

1954

CENSUS OF BUSINESS

VOLUME II

RETAIL TRADE—AREA STATISTICS

PART 1

UNITED STATES SUMMARY

AND

ALABAMA—MISSISSIPPI

~~232586~~

81 4100

U. S. DEPARTMENT OF COMMERCE
Sinclair Weeks, Secretary

BUREAU OF THE CENSUS
Robert W. Burgess, Director

**BUREAU OF THE CENSUS
LIBRARY**

**UNITED STATES
Census of Business: 1954**

Volume II

RETAIL TRADE—AREA STATISTICS

**Establishments, Sales, Payroll, and Personnel for the
United States, Geographic Divisions, States,
Standard Metropolitan Areas, Counties, Cities
and the Territories of Alaska and Hawaii**

Part 1

UNITED STATES SUMMARY

and

ALABAMA—MISSISSIPPI

*Bureau of the Census
Library*

Prepared under the supervision of

HARVEY KAILIN

Chief, Business Division

**UNITED STATES GOVERNMENT PRINTING OFFICE
WASHINGTON : 1956**

REF
HF
3007
-455
1954
V.2
Pt.1



BUREAU OF THE CENSUS

ROBERT W. BURGESS, *Director*

A. ROSS ECKLER, *Deputy Director*
HOWARD C. GRIEVES, *Assistant Director*
CONRAD TAEUBER, *Assistant Director*
 JACK B. ROBERTSON, *Special Assistant*
MORRIS H. HANSEN, *Assistant Director for Statistical Standards*
WALTER L. KEHRES, *Assistant Director for Administration*
CALVERT L. DEDRICK, *Chief, International Statistical Programs Office*
A. W. VON STRUVE, *Acting Public Information Officer*

Business Division—HARVEY KAILIN, *Chief*
 Retail Trade Branch—Henry Wulff, *Chief*
 Service Trade Branch—Louis Greenberg, *Chief*
 Wholesale Trade Branch—John Albright, *Chief*
 Statistical Methods Branch—Ralph S. Woodruff, *Chief*
 Procedures and Processing Branch—Frank A. Cirillo, *Chief*
 Current Surveys Branch—James W. Turbitt, *Chief*
Economic Operations Division—M. D. BINGHAM, *Chief*
 IRVING WEISS, *Assistant Chief*

Administrative Service Division—EVERETT H. BURKE, *Chief*
Agriculture Division—RAY HURLEY, *Chief*
Budget and Management Division—CHARLES H. ALEXANDER, *Chief*
Field Division—ROBERT B. VOIGHT, *Chief*
Foreign Trade Division—J. EDWARD ELY, *Chief*
Geography Division—CLARENCE E. BATSCHELET, *Chief*
Governments Division—ALLEN D. MANVEL, *Chief*
Housing Division—WAYNE F. DAUGHERTY, *Chief*
Industry Division—MAXWELL R. CONKLIN, *Chief*
Machine Tabulation Division—C. F. VAN AKEN, *Chief*
Personnel Division—HELEN D. ALMON, *Chief*
Population Division—HOWARD G. BRUNSMAN, *Chief*
Statistical Reports Division—EDWIN D. GOLDFIELD, *Chief*
Statistical Research Division—WILLIAM N. HURWITZ, *Chief*
Transportation Division—DONALD E. CHURCH, *Chief*

This volume comprises the 1954 Census of Business Retail Trade Area Bulletins, Series R-1

SUGGESTED IDENTIFICATION

U. S. Bureau of the Census. *U. S. Census of Business: 1954.*
Vol. II, *Retail Trade—Area Statistics, Part 1, United States Summary and Alabama—Mississippi.*
U. S. Government Printing Office, Washington, D. C., 1956

For sale by the Superintendent of Documents, U. S. Government Printing Office, Washington 25, D. C.,
or any of the Field Offices of the Department of Commerce. - Price \$12.00 (for Parts 1 and 2).

Preface

This is one of a series of volumes presenting final results of the 1954 Census of Business for Retail, Wholesale, and Selected Service Trades. Statistics for Retail Trade are contained in two volumes, Volume I and this volume. The 1954 Census, which was conducted by mail canvass of business establishments and by use of Internal Revenue Service records (See "Method of Enumeration" in Introduction), was authorized by law under Title 13, United States Code, Section 131. Previous business censuses covered the years 1929, 1933, 1935, 1939, and 1948.

Important to the conduct of the 1954 Census of Business was the cooperation of the Bureau of Old-Age and Survivors Insurance and the Internal Revenue Service in permitting use of certain records thus making possible a material reduction in the cost of enumerating the Census. The Bureau also acknowledges the assistance of many private and public organizations in the planning phase of the census and the excellent cooperation of some 1,750,000 business establishments in completing the required Census forms.

The advice of trade associations, individual businessmen, research and marketing organizations, and government agencies was invaluable in determining the feasibility of collecting various types of data and the methods for minimizing the burden of reporting, as well as in determining the types of information which would be of greatest value. Especially helpful was the Advisory Council on Federal Reports which, through special panels of business experts, advised and assisted in the development of inquiries. Because of budgetary and other limitations, it was not possible to collect all of the data recommended by these groups. Timely publicity given to the Business Census by chambers of commerce, business organizations, trade papers, local newspapers, and television and radio stations aided greatly in informing businessmen of the nature and objectives of the census and facilitated the collection of census reports.

Primary responsibility for the 1954 Census of Business program was centered in the Business Division of the Census Bureau, under the direction of Harvey Kailin, Chief of the Division. Henry Wulff, Chief of the Retail Trade Branch, supervised the retail trade segment of the Business Census. He was assisted by Gerda S. Mones, Assistant Chief of the Retail Trade Branch, and Philip M. Chenoweth and Caesar G. Hill who were chiefly responsible for handling technical problems.

Processing of the 1954 Census of Business reports was performed by the Economic Operations Division, under the supervision of M. D. Bingham, Division Chief, and Irving Weiss, Assistant Chief. Donald K. Weasmer, then Chief of the Retail and Service Census Branch, was responsible for processing Retail Trade reports and tabulations. He was assisted by Jack A. Scharff and John S. Lannan.

In the Field Division, Jack B. Robertson, then Chief of the Division; Ivan G. Munro, Assistant Chief; and Arthur L. Cook, then Chief of the Economic Census Branch, directed the field work for the Census of Business.

Important functions were also performed by the Machine Tabulation Division under C. F. Van Aken, Chief; Mrs. Catherine M. Neafsey, Chief of the Economics Section, was responsible for machine tabulation techniques and procedures used in Retail Trade tabulations.

Geography Division personnel participating in various phases of Business Census work were Clarence E. Batschelet, Chief; Robert C. Klove, Assistant Chief; and William T. Fay, Chief, Survey Planning Branch.

Donald K. Heiser, Chief of the Electronics Systems Branch, assisted by Rudolph M. Micol, Chief of Operations for the Branch, was responsible for planning and use of electronic computer and accompanying equipment. Robert H. Brooks, Chief, Graphics Branch, was responsible for preparing Census of Business publications for reproduction. Mrs. Elma Beynon of the Statistical Reports Division reviewed all text material and table forms, and assisted on publications problems.

1954 CENSUS OF BUSINESS FINAL REPORTS

Volume I: RETAIL TRADE—SUMMARY STATISTICS

Chapter

1. United States Summary.
- *2. Sales Size.
- *3. Employment Size.
- *4. Single Units and Multiunits.

*Also issued as separate reports in bulletin series R-2.

Chapter

- *5. Legal Form of Organization.
6. Miscellaneous.
- *7. Territories of Alaska and Hawaii.

Volume II: RETAIL TRADE—AREA STATISTICS

United States summary and separate chapters for each State, the District of Columbia, Alaska, and Hawaii. Statistics by counties, cities, and standard metropolitan areas, and by kind of business; with cross classifica-

tion by kind of business for standard metropolitan areas and for cities and counties with 500 or more retail establishments. (Chapters also are issued as separate reports in bulletin series R-1.)

Volume III: WHOLESALE TRADE—SUMMARY STATISTICS, AND PUBLIC WAREHOUSES

WHOLESALE TRADE

Chapter

1. United States Summary.
- *2. Size of Establishment or Firm.
- *3. Credit, Receivables, Bad-Debt Losses.
- *4. Sales by Class of Customer.
- *5. Warehouse and Cold Storage Space.
- *6. Commodity Line Sales.

*Also issued as separate reports in bulletin series W-2.

Chapter

7. Legal Form of Organization.
- *8. Petroleum Bulk Plants and Terminals.
9. Miscellaneous.
- *10. Territories of Alaska and Hawaii.

*PUBLIC WAREHOUSES

Volume IV: WHOLESALE TRADE—AREA STATISTICS

United States summary and separate chapters for each State, the District of Columbia, Alaska, and Hawaii. Statistics by counties, cities, and standard metropolitan areas, and by kind of business; with cross classifica-

tion by kind of business for standard metropolitan areas, and for counties and cities with 100 or more wholesale establishments. (Chapters also are issued as separate reports in bulletin series W-1.)

Volume V: SELECTED SERVICE TRADES—SUMMARY STATISTICS

Chapter

1. United States Summary.
- *2. Receipts Size.
- *3. Employment Size.
- *4. Single Units and Multiunits.
- *5. Legal Form of Organization.

*Also issued as separate reports in bulletin series S-2.

Chapter

- *6. Hotels; Motels and Tourist Courts.
- *7. Power Laundries, Cleaning and Dyeing Plants, and Related Services.
- *8. Motion Pictures.
9. Miscellaneous.
- *10. Territories of Alaska and Hawaii.

Volume VI: SELECTED SERVICE TRADES—AREA STATISTICS

United States summary and separate chapters for each State, the District of Columbia, Alaska, and Hawaii. Statistics by counties, cities, and standard metropolitan areas, and by kind of business; with cross classifica-

tion by kind of business for standard metropolitan areas and for cities and counties with 200 or more service establishments. (Chapters also are issued as separate reports in bulletin series S-1.)

CENTRAL BUSINESS DISTRICT BULLETINS

Central business district statistics are published in a series of separate bulletins comprising a report for each of 95 selected large cities. These bulletins are not bound in a volume. Bulletins contain comparative 1954 and 1948 data on number of establishments, volume of sales (or receipts), and annual payroll for all retail stores and about 25 kinds of

retail business, and for hotels and motion picture theaters. Areas for which data are presented include the central business district, the city in which it is located, the standard metropolitan area containing the city, the city outside the central business district, and the standard metropolitan area outside the central business district.

CONTENTS

INTRODUCTION

| | <u>Page</u> |
|--|-------------|
| Kinds of Business Covered..... | 1 |
| Method of Enumeration..... | 1 |
| Comparison of 1948 and 1954 Censuses..... | 1 |
| Confidentiality of Data..... | 2 |
| Explanation of Terms..... | 2 |
| City Size..... | 3 |
| Standard Metropolitan Area Concept..... | 3 |
| Kind-of-Business Classification..... | 3 |
| Kind-of-Business Stubs..... | 8 |
| Census Inquiries..... | 10 |
| Merchandise Lines Questions..... | 11 |
| Data for Selected New England Towns..... | 14 |
| List of Standard Metropolitan Areas and their Definitions..... | 17 |
| Maps: Standard Metropolitan Areas: 1954..... | 20 |
| Standard Metropolitan Areas in the Northeastern Part of the United States..... | 21 |

INDEX TO CHAPTERS

The pages of this volume have been numbered independently within each chapter; page numbers consist of two parts, the first part being the chapter number. Thus 1-14 is chapter 1, page 14 (United States Summary); 10-19 is chapter 10, page 19 (Florida); etc. Page 3 of each chapter contains a table of contents for that chapter. A map appears on page 2 of each chapter: in chapter 1, the U. S. map showing Census regions and divisions; in State chapters, a map showing counties and standard metropolitan areas. See "Description of Tables" for titles of tables in each chapter.

| <u>Chapter</u> | <u>Chapter</u> | <u>Chapter</u> | | | |
|----------------------------|----------------|---------------------|----|---------------------|----|
| United States Summary..... | 1 | Louisiana..... | 18 | Oklahoma..... | 36 |
| Alabama..... | 2 | Maine..... | 19 | Oregon..... | 37 |
| Arizona..... | 3 | Maryland..... | 20 | Pennsylvania..... | 38 |
| Arkansas..... | 4 | Massachusetts..... | 21 | Rhode Island..... | 39 |
| California..... | 5 | Michigan..... | 22 | South Carolina..... | 40 |
| Colorado..... | 6 | Minnesota..... | 23 | South Dakota..... | 41 |
| Connecticut..... | 7 | Mississippi..... | 24 | Tennessee..... | 42 |
| Delaware..... | 8 | Missouri..... | 25 | Texas..... | 43 |
| District of Columbia..... | 9 | Montana..... | 26 | Utah..... | 44 |
| Florida..... | 10 | Nebraska..... | 27 | Vermont..... | 45 |
| Georgia..... | 11 | Nevada..... | 28 | Virginia..... | 46 |
| Idaho..... | 12 | New Hampshire..... | 29 | Washington..... | 47 |
| Illinois..... | 13 | New Jersey..... | 30 | West Virginia..... | 48 |
| Indiana..... | 14 | New Mexico..... | 31 | Wisconsin..... | 49 |
| Iowa..... | 15 | New York..... | 32 | Wyoming..... | 50 |
| Kansas..... | 16 | North Carolina..... | 33 | | |
| Kentucky..... | 17 | North Dakota..... | 34 | Alaska..... | 51 |
| | | Ohio..... | 35 | Hawaii..... | 52 |

DESCRIPTION OF TABLES

United States Summary Chapter

| <u>Table</u> | <u>Page</u> |
|---|-------------|
| 1A. Retail Trade: 1954—United States, by Kind of Business—Establishments, Sales, Payroll, and Personnel..... | 1-5 |
| 1B. Retail Trade: 1948—United States, by Kind of Business—Establishments and Sales..... | 1-7 |
| 1C. Retail Trade; 1954 and 1948—United States, by Kind of Business—Establishments and Sales..... | 1-8 |
| 1D. Retail Trade: 1954—Regions, by Kind of Business—Establishments, Sales, Payroll, and Personnel..... | 1-9 |
| 1E. Retail Trade: 1948—Regions, by Kind of Business—Establishments and Sales..... | 1-17 |
| 1F. Retail Trade: 1954—Geographic Divisions, by Kind of Business—Establishments, Sales, Payroll, and Personnel..... | 1-18 |
| 1G. Retail Trade: 1948—Geographic Divisions, by Kind of Business—Establishments and Sales..... | 1-36 |
| 1H. Retail Trade: 1954—United States, by Regions, Geographic Divisions, and States—Establishments, Sales, Payroll, and Personnel..... | 1-39 |
| 1J. Retail Trade: 1954—United States, by Kind of Business, by Regions, Geographic Divisions, and States—Establishments and Sales..... | 1-40 |
| 1K. Retail Trade: 1954—Standard Metropolitan Areas, by Kind of Business—Establishments, Sales, and Annual Payroll..... | 1-50 |
| 1L. Retail Trade: 1954—United States, by Kind of Business and City Size—Establishments, Sales, and Annual Payroll..... | 1-72 |
| 1M. Retail Trade: 1954—Geographic Divisions, by Kind of Business and City Size—Establishments, Sales, and Annual Payroll..... | 1-75 |
| 1N. Retail Trade: 1954—Standard Metropolitan Areas, Ranked by Volume of Sales and by Population—Standard Metropolitan Areas and Central Cities—Sales, Establishments, Population, and Per Capita Sales..... | 1-102 |
| 1P. Retail Trade: 1954—Cities with 10,000 Inhabitants or More, Ranked by Volume of Sales—Sales, Establishments, Population, and per Capita Sales..... | 1-105 |

State and Territory Chapters

| <u>Table</u> | |
|--|--|
| 101. The State: 1954—Establishments, Sales, Payroll, and Personnel, by Kind of Business. | |
| 101A. The State: 1954 and 1948—Establishments and Sales, by Kind of Business. | |
| 102. Counties and Cities of 2,500 Inhabitants or More: 1954—Establishments, Sales, Payroll, and Personnel—Total Retail; Stores and Sales, by Kind-of-Business Group. | |
| 102A. Counties and Cities of 2,500 Inhabitants or More: 1948—Establishments and Sales. | |
| 103. Standard Metropolitan Areas: 1954—Establishments, Sales, Payroll, and Personnel, by Kind of Business. | |
| 103A. Standard Metropolitan Areas: 1948—Establishments and Sales, by Kind of Business. | |
| 104. Counties with 500 Establishments or More: 1954—Establishments, Sales, Payroll, and Personnel, by Kind of Business. | |
| 105. Cities with 500 Establishments or More: 1954—Establishments, Sales, Payroll, and Personnel, by Kind of Business. | |

The area chapters of this volume comprise the statistical portions of previously published area bulletins (series R-1). Corrections, if any, found after publication of the area bulletin are indicated at the end of the chapter for that area. Corrections have been noted (in the appropriate State chapter, of this volume) only for cities, counties, and standard metropolitan areas, since these are the data significantly affected. Corrections have not been noted in the United States Summary chapter.

INTRODUCTION

The 1954 Census of Business, along with the 1954 Censuses of Manufactures and Mineral Industries, was authorized by law under Title 13, United States Code, Section 131. These 1954 Censuses covered businesses operated in continental United States, Alaska, and Hawaii. Separate Censuses of Business and Manufactures for 1954 were also conducted in Puerto Rico jointly with the Commonwealth Government.

The 1954 Census of Business covered Retail Trade, Wholesale Trade, and Selected Service Trades. This volume provides findings for that portion of the 1954 Census of Business which relates to Retail Trade.

KINDS OF BUSINESS COVERED

This report covers all establishments included in Retail Trade, defined in accordance with the principles of the Standard Industrial Classification System, as published in Volume II, Non-manufacturing Industries (1949 edition of the Standard Industrial Classification Manual, issued under the auspices of the Bureau of the Budget, Executive Office of the President), with the exception of milk dealers which, in conformity with a subsequent action of the Bureau of the Budget, have been classified in the manufacturing industries. (See Food Stores, page 4.)

Retail Trade, as defined in the Standard Industrial Classification Manual, and as covered in the 1954 Census of Business, includes establishments primarily engaged in selling merchandise directly to personal, household, and farm users. Excluded from Retail Trade are places of business operated by membership clubs and open only to their own members or personnel, such as restaurants and bars operated by country clubs, school cafeterias, cafeterias operated by industrial plants for their employees, establishments operated by agencies of the Federal Government on military posts, and hospitals.

METHOD OF ENUMERATION

For purposes of coverage in the 1954 Census of Business, retail establishments were divided into two categories--those with any paid employment during 1954, i. e., the "employer" universe and those with no paid employment during 1954, i. e., the "nonemployer" universe. The method of obtaining Census information for these two groups was as follows:

Enumeration of "Employers."—Information for establishments having paid employees and engaged in retail trade was obtained by means of a mail canvass. Report forms were mailed to all business firms included in the active records of the Internal Revenue Service as subject to payment of Federal Insurance Contributions Act (FICA) taxes (i. e., employers of one or more persons) and which were classified in the records of the Bureau of Old Age and Survivors Insurance (BOASI) as wholly or partially engaged in retail, wholesale, manufacturing, mineral industries, and in major groups 70, 72, 73, 75, 76, 78, and 79 of the service portion of the Standard Industrial Classification Manual. In addition, report forms were mailed to all establishments which BOASI had not classified by kind of business prior to the mailing of the report forms. Each establishment was mailed a report form appropriate to its BOASI classification (for those cases for which BOASI classification had not yet been established, a general purpose form was used) but its 1954 Census classification was determined by replies to questions on the Census report form.

Enumeration of "Nonemployers."—This group was defined to include retail businesses other than those represented in the active FICA records of the Internal Revenue Service. Information for this group of establishments was furnished by the Internal Revenue Service and was derived from the 1954 tax returns. Information was compiled from only one-half of these cases and census results for this group were established by multiplying such findings by two. The "nonemployer" segment of retail trade, although made up of a large number of establishments, accounted for less than 10 percent of the total retail trade volume.

COMPARISON OF 1948 AND 1954 CENSUSES

The 1948 and 1954 Business Censuses differed in several respects, which affect to some degree the comparability of data. In the case of some of these differences (items 1, 2, and 3, below) it has been feasible to revise the 1948 data either to put them on a comparable basis with the data for 1954 or at least to minimize noncomparability. The more important differences are as follows:

(1) The adoption of a "nonstore" retail category (see KIND-OF-BUSINESS CLASSIFICATION, below) importantly differentiated the 1954 Census from previous censuses and resulted in some differences in the figures by kind of business. In the publications issued in connection with the 1948 and previous Business Censuses, the "nonstore" retailers were not separately classified, as in 1954, but were included with "stores" in each kind of business. However, the 1948 Census figures shown in this and other 1954 Census of Business publications have been revised to show the "nonstore" retailers on the same basis as they are shown in the 1954 tables.

(2) The 1954 Business Census excludes those establishments with no paid employment in 1954 which had a sales volume of less than \$2,500 in that year. Previously published results of the 1948 Census excluded establishments which operated the entire year but which had a sales volume of under \$500. However, in this volume the 1948 figures have been revised to the same dollar cutoff as used in the 1954 Census. This change was made to help achieve greater comparability between the two censuses, although it should be recognized that changes in price level which have occurred between 1948 and 1954 have the effect of complicating comparisons between the two censuses. Use of the same dollar volume cutoff does not take into consideration such changes in price level. However, this situation does not importantly affect a comparison between the two censuses with respect to the total dollar volume of sales, as establishments in this range constitute an insignificant fraction of the retail sales volume.

(3) The definition of Retail Trade in the 1954 Business Census differs from that of the 1948 and previous censuses by the exclusion of "milk dealers" (see KIND-OF-BUSINESS CLASSIFICATION, below). The 1948 data shown in this volume have been revised to the 1954 basis and will differ in this respect from the results in previously issued 1948 Census of Business publications.

(4) The adoption of the mail canvass method in the 1954 Business Census, described under METHOD OF ENUMERATION, above, made it feasible to extend the coverage of the census to "nonrecognizable" establishments. In the 1948 and previous Business Censuses, coverage was limited to places which were "recognizable" as business establishments to enumerators who systematically canvassed all city blocks, roads, highways, etc. The use of the mailing lists and records, referred to above, for the 1954 Business Census made this limitation unnecessary and resulted in the addition to the census coverage of "nonrecognizable" businesses, e. g., businesses operated from homes, businesses operated on an itinerant basis, etc. Most of the "nonrecognizable" cases in the 1954 Census are thus classified in the "nonstore" retailer category (see KIND-OF-BUSINESS CLASSIFICATION, below). The 1948 figures carried in this volume have been revised to show figures for the "nonstore" retailers separate from the "store" type retailers. The effect of the inclusion of the "nonrecognizable" cases is substantially confined to the "nonstore" group and to "total" retail trade. It is believed that the inclusion of "nonrecognizable" establishments has had a greater effect on the count of establishments than on the volume of retail sales.

(5) The change in method of enumeration also resulted in the inclusion in the 1954 Business Census of a number of establishments which were in business a part of 1954 but not at the end of 1954. In the 1948 and previous Business Censuses, the coverage of establishments (except for those of large multi-unit organizations for which special canvass procedures were used) was substantially limited to places which, at the end of the year, were still in business. In the 1954 Census, however, the inclusion of establishments not in business at the end of the

year was possible to the extent that such establishments were included in the active files of the Internal Revenue Service used for mailing-list purposes or to the extent that they were identified in the records used for the "nonemployer" universe. In both 1954 and previous Business Censuses, the count of establishments is limited to those in business at the end of the year. Other items of data, however, include figures for part-year establishments not in business at the close of the year. The extent to which data for such establishments have been included in the 1954 figures will be noted in later publications.

(6) Comparability of 1948 and 1954 Business Census results also is affected by differences in the items of information collected for kind-of-business classification purposes and in the classification techniques. A description of these differences is provided in the section below, on KIND-OF-BUSINESS CLASSIFICATION.

A special problem in comparability of data from census to census exists because of the use of the establishment as the unit for kind-of-business classification. Although an establishment may change its kind-of-business characteristics gradually, a change in kind-of-business classification is made for the establishment as a whole at a specific point in time. For example, with the addition of appropriate lines of merchandise, an apparel store at some point becomes a department store, or a men's shoe store becomes a family shoe store. When a change in classification is made, the new figures, as compared with figures on the old classification basis, will show an increase in the new kind of business by the total amount of the establishment's sales and a corresponding decrease in the previous kind of business in which the establishment was classified. Often there are offsetting changes in classification, so that changes between censuses in the amounts shown for various kinds of business are independent of changes in individual establishment classification. However, particularly when the volume of business is growing rapidly and new lines of merchandise are being added, the changes may not be mutually offsetting.

(7) A factor which in some cases may importantly affect kind-of-business comparisons was the change made from the 1948 Census practice of consolidating leased departments with the stores in which they were located. In a census conducted by field enumeration methods, it was feasible to identify the reports to be thus consolidated; in the 1954 Business Census, however, the elimination of the field canvass made such consolidation difficult to accomplish. For this reason, in the 1954 Census, each leased department was treated as a separate establishment and was classified in accordance with the kind of business it conducted. For example, in the 1954 tabulations a leased department selling apparel would be classified as an apparel store even though it was located in a department store or in a store classified in some kind of business other than apparel. It also should be noted that in the 1954 classifications, the procedure which separated the leased department from the main store could affect the kind-of-business code assigned to the main store because that code did not take into account the lines of merchandise carried by the leased department. The 1948 figures contained in the 1954 Census of Business publications have not been adjusted to the 1954 basis for leased departments. In addition to the material included in KIND-OF-BUSINESS CLASSIFICATION, below, reference should be made to Tables 12K, 12L, and 12M in Volume II of the 1948 Census of Business for an indication of the kinds of business where the change in leased department procedure might have had the greatest effect. Volume I of the 1954 Census of Business will present separate data for leased departments.

(8) One other important difference in the two censuses is in the treatment of sales and excise taxes levied directly on the consumer. In the 1948 Census of Business such taxes were not included in the total sales and receipts of retail establishments, whereas they were included in the 1954 Census. The effect of this change varies from State to State depending on whether there was a State sales tax law and on to what items the tax law applied. In general the tax is about two or three percent on the items covered. The Federal excise taxes on retail sales, while a higher percentage, were limited to selected

items, and generally did not constitute a large fraction of total retail sales.

In addition to the factors detailed above, certain others could have affected the comparability of the 1948 and 1954 Censuses. In the 1954 Census, the use of the business schedule of the income tax form to account for "nonemployer" businesses probably has occasioned some undercoverage of such small businesses. Although there would have been no significant effect on total dollar volume of sales reported in the Census, because of the small size of establishments involved, a perceptible effect on establishment counts is not precluded. Possibly this factor accounts for some of the differences between 1948 and 1954 establishment counts, particularly in certain areas, mainly rural ones, and in certain kinds of business (e.g., gasoline filling stations). On the other hand, it is possible that in the 1954 Census some establishments which should have been classified as "nonstores" (and therefore would not have been covered in the 1948 Census—see Item 4 above) were classified as "stores" because of the limitations of the kind-of-business description appearing on the tax report. It has not been feasible to establish the degree to which these factors affected the 1954 Census establishment statistics count or what their effect has been on either area or kind-of-business establishment count comparisons with 1948. As noted above, the effect on total dollar volume comparisons would be very small.

CONFIDENTIALITY OF DATA

In accordance with Census law, any data which would disclose the operations of an individual establishment or business organization are not published. The number of establishments in a kind of business is not considered a disclosure by Census rules, so that this item is shown in instances where other items of information for the same establishments are suppressed.

EXPLANATION OF TERMS

Establishments.—Census of Business figures represent a summary of reports for individual establishments rather than for companies. A separate report was obtained for each location where business was conducted, including each location of multiunit organizations. Each report in the census was tabulated in accordance with the physical location at which the business was conducted. Although the tabulations of the census are on an establishment rather than ownership basis, in certain tables the establishment figures are grouped into ownership categories. This will be the case in the "Single Units and Multiunits" chapter of Volume I, Retail Trade and in a planned company statistics bulletin covering company activities in all parts of the 1954 Censuses of Business, Manufactures, and Mineral Industries.

Where two or more activities were carried on at a single establishment, the entire establishment was classified on the basis of its major activity and all data for it included in that classification. However, when these activities were conducted by separate business entities, each entity was treated as an establishment. Thus, a leased department in a department store was treated as a separate establishment and is included in these tabulations on the basis of its activities rather than as a part of the store within which it operates. (See COMPARISON OF 1948 AND 1954 CENSUSES, above.)

This volume does not include figures for those locations of a multiunit organization which service or are auxiliary to the retail stores of the organization, such as separate warehouses, administrative offices, etc. Information for this type of unit will be included in Volume I of the 1954 Census of Business. In the 1948 Business Census, figures for such units, where included in the tabulations, were separately identified.

Sales.—Sales are defined to include total receipts from customers during 1954, after deduction of refunds or allowances for merchandise returned by customers. Sales include receipts from repairs and from other services to customers, as well as the sale of merchandise, but exclude amounts other than those received from customers, such as income from investments, and rental of real estate. They include the amount of local and State sales taxes or Federal excise taxes which are

collected by the store directly from customers, and paid directly by the store to a local, State, or Federal taxing agency. Gasoline, liquor, tobacco, and other excise taxes which are paid by the manufacturer or wholesaler and passed along to the retailer also are included.

The sales figures, therefore, represent total sales and receipts of all establishments primarily engaged in retail trade. They do not include retail sales made by manufacturing, wholesale, and service establishments, and other establishments whose primary activity is other than retail trade. They do, however, include receipts other than from the sale of merchandise at retail (e. g., service receipts, sales to industrial users, sales to other retailers, etc.) by establishments primarily engaged in retail trade.

Payroll, entire year.—Payroll includes all forms of compensation (salaries, wages, commissions, bonuses, and payments in kind) paid during the year to all employees. For corporations, it includes amounts paid to officers and executives; however, it does not include compensation of proprietors or of partners of unincorporated businesses. Included in payroll are the value of payments in kind, such as free meals, lodgings, etc., received by employees from their employers but not amounts received by employees as tips, etc. Payroll is reported before deductions for Social Security, income tax, insurance dues, etc.

Payroll—workweek ended nearest November 15.—This item consists of payroll, as defined above, which was paid to persons on the payroll in the pay period ended nearest November 15, 1954. Establishments whose payroll period was other than a week were requested to adjust the figures to a weekly basis.

Paid employees—workweek ended nearest November 15.—Paid employees consist of the number of employees, including salaried officers and executives of corporations, who were on the payroll for the workweek ended nearest November 15.

Full workweek employees.—Full workweek employees include employees, whether regular or seasonal who, for the specified pay period, were paid for working at least the number of hours typically worked in a week by employees of the reporting establishment. All other employees paid during that workweek were reported as part-workweek employees.

Proprietors of unincorporated businesses.—This item includes owners or partners of unincorporated businesses who devoted the major portion of their time to the operation of the business.

CITY SIZE

Each establishment included in the 1954 Census of Business was classified into one of nine city-size groups, based on the number of inhabitants in the city in which the establishment was located. City size was determined by the 1950 Census of Population count, except for places which had special censuses taken by the Bureau of the Census between April 1, 1950, and September 15, 1954. The group entitled "Remainder of United States" includes all establishments located in incorporated cities of less than 2,500 inhabitants and in rural areas.

STANDARD METROPOLITAN AREA CONCEPT

In addition to those for States, counties, and cities, Census of Business statistics are presented for standard metropolitan areas. These are areas which have been defined and established cooperatively by a number of interested Federal agencies under the direction of the Bureau of the Budget for purposes of compilation and presentation of a wide variety of statistical data on a uniform area basis.

The general concept adopted in defining a standard metropolitan area was that of an integrated economic area with a large volume of daily travel and communication between a central city of 50,000 inhabitants or more and the outlying parts of the area. This resulted in an area considerably more restricted, especially for the larger cities, than the "market" or "trading" area. Each area (except in New England) consists

of one or more entire counties. In New England, metropolitan areas have been defined on a town basis rather than a county basis. A complete statement of the principles adopted as a guide in applying this general concept to the definition of individual areas will be found in a document issued by the Bureau of the Budget, Executive Office of the President, dated July 28, 1950, entitled "Standard Metropolitan Area Definitions."

The 173 standard metropolitan areas in continental United States and Hawaii for which 1954 Census of Business data are included in this volume are those defined by the Bureau of the Budget as of June 8, 1954. (See list on page 17.)

KIND-OF-BUSINESS CLASSIFICATION

Each retail establishment was assigned a kind-of-business classification, in accordance with the provisions of the 1949 edition of the Standard Industrial Classification Manual, as subsequently amended by the Bureau of the Budget for use in the 1954 Census of Business. The exclusion of milk dealers and the separation of "nonstore" retail establishments (as described below) from other retail establishments are amendments made subsequent to the 1949 edition. It should be noted that kind-of-business classifications are not interchangeable with commodity classifications. Food stores, for instance, sell commodities other than food, while food is sold in other kinds of stores than food stores.

The techniques used in classifying establishments by kind of business in the 1954 Census, as well as the items of information collected for classification purposes, differed from those of the 1948 and earlier Business Censuses. In the earlier censuses it had been the practice to collect data on sales by merchandise lines from all establishments and establish a classification primarily based on the data so collected. In the 1954 Census a number of factors made it necessary to evolve a classification system based on other information. The system actually used was to ask each establishment to select and check the box which best described its kind of business and to provide a "Yes" or "No" answer with respect to the handling of specific merchandise lines. These questions were supplemented, where practicable, by requesting the establishment to report the percentage of total sales accounted for by certain key lines or commodities. The establishment's designation of its kind of business was accepted as correct, whenever the supporting information on merchandise lines handled (or on percent in specified lines) was consistent with the designation. The inquiries on the various retail forms with respect to merchandise lines handled are shown at the end of this introduction.

The problem of classification in the 1954 Business Census was somewhat complicated by the fact that establishments similar in character could have received different type census forms on which to report their 1954 businesses. This occurred because the classification information, on which the mailing of forms was based, was not always complete or sufficiently up-to-date in terms of what was needed for the final classification. While each of the report forms required the establishment to designate its kind of business, the supporting information which was requested necessarily varied from form to form. In some cases this undoubtedly resulted in different classifications being assigned similar establishments.

Because "nonemployers" were not required to prepare 1954 Business Census reports (information for them having been furnished by the Internal Revenue Service from 1954 tax returns) the system described above could not be used in classifying their returns. For the "nonemployers" the only information available for classification was the designation or description of the establishment entered on the tax form by the proprietor. This limitation precludes a comparison with 1948 data for certain kinds of business. (See page 9 for a listing of all kinds of business for which data have been included in the census. Note that only data for those kinds of business preceded by an asterisk are comparable to 1948; data for other kinds of business are not comparable because "nonemployer" tax forms could not be classified in this detail.)

Also the handling of leased departments within retail stores as noted in item (6) of COMPARISON OF 1948 AND 1954

CENSUSES would have an effect on certain kinds of business classifications even though the definition had not otherwise been changed. A statement mentioning leased departments is included in the definition for kinds of business when the 1948 Census definitions mentioned leased departments and in those classifications where the 1948 data indicate the change may be a significant factor in evaluating the data.

The difference in information collected and in the method of classifying establishments in the 1954 Business Census, as referred to above, led to some differences in the classification assigned as compared with the one which would have resulted from the previously used system. Although a precise measure of these differences is not available at this time, there is evidence that frequently the differences in the codes assigned tended to offset each other. Known factors which might cause differences in specific kinds of business as compared with past censuses have been noted in the kind-of-business descriptions below.

The kinds of business defined below are arranged by groups, with special attention given to principal kinds of business within each group. Significant changes in definition since the 1948 Census of Business are noted.

Food Stores

The food group includes retail establishments primarily engaged in selling food for home preparation and consumption. Establishments primarily engaged in selling prepared food and drinks for consumption on their own premises are classified as eating and drinking places, and stores primarily engaged in selling packaged beers and liquors are classified separately as "Liquor stores."

In previous censuses, this group included dairies which processed and bottled milk and cream if the major portion of their sales was by route delivery to the homes of consumers. Such establishments are now included in the Census of Manufactures.

Food can be an important line of merchandise in stores other than those classified in a kind of business in the food group. This is particularly the case in "General stores" in the general merchandise group. Because the classifications in the 1954 Business Census forms relied on the establishment's own designation of its kind of business to a greater extent than in the 1948 Census, a shift between food store classifications and "General stores" was possible. A preliminary investigation indicates that this shift was in the direction of an increase in "General stores"; because of the large volume represented by the food group, whatever shift may have occurred would have a much smaller effect on the food group totals.

Shifts in classification between "Candy, nut, confectionery stores" in the food group and "Refreshment stands" in "Eating, drinking places" also could have resulted because of differences between 1948 and 1954 in classification information. The comparability of data for "Meat markets" in this bulletin as compared with the previously issued 1948 Census data is significantly affected by the treatment of leased departments as separate establishments rather than as parts of the establishments (main stores) within which they operate. The effect of the 1954 procedure has been to increase the "Meat market" figures. (This occurs because in a number of grocery stores, the meat department is operated as a leased department.) The same is true of "Fish (seafood) markets" and "Fruit stores, vegetable markets," figures for which tend to show an increase because of the separate classification of leased departments. Delicatessen stores are affected by the techniques used because there is no generally recognized definition of the term among retailers who think of themselves as being in this category. The general rule mentioned above for classifying establishments may have resulted in classifying some establishments as "Delicatessen stores" which in the 1948 Business Census would have been coded as "Grocery stores."

Grocery stores.—These stores are primarily engaged in selling at retail a wide variety of canned or frozen foods, such as vegetables, fruits, and soups, in addition to dry groceries, either packaged or in bulk, such as tea, coffee, cocoa, dried

fruits, spices, sugar, flour, and crackers, and other processed food and nonedible grocery items. Smoked and prepared meats, and fresh fish and poultry, fresh vegetables and fruits are also often sold, as are fresh or frozen meats.

Meat markets.—These are retail establishments primarily engaged in selling fresh meats. They also may sell cured meats, poultry, fish, dairy products, eggs, and other commodities. These stores may butcher animals on their own account, or they may buy from others.

Fish (seafood) markets.—These are retail establishments primarily engaged in selling fresh or cured fish, oysters, shellfish, and other sea foods.

Fruit stores, vegetable markets.—These are retail establishments primarily engaged in selling fresh fruits and fresh vegetables. They are frequently found in public or municipal markets or are operated as roadside stands. Not included are stands operated by farmers selling only their own produce.

Candy, nut, confectionery stores.—These are retail establishments primarily engaged in selling candy, nuts, sweetmeats, and other confections. Operation of a soda fountain or lunch counter is common. In the publications of the 1948 Census of Business, this classification included vending machine operators if their principal lines of merchandise were candy, nuts, or other confections.

Bakery products stores.—These are retail establishments primarily engaged in selling bakery products, such as bread, cakes, or pies, over the counter, whether or not the products are produced on the premises. Bakery products stores are divided into two categories, "Bakery products stores without baking on the premises," and "Bakery products stores with baking on the premises." Stores with baking on the premises which were operated by multiunit organizations were not included in Retail Trade in 1948, but are included in 1954. Bakery plants whose products are primarily distributed directly to household consumers by means of wagon routes are included in the Census of Manufactures.

Delicatessen stores.—These are retail establishments primarily engaged in selling cooked foods, such as cooked meats, prepared salads, and baked beans, ready for consumption in the home without further preparation. They often carry canned and bottled goods, groceries, beer and wine, and tobacco products, and frequently serve meals.

Food stores, n.e.c.—These are establishments primarily engaged in selling at retail specialized lines of foods such as dairy products, eggs, poultry, and health foods. In the publications of the 1948 Census of Business, this classification also included house-to-house coffee, tea, and spice distributors which are now included with the nonstore retailers.

Eating, Drinking Places

This group includes retail establishments selling prepared foods and drinks for consumption on the premises, and also refreshment stands. Eating and drinking places operated as leased departments within other places of business are included in this group (see COMPARISON OF 1948 AND 1954 CENSUSES, item 7). In the 1948 Census of Business, leased departments within retail businesses were treated as part of the establishment in which they were located.

Restaurants, cafeterias.—These are establishments primarily engaged in selling meals, both complete and short-order, and having either table or counter service or both. In the 1948 Census of Business, establishments selling only short-order meals and not having full table service were classified as "Lunch counters, refreshment stands."

Caterers.—These are retail establishments primarily engaged in the sale of food which they prepare but which is served elsewhere than on their own premises. The actual serving of the food at parties, etc., is usually a part of the service rendered.

In-plant food contractors.—These are establishments primarily engaged in the operation of employee restaurants and

cafeterias in industrial plants, offices, etc. This classification does not include similar establishments when they are operated by the firm which operates the manufacturing plant. Although not separately identified in the 1948 Census, these establishments were included in the "Eating, Drinking Place" group in that year.

Refreshment stands.—These are retail establishments primarily engaged in selling limited lines of refreshments such as fruit juices, soft drinks, and ice cream. These establishments usually do not have facilities for seating customers either at tables or counters.

The classification "Refreshment stands" in the 1954 Business Census is not comparable with the 1948 Census classification "Lunch counters, refreshment stands" because of the shift of short-order eating places (lunch counters) to "Eating places (except refreshment stands)" in the 1954 classification. (See Food Stores, above, for possible shifts between "Candy, nut, confectionery stores" and "Eating places" classifications.)

Drinking places.—These are retail establishments primarily engaged in selling alcoholic drinks such as beer, ale, wine, liquor and other alcoholic beverages for consumption on their own premises. These establishments are often known as bars, beer gardens, cabarets, night clubs, cocktail lounges, saloons, tap rooms, etc. The sale of food for consumption on the premises frequently accounts for a substantial portion of the receipts of these establishments.

General Merchandise Group

This group includes stores usually selling a combination of two or more of the following merchandise lines: Dry goods, apparel and accessories, furniture and home furnishings, small wares, hardware or food. Among the kinds of business included in this group are those commonly known as department stores, variety ("5 and 10", etc.) stores, and general stores. (See Food Stores, above, and Apparel, Accessories Stores, below, for further discussion involving general merchandise stores.)

Department stores.—These are retail stores carrying a general line of apparel, such as suits, coats, dresses, and furnishings; home furnishings, such as furniture, floor coverings, curtains, draperies, linen, major household appliances, and housewares such as table and kitchen appliances, dishes, and utensils. These and other merchandise lines are normally arranged in separate sections or departments with the accounting on a departmentalized basis. The departments and functions are integrated under a single management. Establishments included in this classification must normally employ 25 or more persons.

Dry goods, general merchandise stores.—These are retail establishments primarily engaged in selling piece goods, or a combination of men's and women's apparel, dry goods, hardware, homewares or home furnishings, etc. Yarn and notion shops are included in this category. Stores selling commodities covered by the definition of "Department stores," but normally having fewer than 25 employees, are also included in this industry.

General stores.—These are retail establishments usually located in rural communities and primarily engaged in selling a general line of merchandise of which the most important line is food, and the more important subsidiary lines are notions, apparel, farm supplies, and gasoline. These stores are usually known as country general stores. (See Food Stores, above, for discussion of possible shifts between General Stores and Food Stores classifications.)

Variety stores.—These are retail establishments primarily engaged in selling a variety of merchandise in the low and popular price ranges, such as stationery, gift items, women's accessories, toilet articles, light hardware, toys, housewares, confectionery, etc. These stores frequently are known as "5 and 10 cents" stores and "5 cents to a dollar" stores, although merchandise is usually sold outside these price ranges. Sales usually are made on a cash-and-carry basis, with the open selling method of display and customer selection of merchandise.

Apparel, Accessories Stores

This group includes stores primarily engaged in selling clothing, shoes, hats, underwear, and related articles for personal wear and adornment.

Because apparel and apparel accessories are important lines in many "general merchandise" stores, analyses of the apparel trades should take into consideration data for both "general merchandise" and "apparel" stores. This is especially important when comparisons with the 1948 Census are made, because of shifts in classification which could have resulted from differences in the classification procedures of the two censuses.

Shoe stores.—These are retail establishments primarily engaged in selling shoes. The group includes men's shoe stores; women's shoe stores; family shoe stores; and children's, juveniles' shoe stores. Family shoe stores are primarily engaged in selling footwear for men, women, children, and infants without specializing in any one line. The other classifications specialize in the line indicated by the title.

It is probable that some stores selling relatively small amounts of a merchandise line other than that in which they specialize would have been classified as "men's" or "women's" shoe stores in the 1948 Business Census, but as "Family shoe stores" in the 1954 Census.

In the 1948 Census, this classification did not include shoe leased departments operating in retail establishments classified in other kinds of business. In the 1954 Census, such shoe departments are included in this classification. (See COMPARISON OF 1948 AND 1954 CENSUSES, item 7, for discussion of the possible effect of this change.)

Men's, boys' clothing stores.—These are retail establishments primarily engaged in selling men's and boys' overcoats, topcoats, suits, and work clothing. Hats, shoes, accessories, and furnishings (such as shirts, gloves, hosiery, and underwear) are frequently but not always carried.

Men's, boys' furnishings stores.—These are retail establishments specializing in the sale of men's and boys' shirts, hats, underwear, hosiery, gloves, and other furnishings.

Family clothing stores.—These are retail establishments primarily engaged in selling clothing, furnishings, and accessories for men, women, and children, without specializing in any one line.

Women's ready-to-wear stores.—These are retail establishments primarily engaged in selling women's coats, suits, and dresses.

Millinery stores.—These are establishments primarily engaged in selling ready-to-wear and custom-made millinery, including women's hat frames and trimmings. In the 1948 Census this classification did not include millinery leased departments operating in retail establishments classified in other kinds of business. In the 1954 Census, such departments are included in this classification.

Women's clothing specialty stores, n.e.c.—These are retail establishments primarily engaged in selling women's miscellaneous apparel and accessories, such as blouses, knit goods, gloves, handbags, and costume jewelry. Also included in this classification are establishments selling specialized lines of women's apparel not elsewhere classified, such as hosiery, corset, and lingerie stores.

Children's and infants' wear stores.—These are retail establishments primarily engaged in selling children's and infants' clothing, furnishings, and accessories. Such establishments may specialize in either children's or infants' wear or they may sell a combination of children's and infants' wear.

Apparel stores, n.e.c.—These are retail establishments primarily engaged in selling specialized lines of apparel and accessories not elsewhere classified such as raincoats, bathing suits, riding apparel, and umbrellas. Establishments primarily engaged in making and selling men's and women's outer clothing to individual order from stocks of material carried on their shelves are included in this classification, as are those es-

tablishments selling ready-made fur coats and other fur apparel or combinations of custom and ready-made fur apparel.

Furniture, Home Furnishings, Appliance Dealers

This group includes stores primarily engaged in selling goods used for furnishing the home, such as furniture, floor coverings, draperies, glass and chinaware, domestic stoves, refrigerators, and other household electrical and gas appliances, including radio and TV sets.

Establishments selling electrical and gas appliances are included in this group only if the major part of their sales consist of articles for home use. Dealers primarily engaged in selling second-hand furniture are classified as "Second-hand stores."

Furniture stores.--These are retail establishments primarily engaged in selling household furniture. These stores may also sell home furnishings, major appliances, and floor coverings. Establishments primarily engaged in selling office furniture are classified in Wholesale Trade.

Floor covering stores.--These are retail establishments primarily engaged in selling floor coverings of various kinds, among the more important of which are rugs, carpets, linoleum, and synthetic material tiles. Contractors primarily engaged in the installation of floor coverings are not included in this classification even though their contracts, in some cases, call for them to provide the floor coverings as part of the contractual service.

Home furnishings stores, n.e.c., antique stores.--These are retail establishments primarily engaged in selling such commodities as antique furniture and home furnishings and objects of art; draperies, curtains and upholstering materials; china, glassware, crockery, and tinware for kitchen and table use; pictures, frames, lamps and shades, awnings, window shades, venetian blinds, tents, flags, and banners.

Household appliance, radio, TV stores.--These are retail establishments primarily engaged in selling household appliances such as electric and gas refrigerators, stoves, vacuum cleaners, washing machines and dryers, freezers, electric irons, percolators, hot plates, etc., and radios, television sets, and record players. Included in this group are the retail establishments operated by public utilities when the establishments are primarily engaged in the selling of electric and gas appliances for household use.

In using the data for the detailed kind-of-business classification it should be borne in mind that many of the stores which specialize in the sale of radios and television sets also sell some appliances and that the same overlapping is common to those stores specializing in selling household appliances.

Automotive Group

This group includes dealers selling new and used automobiles, new parts and accessories, aircraft, motorboats, motorcycles, and automobile trailers. Establishments primarily selling trucks and motorized industrial equipment are, for census purposes, classified as wholesale establishments.

The 1954 kind-of-business titles "Passenger car dealers (franchised)" and "Passenger car dealers (nonfranchised)" replace the titles "Motor-vehicle (new and used) dealers" and "Motor-vehicle (used) dealers," used in the 1948 Census of Business publications. However, the classifications they cover are not entirely identical because in the 1954 Business Census certain auxiliary activities (e. g., operation of used car lots) of franchised dealers were not recognized as separate establishments but were consolidated with the establishment at which the principal activity was conducted. The effect of this change would be to include in "Passenger car dealers (franchised)" receipts of activities which otherwise would have been classified as "Passenger car dealers (nonfranchised)" or in the Service Trades as "Auto repair."

Passenger car dealers (franchised).--These are retail establishments primarily engaged in selling new automobiles, or new and used automobiles and trucks. These dealers frequently

operate repair shops and used car lots and may carry stocks of replacement parts, tires, batteries, and automotive accessories.

Passenger car dealers (nonfranchised).--These are retail establishments primarily engaged in selling used cars and trucks, and not holding a franchise for the sale of new passenger cars.

Tire, battery, accessory dealers.--These are retail establishments primarily engaged in selling automobile tires, batteries, automobile seat covers, and other automobile parts and accessories. Such establishments frequently have facilities for tire recapping and vulcanizing. Establishments dealing primarily in used merchandise are classified as "Second-hand stores."

Motorcycle, aircraft, boat dealers.--These are retail establishments primarily engaged in selling new or used motorcycles, aircraft for private (noncommercial) use, and motorboats, yachts, and other water craft. Dealers selling parts and supplies for these products to private (noncommercial) users are included in this classification.

Household trailer dealers.--These are retail establishments primarily engaged in selling household trailers.

Automobile dealers, n.e.c.--These are retail automotive establishments, not elsewhere classified.

Gasoline Service Stations

Gasoline service stations include establishments primarily engaged in selling gasoline and other automotive petroleum products. Business places called "garages" but deriving the larger part of receipts from gasoline and oil sales are included. Gasoline service stations also sell tires and tubes, other automobile accessories, and sometimes lunches, candy, tobacco, and groceries. These establishments often perform some service and repair work in addition to their sales of merchandise.

Lumber, Building Materials, Hardware, Farm Equipment Dealers

This group includes establishments selling lumber, building materials, and basic lines of hardware, such as tools, builders' hardware, paint and glass, electrical supplies, roofing materials, and other equipment and supplies for home construction. The group also includes farm equipment dealers. Establishments in this group sell to contractors as well as to the general public.

The classifications "Heating and plumbing equipment dealers" and "Electrical supply stores" presented separately in the 1948 Census of Business have been combined into the classification "Plumbing, electrical supply stores." The difficulty experienced in segregating these establishments from closely related kinds of business in Wholesale Trade and Contract Construction even under ideal conditions, makes it quite probable that this classification is not comparable with the sum of the two which it replaces.

"Lumber yards" and "Building materials dealers" although presented in combination in this bulletin will be shown separately in other publications of the 1954 Census of Business. These classifications include establishments selling primarily to home owners, farmers, builders, general contractors and special trades contractors. In the 1948 Census, establishments of this type which sold primarily to builders and general contractors were classified in Wholesale Trade.

Farm equipment dealers.--These are retail establishments primarily engaged in selling farm tractors, reapers, mowers, plows, wagons, and related farm equipment. These establishments may sell a combination of basic lines of hardware, such as tools, builders' hardware, housewares, cutlery and related lines.

Lumber, building materials dealers.--These are retail establishments primarily engaged in selling paint, glass, and wall-paper or any combination of these lines. Establishments primarily engaged in installing glass are not included in the Census of Business.

Plumbing, electrical supply stores.—These are retail establishments primarily engaged in selling plumbing supplies and heating and air conditioning equipment or electrical appliances. Stores primarily engaged in selling electrical appliances are included with "Household appliance, radio, TV stores." See discussion above, regarding comparability with data from previous censuses.

Hardware stores.—These are retail establishments primarily engaged in selling a number of basic hardware lines such as tools, builders' hardware, paint and glass, housewares and household appliances, cutlery, and roofing materials. These establishments may also sell farm implements.

Drug Stores, Proprietary Stores

Stores in this group sell drugs or proprietary medicines usually in combination with lines such as cosmetics, toiletries, tobacco, magazines and books, and novelty merchandise. However, to be classified as a drug store, the establishment must sell prescriptions.

Other Retail Stores

This group consists of establishments primarily engaged in selling, at retail, specialized lines of merchandise such as jewelry, liquor, feed, farm and garden supplies, books, sporting goods, gifts, novelties, souvenirs, music, cameras, photographic supplies, orthopedic supplies and artificial limbs, pets, hobby equipment, toys, religious goods, and monuments and tombstones. Greenhouses and nurseries are not within the scope of the census; however, florist shops are included.

Liquor stores.—Liquor stores are retail establishments primarily engaged in selling (at retail) packaged alcoholic beverages such as ale, beer, wine, and whiskey for consumption off the premises. Liquor stores operated by States, counties, and municipalities are included. Stores selling prepared drinks for consumption on the premises are classified as "Drinking places."

Fuel dealers (coal, wood).—These are dealers primarily engaged in selling (at retail) coal, coal and wood, or a combination of the lines of coal, wood, bottled gas, fuel oil, and ice.

Liquefied petroleum gas dealers.—These are dealers primarily engaged in selling liquefied petroleum gas at retail, either in bulk or bottled.

Fuel oil dealers.—These are dealers primarily engaged in selling fuel oil at retail. Dealers primarily engaged in selling fuel oil burners are classified as "Plumbing, electrical supply stores." Dealers primarily engaged in installing and servicing fuel oil burners are not included in the Census of Business.

Ice dealers.—These are dealers primarily engaged in selling ice at retail.

Hay, grain, feed stores.—These are stores primarily engaged in selling at retail hay, grain, and feed. These stores may also sell fertilizer. Stores primarily engaged in selling farm implements are classified as "Farm equipment dealers."

Farm, garden supply stores.—These are stores primarily engaged in selling (at retail) seeds, bulbs, and nursery stock, and other farm, lawn, and garden supplies and tools not elsewhere classified, such as harness, irrigation and drainage equipment, and fertilizer. Stores primarily engaged in selling farm implements are classified as "Farm equipment dealers." Greenhouses and nurseries are not included in the 1954 Business Census.

Jewelry stores.—These are stores primarily engaged in selling (at retail) any combination of the lines of jewelry such as diamonds and other precious stones mounted in precious metals as rings, bracelets, and brooches; sterling and plated silverware; and watches and clocks. Stores primarily engaged in watch and jewelry repair are classified in the Service Trades.

Book stores.—These are stores primarily engaged in selling (at retail) new books and magazines. Sales of book clubs, previously included in this classification are not included in the 1954 Census of Business. Data for book clubs are included in the Census of Manufactures.

Stationery stores.—Stationery stores are primarily engaged in selling (at retail) stationery, such as paper and paper products (including printing and engraving), writing supplies, accounting and legal forms, school supplies, post cards, and novelties. Stores specializing in the sale of artists' supplies are classified in "All other retail stores."

Sporting goods stores.—These stores are primarily engaged in selling (at retail) sporting goods and equipment including gymnasium and playground equipment, firearms and ammunition, hunters' and fishermen's equipment, golf goods and equipment, tennis goods and equipment, riding goods and equipment, camping equipment, and skiing equipment.

Bicycle stores.—These are stores primarily engaged in selling (at retail) bicycles and bicycle parts and accessories. Stores primarily engaged in repairing bicycles or renting bicycles are included in the Service Trades.

Florists.—These are stores primarily engaged in selling (at retail) cut flowers and growing plants. Stores primarily engaged in selling bulbs and nursery stock are classified as "Farm, garden supply stores." Greenhouses and nurseries are not included in the 1954 Census of Business.

Cigar stores, stands.—These are stores primarily engaged in selling (at retail) cigars, cigarettes, tobacco and smokers' supplies. These stores may or may not operate a soda fountain. Included in this classification are cigar stands operated as concessions in poolrooms, bowling alleys, drive-in theaters, railway stations, hotels, and other public places. In the publications of the 1948 Census of Business this classification also included vending machine operators primarily selling cigars and cigarettes. These are now separately classified within "Nonstore Retailers."

News dealers, newsstands.—These are dealers primarily engaged in selling (at retail) newspapers, magazines, and other periodicals. Newspaper subscription offices, and distributing offices are not included in the Census of Business. Newsstands selling newspapers only were not included in the 1948 Census of Business but are included in 1954 providing they met the total sales volume requirements. Individuals selling newspapers either by delivery to the home or on the street are also included in this classification in 1954 if they met the sales volume requirement. In 1948 this group would have been omitted because they did not maintain a recognizable place of business.

Gift, novelty, souvenir stores.—These are stores primarily engaged in selling (at retail) combined lines of gift and novelty merchandise, souvenirs, small art goods, greeting cards, paper novelties, and holiday decorations.

Music stores.—These are stores primarily engaged in selling (at retail) musical instruments such as pianos, violins, horns, reed instruments, drums, sheet music, and phonograph records. Many of these stores also sell record players and radio and TV sets; however, if sales are primarily of these latter items, the establishments are classified with "Household appliance, radio, TV stores."

Camera, photographic supply stores.—These are establishments primarily engaged in selling (at retail) cameras, films, and other photographic supplies and equipment. Establishments primarily engaged in finishing films are classified in the Service Trades.

Luggage, leather goods stores.—These are retail establishments primarily engaged in selling trunks, hand luggage, and other leather items.

Optical goods stores.—These are stores primarily engaged in selling (at retail) eyeglasses and related optical and ophthalmic goods such as binoculars and reading glasses. Some of these stores may have prescription departments.

Office, store machine and equipment dealers.—These are dealers primarily engaged in selling typewriters at retail. They may also sell other office machines and equipment. Dealers primarily engaged in selling office machines and equipment other than typewriters are classified in Wholesale Trade.

Retail stores (except second-hand), n.e.c.—These are stores primarily engaged in selling (at retail) specialized lines of merchandise not elsewhere classified, such as autograph and philatelist supplies, orthopedic supplies and artificial limbs, rubber stamps, pets, hobby equipment, toys, religious goods, and monuments and tombstones.

Second-hand stores.—These are retail establishments primarily engaged in selling used merchandise. Many dealers classified in this group do repair work both in preparing their own merchandise for resale and upon customers' goods. Establishments deriving the major portion of their gross income from service and repair work are classified in the Service Trades. Used car dealers are classified in the "Automotive Group."

Nonstore Retailers

In the 1954 Census, for the first time, the "nonstore" type of retail establishment has been classified on the basis of its method of selling and isolated from the "store" type. "Nonstore" retail establishments, like the "store" type of establishment, are primarily engaged in the selling of merchandise to personal, household, or farm users. However, the "nonstore" type is distinguished by the fact that the customer does not make his purchases at the establishment site. Instead, the purchase is made at the customer's home, at the site of another business establishment, or by mail order.

The three types of retail establishments in which customer purchases are made in this manner are door-to-door distributors, operators of merchandise vending machines, and mail-order houses. In the 1948 and prior censuses, these establishments were classified in one of the major "store" type groups defined above, on the basis of commodities handled. The 1948 figures shown in this report have been revised to make them comparable with the 1954 figures with respect to the "nonstore" establishments.

Mail order houses.—These are retail establishments primarily engaged in selling merchandise by mail order. They may furnish their customers with a catalog describing and pricing their merchandise or they may receive their orders as a result of advertisements in magazines, newspapers, and other media. The establishments are subdivided into the various classifications under mail order houses on the basis of the merchandise which they handle in the same manner as has been done in the store-type classifications.

Direct selling (house-to-house) organizations.—These are retail establishments primarily engaged in selling merchandise by house-to-house canvass. In general, sales are made at the customer's home by company salesmen or self-employed canvassers who deliver the goods at the time of the sale or who take orders for future delivery on a return trip or by some form of public carrier.

The count of direct-selling establishments in the 1954 Census of Business was made on a different basis from that used in the 1948 Census. In the 1954 Census, individuals who were

self-employed and were engaged in the house-to-house distribution of products obtained from large direct-selling organizations were counted as separate direct-selling "establishments." Because such individuals generally had no recognizable place of business, they could not have been identified in a field enumeration such as was conducted for the 1948 Census but were accounted for by the procedures of the 1954 Census (see METHOD OF ENUMERATION, above). In the 1948 Census, the sales of such "establishments" were accounted for through the enumeration of the district office of the large direct-selling organizations. The use of the device of counting the district office as the "establishment" rather than counting each of the self-employed canvassers, as in 1954, causes the 1948 establishment counts to be noncomparable with those for 1954. A large part of the difference between the 3,236 direct selling establishments in 1948 and the 70,774 in 1954 is accounted for by this factor.

This difference in 1948 and 1954 approaches had no effect on those direct-selling organizations which distribute through their own employees rather than through self-employed canvassers. The effect of the difference in approach with respect to the organizations operating through self-employed canvassers is substantially confined to the count of establishments and does not significantly affect the dollar volume of sales attributed to the direct-selling category of business.

The establishments are subdivided into the various classifications under Direct Selling (house to-house) Organizations on the basis of the merchandise which they handle in the same manner as has been done in the store-type classifications.

Merchandise vending machine operators.—These are retail establishments primarily engaged in selling various food and confectionery items, tobacco products and other merchandise through coin-operated vending machines.

Establishments were subdivided into the various classifications within this group on the basis of the commodities sold in the machines which they reported as on location at the end of 1954.

KIND OF BUSINESS STUBS

The listing on page 9 indicates the detail in which establishments have been classified by kinds of business and also the various kinds of business presented in the different tabulations in this volume. As noted previously, the asterisks in the table indicate the kinds of business for which data are shown for both total establishments and "employer" establishments. The lines without asterisks contain data only for "employer" establishments.

It should be noted that in tables 101, 103, 104, and 105 the total of a major kind of business may be larger than the sum of the detailed kinds of business shown in the tabulations, for the reason that some "nonemployer" establishments were classified only in the major kinds of business because of insufficient information to establish a detailed kind-of-business classification.

RETAIL TRADE—AREA STATISTICS

KIND OF BUSINESS STUBS—RETAIL TRADE

Stub used for States; Standard Metropolitan Areas; Counties and Cities with over 10,000 establishments.

Stub used for Counties and Cities with 2,000 to 9,999 establishments.

Stub used for Counties and Cities with 500 to 1,999 establishments.

| *Retail trade, total----- | *Retail trade, total----- | *Retail trade, total----- |
|--|---|---|
| Food Stores | | |
| *Total----- | *Food stores, total----- | *Food stores, total----- |
| *Grocery stores----- | *Grocery stores----- | *Grocery stores----- |
| *Meat markets----- | *Meat markets, fish (seafood) markets----- | *Meat markets, fish (seafood) markets----- |
| *Fish (seafood) markets----- | *Fruit stores, vegetable markets----- | *Fruit stores, vegetable markets----- |
| *Fruit stores, vegetable markets----- | *Candy, nut, confectionery stores----- | *Candy, nut, confectionery stores----- |
| *Candy, nut, confectionery stores----- | *Bakery products stores----- | *Bakery products stores----- |
| *Bakery products stores----- | (Not shown) | *Other food stores----- |
| } Bakeries, with baking on premises----- | | |
| } Bakeries, without baking on premises----- | | |
| *Delicatessen stores----- | *Other food stores----- | |
| *Food stores, n.e.c.----- | | |
| Eating, Drinking Places | | |
| *Total----- | *Eating, drinking places, total----- | *Eating, drinking places, total----- |
| *Eating places (except refreshment stands)----- | *Eating places (except refreshment stands)----- | *Eating places----- |
| } Restaurants, cafeterias----- | } (Not shown) | |
| } Caterers----- | | |
| } In-plant food contractors----- | | |
| *Refreshment stands----- | *Refreshment stands----- | *Drinking places----- |
| *Drinking places----- | *Drinking places----- | |
| General Merchandise Group | | |
| *Total----- | *General merchandise group, total----- | *General merchandise group, total----- |
| *Department stores----- | *Department stores----- | *General merchandise group (except variety)----- |
| *Dry goods, general merchandise stores----- | *Dry goods, general merchandise stores----- | |
| *General stores----- | *General stores----- | *Variety stores----- |
| *Variety stores----- | *Variety stores----- | |
| Apparel, Accessories Stores | | |
| *Total----- | *Apparel, accessories stores, total----- | *Apparel, accessories stores, total----- |
| *Shoe stores----- | *Shoe stores----- | *Shoe stores----- |
| } Men's shoe stores----- | } (Not shown) | } (Not shown) |
| } Women's shoe stores----- | | |
| } Children's, juveniles' shoe stores----- | | |
| } Family shoe stores----- | | |
| *Men's, boys' clothing and furnishings stores----- | *Men's, boys' clothing and furnishings stores----- | *Men's, boys' clothing and furnishings stores----- |
| } Men's, boys' clothing stores----- | } (Not shown) | } (Not shown) |
| } Men's, boys' furnishings stores----- | | |
| *Family clothing stores----- | *Family clothing stores----- | *Family clothing stores----- |
| *Women's clothing, specialty stores----- | *Women's clothing, specialty stores----- | *Women's clothing, specialty stores----- |
| } Ready-to-wear stores----- | } Ready-to-wear stores----- | } Ready-to-wear stores----- |
| } Millinery stores----- | } Other clothing, specialty stores----- | } Other clothing, specialty stores----- |
| } Clothing, specialty stores, n.e.c.----- | | |
| *Children's, infants' wear stores----- | *Other apparel stores----- | *Other apparel stores----- |
| *Apparel stores, n.e.c.----- | | |
| Furniture, Home Furnishings, Appliance Dealers | | |
| *Total----- | *Furniture, home furn., appliance dlr., total----- | *Furniture, home furn., appliance dealers, total----- |
| *Furniture, home furnishings stores----- | *Furniture, home furnishings stores----- | *Furniture, home furnishings stores, antique stores----- |
| } Furniture stores----- | } (Not shown) | } (Not shown) |
| } Home furnishings stores, n.e.c., antique stores----- | | |
| *Household appliance, radio, TV stores----- | *Household appliance, radio, TV stores----- | *Household appliance, radio, TV stores----- |
| } Household appliance stores----- | } (Not shown) | } (Not shown) |
| } Appliance, radio, TV stores----- | | |
| } Radio, TV stores----- | | |
| Automotive Group | | |
| *Total----- | *Automotive group, total----- | *Automotive group----- |
| *Passenger car dealers (franchised)----- | *Passenger car dealers (franchised)----- | |
| *Passenger car dealers (nonfranchised)----- | *Passenger car dealers (nonfranchised)----- | |
| *Tire, battery, accessory dealers----- | *Tire, battery, accessory dealers----- | } (Not shown) |
| *Motorcycle, aircraft, boat dealers----- | *Other automotive dealers----- | |
| *Household trailer dealers----- | | |
| *Automotive dealers, n.e.c.----- | | |
| Gasoline Service Stations | | |
| *Total----- | *Gasoline service stations----- | *Gasoline service stations----- |
| Lumber, Bldg. Mtls., Hdwre., Farm Eqpt. Dealers | | |
| *Total----- | *Lmbr., bldg. mtl., hdw., farm eqpt. dlr., total----- | *Lmbr., bldg. mtl., hdw., farm eqpt. dlr., total----- |
| *Farm equipment dealers----- | *Farm equipment dealers----- | *Farm equipment dealers----- |
| *Lumber, building materials dealers----- | *Lumber, building materials dealers----- | *Lumber, building materials, supplies, eqpt. dealers----- |
| *Paint, glass, wallpaper stores----- | *Plumbing, paint, electrical stores----- | |
| *Plumbing, electrical supply stores----- | *Hardware stores----- | *Hardware stores----- |
| *Hardware stores----- | | |
| Drug Stores, Proprietary Stores | | |
| *Total----- | *Drug stores, proprietary stores, total----- | *Drug stores, proprietary stores, total----- |
| *Drug stores----- | *Drug stores----- | *Drug stores----- |
| *Proprietary stores----- | *Proprietary stores----- | *Proprietary stores----- |
| Other Retail Stores | | |
| *Total----- | *Other retail stores, total----- | *Other retail stores, total----- |
| *Liquor stores----- | *Liquor stores----- | *Liquor stores----- |
| *Fuel, ice dealers----- | *Fuel, ice dealers----- | *Fuel, ice dealers----- |
| } Fuel dealers (coal, wood)----- | } (Not shown) | } (Not shown) |
| } Liquefied petroleum gas dealers----- | | |
| } Fuel oil dealers----- | | |
| } Ice dealers----- | | |
| *Hay, grain, feed stores----- | *Feed, farm, garden supply stores----- | *Feed, farm, garden supply stores----- |
| *Farm, garden supply stores----- | *Jewelry stores----- | *Jewelry stores----- |
| *Jewelry stores----- | *Book, stationery stores----- | *Book, stationery stores----- |
| *Book stores----- | *Sporting goods, bicycle stores----- | |
| *Stationery stores----- | *Florists----- | |
| *Sporting goods stores----- | *Cigar stores, stands----- | |
| *Bicycle stores----- | *News dealers, newsstands----- | |
| *Florists----- | *Gift, novelty, souvenir stores----- | *Other retail stores (except second-hand)----- |
| *Cigar stores, stands----- | *Music stores----- | |
| *News dealers, newsstands----- | *Camera, photographic supply stores----- | |
| *Gift, novelty, souvenir stores----- | } Other retail stores (except second-hand)----- | |
| *Music stores----- | | |
| *Camera, photographic supply stores----- | *Second-hand stores----- | *Second-hand stores----- |
| *Luggage, leather goods stores----- | | |
| *Optical goods stores----- | | |
| *Office, store machine and equipment dealers----- | | |
| *Retail stores (except second-hand) n.e.c.----- | | |
| *Second-hand stores----- | | |
| Nonstore Retailers | | |
| *Total----- | *Nonstore retailers, total----- | *Nonstore retailers----- |
| *Mail order houses----- | *Mail order houses----- | |
| *Direct selling (house-to-house) organizations----- | *Direct selling (house-to-house) organizations----- | } (Not shown) |
| *Merchandise vending machine operators----- | *Merchandise vending machine operators----- | |

*Data for these items are shown for both total establishments and "employer" establishments.

CENSUS INQUIRIES

The data in this volume were compiled from retailer responses to the following inquiries:

CONFIDENTIAL—This report is required by Act of Congress (13 U. S. C. 131). Your report is confidential and only sworn Census employees will have access to it. It cannot be used for purposes of taxation, investigation, or regulation.

Form Approved. Budget Bureau No. 41-5436.

U. S. DEPARTMENT OF COMMERCE
BUREAU OF THE CENSUS
Washington, D. C.

1954 CENSUS OF BUSINESS

Please complete and return this form to the Bureau of the Census Office shown on the enclosed envelope **not later than 30 days after you receive it.**

A separate report is required for each establishment (place of business). If you owned more than one place of business in 1954, but have received a report form for only one place:

- Complete only lines c, d, and e of Item 1.
- In the "Remarks" section of the report, list each establishment, indicating whether it is retail, wholesale, etc., and its kind of business.
- Return this form using the enclosed envelope and you will be sent the appropriate report forms for completion.

NOTE: Those companies receiving Form NC-X2 with their 1954 census report forms should use it (instead of following the above instructions) to request additional forms.

Please read all instructions and fill in all items, entering "None" when applicable. You may report fiscal-year figures.

Cents may be omitted in preparing this report. If cents are reported, use the spaces provided.

ITEM 1.—IDENTIFICATION OF ESTABLISHMENT

a. Enter the name by which this establishment is known to its customers.

b. Location of establishment

(1) Is this establishment physically located within the actual legal boundaries of any city, town, or village? Yes No

Line b (1).—Check "No" if the establishment is not within the boundaries of any city, town, or village, even though the mailing address of the business is in such a place. Check "Yes" if the establishment is physically located in such a place even though the business mailing address is elsewhere.

(2) Actual location of this establishment

(a) Street and number at establishment location _____

Name of city, town, or village _____
(This must be the city, town, or village within whose boundaries the establishment is actually located, even though mailing address of the business is in a different place.)
County _____ State _____

(b) Street, road, or highway and number (if any) or other description of establishment location _____
County _____ State _____

Line b (2) (b).—Give a description by which your establishment can be located. In the spaces provided, name the county and State in which your establishment is actually located.

c. Federal Social Security Employer Identification Number. (Enter number as reported on Form 941, Item 10, on latest employer's quarterly tax return under Federal Insurance Contributions Act.) (Enter all 9 digits) _____

Number of separate places of business operated under this Employer Identification Number. One Two or more

d. Is the company identified by the number in line c owned or controlled by another company? Yes No

If "Yes," give name and address of owning or controlling company:
Name _____
Address _____

e. Does this company (line c) own or control another company? Yes No

ITEM 2.—PERIOD OWNED IN 1954.

a. How many months in the year did you own this business? _____ months

b. Did you own this business on December 31, 1954? Yes No

c. Was this a seasonal business which was closed more than 2 months during the year? Yes No

ITEM 3.—TOTAL SALES IN 1954

| | Dollars | Cents |
|--|---------|-------|
| a. Sales of merchandise..... | | |
| b. Other (include all charges for repairs and other services for customers)..... | | |
| c. Total (sum of a and b)..... | | |
| d. How much of a above represents sales for resale?..... | | |
| e. Of the total shown in c above, how much was excise taxes or sales taxes paid by you directly to taxing agencies?..... | | |
| f. Are charges for installed repair parts included in b?..... <input type="checkbox"/> Yes <input type="checkbox"/> No | | |

Do not include in any part of this item any receipts which were not from customers of this establishment. Common examples of such receipts which should not be included are: commissions from vending machine operators, rents, sale of real estate, etc.

Line a.—Report total of all merchandise sold whether or not payment was received in 1954. Include finance charges, if any, and all excise taxes and sales taxes. Include the value of trade-ins. Do not include returned goods or allowances.

Line b.—Include total charges to customers for services of any kind whether or not payment was received in 1954. If possible include here, rather than in line a, the charges for repair parts and other materials used or installed as part of the services performed. Indicate on line f how you have reported these items.

Line d.—Enter the amount of sales made to other business concerns for resale.

Line e.—Enter the amount paid by you directly to taxing agencies as excise taxes, sales taxes, or other tax based on your volume of sales.

ITEM 4.—PERSONNEL AND PAYROLL

| | Dollars | Cents |
|---|--|-------|
| a. Total payroll for the year 1954, before payroll deductions..... | | |
| b. Paid employees and payroll for the workweek ended nearest November 15, 1954: | Weekly payroll | |
| | Dollars | Cents |
| | (1) Employees paid for at least the full workweek..... | |
| (2) Employees paid for less than the full workweek..... | | |
| (3) Total (sum of (1) and (2))..... | | |
| Number | | |
| c. Number of proprietors or partners generally devoting major portion of their time to this business..... | | |

Include payments to corporation officers and executives working in this establishment, in addition to other employees on the payroll.

Do not include tips, gratuities, etc., received by your employees from others.

Do not include any payments (whether in cash or kind) made to proprietors or partners of unincorporated businesses.

For purposes of this item, the workweek ended nearest the 15th of the month should be one ending in the period of the 12th through 18th inclusive. If your payroll is for a period other than a week, please adjust the figures to a 1-week basis.

Line a.—Include salaries, wages, commissions, bonuses, vacation allowances, value of payments in kind such as goods, lodging, food, and clothing.

Line b.—Report all wages, salaries, commissions, etc., paid to employees for the workweek. Include as full workweek all employees paid for the full workweek or more regardless of the number of hours actually on duty. The full workweek is the number of hours typically worked by employees of your establishment.

ITEM 5.—CLASS OF CUSTOMER

Place a check mark in each box accounting for one-third or more of your total receipts. If more than one box is checked underline the class of customer accounting for the larger volume of receipts.

a. Household consumers, farmers, and other individuals

b. Business concerns, institutions, professional and government users

c. Other classes of customers (Specify) _____

ITEM 6.—OTHER BUSINESS OPERATIONS ON THESE PREMISES

a. Is any department of your establishment operated by another owner, or, is any business not owned by you operated within your establishment? Yes No

(Include any operation not separately identified to the public for which you assume some degree of responsibility to the customers.)

If "Yes," please furnish the following information for each such department.

| Name and business address of owner (1) | Description of business (2) | Estimated receipts, during 1954 (Dollars) (3) | Are the sales of this department included in your answer to Item 3f? (Check one) (4) | | Are the personnel and payroll of this department included in your answer to Item 4f? (Check one) (5) | |
|---|--------------------------------|---|--|----|--|----|
| | | | Yes | No | Yes | No |
| | | | | | | |
| | | | | | | |

b. Is your establishment operated as a department of another business establishment (e. g., the food department in a department store or the meat department of a grocery store)? Yes No

If "Yes," please enter in the "Remarks" section the name of the establishment in which you are located and its kind of business.

ITEM 7.—FORM OF OWNERSHIP (Check one)

1 Individual proprietor

2 Partnership

3 Corporation (do not include any form of cooperative association)

4 Cooperative association (corporate or noncorporate)

5 Other (Specify) _____

ITEM 8.—METHOD OF SELLING

Check one box below which best describes your method of selling:

5 Selling at this establishment

6 Mail order (catalog selling)

7 House-to-house (direct selling)

8 Mobile store (truck or wagon distributor)

9 Operating merchandise vending machines

MERCHANDISE LINES QUESTIONS

Retail Census of Business Forms

(Unless otherwise indicated, the following questions were answered by checking "Yes" or "No")

Food Stores

- (1) Canned goods and other groceries (grocery department).
- (2) If "Yes," is grocery department self-service?
- (3) Fresh, frozen, cold storage meats.
- (4) If "Yes," is meat department self-service?
- (5) Other meats (ready-to-eat, delicatessen, cold cuts, etc.).
- (6) Salads and other prepared foods.
- (7) Poultry, sea foods.
- (8) Fresh fruits and vegetables.
- (9) Clothing, apparel, dry goods, notions.
- (10) Gasoline.
- (11) What percent (approximate) of total sales is accounted for by sales of gasoline?
- (12) What percent (approximate) of total sales is accounted for by sales of clothing, apparel, dry goods, notions?
- (13) Milk and cream—over-the-counter sales.
- (14) Milk and cream—route delivery.
- (15) Ice cream, frozen custard, other frozen desserts.
- (16) Other dairy products.
- (17) Eggs.
- (18) Poultry.
- (19) Candy, nuts, confectionery.
- (20) Fountain and meals.
- (21) Groceries, other foods not mentioned above.

Bakery Products Stores

- (1) Bakery products baked on these premises.
- (2) Bakery products not baked on these premises.
- (3) Sales of meals, fountain sales.
- (4) Canned goods, other groceries for consumption off the premises.

Eating and Drinking Places

- (1) Sales of meals.
- (2) Alcoholic beverages (beer, wine, liquor) for on-premises consumption.
- (3) Fountain sales and soft drinks.
- (4) Outside catering (all foods).
- (5) Prepared foods sold for take-out.
- (6) Packaged sales (beer, wine, liquor) for consumption off the premises.
- (7) Canned goods, other groceries for consumption off the premises.
- (8) Were any of the total sales and receipts of this establishment from the rental of rooms or cabins to transients?
- (9) Approximately what percent of total sales is accounted for by sales of prepared foods?
- (10) Approximately what percent of total sales is accounted for by sales of alcoholic beverages for on-premises consumption?
- (11) Approximately what percent of total sales is accounted for by sales of beer, wine, liquor for off-premises consumption?

Department Stores

Approximately what percent of total sales is accounted for by the following merchandise?

- (1) Piece goods, patterns, notions, laces, trimmings, ribbons, needlework.
- (2) Domestic linens, towels, blankets, comforters, spreads.
- (3) Women's, misses', and children's coats, suits, and dresses.
- (4) Women's and misses' underwear, slips, negligees, and robes.
- (5) Other women's, misses', children's apparel and apparel accessories.
- (6) Women's and children's shoes.
- (7) Men's clothing and furnishings.
- (8) Boys' wear.
- (9) Men's and boys' shoes.
- (10) China, glassware, and gift shop.
- (11) Furniture and floor coverings (including beds, mattresses, etc.).
- (12) Household appliances, radios, TV sets, pianos, musical instruments.
- (13) Heating, plumbing, lighting, electrical equipment and supplies.

Department Stores—Continued

- (14) Building materials.
 - (15) Farm equipment, implements, and machinery.
 - (16) Tires, batteries, other automotive accessories and supplies.
 - (17) Hardware.
- Are the accounting records of this establishment maintained on a department basis? _____

General Merchandise Stores

- (1) Household textiles, piece goods, patterns.
- (2) Notions, laces, trimmings, ribbons, needlework.
- (3) Cosmetics, toiletries, drugs, medicine, and drug sundries.
- (4) Women's, misses' and girls' apparel.
- (5) Women's, misses' and girls' apparel accessories.
- (6) Men's and boys' clothing and furnishings.
- (7) Men's and boys' shoes.
- (8) House furnishings, appliances, housewares.
- (9) Foods and groceries.
- (10) Fresh meats.
- (11) Building materials.
- (12) Farm equipment, implements, and machinery.
- (13) Farm and garden supplies, feed, seed, fertilizers, etc.
- (14) Gasoline, lubricants, fuel oil.
- (15) What percent (approximate) of total sales is accounted for by sales of the merchandise listed on line 1 above?
- (16) What percent (approximate) of total sales is accounted for by sales of the merchandise listed on lines 3, 4, and 5 above?
- (17) What percent (approximate) of total sales is accounted for by sales of the merchandise listed on lines 6 and 7 above?
- (18) What percent (approximate) of total sales is accounted for by sales of the merchandise listed on lines 9 and 10 above?

Variety Stores

- (1) Women's, misses', and juniors' ready-to-wear apparel and accessories.
- (2) Men's and boys' clothing and furnishings.
- (3) Dry goods, domestics.
- (4) Notions, smallwares.
- (5) Hardware, paint, electrical supplies, appliances.
- (6) Housefurnishings, including china, glass, and kitchen utensils.
- (7) Drugs, toiletries.
- (8) Toys, games.
- (9) Books, magazines.
- (10) Stationery.
- (11) Novelty and costume jewelry.
- (12) Fountain and meals.
- (13) Candy, nuts, confectionery.

Apparel Stores

- (1) Men's ready-made clothing (include made-to-measure).
- (2) Men's furnishings (excluding hats and caps).
- (3) Men's hats, caps.
- (4) Boys' wear.
- (5) Custom-made men's clothing.
- (6) Women's, misses', and juniors' coats and suits.
- (7) Women's, misses', and juniors' dresses.
- (8) Housedresses, uniforms.
- (9) Custom-made women's outer apparel.
- (10) Fur garments, furs.
- (11) Custom-made fur garments.
- (12) Blouses, skirts, sportswear.
- (13) Girls' and teen-age wear.
- (14) Infants' wear.
- (15) Underwear, slips, negligees, robes.
- (16) Corsets, brassieres.
- (17) Women's and children's hosiery.
- (18) Millinery.
- (19) Handbags, other accessories.
- (20) Men's and boys' leather footwear.
- (21) Women's, misses', and juniors' leather footwear.
- (22) Children's and juveniles' leather footwear.
- (23) Rubber footwear.
- (24) Toiletries, cosmetics.

Apparel Stores—Continued

- (25) Linens, blankets, comforters, spreads, notions, and other domestics.
- (26) Home furnishings (furniture, appliances, china, etc.)
- (27) Costume jewelry, fine jewelry, silverware, clocks, watches.
- (28) Receipts from fur repair and storage.
- (29) Receipts from cleaning, pressing, alteration, garment repair.
- (30) Was 50 percent or more of your 1954 total receipts from the sale of secondhand merchandise?

Source of receipts

Approximately what percent of total sales is accounted for by the following merchandise? If none, enter "None."

- (1) Men's, boys' clothing.
- (2) Men's, boys' furnishings.
- (3) Women's, girls', infants' apparel, accessories.
- (4) Linens, blankets, comforters, spreads, notions, dry goods, and other domestics.
- (5) Home furnishings (furniture, appliances, china, etc.).

Furniture Stores

- (1) Furniture, household (new).
- (2) Furniture, office (new).
- (3) Used furniture (including merchandise obtained through trade-ins or repossessions).
- (4) Bedding (mattresses, springs, and other sleep equipment).
- (5) Floor coverings—soft surface.
- (6) Floor coverings—hard surface.
- (7) Draperies, curtains, upholstery materials.
- (8) Kitchen furniture and accessories.
- (9) Summer, porch, and outdoor furniture.
- (10) Juvenile furniture, games, toys, etc.
- (11) Lamps and shades.
- (12) Radios and parts.
- (13) Television sets and parts.
- (14) Major household appliances.
- (15) Hardware, tools, paint, glass, wallpaper.
- (16) Shades, blinds, awnings, tents, flags, banners.
- (17) Men's, women's, and children's apparel and accessories.
- (18) China, glassware, crockery.
- (19) Was 50 percent or more (approximate) of total sales accounted for by the sale of used merchandise?

Appliance Stores

- (1) Radios and parts (new).
- (2) Television sets and parts (new).
- (3) Pianos, musical instruments, music, phonographs.
- (4) Phonograph records.
- (5) Self-contained air conditioners.
- (6) Other major household appliances.
- (7) Small appliances, kitchenware, other housewares.
- (8) Used household appliances, radios, television sets.
- (9) Cameras, projectors, photographic supplies.
- (10) Toys, games, hobby items.
- (11) Was 50 percent or more (approximate) of total sales accounted for by the sale of used merchandise?

Automotive, Gasoline Dealers

- (1) New passenger cars.
- (2) New trucks and commercial cars.
- (3) Used passenger cars.
- (4) Used trucks and commercial cars.
- (5) Over-the-counter sale of parts and accessories (including tires, tubes, and batteries).
- (6) Gasoline.
- (7) Farm equipment, implements and machinery.
- (8) Motorcycles.
- (9) Automobile trailers.
- (10) Motorboats, yachts, boats, canoes.
- (11) Aircraft for private (noncommercial) use.
- (12) Hardware.
- (13) Major household appliances.
- (14) L.P. gas.
- (15) Automotive repairs or services.
- (16) Room or cabin rental to transients.
- (17) Parking services.

Franchise—Facilities

- (18) Does this establishment have a franchise for the sale of new passenger cars or trucks?

Automotive, Gasoline Dealers—Continued**Franchise—Facilities—Continued**

- (19) Does this establishment have a franchise for the sale of new farm implements, equipment, and machinery?
- (20) Does this establishment have storage facilities for L.P. gas, amounting to 3,000 or more gallons, water capacity?
- (21) Does this establishment have above-ground facilities for storing 10,000 gallons or more of bulk liquid fuel, other than L.P. gas?
- (22) Number of rental units (rooms or cabins—if any) at this location on December 31, 1954.

Motor Vehicle, Farm Equipment Dealers

- (1) Farm implements, equipment, machinery.
- (2) Gasoline, lubricants.
- (3) Feed, seeds, fertilizer.
- (4) Bottled gas (L.P. gas).
- (5) Farm and garden supplies.
- (6) Passenger cars (new).
- (7) Trucks (new).
- (8) Passenger cars (used).
- (9) Trucks (used).
- (10) Refrigerators and other appliances.
- (11) Fence and fence materials.
- (12) Does this establishment have a franchise for the sale of new passenger cars or trucks?
- (13) Does this establishment have a franchise for the sale of new farm implements, equipment, or machinery?

Lumber Yards and Building Materials Dealers

- (1) Logs, piles, etc.
- (2) Hardwood lumber, other than flooring.
- (3) Hardwood flooring.
- (4) Softwood, lumber, including flooring.
- (5) Plywood, millwork, veneers, other wood products.
- (6) Building materials, other than lumber and lumber products.
- (7) Radios, TV sets, household appliances.
- (8) Plumbing and air-conditioning equipment.
- (9) Paints, glass, wallpaper.
- (10) Hardware.
- (11) Farm equipment and machinery.
- (12) Fuel.
- (13) What percent (approximate) of total sales is accounted for by lines 3, 4, and 5 above?
- (14) What percent (approximate) of total sales is accounted for by line 6 above?
- (15) What percent (approximate) of total sales is accounted for by line 10 above?

Hardware, Paint, Electrical Supply, Plumbing and Heating Stores

- (1) Hardware.
- (2) Paint, glass.
- (3) Wallpaper.
- (4) Hay, grain, other feeds.
- (5) Seeds, bulbs, nursery stocks, fertilizers.
- (6) Farm equipment, implements, machinery and parts.
- (7) Heating, plumbing equipment and supplies.
- (8) Air-conditioning equipment and supplies.
- (9) Major household appliances.
- (10) Lighting, electrical supplies (except household appliances).
- (11) Coal, wood, fuel oil, bottled gas (L.P. gas).
- (12) Small appliances, kitchenware, other housewares, toys, games.
- (13) Furniture, floor coverings, draperies, shades.
- (14) Lumber.
- (15) Building materials.
- (16) Gasoline.
- (17) Radios, television.

Drug and Proprietary Stores

- (1) Prescriptions.
- (2) Drugs, medicines (other than prescriptions).
- (3) Liquors, wines, beer (packaged).
- (4) Cigars, cigarettes, tobacco, smokers' accessories.
- (5) Candy, nuts, confectionery.
- (6) Fountain, meals.
- (7) Newspapers, magazines, books.
- (8) Emergency, first aid, surgical, sickroom supplies.

Drug and Proprietary Stores—Continued

- (9) Toiletries, cosmetics.
- (10) Gifts, cameras, stationery, school supplies.

Registered pharmacists working in this store during the work-week ended nearest November 15, 1954. (Include proprietors or family members who are registered pharmacists.)

- (11) Number working full workweek.
- (12) Number working part workweek.

Prescriptions, including narcotic prescriptions, filled in this store in 1954:

- (13) Number of new prescriptions.
- (14) Number of refill prescriptions.

Liquor and Cigar Stores and Newsstands

- (1) Liquor, wines, beer (packaged).
- (2) Cigars, cigarettes, tobacco, smokers' accessories.
- (3) Alcoholic beverages (on-premise consumption).
- (4) Fountain, meals.
- (5) Candy, nuts, confectionery.
- (6) Groceries, nonalcoholic beverages, other food items for off-premise consumption.
- (7) Newspapers, magazines, books.
- (8) Gifts, novelties, souvenirs.
- (9) Approximately what percent (if any) of total sales is accounted for by sales of alcoholic beverages for on-premise consumption?
- (10) Approximately what percent (if any) of total sales is accounted for by sales of groceries, nonalcoholic beverages, and other food items for off-premise consumption?

Seed, Farm Supplies, Fuel Dealers

- (1) Hay, grain.
- (2) Feed.
- (3) Bulbs, nursery stock.
- (4) Seeds.
- (5) Cut flowers, arrangements, designs.
- (6) Fertilizer.
- (7) Garden supplies.
- (8) Farm equipment, implements, and machinery, including parts, accessories, and supplies.
- (9) Building materials, hardware, paint, electrical supplies.
- (10) Heating, plumbing equipment and supplies.
- (11) Major household appliances.
- (12) Ice.
- (13) Coal, wood.
- (14) Fuel oil (domestic heating).
- (15) Bottled gas (L.P. gas).
- (16) Gasoline.
- (17) Canned goods, groceries, meats, other foods, beverages.
- (18) What percent (approximate) of total sales is accounted for by the sale of hay, grain, and other feeds (whether or not mixed at this establishment)?
- (19) What percent (approximate) of total sales is accounted for by sale of oil burners, furnaces, stokers?

Jewelry, Luggage, Camera Stores and Pawn Shops

- (1) Jewelry, diamonds, precious stones, watches, clocks, silverware.
- (2) Novelty and costume jewelry.
- (3) Cameras, projectors, films, photo equipment and supplies.
- (4) Optical goods, frames, lenses.
- (5) Luggage, leather goods.

Bicycle, Sporting Goods, Gift, Novelty Stores

- (1) Bicycles, parts and supplies.
- (2) Sporting goods.
- (3) Toys, games, hobby items.
- (4) Stamps, coins, collectors' items.
- (5) Pets (animals, fish, etc.) supplies.
- (6) Religious (church) goods.
- (7) Phonograph records, sheet music.
- (8) Musical instruments, pianos.
- (9) Gifts, novelties, souvenirs.

Typewriter, Book, Stationery and Secondhand Stores

- (1) Typewriters.
- (2) Other store and office machines.
- (3) Store and office furniture and fixtures.
- (4) Stationery, printed forms, office supplies.
- (5) Newspapers, magazines, paperbound pocket-size books.
- (6) Text books.
- (7) Rare books, prints, and manuscripts.
- (8) New books (except types specified on lines 5, 6, 7).
- (9) Second hand books.
- (10) Second hand furniture.
- (11) Second hand tires, batteries, accessories.
- (12) Second hand clothing, shoes.
- (13) Other second hand merchandise.
- (14) What percent (approximate) of total sales is accounted for by sales of store and office furniture and fixtures, and store and office machines other than typewriters?

Florist, Garden Supply Stores

- (1) Cut flowers, including arrangements and designs—potted growing plants.
- (2) Nursery stock, seeds, bulbs.
- (3) Farm and garden supplies.
- (4) Fertilizers.
- (5) Hay, grain, other feeds.

Merchandise Vending Machine Operators

Report the number of machines of each type which were on location at the end of 1954. If none enter "None."

- (1) Candy, nuts, confectionery, gum, and other food products (except beverages and ice cream).
- (2) Milk and ice cream.
- (3) All other beverages (hot and cold).
- (4) Cigars, cigarettes, tobacco.
- (5) Other types. (If any, specify merchandise.)

RETAIL TRADE: 1954—SELECTED NEW ENGLAND

Total Retail — Establishments, Sales, Payroll, and Personnel;

(Excludes towns having incorporated cities or boroughs of 2,500 inhabitants or more; data for

| Line No. | State, county, and town | Total | | | | | | | Kind-of-business group | | | | |
|--------------------|-------------------------|-------------------|--------------------------|--|--|-----------------------------------|--|---------------------------|--|------------------------------|--------------------|------------------------------|--------------------|
| | | Establishments | | Sales | | Payroll, entire year (\$1,000) | Paid employees, workweek ended nearest Nov. 15 | | Proprietors (unincorporated businesses only) (Number) | Food stores | | Eating, drinking places | |
| | | Total (Number) | With payroll (Number) | Total, all establishments (\$1,000) | Establishments with payroll (\$1,000) | | Total (Number) | Full workweek (Number) | | Estab-lish-ments (Number) | Sales (\$1,000) | Estab-lish-ments (Number) | Sales (\$1,000) |
| CONNECTICUT | | | | | | | | | | | | | |
| Fairfield County: | | | | | | | | | | | | | |
| 1 | Fairfield..... | 311 | 189 | 34,704 | 32,014 | 3,278 | 1,040 | 803 | 303 | 49 | 9,270 | 64 | 2,455 |
| 2 | Greenwich..... | 448 | 344 | 59,201 | 56,457 | 6,781 | 2,080 | 1,742 | 406 | 70 | 14,900 | 51 | 3,944 |
| 3 | Stratford..... | 273 | 175 | 29,598 | 27,606 | 2,699 | 875 | 667 | 265 | 70 | 10,584 | 47 | 2,251 |
| Hartford County: | | | | | | | | | | | | | |
| 4 | East Hartford..... | 295 | 227 | 45,864 | 44,200 | 4,759 | 1,762 | 1,298 | 268 | 44 | 11,171 | 57 | 4,858 |
| 5 | Enfield..... | 181 | 133 | 20,876 | 19,636 | 1,962 | 736 | 547 | 170 | 38 | 6,123 | 29 | 1,187 |
| 6 | Manchester..... | 355 | 271 | 45,387 | 43,475 | 4,548 | 1,794 | 1,290 | 324 | 68 | 11,794 | 66 | 2,191 |
| 7 | Southington..... | 165 | 111 | 13,037 | 11,845 | 1,234 | 511 | 355 | 153 | 32 | 3,361 | 38 | 1,426 |
| 8 | West Hartford..... | 329 | 263 | 57,477 | 56,313 | 6,571 | 2,554 | 1,906 | 258 | 48 | 17,923 | 35 | 2,453 |
| 9 | Wethersfield..... | 77 | 63 | 11,970 | 11,770 | 1,154 | 489 | 275 | 77 | 12 | 4,110 | 12 | 1,814 |
| New Haven County: | | | | | | | | | | | | | |
| 10 | East Haven..... | 127 | 75 | 9,196 | 8,040 | 630 | 280 | 176 | 129 | 38 | 4,458 | 23 | 759 |
| 11 | Hamden..... | 294 | 200 | 33,132 | 31,140 | 3,486 | 1,480 | 1,031 | 266 | 64 | 10,329 | 42 | 2,297 |
| 12 | Milford..... | 302 | 196 | 28,712 | 26,490 | 2,829 | 1,002 | 741 | 300 | 48 | 8,196 | 64 | 2,356 |
| 13 | West Haven..... | 371 | 235 | 28,387 | 25,303 | 2,473 | 948 | 706 | 365 | 86 | 10,243 | 88 | 3,039 |
| MAINE | | | | | | | | | | | | | |
| York County: | | | | | | | | | | | | | |
| 14 | Sanford..... | 218 | 154 | 16,615 | 15,149 | 1,467 | 612 | 472 | 234 | 70 | 5,418 | 13 | 337 |
| MASSACHUSETTS | | | | | | | | | | | | | |
| Berkshire County: | | | | | | | | | | | | | |
| 15 | Adams..... | 142 | 92 | 9,805 | 8,969 | 773 | 363 | 295 | 133 | 40 | 3,799 | 20 | 669 |
| Bristol County: | | | | | | | | | | | | | |
| 16 | Fairhaven..... | 100 | 66 | 6,015 | 5,461 | 583 | 260 | 197 | 96 | 27 | 1,883 | 22 | 560 |
| 17 | North Attleborough..... | 155 | 105 | 14,438 | 13,084 | 1,290 | 542 | 426 | 130 | 23 | 2,795 | 30 | 1,380 |
| Essex County: | | | | | | | | | | | | | |
| 18 | Andover..... | 104 | 72 | 9,769 | 9,229 | 1,019 | 472 | 317 | 84 | 27 | 2,820 | 20 | 735 |
| 19 | Danvers..... | 149 | 109 | 15,388 | 14,830 | 1,732 | 791 | 534 | 110 | 25 | 4,235 | 24 | 1,180 |
| 20 | Marblehead..... | 130 | 94 | 11,625 | 11,035 | 1,329 | 580 | 413 | 113 | 35 | 4,794 | 20 | 804 |
| 21 | Methuen..... | 204 | 116 | 12,252 | 10,744 | 1,145 | 506 | 331 | 180 | 60 | 5,160 | 43 | 1,603 |
| 22 | Saugus..... | 152 | 106 | 12,522 | 11,742 | 1,358 | 686 | 406 | 127 | 38 | 5,035 | 28 | 2,721 |
| Franklin County: | | | | | | | | | | | | | |
| 23 | Greenfield..... | 276 | 204 | 30,325 | 28,983 | 3,770 | 1,487 | 1,224 | 209 | 39 | 5,793 | 32 | 1,467 |
| Hampden County: | | | | | | | | | | | | | |
| 24 | West Springfield..... | 221 | 153 | 23,814 | 22,554 | 2,637 | 1,008 | 777 | 185 | 41 | 5,817 | 42 | 2,137 |
| Middlesex County: | | | | | | | | | | | | | |
| 25 | Arlington..... | 307 | 197 | 33,767 | 31,857 | 3,336 | 1,368 | 958 | 264 | 80 | 11,007 | 16 | 709 |
| 26 | Belmont..... | 193 | 145 | 22,454 | 21,404 | 2,353 | 969 | 731 | 176 | 52 | 7,514 | 15 | 577 |
| 27 | Frammingham..... | 403 | 297 | 60,888 | 58,950 | 7,110 | 3,032 | 2,238 | 273 | 68 | 11,734 | 52 | 6,240 |
| 28 | Lexington..... | 121 | 83 | 16,934 | 16,198 | 1,857 | 725 | 516 | 97 | 20 | 4,312 | 9 | 751 |
| 29 | Natick..... | 197 | 129 | 20,782 | 19,298 | 2,143 | 786 | 576 | 166 | 41 | 5,905 | 17 | 742 |
| 30 | Reading..... | 166 | 114 | 16,462 | 15,470 | 1,582 | 668 | 482 | 141 | 28 | 5,407 | 22 | 1,122 |
| 31 | Stoneham..... | 115 | 85 | 12,576 | 12,024 | 1,451 | 526 | 412 | 105 | 27 | 3,971 | 10 | 475 |
| 32 | Wakefield..... | 201 | 137 | 23,327 | 22,051 | 2,263 | 915 | 649 | 148 | 37 | 5,448 | 14 | 674 |
| 33 | Watertown..... | 323 | 211 | 38,004 | 35,586 | 4,182 | 1,408 | 1,147 | 277 | 65 | 7,762 | 51 | 2,345 |
| 34 | Winchester..... | 110 | 84 | 15,656 | 14,944 | 1,555 | 649 | 505 | 94 | 21 | 4,271 | 7 | 384 |
| Norfolk County: | | | | | | | | | | | | | |
| 35 | Braintree..... | 137 | 91 | 12,455 | 11,693 | 1,132 | 491 | 354 | 106 | 30 | 5,375 | 19 | 826 |
| 36 | Brookline..... | 557 | 407 | 66,090 | 63,490 | 8,592 | 3,277 | 2,635 | 438 | 128 | 19,279 | 59 | 5,921 |
| 37 | Dedham..... | 190 | 132 | 19,432 | 18,400 | 1,935 | 804 | 551 | 137 | 41 | 4,279 | 28 | 1,720 |
| 38 | Milton..... | 93 | 61 | 12,235 | 11,689 | 1,164 | 387 | 304 | 68 | 16 | 2,558 | 2 | (D) |
| 39 | Needham..... | 132 | 88 | 16,650 | 15,968 | 1,648 | 640 | 398 | 93 | 21 | 5,659 | 7 | 257 |
| 40 | Norwood..... | 226 | 172 | 28,806 | 27,542 | 3,086 | 1,335 | 909 | 150 | 42 | 8,660 | 29 | 1,346 |
| 41 | Wellesley..... | 188 | 150 | 38,222 | 37,766 | 4,509 | 1,857 | 1,614 | 113 | 22 | 7,818 | 15 | 1,254 |
| 42 | Weymouth..... | 290 | 192 | 25,215 | 23,621 | 2,404 | 1,048 | 717 | 249 | 52 | 7,307 | 41 | 1,945 |
| Plymouth County: | | | | | | | | | | | | | |
| 43 | Plymouth..... | 283 | 205 | 20,252 | 18,820 | 2,141 | 822 | 638 | 251 | 62 | 5,152 | 57 | 1,622 |
| Suffolk County: | | | | | | | | | | | | | |
| 44 | Winthrop..... | 163 | 85 | 10,329 | 8,617 | 754 | 351 | 225 | 164 | 53 | 4,584 | 18 | 382 |
| Worcester County: | | | | | | | | | | | | | |
| 45 | Clinton..... | 149 | 117 | 13,999 | 12,969 | 1,222 | 571 | 389 | 142 | 32 | 3,893 | 24 | 1,041 |
| 46 | Milford..... | 204 | 142 | 18,264 | 16,660 | 1,776 | 784 | 536 | 161 | 41 | 5,793 | 27 | 1,135 |
| 47 | Southbridge..... | 274 | 162 | 19,034 | 16,958 | 1,783 | 778 | 560 | 253 | 65 | 5,884 | 40 | 1,074 |
| 48 | Webster..... | 200 | 138 | 14,802 | 13,686 | 1,383 | 697 | 439 | 162 | 45 | 4,550 | 43 | 1,369 |
| RHODE ISLAND | | | | | | | | | | | | | |
| Kent County: | | | | | | | | | | | | | |
| 49 | West Warwick..... | 334 | 206 | 27,781 | 25,565 | 2,697 | 1,168 | 898 | 315 | 83 | 6,382 | 66 | 1,458 |
| Providence County: | | | | | | | | | | | | | |
| 50 | Cumberland..... | 152 | 68 | 10,227 | 8,497 | 753 | 354 | 294 | 159 | 36 | 1,387 | 45 | 1,008 |
| 51 | East Providence..... | 357 | 205 | 33,476 | 30,598 | 2,756 | 1,183 | 939 | 363 | 81 | 11,161 | 42 | 1,894 |
| 52 | Johnston..... | 165 | 77 | 9,149 | 7,408 | 696 | 337 | 247 | 182 | 37 | 3,198 | 47 | 1,304 |
| 53 | North Providence..... | 136 | 56 | 8,320 | 7,073 | 712 | 293 | 197 | 145 | 40 | 3,723 | 25 | 857 |
| Washington County: | | | | | | | | | | | | | |
| 54 | North Kingston..... | 95 | 61 | 6,193 | 5,865 | 580 | 275 | 203 | 83 | 9 | 1,913 | 17 | 856 |
| 55 | Westerley..... | 217 | 137 | 20,724 | 19,396 | 2,058 | 832 | 667 | 211 | 32 | 5,642 | 36 | 1,035 |

Standard Notes: (D) Withheld to avoid disclosure. (NA) Not available. XXX Not applicable. (Z) Less than \$500. ... Represents zero.

TOWNS OF 12,000 INHABITANTS OR MORE

Kind-of-Business Group — Establishments and Sales

cities or boroughs in such towns are shown in table 102 of the appropriate State chapters)

| Kind-of-business group—Continued | | | | | | | | | | | | | | | | | | Lane No. |
|----------------------------------|-----------------|-----------------------------|-----------------|--|-----------------|----------------------|-----------------|---------------------------|-----------------|--|-----------------|---------------------------------|-----------------|-------------------------|-----------------|-------------------------|-----------------|----------|
| General merchandise group | | Apparel, accessories stores | | Furniture, home furnishings, appliance dealers | | Automotive group | | Gasoline service stations | | Lumber, bldg. matls., hardware, farm equipment dealers | | Drug stores, proprietary stores | | Other retail stores | | Nonstore retailers | | |
| Establishments (Number) | Sales (\$1,000) | Establishments (Number) | Sales (\$1,000) | Establishments (Number) | Sales (\$1,000) | Establishments (No.) | Sales (\$1,000) | Establishments (Number) | Sales (\$1,000) | Establishments (Number) | Sales (\$1,000) | Establishments (No.) | Sales (\$1,000) | Establishments (Number) | Sales (\$1,000) | Establishments (Number) | Sales (\$1,000) | |
| 8 | 937 | 21 | 1,116 | 12 | 885 | 14 | 9,860 | 34 | 2,000 | 15 | 2,965 | 9 | 903 | 54 | 3,867 | 31 | 446 | 1 |
| 7 | 630 | 49 | 3,913 | 36 | 2,636 | 22 | 12,655 | 39 | 3,701 | 15 | 4,264 | 21 | 1,860 | 117 | 10,441 | 21 | 257 | 2 |
| 6 | 474 | 10 | 429 | 11 | 471 | 15 | 8,629 | 36 | 2,051 | 15 | 1,025 | 12 | 1,491 | 32 | 2,075 | 19 | 118 | 3 |
| 6 | 817 | 10 | 813 | 15 | 1,226 | 20 | 13,833 | 40 | 3,944 | 19 | 2,546 | 12 | 1,799 | 43 | 3,950 | 29 | 907 | 4 |
| 6 | 1,058 | 13 | 363 | 17 | 1,994 | 10 | 4,700 | 10 | 1,514 | 14 | 1,188 | 8 | (D) | 34 | 2,237 | 2 | (D) | 5 |
| 15 | 4,116 | 30 | 2,352 | 29 | 2,292 | 27 | 10,254 | 37 | 2,396 | 12 | 2,927 | 10 | 1,421 | 50 | 5,482 | 11 | 162 | 6 |
| 7 | 501 | 11 | 803 | 7 | 320 | 9 | 1,294 | 20 | 817 | 9 | 1,526 | 4 | 382 | 21 | 2,504 | 7 | 103 | 7 |
| 14 | 6,738 | 46 | 3,825 | 23 | 2,056 | 11 | 10,437 | 35 | 2,915 | 17 | 3,637 | 17 | 2,785 | 59 | 4,226 | 23 | 482 | 8 |
| 3 | (D) | 5 | 242 | 4 | 453 | 2 | (D) | 15 | 2,246 | 4 | 1,095 | 4 | (D) | 12 | 954 | 4 | 26 | 9 |
| 1 | (D) | 4 | 304 | 6 | 259 | 4 | 1,291 | 14 | 616 | 6 | 196 | 3 | (D) | 20 | 755 | 8 | 126 | 10 |
| 11 | (D) | 18 | 767 | 15 | (D) | 13 | 5,821 | 34 | 2,113 | 15 | 1,414 | 15 | 1,444 | 58 | 3,861 | 9 | 393 | 11 |
| 20 | 1,376 | 25 | 1,023 | 17 | 2,229 | 18 | 5,970 | 29 | 1,935 | 10 | 1,279 | 9 | 670 | 5 | 3,204 | 12 | 474 | 12 |
| 11 | 317 | 18 | 1,065 | 15 | 1,210 | 16 | 4,141 | 34 | 2,109 | 11 | 1,857 | 20 | 1,968 | 56 | 2,169 | 16 | 269 | 13 |
| 7 | 1,004 | 23 | 1,063 | 18 | 791 | 15 | 2,900 | 21 | 899 | 11 | 1,876 | 8 | 511 | 25 | 1,750 | 7 | 66 | 14 |
| 6 | 299 | 10 | 636 | 7 | 479 | 6 | 939 | 12 | 486 | 7 | 1,033 | 6 | (D) | 28 | 1,160 | ... | (D) | 15 |
| 3 | (D) | 2 | (D) | 2 | (D) | 5 | (D) | 7 | 359 | 8 | 274 | 5 | 384 | 17 | 566 | 2 | (D) | 16 |
| 4 | 538 | 17 | 600 | 7 | 242 | 14 | 3,444 | 25 | 1,262 | 5 | 1,073 | 4 | (D) | 24 | 2,785 | 2 | (D) | 17 |
| 3 | 251 | 14 | 893 | ... | ... | 4 | 2,760 | 8 | 407 | 5 | 825 | 4 | 257 | 13 | 727 | 6 | 94 | 18 |
| 11 | 798 | 8 | 282 | 6 | 185 | 9 | 2,304 | 14 | 1,022 | 12 | 1,592 | 5 | 445 | 26 | 2,879 | 9 | 466 | 19 |
| 6 | 195 | 10 | 520 | 4 | 187 | 5 | 959 | 7 | 591 | 7 | 352 | 4 | 732 | 23 | 1,092 | 9 | 1,399 | 20 |
| 1 | (D) | 2 | (D) | 4 | 429 | 8 | 454 | 23 | 1,031 | 5 | 798 | 7 | 606 | 36 | 1,610 | 15 | 507 | 21 |
| 3 | (D) | 3 | (D) | 4 | 211 | ... | ... | 18 | 1,415 | 8 | 541 | 6 | 437 | 37 | 1,759 | 7 | 51 | 22 |
| 9 | 2,734 | 42 | 2,427 | 21 | 3,251 | 19 | 6,340 | 32 | 1,400 | 10 | 1,280 | 7 | (D) | 49 | 4,094 | 16 | (D) | 23 |
| 11 | 739 | 4 | (D) | 20 | 2,354 | 11 | 5,063 | 31 | 1,763 | 13 | 2,480 | 4 | (D) | 29 | 2,354 | 15 | 446 | 24 |
| 17 | 1,023 | 26 | 1,339 | 15 | 924 | 15 | 9,864 | 25 | 1,661 | 15 | 2,619 | 17 | 1,338 | 48 | 2,342 | 33 | 941 | 25 |
| 9 | 1,132 | 10 | 3,450 | 11 | 299 | 9 | 4,240 | 17 | 1,078 | 10 | 621 | 18 | 1,456 | 25 | 1,242 | 17 | 845 | 26 |
| 11 | 14,081 | 61 | 6,121 | 39 | 2,726 | 22 | 7,749 | 38 | 2,464 | 19 | 2,559 | 12 | 1,433 | 64 | 4,828 | 17 | 953 | 27 |
| 2 | (D) | 10 | 953 | 6 | 225 | 6 | 4,147 | 17 | 1,393 | 4 | (D) | 6 | 525 | 22 | 3,146 | 19 | 337 | 28 |
| 11 | 749 | 14 | 605 | 19 | 2,102 | 13 | 3,098 | 18 | 1,187 | 12 | 1,057 | 9 | (D) | 32 | 3,163 | 11 | (D) | 29 |
| 7 | 821 | 7 | 382 | 9 | 174 | 11 | 3,062 | 25 | 1,535 | 6 | 874 | 6 | 506 | 32 | 2,433 | 12 | 146 | 30 |
| 2 | (D) | 8 | 153 | 10 | 2,251 | 6 | 1,414 | 17 | 1,201 | 7 | 1,011 | 5 | (D) | 15 | 1,188 | 8 | 321 | 31 |
| 9 | 1,424 | 17 | 1,219 | 14 | 698 | 13 | 6,643 | 22 | 1,089 | 40 | 1,759 | 8 | 828 | 40 | 3,383 | 10 | 162 | 32 |
| 8 | 916 | 13 | 797 | 13 | 859 | 22 | 8,389 | 36 | 2,134 | 14 | 2,415 | 14 | 921 | 54 | 3,900 | 31 | 7,566 | 33 |
| 6 | 291 | 14 | 3,726 | 6 | 306 | 7 | 3,787 | 10 | 697 | 8 | 576 | 4 | 404 | 23 | 1,196 | 4 | 18 | 34 |
| 3 | (D) | 3 | (D) | 8 | 189 | 5 | 2,152 | 22 | 1,385 | 6 | 597 | 7 | 569 | 21 | 959 | 13 | 197 | 35 |
| 14 | 756 | 63 | 5,519 | 41 | 2,416 | 21 | 13,119 | 29 | 2,580 | 12 | 854 | 32 | 2,264 | 86 | 7,712 | 72 | 5,670 | 36 |
| 4 | 371 | 5 | 445 | 7 | 378 | 9 | 5,243 | 27 | 1,422 | 13 | 1,505 | 8 | 773 | 36 | 3,044 | 12 | 252 | 37 |
| 3 | 201 | 2 | (D) | 3 | (D) | 6 | 4,357 | 8 | 536 | 6 | 596 | 9 | 596 | 17 | 1,345 | 21 | 346 | 38 |
| 8 | 485 | 11 | 927 | 7 | 340 | 9 | 4,491 | 15 | 1,005 | 6 | 763 | 7 | 716 | 24 | 1,587 | 17 | 420 | 39 |
| 13 | 1,786 | 28 | 1,525 | 16 | 1,081 | 14 | 5,323 | 22 | 907 | 17 | 3,652 | 10 | 730 | 23 | 1,992 | 12 | 1,804 | 40 |
| 5 | 600 | 35 | 7,628 | 11 | 578 | 10 | 8,692 | 11 | 1,372 | 12 | 3,791 | 11 | 1,115 | 42 | 5,218 | 14 | 156 | 41 |
| 15 | 929 | 11 | 579 | 19 | 1,042 | 19 | 5,452 | 42 | 1,745 | 17 | 1,699 | 14 | 1,398 | 36 | 2,847 | 24 | 272 | 42 |
| 7 | 1,069 | 18 | 1,165 | 18 | 1,004 | 13 | 3,929 | 22 | 877 | 12 | 1,782 | 9 | 599 | 50 | 2,870 | 15 | 183 | 43 |
| 9 | 394 | 7 | 213 | 9 | 321 | 3 | 1,567 | 10 | 468 | 10 | 421 | 10 | 771 | 22 | 1,029 | 12 | 179 | 44 |
| 5 | 804 | 18 | 846 | 11 | 772 | 13 | 2,937 | 10 | 856 | 6 | 339 | 6 | 420 | 18 | 1,929 | 6 | 162 | 45 |
| 9 | 1,282 | 22 | 1,089 | 19 | 1,080 | 11 | 2,921 | 23 | 1,306 | 11 | 1,163 | 9 | 580 | 26 | 1,853 | 6 | 62 | 46 |
| 10 | 1,006 | 27 | 1,341 | 26 | 1,317 | 11 | 2,340 | 26 | 1,343 | 7 | 1,061 | 7 | 407 | 31 | 2,929 | 24 | 332 | 47 |
| 6 | 976 | 20 | 823 | 19 | 869 | 11 | 2,313 | 16 | 1,086 | 6 | 748 | 4 | (D) | 28 | 1,630 | 2 | (D) | 48 |
| 15 | 1,450 | 28 | 2,199 | 20 | 1,802 | 13 | 5,203 | 29 | 1,480 | 16 | 3,416 | 16 | 947 | 40 | 3,374 | 8 | 70 | 49 |
| 3 | (D) | 1 | (D) | 1 | (D) | 5 | 542 | 17 | 798 | 4 | (D) | 8 | 361 | 24 | 1,069 | 8 | (D) | 50 |
| 6 | 492 | 14 | 626 | 11 | 880 | 16 | 7,176 | 58 | 3,411 | 32 | 2,148 | 16 | 1,527 | 58 | 3,121 | 23 | 1,040 | 51 |
| 4 | 48 | 1 | (D) | 2 | (D) | 11 | 2,231 | 25 | 1,021 | 8 | 394 | 1 | (D) | 16 | 505 | 13 | 271 | 52 |
| 1 | (D) | 5 | 215 | 13 | 857 | 6 | 421 | 9 | 327 | 5 | 539 | 7 | 428 | 22 | 746 | 3 | (D) | 53 |
| 3 | 114 | 3 | 113 | 5 | 92 | 8 | 789 | 22 | 703 | 7 | 754 | ... | (D) | 18 | 691 | 3 | (D) | 54 |
| 11 | 2,380 | 23 | 1,278 | 18 | 804 | 11 | 3,518 | 12 | 840 | 13 | 947 | 3 | (D) | 50 | 3,550 | 8 | (D) | 55 |

RETAIL TRADE—AREA STATISTICS

RETAIL TRADE. 1948¹—SELECTED NEW ENGLAND TOWNS OF 12,000 INHABITANTS OR MORE

| State, county, and town | Establishments (Number) | Sales (\$1,000) | State, county, and town | Establishments (Number) | Sales (\$1,000) |
|--------------------------|----------------------------|--------------------|---------------------------|----------------------------|--------------------|
| <u>CONNECTICUT</u> | | | <u>MASSACHUSETTS—Con.</u> | | |
| Fairfield County: | | | Middlesex County: | | |
| Fairfield | 225 | \$14,271 | Arlington | 264 | \$22,596 |
| Greenwich | 341 | 40,733 | Belmont | 196 | 13,919 |
| Stratford | 217 | 17,457 | Framingham | 341 | 30,058 |
| Hartford County: | | | Lexington | 110 | 8,779 |
| East Hartford | 256 | 22,388 | Natick | 156 | 10,596 |
| Enfield | 209 | 14,005 | Reading | 108 | 8,413 |
| Manchester | 312 | 31,936 | Stoneham | 102 | 8,092 |
| Southington | 153 | 7,692 | Wakefield | 186 | 14,796 |
| West Hartford | 269 | 33,187 | Watertown | 306 | 26,397 |
| Wethersfield | 64 | 5,162 | Winchester | 106 | 9,157 |
| New Haven County: | | | Norfolk County: | | |
| East Haven | 111 | 5,536 | Braintree | 144 | 10,900 |
| Hamden | 257 | 16,693 | Brookline | 452 | 51,681 |
| Milford | 308 | 17,812 | Dedham | 134 | 9,766 |
| West Haven | 351 | 18,379 | Milton | 66 | 6,880 |
| <u>MAINE</u> | | | Needham | 117 | 10,277 |
| York County: | | | Norwood | 190 | 16,309 |
| Sanford | 188 | 9,242 | Wellesley | 159 | 23,083 |
| <u>MASSACHUSETTS</u> | | | Weymouth | 263 | 15,519 |
| Berkshire County: | | | Plymouth County: | | |
| Adams | 167 | 8,631 | Plymouth | 215 | 12,777 |
| Bristol County: | | | Suffolk County: | | |
| Fairhaven | 99 | 4,183 | Winthrop | 134 | 7,618 |
| North Attleborough | 144 | 11,734 | Worcester County: | | |
| Essex County: | | | Clinton | 188 | 12,433 |
| Andover | 103 | 6,899 | Milford | 236 | 15,488 |
| Danvers | 138 | 10,642 | Southbridge | 241 | 16,849 |
| Marblehead | 126 | 6,790 | Webster | 209 | 11,703 |
| Methuen | 211 | 9,231 | <u>RHODE ISLAND</u> | | |
| Saugus | 133 | 6,933 | Kent County: | | |
| Franklin County: | | | West Warwick | 319 | 23,297 |
| Greenfield | 236 | 26,413 | Providence County: | | |
| Hampden County: | | | Cumberland | 113 | 4,052 |
| West Springfield | 208 | 17,747 | East Providence | 305 | 21,514 |
| | | | Johnston | 100 | 3,214 |
| | | | North Providence | 149 | 7,365 |
| | | | Washington County: | | |
| | | | North Kingston | 91 | 4,539 |
| | | | Westerly | 233 | 18,171 |

¹Data in this table differ from those which appeared in the publications of the 1948 Census of Retail Trade. For a description of the adjustments, see "Comparison of 1948 and 1954 Censuses" in the Introduction.

STANDARD METROPOLITAN AREAS

(As defined by the Bureau of the Budget)

- AKRON STANDARD METROPOLITAN AREA—Coextensive with Summit County, Ohio
- ALBANY-SCHENECTADY-TROY STANDARD METROPOLITAN AREA—Consists of Albany, Rensselaer, and Schenectady Counties, N. Y.
- ALBUQUERQUE STANDARD METROPOLITAN AREA—Coextensive with Bernalillo County, N. Mex.
- ALLENTOWN-BETHLEHEM-EASTON STANDARD METROPOLITAN AREA—Consists of Lehigh and Northampton Counties, Pa.; and Warren County, N. J.
- ALTOONA STANDARD METROPOLITAN AREA—Coextensive with Blair County, Pa.
- AMARILLO STANDARD METROPOLITAN AREA—Consists of Potter and Randall Counties, Tex.
- ASHEVILLE STANDARD METROPOLITAN AREA—Coextensive with Buncombe County, N. C.
- ATLANTA STANDARD METROPOLITAN AREA—Consists of Cobb, De Kalb, and Fulton Counties, Ga.
- ATLANTIC CITY STANDARD METROPOLITAN AREA—Coextensive with Atlantic County, N. J.
- AUGUSTA STANDARD METROPOLITAN AREA—Consists of Richmond County, Ga.; and Aiken County, S. C.
- AUSTIN STANDARD METROPOLITAN AREA—Coextensive with Travis County, Tex.
- BALTIMORE STANDARD METROPOLITAN AREA—Consists of Baltimore City, Baltimore and Anne Arundel Counties, Md.
- BATON ROUGE STANDARD METROPOLITAN AREA—Coextensive with East Baton Rouge Parish, La.
- BAY CITY STANDARD METROPOLITAN AREA—Coextensive with Bay County, Mich.
- BEAUMONT-PORT ARTHUR STANDARD METROPOLITAN AREA—Coextensive with Jefferson County, Tex.
- BINGHAMTON STANDARD METROPOLITAN AREA—Coextensive with Broome County, N. Y.
- BIRMINGHAM STANDARD METROPOLITAN AREA—Coextensive with Jefferson County, Ala.
- BOSTON STANDARD METROPOLITAN AREA—Consists of all of Suffolk County; Cambridge, Everett, Malden, Medford, Melrose, Newton, Somerville, Waltham, and Woburn Cities and Arlington, Ashland, Bedford, Belmont, Burlington, Concord, Framingham, Lexington, Lincoln, Natick, North Reading, Reading, Stoneham, Wakefield, Watertown, Wayland, Weston, Wilmington, and Winchester Towns in Middlesex County; Beverly, Lynn, Peabody, and Salem Cities and Danvers, Hamilton, Lynnfield, Manchester, Marblehead, Middleton, Nahant, Saugus, Swampscott, and Wenham Towns in Essex County; Quincy City and Braintree, Brookline, Canton, Cohasset, Dedham, Dover, Medfield, Milton, Needham, Norwood, Randolph, Sharon, Walpole, Wellesley, Westwood, and Weymouth Towns in Norfolk County; and Hingham and Hull Towns in Plymouth County, Mass.
- BRIDGEPORT STANDARD METROPOLITAN AREA—Consists of Bridgeport City and Fairfield, Stratford, and Trumbull Towns in Fairfield County, and Milford Town in New Haven County, Conn.
- BROCKTON STANDARD METROPOLITAN AREA—Consists of Brockton City and Abington, Bridgewater, East Bridgewater, Rockland, West Bridgewater, and Whitman Towns in Plymouth County; Avon, Holbrook, and Stoughton Towns in Norfolk County; and Easton Town in Bristol County, Mass.
- BUFFALO STANDARD METROPOLITAN AREA—Consists of Erie and Niagara Counties, N. Y.
- CANTON STANDARD METROPOLITAN AREA—Coextensive with Stark County, Ohio
- CEDAR RAPIDS STANDARD METROPOLITAN AREA—Coextensive with Linn County, Iowa
- CHARLESTON (S. C.) STANDARD METROPOLITAN AREA—Coextensive with Charleston County, S. C.
- CHARLESTON (W. Va.) STANDARD METROPOLITAN AREA—Consists of Fayette and Kanawha Counties, W. Va.
- CHARLOTTE STANDARD METROPOLITAN AREA—Coextensive with Mecklenburg County, N. C.
- CHATTANOOGA STANDARD METROPOLITAN AREA—Consists of Hamilton County, Tenn.; and Walker County, Ga.
- CHICAGO STANDARD METROPOLITAN AREA—Consists of Cook, Du Page, Kane, Lake, and Will Counties, Ill.; and Lake County, Ind.
- CINCINNATI STANDARD METROPOLITAN AREA—Consists of Hamilton County, Ohio; and Campbell and Kenton Counties, Ky.
- CLEVELAND STANDARD METROPOLITAN AREA—Consists of Cuyahoga and Lake Counties, Ohio
- COLUMBIA STANDARD METROPOLITAN AREA—Coextensive with Richland County, S. C.
- COLUMBUS (GA.) STANDARD METROPOLITAN AREA—Consists of Chattahoochee and Muscogee Counties, Ga.; and Russell County, Ala.
- COLUMBUS (OHIO) STANDARD METROPOLITAN AREA—Coextensive with Franklin County, Ohio
- CORPUS CHRISTI STANDARD METROPOLITAN AREA—Coextensive with Nueces County, Tex.
- DALLAS STANDARD METROPOLITAN AREA—Coextensive with Dallas County, Tex.
- DAVENPORT-ROCK ISLAND-MOLINE STANDARD METROPOLITAN AREA—Consists of Rock Island County, Ill.; and Scott County, Iowa
- DAYTON STANDARD METROPOLITAN AREA—Consists of Greene and Montgomery Counties, Ohio
- DECATUR STANDARD METROPOLITAN AREA—Coextensive with Macon County, Ill.
- DENVER STANDARD METROPOLITAN AREA—Consists of Adams, Arapahoe, Denver, and Jefferson Counties, Colo.
- DES MOINES STANDARD METROPOLITAN AREA—Coextensive with Polk County, Iowa
- DETROIT STANDARD METROPOLITAN AREA—Consists of Macomb, Oakland, and Wayne Counties, Mich.
- DUBUQUE STANDARD METROPOLITAN AREA—Coextensive with Dubuque County, Iowa
- DULUTH-SUPERIOR STANDARD METROPOLITAN AREA—Consists of St. Louis County, Minn.; and Douglas County, Wis.
- DURHAM STANDARD METROPOLITAN AREA—Coextensive with Durham County, N. C.
- EL PASO STANDARD METROPOLITAN AREA—Coextensive with El Paso County, Tex.
- ERIE STANDARD METROPOLITAN AREA—Coextensive with Erie County, Pa.
- EVANSVILLE STANDARD METROPOLITAN AREA—Coextensive with Vanderburgh County, Ind.
- FALL RIVER STANDARD METROPOLITAN AREA—Consists of Fall River City and Somerset, Swansea, and Westport Towns in Bristol County, Mass.; and Tiverton Town in Newport County, R. I.
- FLINT STANDARD METROPOLITAN AREA—Coextensive with Genesee County, Mich.
- FORT SMITH STANDARD METROPOLITAN AREA—Coextensive with Sebastian County, Ark.
- FORT WAYNE STANDARD METROPOLITAN AREA—Coextensive with Allen County, Ind.
- FORT WORTH STANDARD METROPOLITAN AREA—Coextensive with Tarrant County, Tex.
- FRESNO STANDARD METROPOLITAN AREA—Coextensive with Fresno County, Calif.
- GADSDEN STANDARD METROPOLITAN AREA—Coextensive with Etowah County, Ala.
- GALVESTON STANDARD METROPOLITAN AREA—Coextensive with Galveston County, Tex.
- GRAND RAPIDS STANDARD METROPOLITAN AREA—Coextensive with Kent County, Mich.
- GREEN BAY STANDARD METROPOLITAN AREA—Coextensive with Brown County, Wis.
- GREENSBORO-HIGH POINT STANDARD METROPOLITAN AREA—Coextensive with Guilford County, N. C.
- GREENVILLE STANDARD METROPOLITAN AREA—Coextensive with Greenville County, S. C.
- HAMILTON-MIDDLETOWN STANDARD METROPOLITAN AREA—Coextensive with Butler County, Ohio
- HAMPTON-NEWPORT NEWS-WARWICK STANDARD METROPOLITAN AREA—Consists of Hampton, Newport News, and Warwick Cities, Va.
- HARRISBURG STANDARD METROPOLITAN AREA—Consists of Cumberland and Dauphin Counties, Pa.
- HARTFORD STANDARD METROPOLITAN AREA—Consists of Hartford City and Avon, Bloomfield, East Hartford, Farmington, Glastonbury, Manchester, Newington, Rocky Hill, Simsbury, South Windsor, West Hartford, Wethersfield, and Windsor Towns in Hartford County, Conn.
- HOUSTON STANDARD METROPOLITAN AREA—Coextensive with Harris County, Tex.
- HUNTINGTON-ASHLAND STANDARD METROPOLITAN AREA—Consists of Cabell and Wayne Counties, W. Va.; Boyd County, Ky.; and Lawrence County, Ohio
- INDIANAPOLIS STANDARD METROPOLITAN AREA—Coextensive with Marion County, Ind.
- JACKSON (MICH.) STANDARD METROPOLITAN AREA—Coextensive with Jackson County, Mich.
- JACKSON (MISS.) STANDARD METROPOLITAN AREA—Coextensive with Hinds County, Miss.
- JACKSONVILLE STANDARD METROPOLITAN AREA—Coextensive with Duval County, Fla.
- JOHNSTOWN STANDARD METROPOLITAN AREA—Consists of Cambria and Somerset Counties, Pa.
- KALAMAZOO STANDARD METROPOLITAN AREA—Coextensive with Kalamazoo County, Mich.
- KANSAS CITY STANDARD METROPOLITAN AREA—Consists of Johnson and Wyandotte Counties, Kans.; and Clay and Jackson Counties, Mo.
- KENOSHA STANDARD METROPOLITAN AREA—Coextensive with Kenosha County, Wis.
- KNOXVILLE STANDARD METROPOLITAN AREA—Consists of Anderson, Blount, and Knox Counties, Tenn.
- LANCASTER STANDARD METROPOLITAN AREA—Coextensive with Lancaster County, Pa.
- LANSING STANDARD METROPOLITAN AREA—Coextensive with Ingham County, Mich.
- LAREDO STANDARD METROPOLITAN AREA—Coextensive with Webb County, Tex.
- LAWRENCE STANDARD METROPOLITAN AREA—Consists of Lawrence City and Andover, Methuen, and North Andover Towns in Essex County, Mass.
- LEXINGTON STANDARD METROPOLITAN AREA—Coextensive with Fayette County, Ky.

STANDARD METROPOLITAN AREAS—Continued

- LIMA STANDARD METROPOLITAN AREA—Coextensive with Allen County, Ohio
- LINCOLN STANDARD METROPOLITAN AREA—Coextensive with Lancaster County, Nebr.
- LITTLE ROCK-NORTH LITTLE ROCK STANDARD METROPOLITAN AREA—Coextensive with Pulaski County, Ark.
- LORAIN-ELYRIA STANDARD METROPOLITAN AREA—Coextensive with Lorain County, Ohio
- LOS ANGELES-LONG BEACH STANDARD METROPOLITAN AREA—Consists of Los Angeles and Orange Counties, Calif.
- LOUISVILLE STANDARD METROPOLITAN AREA—Consists of Jefferson County, Ky.; and Clark and Floyd Counties, Ind.
- LOWELL STANDARD METROPOLITAN AREA—Consists of Lowell City and Billerica, Chelmsford, Dracut, and Tewksbury Towns in Middlesex County, Mass.
- LUBBOCK STANDARD METROPOLITAN AREA—Coextensive with Lubbock County, Tex.
- MACON STANDARD METROPOLITAN AREA—Consists of Bibb and Houston Counties, Ga.
- MADISON STANDARD METROPOLITAN AREA—Coextensive with Dane County, Wis.
- MANCHESTER STANDARD METROPOLITAN AREA—Consists of Manchester City and Goffstown Town in Hillsborough County, N. H.
- MEMPHIS STANDARD METROPOLITAN AREA—Coextensive with Shelby County, Tenn.
- MIAMI STANDARD METROPOLITAN AREA—Coextensive with Dade County, Fla.
- MILWAUKEE STANDARD METROPOLITAN AREA—Coextensive with Milwaukee County, Wis.
- MINNEAPOLIS-ST. PAUL STANDARD METROPOLITAN AREA—Consists of Anoka, Dakota, Hennepin, and Ramsey Counties, Minn.
- MOBILE STANDARD METROPOLITAN AREA—Coextensive with Mobile County, Ala.
- MONTGOMERY STANDARD METROPOLITAN AREA—Coextensive with Montgomery County, Ala.
- MUNCIE STANDARD METROPOLITAN AREA—Coextensive with Delaware County, Ind.
- NASHVILLE STANDARD METROPOLITAN AREA—Coextensive with Davidson County, Tenn.
- NEW BEDFORD STANDARD METROPOLITAN AREA—Consists of New Bedford City and Acushnet, Dartmouth, and Fairhaven Towns in Bristol County, Mass.
- NEW BRITAIN-BRISTOL STANDARD METROPOLITAN AREA—Consists of Bristol and New Britain Cities and Berlin, Plainville, and Southington Towns in Hartford County; and Plymouth Town in Litchfield County, Conn.
- NEW HAVEN STANDARD METROPOLITAN AREA—Consists of New Haven City and Branford, East Haven, Hamden, North Haven, Orange, West Haven and Woodbridge Towns in New Haven County, Conn.
- NEW ORLEANS STANDARD METROPOLITAN AREA—Consists of Jefferson, Orleans, and St. Bernard Parishes, La.
- NEW YORK-NORTHEASTERN NEW JERSEY STANDARD METROPOLITAN AREA—Consists of New York City (Bronx, Kings, New York, Queens, and Richmond Counties) and Nassau, Rockland, Suffolk, and Westchester Counties, N. Y.; and Bergen, Essex, Hudson, Middlesex, Morris, Passaic, Somerset, and Union Counties, N. J.
- NORFOLK-PORTSMOUTH STANDARD METROPOLITAN AREA—Consists of Norfolk and Princess Anne Counties, and the cities of Norfolk, South Norfolk, Portsmouth, and Virginia Beach, Va.
- OGDEN STANDARD METROPOLITAN AREA—Coextensive with Weber County, Utah
- OKLAHOMA CITY STANDARD METROPOLITAN AREA—Coextensive with Oklahoma County, Okla.
- OMAHA STANDARD METROPOLITAN AREA—Consists of Douglas and Sarpy Counties, Nebr.; and Pottawattamie County, Iowa
- ORLANDO STANDARD METROPOLITAN AREA—Coextensive with Orange County, Fla.
- PEORIA STANDARD METROPOLITAN AREA—Consists of Peoria and Tazewell Counties, Ill.
- PHILADELPHIA STANDARD METROPOLITAN AREA—Consists of Bucks, Chester, Delaware, Montgomery, and Philadelphia Counties, Pa.; and Burlington, Camden, and Gloucester Counties, N. J.
- PHOENIX STANDARD METROPOLITAN AREA—Coextensive with Maricopa County, Ariz.
- PITTSBURGH STANDARD METROPOLITAN AREA—Consists of Allegheny, Beaver, Washington, and Westmoreland Counties, Pa.
- PITTSFIELD STANDARD METROPOLITAN AREA—Consists of Pittsfield City and Dalton, Lenox, and Lee Towns in Berkshire County, Mass.
- PORTLAND (MAINE) STANDARD METROPOLITAN AREA—Consists of Portland, South Portland, and Westbrook Cities and Cape Elizabeth and Falmouth Towns in Cumberland County, Me.
- PORTLAND (OREG.) STANDARD METROPOLITAN AREA—Consists of Clackamas, Multnomah, and Washington Counties, Oreg.; and Clark County, Wash.
- PROVIDENCE STANDARD METROPOLITAN AREA—Consists of Central Falls, Cranston, Pawtucket, Providence, and Woonsocket Cities and Cumberland, East Providence, Johnston, Lincoln, North Providence, North Smithfield, and Smithfield Towns in Providence County; North Kingston Town in Washington County; Warwick City and East Greenwich, and West Warwick Towns in Kent County; and all of Bristol County, R. I. Also Attleboro City and North Attleborough, and Seekonk Towns in Bristol County; Bellingham, Franklin, Plainville, and Wrentham Towns in Norfolk County; and Blackstone and Millville Towns in Worcester County, Mass.
- PUEBLO STANDARD METROPOLITAN AREA—Coextensive with Pueblo County, Colo.
- RACINE STANDARD METROPOLITAN AREA—Coextensive with Racine County, Wis.
- RALEIGH STANDARD METROPOLITAN AREA—Coextensive with Wake County, N. C.
- READING STANDARD METROPOLITAN AREA—Coextensive with Berks County, Pa.
- RICHMOND STANDARD METROPOLITAN AREA—Consists of Richmond City and Chesterfield, and Henrico Counties, Va.
- ROANOKE STANDARD METROPOLITAN AREA—Consists of Roanoke City and Roanoke County, Va.
- ROCHESTER STANDARD METROPOLITAN AREA—Coextensive with Monroe County, N. Y.
- ROCKFORD STANDARD METROPOLITAN AREA—Coextensive with Winnebago County, Ill.
- SACRAMENTO STANDARD METROPOLITAN AREA—Coextensive with Sacramento County, Calif.
- SAGINAW STANDARD METROPOLITAN AREA—Coextensive with Saginaw County, Mich.
- ST. JOSEPH STANDARD METROPOLITAN AREA—Coextensive with Buchanan County, Mo.
- ST. LOUIS STANDARD METROPOLITAN AREA—Consists of St. Louis City and St. Charles and St. Louis Counties, Mo.; and Madison and St. Clair Counties, Ill.
- SALT LAKE CITY STANDARD METROPOLITAN AREA—Coextensive with Salt Lake County, Utah
- SAN ANGELO STANDARD METROPOLITAN AREA—Coextensive with Tom Green County, Tex.
- SAN ANTONIO STANDARD METROPOLITAN AREA—Coextensive with Bexar County, Tex.
- SAN BERNARDINO-RIVERSIDE-ONTARIO STANDARD METROPOLITAN AREA—Consists of San Bernardino and Riverside Counties, Calif.
- SAN DIEGO STANDARD METROPOLITAN AREA—Coextensive with San Diego County, Calif.
- SAN FRANCISCO-OAKLAND STANDARD METROPOLITAN AREA—Consists of Alameda, Contra Costa, Marin, San Francisco, San Mateo, and Solano Counties, Calif.
- SAN JOSE STANDARD METROPOLITAN AREA—Coextensive with Santa Clara County, Calif.
- SAVANNAH STANDARD METROPOLITAN AREA—Coextensive with Chatham County, Ga.
- SCRANTON STANDARD METROPOLITAN AREA—Coextensive with Lackawanna County, Pa.
- SEATTLE STANDARD METROPOLITAN AREA—Coextensive with King County, Wash.
- SHREVEPORT STANDARD METROPOLITAN AREA—Consists of Caddo and Bossier Parishes, La.
- SIOUX CITY STANDARD METROPOLITAN AREA—Coextensive with Woodbury County, Iowa
- SIOUX FALLS STANDARD METROPOLITAN AREA—Coextensive with Minnehaha County, S. Dak.
- SOUTH BEND STANDARD METROPOLITAN AREA—Coextensive with St. Joseph County, Ind.
- SPOKANE STANDARD METROPOLITAN AREA—Coextensive with Spokane County, Wash.
- SPRINGFIELD (ILL.) STANDARD METROPOLITAN AREA—Coextensive with Sangamon County, Ill.
- SPRINGFIELD (MO.) STANDARD METROPOLITAN AREA—Coextensive with Greene County, Mo.
- SPRINGFIELD (OHIO) STANDARD METROPOLITAN AREA—Coextensive with Clark County, Ohio
- SPRINGFIELD-HOLYOKE STANDARD METROPOLITAN AREA—Consists of Chicopee, Holyoke, Springfield, and Westfield Cities and Agawam, East Longmeadow, Longmeadow, Ludlow, West Springfield, and Wilbraham Towns in Hampden County; Northampton City and Easthampton, and South Hadley Towns in Hampshire County, Mass. Also Enfield Town in Hartford County, Conn.
- STAMFORD-NORWALK STANDARD METROPOLITAN AREA—Consists of Norwalk and Stamford Cities and Darien, Greenwich, New Canaan, and Westport Towns in Fairfield County, Conn.
- STOCKTON STANDARD METROPOLITAN AREA—Coextensive with San Joaquin County, Calif.
- SYRACUSE STANDARD METROPOLITAN AREA—Coextensive with Onondaga County, N. Y.
- TACOMA STANDARD METROPOLITAN AREA—Coextensive with Pierce County, Wash.
- TAMPA-ST. PETERSBURG STANDARD METROPOLITAN AREA—Consists of Hillsborough and Pinellas Counties, Fla.
- TERRE HAUTE STANDARD METROPOLITAN AREA—Coextensive with Vigo County, Ind.
- TOLEDO STANDARD METROPOLITAN AREA—Coextensive with Lucas County, Ohio
- TOPEKA STANDARD METROPOLITAN AREA—Coextensive with Shawnee County, Kans.
- TRENTON STANDARD METROPOLITAN AREA—Coextensive with Mercer County, N. J.
- TUCSON STANDARD METROPOLITAN AREA—Coextensive with Pima County, Ariz.
- TULSA STANDARD METROPOLITAN AREA—Coextensive with Tulsa County, Okla.
- UTICA-ROME STANDARD METROPOLITAN AREA—Consists of Herkimer and Oneida Counties, N. Y.

STANDARD METROPOLITAN AREAS—Continued

WACO STANDARD METROPOLITAN AREA—Coextensive with McLennan County, Tex.

WASHINGTON STANDARD METROPOLITAN AREA—Consists of the District of Columbia; Alexandria and Falls Church Cities and Arlington and Fairfax Counties, Va.; Montgomery and Prince Georges Counties, Md.

WATERBURY STANDARD METROPOLITAN AREA—Consists of Waterbury City, Naugatuck Borough, and Beacon Falls, Cheshire, Middlebury, Prospect, and Wolcott Towns in New Haven County; and Thomastown and Watertown Towns in Litchfield County, Conn.

WATERLOO STANDARD METROPOLITAN AREA—Coextensive with Blackhawk County, Iowa

WHEELING-STEUBENVILLE STANDARD METROPOLITAN AREA—Consists of Brooke, Hancock, Marshall, and Ohio Counties, W. Va.; and Belmont and Jefferson Counties, Ohio

WICHITA STANDARD METROPOLITAN AREA—Coextensive with Sedgwick County, Kans.

WICHITA FALLS STANDARD METROPOLITAN AREA—Coextensive with Wichita County, Tex.

WILKES-BARRE-HAZLETON STANDARD METROPOLITAN AREA—Coextensive with Luzerne County, Pa.

WILMINGTON STANDARD METROPOLITAN AREA—Consists of New Castle County, Del.; and Salem County, N. J.

WINSTON-SALEM STANDARD METROPOLITAN AREA—Coextensive with Forsyth County, N. C.

WORCESTER STANDARD METROPOLITAN AREA—Consists of Worcester City and Auburn, East Brookfield, Grafton, Holden, Leicester, Millbury, Northborough, North Brookfield, Shrewsbury, Spencer, Westborough, and West Boylston Towns in Worcester County, Mass.

YORK STANDARD METROPOLITAN AREA—Coextensive with York County, Pa.

YOUNGSTOWN STANDARD METROPOLITAN AREA—Consists of Mahoning and Trumbull Counties, Ohio, and Mercer County, Pa.

TERRITORIES AND POSSESSIONS

HONOLULU STANDARD METROPOLITAN AREA—Consists of area legally designated as the "City and County of Honolulu," T. H.

MAYAGUEZ STANDARD METROPOLITAN AREA—Coextensive with Mayaguez Municipio, P. R.

PONCE STANDARD METROPOLITAN AREA—Coextensive with Ponce Municipio, P. R.

SAN JUAN STANDARD METROPOLITAN AREA—Consists of San Juan, Catano, Bayamon, and Guaynabo Municipios, P. R.

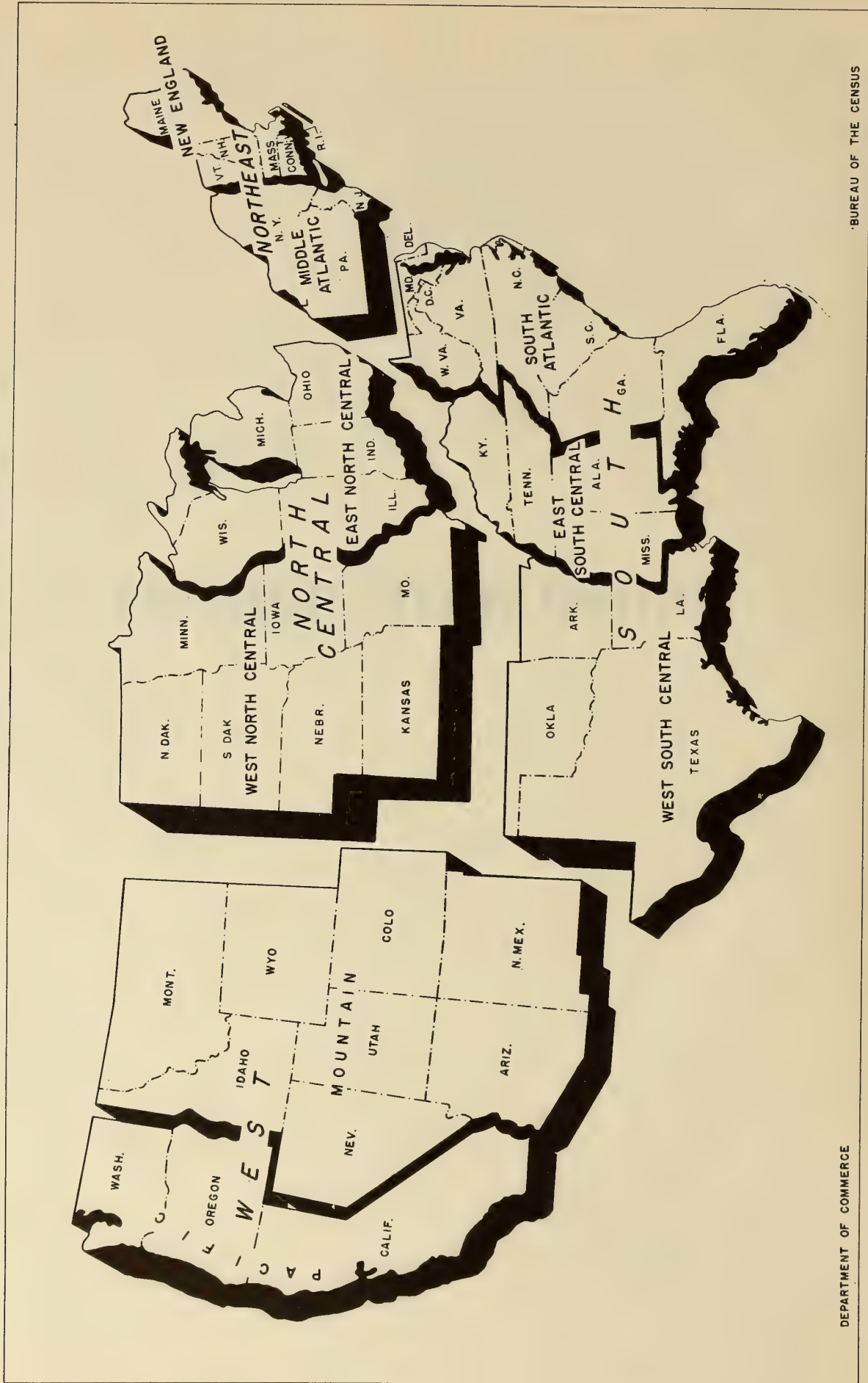
STANDARD METROPOLITAN AREAS: 1954



A faint, light-colored map of the United States is visible in the background, centered on the page. The map shows the outlines of the states and is rendered in a very light blue or grey tone.

UNITED STATES SUMMARY

REGIONS AND GEOGRAPHIC DIVISIONS OF THE UNITED STATES



CONTENTS

| <u>Table</u> | <u>Page</u> |
|--|-------------|
| 1A Retail Trade: 1954—United States, by Kind of Business—Establishments, Sales, Payroll, and Personnel..... | 1-5 |
| 1B Retail Trade: 1948—United States, by Kind of Business—Establishments and Sales..... | 1-7 |
| 1C Retail Trade: 1954 and 1948—United States, by Kind of Business—Establishments and Sales..... | 1-8 |
| 1D Retail Trade: 1954—Regions, by Kind of Business—Establishments, Sales, Payroll, and Personnel: | |
| The Northeastern States..... | 1-9 |
| The North Central States..... | 1-11 |
| The South..... | 1-13 |
| The West..... | 1-15 |
| 1E Retail Trade: 1948—Regions, by Kind of Business—Establishments and Sales: | |
| The Northeastern States..... | 1-17 |
| The North Central States..... | 1-17 |
| The South..... | 1-17 |
| The West..... | 1-17 |
| 1F Retail Trade: 1954—Geographic Divisions, by Kind of Business—Establishments, Sales, Payroll, and Personnel: | |
| New England..... | 1-18 |
| Middle Atlantic..... | 1-20 |
| East North Central..... | 1-22 |
| West North Central..... | 1-24 |
| South Atlantic..... | 1-26 |
| East South Central..... | 1-28 |
| West South Central..... | 1-30 |
| Mountain..... | 1-32 |
| Pacific..... | 1-34 |
| 1G Retail Trade: 1948—Geographic Divisions, by Kind of Business—Establishments and Sales: | |
| New England..... | 1-36 |
| Middle Atlantic..... | 1-36 |
| East North Central..... | 1-36 |
| West North Central..... | 1-36 |
| South Atlantic..... | 1-37 |
| East South Central..... | 1-37 |
| West South Central..... | 1-37 |
| Mountain..... | 1-37 |
| Pacific..... | 1-38 |
| 1H Retail Trade: 1954—United States, by Regions, Geographic Divisions, and States—Establishments, Sales, Payroll, and Personnel..... | 1-39 |

CONTENTS—Continued

| <u>Table</u> | <u>Page</u> |
|--|-------------|
| 1J Retail Trade: 1954—United States by Kind of Business, by Regions, Geographic Divisions, and States—Establishments and Sales..... | 1-40 |
| 1K Retail Trade: 1954—Standard Metropolitan Areas, by Kind of Business— Establishments, Sales, and Annual Payroll..... | 1-50 |
| 1L Retail Trade: 1954—United States by Kind of Business and City Size— Establishments, Sales, and Annual Payroll..... | 1-72 |
| 1M Retail Trade: 1954—Geographic Divisions, by Kind of Business and City Size—Establishments, Sales, and Annual Payroll: | |
| New England..... | 1-75 |
| Middle Atlantic..... | 1-78 |
| East North Central..... | 1-81 |
| West North Central..... | 1-84 |
| South Atlantic..... | 1-87 |
| East South Central..... | 1-90 |
| West South Central..... | 1-93 |
| Mountain..... | 1-96 |
| Pacific..... | 1-99 |
| 1N Retail Trade: 1954—Standard Metropolitan Areas Ranked by Volume of Sales and by Population, Standard Metropolitan Areas and Central Cities—Sales, Establishments, Population, and Per Capita Sales..... | 1-102 |
| 1P Retail Trade: 1954—Cities With 10,000 Inhabitants or More, Ranked by Volume of Sales—Sales, Establishments, Population, and Per Capita Sales. | 1-105 |

Table 1A. RETAIL TRADE: 1954—UNITED STATES, BY KIND OF BUSINESS—Continued

| Kind of business | Establishments | | Sales | | Payroll, entire year (\$1,000) | Payroll, workweek ended nearest Nov. 15 | | Paid employees, workweek ended nearest Nov. 15 | | Proprietors (unincorporated businesses only) ¹ (Number) |
|---|---------------------------------|--------------------------|---|--|-----------------------------------|---|----------------------------|--|---------------------------|---|
| | Total ¹ (Number) | With payroll (Number) | Total, all establishments ¹ (\$1,000) | Establishments with payroll (\$1,000) | | Total (Dollars) | Full workweek (Dollars) | Total (Number) | Full workweek (Number) | |
| | Other Retail Stores—Con. | | | | | | | | | |
| Jewelry stores..... | 24,266 | 15,548 | 1,407,948 | 1,287,700 | 213,908 | 4,082,422 | 3,918,443 | 67,558 | 60,430 | 23,350 |
| Book stores..... | 2,642 | 1,728 | 151,204 | 138,714 | 18,964 | 369,381 | 332,889 | 8,301 | 6,393 | 2,260 |
| Stationery stores..... | 5,473 | 3,689 | 424,416 | 385,394 | 68,420 | 1,288,855 | 1,221,011 | 22,671 | 19,799 | 5,463 |
| Sporting goods stores..... | 8,396 | 4,506 | 407,946 | 341,754 | 40,033 | 771,204 | 720,831 | 13,801 | 11,553 | 8,716 |
| Bicycle stores..... | 1,617 | 751 | 42,846 | 30,416 | 3,531 | 69,600 | 62,177 | 1,500 | 1,148 | 1,728 |
| Florists..... | 16,279 | 10,247 | 495,553 | 421,927 | 75,917 | 1,457,313 | 1,340,751 | 31,878 | 25,825 | 18,233 |
| Cigar stores, stands..... | 6,068 | 3,270 | 233,124 | 181,646 | 16,948 | 331,135 | 300,794 | 8,092 | 6,298 | 6,163 |
| News dealers, newsstands..... | 7,178 | 3,602 | 248,438 | 187,728 | 17,962 | 347,900 | 296,292 | 11,895 | 8,108 | 6,915 |
| Gift, novelty, souvenir stores..... | 12,149 | 6,063 | 282,966 | 216,144 | 25,955 | 534,528 | 466,930 | 14,159 | 10,446 | 13,379 |
| Music stores..... | 5,810 | 3,662 | 375,330 | 339,874 | 52,097 | 1,016,377 | 962,357 | 17,535 | 15,283 | 5,789 |
| Camera, photographic supply stores..... | 2,896 | 2,270 | 278,101 | 262,325 | 31,848 | 613,439 | 585,672 | 10,487 | 9,264 | 2,571 |
| Luggage, leather goods stores..... | 1,387 | 897 | 78,907 | 71,269 | 10,322 | 200,137 | 187,906 | 3,755 | 3,212 | 1,377 |
| Optical goods stores..... | 3,011 | 2,033 | 132,116 | 118,764 | 31,006 | 579,724 | 566,365 | 7,865 | 7,443 | 2,446 |
| Office, store machine and equipment dealers..... | 2,216 | 1,424 | 116,648 | 104,334 | 20,139 | 399,688 | 385,070 | 6,292 | 5,785 | 2,322 |
| Retail stores (except second-hand) n.e.c..... | 8,877 | 8,877 | 470,188 | 470,188 | 72,649 | 1,427,349 | 1,327,761 | 26,677 | 22,265 | 7,646 |
| Second-hand stores..... | 14,364 | 7,956 | 424,582 | 359,492 | 63,371 | 1,268,560 | 1,197,299 | 25,830 | 22,413 | 15,211 |
| Nonstore Retailers | | | | | | | | | | |
| Total | 78,508 | 14,478 | 4,513,875 | 3,737,289 | 597,885 | 12,649,583 | 12,101,459 | 199,880 | 179,517 | 79,595 |
| Mail Order Houses | | | | | | | | | | |
| Total | 2,019 | 1,301 | 1,604,939 | 1,596,089 | 224,352 | 5,339,414 | 4,988,420 | 86,270 | 74,403 | 1,710 |
| Food | (NA) | 114 | (NA) | 13,342 | 1,752 | 42,260 | 38,478 | 909 | 694 | (NA) |
| General merchandise group, total | (NA) | 92 | (NA) | 1,264,860 | 180,418 | 4,477,311 | 4,176,580 | 71,299 | 61,555 | (NA) |
| Department store merchandise..... | (NA) | 33 | (NA) | 1,239,866 | 177,668 | 4,426,149 | 4,126,642 | 70,170 | 60,495 | (NA) |
| Dry goods, general merchandise..... | (NA) | 50 | (NA) | 23,060 | 2,644 | 48,948 | 47,764 | 1,072 | 1,005 | (NA) |
| Variety store merchandise..... | (NA) | 9 | (NA) | 1,934 | 106 | 2,214 | 2,174 | 57 | 55 | (NA) |
| Apparel, accessories, total | (NA) | 109 | (NA) | 91,048 | 7,347 | 139,917 | 127,738 | 3,042 | 2,562 | (NA) |
| Men's, boys' clothing and furnishings..... | (NA) | 20 | (NA) | 7,359 | 705 | 16,593 | 15,815 | 393 | 350 | (NA) |
| Family clothing..... | (NA) | 8 | (NA) | 1,859 | 248 | 4,596 | 4,536 | 76 | 72 | (NA) |
| Women's ready-to-wear..... | (NA) | 29 | (NA) | 73,179 | 5,463 | 99,668 | 89,156 | 2,246 | 1,854 | (NA) |
| Other women's apparel, accessories, specialties..... | (NA) | 21 | (NA) | 2,476 | 229 | 4,425 | 4,083 | 82 | 66 | (NA) |
| Shoes..... | (NA) | 12 | (NA) | 3,492 | 387 | 7,864 | 7,579 | 119 | 101 | (NA) |
| Other apparel..... | (NA) | 19 | (NA) | 2,683 | 315 | 6,771 | 6,569 | 126 | 119 | (NA) |
| Furniture, home furnishings, appliances, total | (NA) | 110 | (NA) | 18,640 | 1,900 | 42,176 | 38,031 | 759 | 613 | (NA) |
| Furniture..... | (NA) | 25 | (NA) | 3,280 | 605 | 14,024 | 12,960 | 223 | 181 | (NA) |
| Floor coverings, draperies..... | (NA) | 10 | (NA) | 2,689 | 214 | 4,008 | 3,905 | 73 | 66 | (NA) |
| Other home furnishings..... | (NA) | 40 | (NA) | 6,382 | 539 | 10,311 | 10,097 | 196 | 184 | (NA) |
| Household appliances, radios, TV..... | (NA) | 35 | (NA) | 6,289 | 542 | 13,833 | 11,069 | 267 | 182 | (NA) |
| Other mail order houses, total | (NA) | 876 | (NA) | 208,199 | 32,935 | 637,750 | 607,593 | 10,261 | 8,979 | (NA) |
| Automotive store merchandise..... | (NA) | 19 | (NA) | 6,307 | 327 | 6,919 | 6,273 | 113 | 102 | (NA) |
| Lumber, building materials, hardware..... | (NA) | 32 | (NA) | 11,497 | 814 | 15,930 | 15,579 | 256 | 236 | (NA) |
| Proprietary medicines..... | (NA) | 38 | (NA) | 4,574 | 1,044 | 18,803 | 18,483 | 314 | 295 | (NA) |
| Feed, farm, garden supplies..... | (NA) | 53 | (NA) | 24,211 | 4,143 | 70,870 | 66,954 | 1,397 | 1,234 | (NA) |
| Jewelry..... | (NA) | 31 | (NA) | 8,574 | 1,095 | 24,466 | 23,811 | 396 | 374 | (NA) |
| Books, stationery..... | (NA) | 148 | (NA) | 69,392 | 14,113 | 261,298 | 256,916 | 3,243 | 3,088 | (NA) |
| Sporting goods..... | (NA) | 34 | (NA) | 6,318 | 624 | 9,800 | 9,124 | 170 | 140 | (NA) |
| Tobacco products..... | (NA) | 20 | (NA) | 5,758 | 413 | 10,648 | 10,015 | 187 | 166 | (NA) |
| Gifts, novelties, souvenirs..... | (NA) | 75 | (NA) | 19,092 | 2,892 | 66,162 | 56,696 | 1,509 | 1,055 | (NA) |
| Musical instruments..... | (NA) | 26 | (NA) | 5,694 | 763 | 15,189 | 14,668 | 218 | 189 | (NA) |
| Cameras, photographic supplies..... | (NA) | 21 | (NA) | 3,741 | 577 | 11,148 | 10,771 | 166 | 147 | (NA) |
| Other..... | (NA) | 379 | (NA) | 46,041 | 6,130 | 126,517 | 118,303 | 2,292 | 1,953 | (NA) |
| Direct Selling (house-to-house) Organizations | | | | | | | | | | |
| Total | 70,774 | 10,580 | 2,272,840 | 1,568,156 | 319,156 | 6,111,778 | 5,937,326 | 95,528 | 88,105 | 72,248 |
| Food, total | (NA) | 4,115 | (NA) | 708,083 | 134,409 | 2,532,935 | 2,473,382 | 34,602 | 32,175 | (NA) |
| Groceries..... | (NA) | 662 | (NA) | 193,555 | 37,478 | 752,475 | 727,513 | 10,556 | 9,877 | (NA) |
| Ice cream..... | (NA) | 248 | (NA) | 27,216 | 7,110 | 42,690 | 40,949 | 917 | 713 | (NA) |
| Fruits, vegetables..... | (NA) | 223 | (NA) | 45,553 | 10,533 | 194,754 | 193,197 | 2,266 | 2,198 | (NA) |
| Milk..... | (NA) | 1,255 | (NA) | 280,451 | 45,260 | 890,825 | 881,740 | 10,443 | 10,151 | (NA) |
| Bakery products..... | (NA) | 299 | (NA) | 75,509 | 20,226 | 385,284 | 378,824 | 4,923 | 4,699 | (NA) |
| Other food, n.e.c..... | (NA) | 1,428 | (NA) | 85,799 | 13,802 | 266,907 | 251,159 | 5,497 | 4,537 | (NA) |
| Dry goods, general merchandise | (NA) | 597 | (NA) | 66,471 | 19,953 | 416,505 | 411,628 | 7,656 | 7,421 | (NA) |
| Apparel, accessories, total | (NA) | 238 | (NA) | 30,820 | 4,446 | 87,711 | 76,243 | 1,414 | 1,176 | (NA) |
| Men's, boys' clothing and furnishings..... | (NA) | 27 | (NA) | 1,687 | 176 | 3,306 | 3,109 | 54 | 45 | (NA) |
| Family clothing..... | (NA) | 115 | (NA) | 10,703 | 1,786 | 34,288 | 25,582 | 541 | 395 | (NA) |
| Women's ready-to-wear..... | (NA) | 51 | (NA) | 3,886 | 552 | 11,007 | 10,518 | 189 | 172 | (NA) |
| Other women's apparel, accessories, specialties..... | (NA) | 21 | (NA) | 10,685 | 1,592 | 32,302 | 30,655 | 508 | 459 | (NA) |
| Shoes..... | (NA) | 7 | (NA) | 2,845 | 205 | 4,276 | 4,044 | 76 | 67 | (NA) |
| Other apparel..... | (NA) | 17 | (NA) | 1,014 | 135 | 2,532 | 2,335 | 46 | 38 | (NA) |
| Furniture, home furnishings, appliances, total | (NA) | 1,736 | (NA) | 301,642 | 70,244 | 1,336,871 | 1,306,720 | 22,375 | 21,461 | (NA) |
| Furniture..... | (NA) | 265 | (NA) | 25,875 | 5,268 | 100,198 | 97,067 | 1,596 | 1,484 | (NA) |
| Floor coverings, draperies..... | (NA) | 103 | (NA) | 7,085 | 1,690 | 31,336 | 29,464 | 482 | 447 | (NA) |
| Other home furnishings..... | (NA) | 412 | (NA) | 89,270 | 14,651 | 291,059 | 281,139 | 4,379 | 4,078 | (NA) |
| Household appliances, radios, TV..... | (NA) | 956 | (NA) | 179,412 | 48,635 | 914,278 | 899,050 | 15,918 | 15,458 | (NA) |
| Other, total | (NA) | 3,894 | (NA) | 461,140 | 90,104 | 1,737,756 | 1,669,353 | 29,481 | 25,872 | (NA) |
| Jewelry..... | (NA) | 30 | (NA) | 10,104 | 1,836 | 43,173 | 40,740 | 499 | 403 | (NA) |
| Books, stationery..... | (NA) | 305 | (NA) | 86,988 | 20,761 | 405,458 | 395,618 | 6,245 | 5,830 | (NA) |
| Other..... | (NA) | 3,559 | (NA) | 364,048 | 67,507 | 1,289,125 | 1,232,995 | 22,737 | 19,639 | (NA) |
| Merchandise Vending Machine Operators | | | | | | | | | | |
| Total | 5,715 | 2,597 | 636,096 | 573,044 | 54,377 | 1,198,391 | 1,175,713 | 18,082 | 17,009 | 5,637 |
| Candy, nut, confectionery..... | (NA) | 806 | (NA) | 164,779 | 23,289 | 598,720 | 590,114 | 9,234 | 8,826 | (NA) |
| Milk, ice cream..... | (NA) | 111 | (NA) | 9,447 | 1,264 | 22,934 | 22,046 | 321 | 279 | (NA) |
| All other beverages (except milk)..... | (NA) | 415 | (NA) | 52,050 | 7,910 | 158,256 | 153,915 | 2,290 | 2,085 | (NA) |
| Tobacco products..... | (NA) | 846 | (NA) | 299,865 | 16,863 | 317,247 | 312,589 | 4,466 | 4,261 | (NA) |
| Other..... | (NA) | 419 | (NA) | 46,903 | 5,051 | 101,234 | 97,049 | 1,771 | 1,558 | (NA) |

Standard Notes: (D) Withheld to avoid disclosure. (NA) Not available. n.e.c. Not elsewhere classified. XXX Not applicable. (Z) Less than \$500. ... Represents zero.
¹ Group totals may include data for establishments without payroll which could not be classified by detailed kind of business.

UNITED STATES SUMMARY

1-7

Table 1B. RETAIL TRADE: 1948¹-UNITED STATES, BY KIND OF BUSINESS

Establishments and Sales

| Kind of Business | Establishments (Number) | Sales Entire year (\$1,000) | Kind of Business | Establishments (Number) | Sales Entire year (\$1,000) |
|---|----------------------------|--------------------------------------|---|----------------------------|--------------------------------------|
| Retail trade, total..... | 1,668,479 | 128,849,252 | Automotive Group | | |
| Food Stores | | | Total..... | 85,285 | 20,100,456 |
| Total..... | 460,913 | 29,207,864 | Passenger car dealers (franchised)..... | 43,960 | 15,951,906 |
| Grocery stores..... | 350,754 | 24,729,717 | Passenger car dealers (nonfranchised)..... | 16,634 | 2,440,832 |
| Meat markets..... | 23,920 | 1,641,087 | Tire, battery, accessory dealers..... | 20,224 | 1,358,146 |
| Fish (seafood) markets..... | 4,517 | 132,331 | Motorcycle, aircraft, boat dealers..... | 2,350 | 149,912 |
| Fruit stores, vegetable markets..... | 13,482 | 394,602 | Household trailer dealers..... | 2,117 | 99,660 |
| Candy, nut, confectionery stores..... | 27,165 | 586,592 | Automotive dealers, n.e.c..... | | |
| Bakery products stores..... | 19,500 | 722,761 | Gasoline Service Stations | | |
| Delicatessen stores..... | 7,917 | 308,336 | Total..... | 179,647 | 6,470,153 |
| Food stores, n.e.c..... | 13,658 | 692,438 | Lumber, Building Materials, Hardware, Farm Equipment Dealers | | |
| Eating, Drinking Places | | | Total..... | 97,342 | 11,142,980 |
| Total..... | 325,789 | 10,645,417 | Farm equipment dealers..... | 17,509 | 2,385,963 |
| Eating places (except lunch counters, refreshment stands)..... | 124,889 | 5,295,637 | Lumber, building materials dealers..... | 25,978 | 5,126,188 |
| Restaurants, cafeterias..... | 123,924 | 5,229,556 | Paint, glass, wallpaper stores..... | 9,403 | 457,690 |
| Caterers..... | 965 | 66,081 | Hardware stores..... | 34,009 | 2,491,602 |
| In-plant food contractors..... | (1) | (1) | Drug Stores, Proprietary Stores | | |
| Lunch counters, refreshment stands..... | 54,296 | 1,145,158 | Total..... | 55,282 | 4,011,509 |
| Drinking places..... | 146,604 | 4,204,622 | Drug stores ² | 41,154 | 3,536,460 |
| General Merchandise Group | | | Proprietary stores ² | 6,474 | 295,717 |
| Total..... | 70,807 | 15,796,141 | Other Retail Stores | | |
| Department stores..... | 2,558 | 9,431,842 | Total..... | 197,130 | 12,854,599 |
| Dry goods, general merchandise stores..... | 28,744 | 2,702,704 | Liquor stores..... | 32,949 | 2,578,768 |
| General stores..... | 20,588 | 1,157,095 | Fuel, ice dealers..... | 21,473 | 2,425,538 |
| Variety stores..... | 18,917 | 2,504,500 | Fuel dealers (coal, wood)..... | 14,382 | 1,609,684 |
| Apparel, Accessories Stores | | | Liquefied petroleum gas dealers..... | | |
| Total..... | 110,944 | 9,716,795 | Fuel oil dealers..... | 4,460 | 732,022 |
| Shoe stores..... | 19,201 | 1,460,608 | Ice dealers..... | 2,631 | 83,832 |
| Men's shoe stores..... | 2,208 | 198,673 | Hay, grain, feed stores..... | 17,970 | 2,796,937 |
| Women's shoe stores..... | 2,946 | 370,466 | Farm, garden supply stores..... | 3,179 | 336,633 |
| Children's, juveniles' shoe stores..... | 581 | 21,911 | Jewelry stores..... | 20,550 | 1,209,645 |
| Family shoe stores..... | 13,466 | 869,558 | Book stores..... | 2,404 | 155,624 |
| Men's, boys' clothing and furnishings stores ² | 17,857 | 2,037,545 | Stationery stores..... | 3,807 | 276,897 |
| Men's, boys' clothing stores ² | 11,546 | 1,536,360 | Sporting goods stores..... | 6,422 | 306,213 |
| Men's boys' furnishings stores ² | 6,311 | 501,185 | Bicycle stores..... | 1,589 | 35,007 |
| Family clothing stores ² | 9,931 | 1,738,697 | Florists..... | 13,565 | 375,240 |
| Women's clothing, specialty stores..... | 41,999 | 3,688,347 | Cigar stores, stands..... | 12,791 | 385,343 |
| Ready-to-wear stores..... | 29,788 | 3,277,376 | News dealers, newsstands..... | 8,231 | 204,191 |
| Millinery stores..... | 5,234 | 107,725 | Gift, novelty, souvenir stores..... | 10,266 | 185,381 |
| Clothing, specialty stores, n.e.c..... | 6,977 | 303,246 | Music stores..... | 5,700 | 333,749 |
| Children's, infants' wear stores..... | 6,304 | 230,860 | Camera, photographic supply stores..... | 2,932 | 200,716 |
| Apparel stores, n.e.c..... | 7,831 | 402,033 | Luggage, leather goods stores..... | 1,135 | 68,704 |
| Furniture, Home Furnishings, Appliance Dealers | | | Optical goods stores..... | 1,823 | 73,427 |
| Total..... | 80,423 | 6,592,378 | Office, store machine and equipment dealers..... | 2,306 | 109,317 |
| Furniture, home furnishings stores..... | 45,092 | 4,182,362 | Retail stores (except second-hand) n.e.c..... | 16,651 | 501,038 |
| Furniture stores..... | 28,465 | 3,413,792 | Second-hand stores..... | 13,387 | 298,231 |
| Floor covering stores..... | 4,464 | 358,287 | Nonstore Retailers | | |
| Home furnishings stores, n.e.c..... | 12,163 | 410,283 | Total..... | 4,917 | 2,310,960 |
| Household appliance, radio, TV stores..... | 35,331 | 2,410,016 | | | |
| Household appliance stores..... | 28,541 | 2,033,072 | | | |
| Appliance, radio, TV stores..... | | | | | |
| Radio, TV stores..... | | | 6,790 | 376,944 | |

Standard Notes: (D) Withheld to avoid disclosure. (NA) Not available. n.e.c. Not elsewhere classified. XXX Not applicable. (Z) Less than \$500. ... Represents zero.

¹Data in this table differ from those which appeared in the publications of the 1948 Census of Retail Trade. For a description of the adjustments see Comparison of 1948 and 1954 Censuses in the Introduction. ²In-plant food contractors were included in "Restaurants, cafeterias" in 1948. ³Includes only "with payroll" establishments. Establishments "without payroll," if any, are included in the group totals.

RETAIL TRADE—AREA STATISTICS

Table 1C. RETAIL TRADE: 1954 AND 1948—UNITED STATES, BY KIND OF BUSINESS

Establishments and Sales

| Kind of business | 1954 | | | | 1948 ¹ | | | |
|---|--------------------------------|--------------------------|---|--|-------------------|--------------------------|--|--|
| | Establishments | | Sales | | Establishments | | Sales | |
| | Total ² (Number) | With payroll (Number) | Total, all establishments ² (\$1,000) | Establishments with payroll (\$1,000) | Total (Number) | With payroll (Number) | Total, all establishments (\$1,000) | Establishments with payroll (\$1,000) |
| Retail trade, total..... | 1,721,650 | 1,124,040 | 169,967,745 | 157,932,673 | 1,668,479 | 1,118,692 | 128,849,252 | 118,352,208 |
| Food stores, total..... | 384,616 | 200,468 | 39,762,213 | 35,233,411 | 460,913 | 232,532 | 29,207,864 | 24,375,528 |
| Grocery stores..... | 279,440 | 142,968 | 34,420,764 | 30,889,982 | 350,754 | 168,131 | 24,729,717 | 20,699,302 |
| Other food stores..... | 101,940 | 57,500 | 3,331,120 | 4,343,429 | 110,159 | 64,401 | 4,478,147 | 3,676,226 |
| Eating, drinking places, total..... | 319,657 | 244,409 | 13,101,051 | 12,020,993 | 325,789 | 245,479 | 10,645,417 | 9,609,051 |
| Eating places..... | 195,128 | 149,996 | 8,731,409 | 8,142,935 | 179,185 | 141,163 | 6,440,795 | 5,982,924 |
| Drinking places..... | 123,887 | 94,413 | 4,360,384 | 3,878,058 | 146,604 | 104,316 | 4,204,622 | 3,626,127 |
| General merchandise group..... | 76,198 | 50,554 | 17,872,386 | 17,327,334 | 70,807 | 48,758 | 15,796,141 | 15,417,732 |
| Apparel, accessories stores, total..... | 119,743 | 97,829 | 11,078,206 | 10,701,220 | 110,944 | 85,163 | 9,716,795 | 9,305,995 |
| Shoe stores..... | 23,847 | 19,723 | 1,895,252 | 1,817,564 | 19,201 | 15,248 | 1,400,608 | 1,390,522 |
| Other apparel stores..... | 93,420 | 78,106 | 9,139,472 | 8,883,656 | 91,743 | 69,915 | 8,256,187 | 7,915,473 |
| Furniture, home furnishings, appliance dealers..... | 91,797 | 65,773 | 8,619,002 | 8,151,300 | 80,423 | 60,275 | 6,592,378 | 6,212,080 |
| Automotive group..... | 85,953 | 68,573 | 29,914,997 | 29,351,877 | 85,285 | 72,655 | 20,100,456 | 19,565,568 |
| Gasoline service stations..... | 181,747 | 120,855 | 10,743,812 | 9,292,000 | 179,647 | 112,372 | 6,470,153 | 5,310,410 |
| Lumber, bldg. mats., hardware, farm equip. dealers, total..... | 100,519 | 78,507 | 13,123,528 | 12,642,454 | 97,342 | 79,899 | 11,142,980 | 10,767,938 |
| Farm equipment dealers..... | 18,689 | 16,399 | 2,804,532 | 2,744,110 | 17,509 | 15,944 | 2,385,963 | 2,332,053 |
| Lumber, bldg. mats., supplies, equipment, hardware dealers..... | 81,536 | 62,108 | 10,312,406 | 9,898,344 | 79,833 | 63,955 | 8,757,017 | 8,435,885 |
| Drug stores, proprietary stores, total..... | 56,009 | 49,489 | 5,251,791 | 5,103,861 | 55,282 | 47,628 | 4,011,509 | 3,832,177 |
| Drug stores..... | (NA) | 44,551 | (NA) | 4,857,325 | 46,746 | 41,154 | 3,678,135 | 3,536,460 |
| Proprietary stores..... | (NA) | 4,938 | (NA) | 246,536 | 8,536 | 6,474 | 333,374 | 295,717 |
| Other retail stores, total..... | 226,903 | 133,105 | 15,986,884 | 14,370,934 | 197,130 | 129,664 | 12,854,599 | 11,657,870 |
| Liquor stores..... | 31,240 | 21,926 | 3,180,769 | 2,853,699 | 32,949 | 21,282 | 2,578,768 | 2,201,529 |
| Fuel, ice dealers..... | 27,070 | 16,986 | 2,842,044 | 2,668,320 | 21,473 | 17,855 | 2,425,538 | 2,350,562 |
| Feed, farm, garden supply stores..... | 23,792 | 17,670 | 4,041,540 | 3,931,246 | 21,149 | 16,602 | 3,133,570 | 2,977,783 |
| Jewelry stores..... | 24,266 | 15,548 | 1,407,948 | 1,287,700 | 20,550 | 14,583 | 1,209,645 | 1,128,227 |
| Other retail stores..... | 98,363 | 60,975 | 4,162,365 | 3,629,969 | 101,009 | 59,342 | 3,507,078 | 2,999,769 |
| Nonstore retailers..... | 78,508 | 14,478 | 4,513,875 | 3,737,289 | 4,917 | 4,267 | 2,310,960 | 2,297,859 |

(NA) Not available.

¹Data in this table differ from those which appeared in the publications of the 1948 Census of Retail Trade. For a description of the adjustments see Comparison of 1948 and 1954 Censuses in the Introduction.²Group totals may not include data for establishments without payroll which could not be classified by detailed kind of business.

UNITED STATES SUMMARY

Table 1D: RETAIL TRADE: 1954-REGIONS, BY KIND OF BUSINESS

Establishments, Sales, Payroll, and Personnel

| Region and kind of business | Establishments | | Sales | | Payroll, entire year (\$1,000) | Payroll, workweek ended nearest Nov. 15 | | Paid employees, workweek ended nearest Nov. 15 | | Proprietors (unincorporated businesses only) ¹ (Number) |
|--|-----------------------------|-----------------------|--|---------------------------------------|--------------------------------|---|-------------------------|--|------------------------|--|
| | Total ¹ (Number) | With payroll (Number) | Total, all establishments ¹ (\$1,000) | Establishments with payroll (\$1,000) | | Total (Dollars) | Full workweek (Dollars) | Total (Number) | Full workweek (Number) | |
| THE NORTHEASTERN STATES | | | | | | | | | | |
| Retail trade, total..... | 481,785 | 307,271 | 45,965,287 | 42,443,265 | 5,094,429 | 98,203,808 | 90,439,090 | 1,946,392 | 1,566,305 | 471,596 |
| Food Stores | | | | | | | | | | |
| Total..... | 118,263 | 61,723 | 11,621,905 | 10,196,983 | 781,620 | 14,978,352 | 13,354,864 | 303,355 | 224,026 | 124,085 |
| Grocery stores..... | 67,243 | 35,709 | 9,091,299 | 8,201,775 | 561,894 | 10,634,233 | 9,373,590 | 212,875 | 151,990 | 68,366 |
| Meat markets..... | 11,393 | 7,313 | 920,682 | 793,694 | 63,749 | 1,229,417 | 1,146,533 | 20,823 | 17,086 | 12,914 |
| Fish (seafood) markets..... | 2,051 | 1,111 | 86,140 | 71,054 | 6,494 | 120,291 | 108,612 | 2,604 | 2,020 | 2,333 |
| Fruit stores, vegetable markets..... | 6,525 | 2,481 | 238,230 | 165,524 | 13,775 | 254,110 | 227,954 | 5,981 | 4,406 | 7,696 |
| Candy, nut, confectionery stores..... | 11,116 | 3,352 | 302,748 | (D) | (D) | (D) | (D) | (D) | (D) | (D) |
| Bakery products stores..... | 7,800 | 5,906 | 381,186 | (D) | (D) | (D) | (D) | (D) | (D) | (D) |
| Bakeries, with baking on premises..... | (NA) | 4,953 | (NA) | 282,897 | 70,060 | 1,455,362 | 1,353,843 | 29,801 | 24,706 | (NA) |
| Bakeries, without baking on premises..... | (NA) | 553 | (NA) | (D) | (D) | (D) | (D) | (D) | (D) | (NA) |
| Delicatessen stores..... | 4,441 | 2,959 | 268,881 | 223,489 | 21,077 | 327,414 | 295,688 | 7,285 | 5,642 | 5,100 |
| Food stores, n.e.c..... | 5,468 | 2,884 | 286,057 | 230,921 | 21,910 | 438,853 | 402,708 | 9,407 | 7,467 | 5,339 |
| Eating, Drinking Places | | | | | | | | | | |
| Total..... | 90,212 | 72,288 | 4,141,981 | 3,873,619 | 818,958 | 16,305,844 | 14,904,694 | 414,261 | 335,379 | 95,020 |
| Eating places (except refreshment stands)..... | 46,396 | 35,004 | 2,585,555 | 2,419,513 | 578,982 | 11,478,655 | 10,543,732 | 296,315 | 243,451 | 50,189 |
| Restaurants, cafeterias..... | (NA) | 33,631 | (NA) | (D) | (D) | (D) | (D) | (D) | (D) | (NA) |
| Caterers..... | (NA) | 575 | (NA) | (D) | (D) | (D) | (D) | (D) | (D) | (NA) |
| In-plant food contractors..... | (NA) | 798 | (NA) | (D) | (D) | (D) | (D) | (D) | (D) | (NA) |
| Refreshment stands..... | 7,746 | 5,904 | 225,701 | 203,743 | 28,065 | 533,128 | 448,642 | 16,558 | 11,256 | 8,044 |
| Drinking places..... | 35,880 | 31,380 | 1,327,975 | 1,250,363 | 211,911 | 4,294,061 | 3,912,320 | 101,388 | 80,672 | 36,579 |
| General Merchandise Group | | | | | | | | | | |
| Total..... | 17,250 | 9,986 | 4,399,962 | 4,267,468 | 701,132 | 13,887,685 | 12,105,637 | 329,893 | 239,443 | 15,280 |
| Department stores..... | 585 | 585 | 2,756,506 | 2,756,506 | 478,714 | 9,540,314 | 8,411,331 | 199,768 | 153,180 | 84 |
| Dry goods, general merchandise stores..... | 8,974 | 4,146 | 568,109 | 490,261 | 64,641 | 1,250,130 | 1,143,347 | 27,359 | 21,163 | 8,907 |
| General stores..... | 2,692 | 1,320 | 156,838 | 119,814 | 9,167 | 176,599 | 158,187 | 4,447 | 3,424 | 2,981 |
| Variety stores..... | 4,815 | 3,935 | 915,213 | 900,887 | 148,610 | 2,920,642 | 2,392,772 | 98,319 | 61,676 | 3,112 |
| Apparel, Accessories Stores | | | | | | | | | | |
| Total..... | 42,327 | 32,439 | 3,897,906 | 3,733,108 | 530,344 | 10,182,396 | 9,193,315 | 205,012 | 159,966 | 34,511 |
| Shoe stores..... | 8,059 | 6,369 | 627,133 | 594,929 | 80,943 | 1,474,643 | 1,290,668 | 26,961 | 19,182 | 4,925 |
| Men's shoe stores..... | (NA) | 898 | (NA) | (D) | (D) | (D) | (D) | (D) | (D) | (NA) |
| Women's shoe stores..... | (NA) | 1,063 | (NA) | 132,217 | 20,093 | 361,655 | 325,907 | 5,904 | 4,404 | (NA) |
| Children's, juveniles' shoe stores..... | (NA) | 284 | (NA) | (D) | (D) | (D) | (D) | (D) | (D) | (NA) |
| Family shoe stores..... | (NA) | 4,124 | (NA) | 3,083,7 | 49,701 | 907,412 | 777,129 | 17,975 | 12,349 | (NA) |
| Men's, boys' clothing and furnishings stores..... | (NA) | 6,583 | (NA) | 826,750 | 118,627 | 2,202,553 | 2,068,173 | 35,568 | 29,337 | (NA) |
| Men's, boys' clothing stores..... | (NA) | 4,044 | (NA) | 622,109 | 91,928 | 1,725,002 | 1,617,246 | 27,407 | 22,636 | (NA) |
| Men's, boys' furnishings stores..... | (NA) | 2,539 | (NA) | 204,641 | 26,699 | 477,551 | 450,927 | 8,161 | 6,701 | (NA) |
| Family clothing stores..... | (NA) | 2,020 | (NA) | 457,229 | 58,088 | 1,089,351 | 897,675 | 24,725 | 17,759 | (NA) |
| Women's clothing, specialty stores..... | 17,107 | 13,451 | 1,614,145 | 1,562,951 | 228,411 | 4,481,228 | 4,073,650 | 100,281 | 79,610 | 14,437 |
| Ready-to-wear stores..... | (NA) | 8,562 | (NA) | 1,241,248 | 182,590 | 3,589,694 | 3,282,949 | 79,732 | 64,181 | (NA) |
| Millinery stores..... | (NA) | 1,742 | (NA) | 60,687 | 10,223 | 210,479 | 189,424 | 5,247 | 3,993 | (NA) |
| Clothing, specialty stores, n.e.c..... | (NA) | 3,147 | (NA) | 261,016 | 35,598 | 681,055 | 601,277 | 15,302 | 11,346 | (NA) |
| Children's, infants' wear stores..... | 2,661 | 1,983 | 159,224 | 146,354 | 15,624 | 314,903 | 269,977 | 8,110 | 5,645 | 2,745 |
| Apparel stores, n.e.c..... | 3,281 | 2,033 | 159,205 | 144,895 | 29,251 | 619,718 | 593,172 | 9,367 | 8,433 | 3,040 |
| Furniture, Home Furnishings, Appliance Dealers | | | | | | | | | | |
| Total..... | 25,952 | 17,832 | 2,461,080 | 2,323,074 | 331,194 | 6,313,231 | 6,087,460 | 96,755 | 88,033 | 23,384 |
| Furniture, home furnishings stores..... | 15,455 | 10,935 | 1,510,485 | 1,436,903 | 223,190 | 4,238,970 | 4,096,066 | 63,779 | 58,273 | 13,839 |
| Furniture stores..... | (NA) | 6,040 | (NA) | 1,065,296 | 163,417 | 3,046,017 | 2,947,927 | 45,562 | 41,672 | (NA) |
| Floor covering stores..... | (NA) | 1,751 | (NA) | 181,241 | 29,254 | 578,830 | 565,153 | 7,782 | 7,373 | (NA) |
| Home furnishings stores, n.e.c., antique stores..... | (NA) | 3,144 | (NA) | 190,366 | 30,519 | 614,123 | 582,986 | 10,435 | 9,228 | (NA) |
| Household appliance, radio, TV stores..... | 10,293 | 6,897 | 947,515 | 886,171 | 108,004 | 2,074,261 | 1,991,394 | 32,976 | 29,760 | 9,317 |
| Household appliance stores..... | (NA) | 2,651 | (NA) | 326,041 | 44,930 | 860,411 | 834,628 | 13,675 | 12,682 | (NA) |
| Appliance, radio, TV stores..... | (NA) | 2,886 | (NA) | 464,279 | 49,768 | 955,978 | 913,318 | 14,959 | 13,291 | (NA) |
| Radio, TV stores..... | (NA) | 1,360 | (NA) | 95,851 | 13,306 | 257,872 | 243,448 | 4,342 | 3,787 | (NA) |
| Automotive Group | | | | | | | | | | |
| Total..... | 17,939 | 14,631 | 6,905,152 | 6,808,100 | 642,525 | 11,595,861 | 11,403,854 | 158,152 | 151,720 | 13,606 |
| Passenger car dealers (franchised)..... | 9,170 | 8,938 | 5,984,576 | 5,971,220 | 563,320 | 10,090,019 | 9,958,169 | 134,907 | 130,955 | 5,647 |
| Passenger car dealers (nonfranchised)..... | 3,982 | 2,400 | 482,792 | 431,830 | 25,711 | 473,471 | 460,210 | 7,044 | 6,503 | 3,972 |
| Tire, battery, accessory dealers..... | 3,609 | 2,663 | 333,900 | 315,422 | 45,917 | 892,816 | 852,898 | 14,142 | 12,438 | 2,835 |
| Motorcycle, aircraft, boat dealers..... | 795 | 417 | 54,500 | 47,374 | 5,312 | 96,893 | 92,331 | 1,417 | 1,268 | 773 |
| Household trailer dealers..... | 300 | 186 | 44,846 | 39,574 | 1,939 | 35,215 | 33,202 | 541 | 460 | 303 |
| Automotive dealers, n.e.c..... | 27 | 27 | 3,080 | 3,080 | 326 | 7,447 | 7,044 | 101 | 96 | 16 |
| Gasoline Service Stations | | | | | | | | | | |
| Total..... | 38,026 | 24,598 | 2,172,116 | 1,829,418 | 158,250 | 3,207,392 | 2,872,421 | 67,514 | 51,128 | 42,048 |
| Lumber, Bldg. Mats., Hardware, Farm Equipment Dealers | | | | | | | | | | |
| Total..... | 20,058 | 14,506 | 2,585,987 | 2,478,597 | 319,494 | 6,070,914 | 5,844,658 | 90,932 | 82,939 | 17,693 |
| Farm equipment dealers..... | 1,872 | 1,486 | 239,758 | 231,082 | 24,142 | 450,815 | 433,467 | 7,462 | 6,929 | 1,923 |
| Lumber, building materials dealers..... | 5,746 | 4,528 | 1,408,439 | 1,385,351 | 172,094 | 3,257,757 | 3,161,563 | 43,913 | 41,216 | 4,240 |
| Paint, glass, wallpaper stores..... | 2,643 | 1,853 | 164,867 | 150,407 | 20,671 | 401,726 | 390,159 | 6,271 | 5,816 | 2,291 |
| Plumbing, electrical supply stores..... | 1,907 | 1,227 | 152,429 | 139,659 | 24,282 | 493,230 | 476,661 | 6,860 | 6,434 | 1,797 |
| Hardware stores..... | 7,790 | 5,412 | 619,016 | 572,098 | 78,305 | 1,467,386 | 1,382,808 | 26,426 | 22,544 | 7,334 |
| Drug Stores, Proprietary Stores | | | | | | | | | | |
| Total..... | 15,688 | 13,764 | 1,251,587 | 1,206,589 | 152,428 | 2,920,550 | 2,527,480 | 67,386 | 46,069 | 14,136 |
| Drug stores..... | (NA) | 12,582 | (NA) | 1,136,263 | 146,117 | 2,804,001 | 2,427,743 | 63,712 | 44,170 | (NA) |
| Proprietary stores..... | (NA) | 1,182 | (NA) | 70,326 | 6,311 | 116,549 | 99,737 | 3,674 | 2,499 | (NA) |
| Other Retail Stores | | | | | | | | | | |
| Total..... | 69,891 | 39,705 | 5,019,126 | 4,487,628 | 468,781 | 8,978,826 | 8,512,259 | 154,055 | 133,367 | 65,643 |
| Liquor stores..... | 9,477 | 6,943 | 981,150 | 885,966 | 59,591 | 1,116,150 | 1,039,646 | 18,349 | 15,069 | 7,525 |
| Fuel, ice dealers..... | 11,617 | 6,563 | 1,406,909 | 1,308,985 | 135,265 | 2,680,740 | 2,594,556 | 38,697 | 35,907 | 10,670 |
| Fuel dealers (coal, wood)..... | (NA) | 2,006 | (NA) | 342,523 | 34,917 | 675,989 | 644,836 | 10,902 | 9,904 | (NA) |
| Liquefied petroleum gas dealers..... | (NA) | 572 | (NA) | (D) | (D) | (D) | (D) | (D) | (D) | (NA) |
| Fuel oil dealers..... | (NA) | 3,833 | (NA) | 857,593 | 86,141 | 1,741,632 | 1,690,650 | 23,978 | 22,356 | (NA) |
| Ice dealers..... | (NA) | 152 | (NA) | (D) | (D) | (D) | (D) | (D) | (D) | (NA) |
| Hay, grain, feed stores..... | 2,919 | 2,507 | 731,957 | 718,557 | 41,175 | 765,559 | 735,506 | 12,755 | 11,859 | 1,990 |
| Farm, garden supply stores..... | 945 | 527 | 71,827 | (D) | (D) | (D) | (D) | (D) | (D) | (D) |

Standard Notes: (D) Withheld to avoid disclosure. (NA) Not available. n.e.c. Not elsewhere classified. XXX Not applicable. (Z) Less than \$500. ... Represents zero.
¹ Group totals may include data for establishments without payroll which could not be classified by detailed kind of business.

Table 1D: RETAIL TRADE: 1954—REGIONS, BY KIND OF BUSINESS—Continued

Establishments, Sales, Payroll, and Personnel

| Region and kind of business | Establishments | | Sales | | Payroll, entire year (\$1,000) | Payroll, workweek ended nearest Nov. 15 | | Paid employees, workweek ended nearest Nov. 15 | | Proprietors (unincorporated businesses only) ¹ (Number) |
|--|--------------------------------|--------------------------|---|--|-----------------------------------|---|----------------------------|--|---------------------------|---|
| | Total ¹ (Number) | With payroll (Number) | Total, all establishments ¹ (\$1,000) | Establishments with payroll (\$1,000) | | Total (Dollars) | Full workweek (Dollars) | Total (Number) | Full workweek (Number) | |
| THE NORTHEASTERN STATES--Con. | | | | | | | | | | |
| Other Retail Stores--Con. | | | | | | | | | | |
| Jewelry stores..... | 6,308 | 3,912 | 370,480 | 337,334 | 55,351 | 1,038,368 | 996,316 | 17,665 | 15,693 | 3,673 |
| Book stores..... | 895 | 563 | 48,747 | 44,459 | 6,266 | 123,195 | 113,681 | 2,586 | 2,118 | 746 |
| Stationery stores..... | 2,802 | 1,624 | 172,664 | 143,422 | 21,805 | 403,378 | 379,966 | 7,707 | 6,506 | 2,863 |
| Sporting goods stores..... | 2,306 | 1,138 | 104,872 | 85,646 | 9,794 | 186,459 | 173,125 | 3,479 | 2,901 | 2,296 |
| Bicycle stores..... | 436 | 168 | 12,065 | 8,391 | 832 | 15,871 | 14,102 | 320 | 240 | 454 |
| Florists..... | 4,877 | 2,909 | 149,168 | 125,444 | 23,576 | 449,520 | 413,953 | 9,250 | 7,584 | 5,186 |
| Cigar stores, stands..... | 2,783 | 1,339 | 116,565 | 87,065 | 6,778 | 130,831 | 118,293 | 3,174 | 2,449 | 2,924 |
| News dealers, newsstands..... | 3,503 | 1,965 | 132,724 | 105,268 | 10,040 | 189,822 | 163,546 | 6,273 | 4,227 | 3,107 |
| Gift, novelty, souvenir stores..... | 4,253 | 2,115 | 99,792 | 75,540 | 9,181 | 187,335 | 162,232 | 4,839 | 3,460 | 4,543 |
| Music stores..... | 1,589 | 935 | 89,025 | (D) | 12,488 | 228,337 | 218,120 | 3,916 | 3,434 | 1,508 |
| Camera, photographic supply stores..... | 966 | 706 | (D) | (D) | (D) | (D) | (D) | (D) | (D) | (D) |
| Luggage, leather goods stores..... | 499 | 325 | 33,178 | (D) | (D) | (D) | (D) | (D) | (D) | (D) |
| Optical goods stores..... | 1,084 | 654 | 37,605 | (D) | (D) | (D) | (D) | (D) | (D) | (D) |
| Office, store machine and equipment dealers..... | 538 | 324 | (D) | (D) | (D) | (D) | (D) | (D) | (D) | (D) |
| Retail stores (except second-hand) n.e.c..... | 2,897 | 2,897 | (D) | (D) | (D) | (D) | (D) | (D) | (D) | (D) |
| Second-hand stores..... | 3,253 | 1,591 | 92,263 | 75,125 | 14,469 | 286,165 | 272,736 | 5,286 | 4,655 | 3,322 |
| Nonstore Retailers | | | | | | | | | | |
| Total..... | 26,179 | 5,797 | 1,508,485 | 1,238,681 | 189,103 | 3,762,757 | 3,632,448 | 59,077 | 53,635 | 26,190 |
| Mail Order Houses | | | | | | | | | | |
| Total..... | 912 | 586 | 385,947 | 381,627 | 48,980 | 1,035,223 | 981,493 | 18,607 | 16,423 | 761 |
| Food | | | | | | | | | | |
| Food..... | (NA) | 33 | (NA) | 6,258 | 723 | 15,417 | 14,622 | 264 | 231 | (NA) |
| General merchandise group, total | | | | | | | | | | |
| Department store merchandise..... | (NA) | 44 | (NA) | 260,264 | 33,524 | 727,506 | 693,537 | 12,865 | 11,577 | (NA) |
| Dry goods, general merchandise..... | (NA) | 10 | (NA) | (D) | (D) | (D) | (D) | (D) | (D) | (NA) |
| Variety store merchandise..... | (NA) | 32 | (NA) | 13,997 | 1,225 | 24,769 | 24,117 | 544 | 507 | (NA) |
| Apparel, accessories, total | | | | | | | | | | |
| Men's, boys' clothing and furnishings..... | (NA) | 62 | (NA) | 22,643 | 1,994 | 41,992 | 40,120 | 884 | 777 | (NA) |
| Family clothing..... | (NA) | 14 | (NA) | 4,932 | 511 | 12,275 | 11,530 | 304 | 264 | (NA) |
| Women's ready-to-wear..... | (NA) | 5 | (NA) | 1,627 | 218 | 4,146 | 4,086 | 66 | 62 | (NA) |
| Other women's apparel, accessories, specialties..... | (NA) | 14 | (NA) | 10,330 | 670 | 13,668 | 12,931 | 314 | 273 | (NA) |
| Shoes..... | (NA) | 12 | (NA) | 1,626 | 136 | 2,714 | 2,657 | 53 | 49 | (NA) |
| Other apparel..... | (NA) | 6 | (NA) | (D) | (D) | (D) | (D) | (D) | (D) | (NA) |
| Furniture, home furnishings, appliances, total | | | | | | | | | | |
| Furniture..... | (NA) | 46 | (NA) | 9,751 | 852 | 20,394 | 18,193 | 377 | 303 | (NA) |
| Floor coverings, draperies..... | (NA) | 14 | (NA) | 1,311 | 204 | 4,492 | 3,673 | 91 | 57 | (NA) |
| Other home furnishings..... | (NA) | 5 | (NA) | (D) | (D) | (D) | (D) | (D) | (D) | (NA) |
| Household appliances, radios, TV..... | (NA) | 14 | (NA) | 3,581 | 167 | 4,103 | 4,087 | 77 | 76 | (NA) |
| Other mail order houses, total | | | | | | | | | | |
| Automotive store merchandise..... | (NA) | 401 | (NA) | 82,711 | 11,887 | 229,914 | 215,021 | 4,217 | 3,535 | (NA) |
| Lumber, building materials, hardware..... | (NA) | 9 | (NA) | 661 | 63 | 1,655 | 1,655 | 24 | 24 | (NA) |
| Proprietary medicines..... | (NA) | 13 | (NA) | 2,626 | 267 | 5,448 | 5,273 | 105 | 97 | (NA) |
| Feed, farm, garden supplies..... | (NA) | 9 | (NA) | 1,569 | 160 | 2,329 | 2,309 | 39 | 37 | (NA) |
| Jewelry..... | (NA) | 13 | (NA) | 7,236 | 1,514 | 26,369 | 25,256 | 479 | 430 | (NA) |
| Books, stationery..... | (NA) | 16 | (NA) | 3,983 | 461 | 8,309 | 8,142 | 171 | 167 | (NA) |
| Sporting goods..... | (NA) | 79 | (NA) | 25,221 | 3,957 | 73,085 | 71,118 | 1,168 | 1,096 | (NA) |
| Tobacco products..... | (NA) | 14 | (NA) | 3,981 | 380 | 4,517 | 4,363 | 79 | 69 | (NA) |
| Gifts, novelties, souvenirs..... | (NA) | 7 | (NA) | 912 | 146 | 2,786 | 2,630 | 56 | 50 | (NA) |
| Musical instruments..... | (NA) | 35 | (NA) | 6,209 | 931 | 24,266 | 18,081 | 706 | 380 | (NA) |
| Cameras, photographic supplies..... | (NA) | 9 | (NA) | 2,715 | 173 | 3,775 | 3,522 | 81 | 67 | (NA) |
| Other..... | (NA) | 9 | (NA) | 1,884 | 230 | 4,571 | 4,317 | 70 | 57 | (NA) |
| Other..... | (NA) | 188 | (NA) | 25,714 | 3,605 | 72,804 | 68,555 | 1,239 | 1,061 | (NA) |
| Direct Selling (house-to-house) Organizations | | | | | | | | | | |
| Total..... | 23,625 | 4,377 | 890,721 | 644,363 | 121,179 | 2,305,530 | 2,236,242 | 34,032 | 31,148 | 23,998 |
| Food, total | | | | | | | | | | |
| Food, total..... | (NA) | 1,932 | (NA) | 306,555 | 57,603 | 1,053,033 | 1,036,135 | 14,037 | 13,139 | (NA) |
| Groceries..... | (NA) | 276 | (NA) | 47,185 | 8,677 | 160,417 | 157,202 | 2,383 | 2,218 | (NA) |
| Ice cream..... | (NA) | 88 | (NA) | 12,140 | 3,409 | 11,939 | 10,968 | 321 | 178 | (NA) |
| Fruits, vegetables..... | (NA) | 110 | (NA) | 9,678 | 1,359 | 32,437 | 31,418 | 454 | 412 | (NA) |
| Milk..... | (NA) | 618 | (NA) | 152,295 | 25,303 | 487,913 | 483,530 | 5,685 | 5,544 | (NA) |
| Bakery products..... | (NA) | 182 | (NA) | 48,281 | 13,645 | 258,053 | 256,379 | 3,117 | 3,052 | (NA) |
| Other food, n.e.c..... | (NA) | 658 | (NA) | 37,016 | 5,210 | 102,274 | 96,638 | 2,077 | 1,735 | (NA) |
| Dry goods, general merchandise | | | | | | | | | | |
| Dry goods, general merchandise..... | (NA) | 242 | (NA) | 19,105 | 3,672 | 71,062 | 69,357 | 1,212 | 1,125 | (NA) |
| Apparel, accessories, total | | | | | | | | | | |
| Men's, boys' clothing and furnishings..... | (NA) | 95 | (NA) | 13,623 | 2,103 | 45,307 | 36,049 | 638 | 500 | (NA) |
| Family clothing..... | (NA) | 13 | (NA) | 809 | 79 | 1,423 | 1,251 | 30 | 23 | (NA) |
| Women's ready-to-wear..... | (NA) | 49 | (NA) | 3,017 | 663 | 13,949 | 5,871 | 209 | 104 | (NA) |
| Other women's apparel, accessories, specialties..... | (NA) | 19 | (NA) | (D) | (D) | (D) | (D) | (D) | (D) | (NA) |
| Shoes..... | (NA) | 7 | (NA) | (D) | (D) | (D) | (D) | (D) | (D) | (NA) |
| Other apparel..... | (NA) | 1 | (NA) | (D) | (D) | (D) | (D) | (D) | (D) | (NA) |
| Furniture, home furnishings, appliances, total | | | | | | | | | | |
| Furniture..... | (NA) | 561 | (NA) | 114,186 | 24,844 | 480,670 | 470,378 | 7,497 | 7,167 | (NA) |
| Floor coverings, draperies..... | (NA) | 96 | (NA) | 11,476 | 2,617 | 50,309 | 49,218 | 771 | 719 | (NA) |
| Other home furnishings..... | (NA) | 35 | (NA) | 2,526 | 521 | 9,027 | 8,689 | 154 | 142 | (NA) |
| Household appliances, radios, TV..... | (NA) | 111 | (NA) | 45,441 | 5,485 | 108,670 | 103,481 | 1,636 | 1,475 | (NA) |
| Other..... | (NA) | 319 | (NA) | 56,743 | 16,221 | 312,664 | 308,990 | 4,936 | 4,831 | (NA) |
| Other, total | | | | | | | | | | |
| Other, total..... | (NA) | 1,547 | (NA) | 190,894 | 32,957 | 655,458 | 624,323 | 10,648 | 9,217 | (NA) |
| Jewelry..... | (NA) | 12 | (NA) | 3,923 | 780 | 22,462 | 21,115 | 219 | 172 | (NA) |
| Books, stationery..... | (NA) | 93 | (NA) | 20,862 | 5,440 | 109,018 | 106,163 | 1,660 | 1,559 | (NA) |
| Other..... | (NA) | 1,442 | (NA) | 166,109 | 26,737 | 523,978 | 497,045 | 8,769 | 7,486 | (NA) |
| Merchandise Vending Machine Operators | | | | | | | | | | |
| Total..... | 1,642 | 834 | 231,817 | 212,691 | 18,944 | 422,004 | 414,713 | 6,438 | 6,064 | 1,431 |
| Candy, nut, confectionery..... | (NA) | 249 | (NA) | 43,787 | 6,940 | 193,978 | 191,522 | 3,011 | 2,872 | (NA) |
| Milk, ice cream..... | (NA) | 37 | (NA) | 4,789 | 712 | 12,560 | 12,082 | 162 | 142 | (NA) |
| All other beverages (except milk)..... | (NA) | 126 | (NA) | 19,706 | 3,030 | 61,571 | 59,502 | 914 | 809 | (NA) |
| Tobacco products..... | (NA) | 300 | (NA) | 124,927 | 6,209 | 112,765 | 111,530 | 1,658 | 1,601 | (NA) |
| Other..... | (NA) | 122 | (NA) | 19,482 | 2,053 | 41,130 | 40,077 | 693 | 640 | (NA) |

Standard Notes: (D) Withheld to avoid disclosure. (NA) Not available. n.e.c. Not elsewhere classified. XXX Not applicable. (Z) Less than \$500. ... Represents zero.
¹ Group totals may include data for establishments without payroll which could not be classified by detailed kind of business.

UNITED STATES SUMMARY

Table 1D: RETAIL TRADE: 1954-REGIONS, BY KIND OF BUSINESS-Continued

Establishments, Sales, Payroll, and Personnel

| Region and kind of business | Establishments | | Sales | | Payroll, entire year (\$1,000) | Payroll, workweek ended nearest Nov. 15 | | Paid employees, workweek ended nearest Nov. 15 | | Proprietors (unincorporated businesses only) ¹ (Number) |
|---|--------------------------------|--------------------------|---|--|-----------------------------------|--|----------------------------|--|---------------------------|---|
| | Total ¹ (Number) | With payroll (Number) | Total, all establishments ¹ (\$1,000) | Establishments with payroll (\$1,000) | | Total (Dollars) | Full workweek (Dollars) | Total (Number) | Full workweek (Number) | |
| THE NORTH CENTRAL STATES | | | | | | | | | | |
| Retail trade, total | 519,618 | 358,742 | 53,437,533 | 50,163,689 | 5,725,555 | 10,906,601 | 101,149,852 | 2,232,665 | 1,747,879 | 542,304 |
| Food Stores | | | | | | | | | | |
| Total | 101,769 | 62,433 | 11,718,327 | 10,658,599 | 762,049 | 14,646,507 | 12,551,582 | 324,810 | 219,745 | 110,798 |
| Grocery stores | 74,904 | 46,096 | 10,283,203 | 9,448,689 | 612,993 | 11,667,783 | 9,924,054 | 255,976 | 169,791 | 81,832 |
| Meat markets | 5,234 | 3,672 | 492,678 | 443,826 | 39,316 | 749,441 | 673,583 | 12,843 | 9,626 | 5,958 |
| Fish (seafood) markets | 576 | 290 | 23,084 | 18,670 | 1,762 | 35,407 | 31,874 | 721 | 556 | 659 |
| Fruit stores, vegetable markets | 2,475 | 889 | 99,160 | (D) | (D) | (D) | (D) | (D) | (D) | (D) |
| Candy, nut, confectionery stores | 5,391 | 2,527 | 158,965 | 114,139 | 15,311 | 296,942 | 240,991 | 9,203 | 6,265 | 5,436 |
| Bakery products stores | 5,972 | 5,126 | 274,986 | 262,016 | 59,839 | 1,267,694 | 1,136,777 | 30,693 | 22,811 | 6,242 |
| Bakeries, with baking on premises | (NA) | 4,249 | (NA) | 208,817 | 51,935 | 1,110,969 | 997,664 | 26,069 | 19,698 | (NA) |
| Bakeries, without baking on premises | (NA) | 877 | (NA) | 53,199 | 7,904 | 156,725 | 139,113 | 4,624 | 3,113 | (NA) |
| Delicatessen stores | 2,317 | 1,153 | 119,803 | (D) | (D) | (D) | (D) | (D) | (D) | (D) |
| Food stores, n.e.c. | 4,528 | 2,680 | 258,410 | 216,544 | 21,388 | 416,453 | 363,989 | 9,874 | 6,903 | 4,432 |
| Eating, Drinking Places | | | | | | | | | | |
| Total | 107,347 | 82,031 | 4,148,518 | 3,757,738 | 750,521 | 15,246,699 | 13,729,653 | 416,847 | 329,039 | 127,032 |
| Eating places (except refreshment stands) | 48,847 | 40,123 | 2,217,832 | 2,103,738 | 510,112 | 10,414,551 | 9,457,551 | 291,781 | 236,534 | 59,205 |
| Restaurants, cafeterias | (NA) | 39,021 | (NA) | (D) | (D) | (D) | (D) | (D) | (D) | (NA) |
| Caterers | (NA) | 314 | (NA) | (D) | (D) | (D) | (D) | (D) | (D) | (NA) |
| In-plant food contractors | (NA) | 788 | (NA) | (D) | (D) | (D) | (D) | (D) | (D) | (NA) |
| Refreshment stands | 7,794 | 6,158 | 175,538 | 157,794 | 23,538 | 456,931 | 364,778 | 17,322 | 10,565 | 8,862 |
| Drinking places | 50,582 | 35,750 | 1,752,964 | 1,496,206 | 217,071 | 4,375,217 | 3,907,324 | 107,744 | 81,990 | 59,721 |
| General Merchandise Group | | | | | | | | | | |
| Total | 19,214 | 14,162 | 5,680,174 | 5,566,404 | 870,154 | 17,014,347 | 14,648,224 | 399,387 | 280,115 | 16,607 |
| Department stores | 966 | 966 | 3,644,186 | 3,644,186 | 614,473 | 12,072,814 | 10,492,437 | 247,930 | 182,124 | 59 |
| Dry goods, general merchandise stores | 7,584 | 5,306 | 858,215 | 810,529 | 95,243 | 1,830,999 | 1,625,621 | 45,455 | 32,145 | 7,114 |
| General stores | 4,300 | 2,504 | 276,971 | 226,647 | 14,185 | 265,827 | 236,585 | 7,641 | 5,709 | 4,993 |
| Variety stores | 6,228 | 5,386 | 898,134 | 865,042 | 146,253 | 2,844,707 | 2,293,581 | 98,361 | 60,137 | 4,389 |
| Apparel, Accessories Stores | | | | | | | | | | |
| Total | 32,548 | 27,232 | 3,014,555 | 2,923,403 | 415,636 | 7,909,970 | 7,107,012 | 168,402 | 126,123 | 27,233 |
| Shoe stores | 7,396 | 6,110 | 558,185 | 535,473 | 70,697 | 1,279,140 | 1,126,556 | 25,961 | 17,309 | 5,079 |
| Men's shoe stores | (NA) | 674 | (NA) | 49,332 | 5,462 | 102,507 | 95,770 | 1,672 | 1,314 | (NA) |
| Women's shoe stores | (NA) | 858 | (NA) | (D) | (D) | (D) | (D) | (D) | (D) | (NA) |
| Children's, juveniles' shoe stores | (NA) | 146 | (NA) | (D) | (D) | (D) | (D) | (D) | (D) | (NA) |
| Family shoe stores | (NA) | 4,432 | (NA) | 359,193 | 47,363 | 859,431 | 749,379 | 17,885 | 11,825 | (NA) |
| Men's, boys' clothing and furnishings stores | (NA) | 5,671 | (NA) | 665,059 | 92,211 | 1,695,259 | 1,551,316 | 29,985 | 22,997 | (NA) |
| Men's, boys' clothing stores | (NA) | 4,049 | (NA) | 530,908 | 76,277 | 1,409,161 | 1,292,967 | 24,582 | 19,001 | (NA) |
| Men's, boys' furnishings stores | (NA) | 1,622 | (NA) | 134,151 | 15,934 | 286,098 | 258,349 | 5,403 | 3,996 | (NA) |
| Family clothing stores | (NA) | 2,680 | (NA) | 444,086 | 66,177 | 1,258,586 | 1,113,863 | 27,516 | 20,138 | (NA) |
| Women's clothing, specialty stores | 11,634 | 10,068 | 1,132,183 | 1,109,819 | 160,460 | 3,142,323 | 2,828,248 | 74,662 | 57,561 | 9,349 |
| Ready-to-wear stores | (NA) | 7,236 | (NA) | 969,613 | 140,655 | 2,755,688 | 2,484,524 | 64,793 | 50,169 | (NA) |
| Millinery stores | (NA) | 1,544 | (NA) | (D) | (D) | (D) | (D) | (D) | (D) | (NA) |
| Clothing, specialty stores, n.e.c. | (NA) | 1,288 | (NA) | (D) | (D) | (D) | (D) | (D) | (D) | (NA) |
| Children's, infants' wear stores | 1,066 | 1,362 | 79,384 | 74,450 | 7,460 | 151,203 | 127,722 | 4,245 | 2,875 | 1,807 |
| Apparel stores, n.e.c. | 1,831 | 1,341 | 100,284 | 94,516 | 18,631 | 383,459 | 359,307 | 6,093 | 5,243 | 1,721 |
| Furniture, Home Furnishings, Appliance Dealers | | | | | | | | | | |
| Total | 27,386 | 19,462 | 2,527,490 | 2,383,236 | 343,224 | 6,503,828 | 6,199,444 | 99,501 | 88,169 | 26,988 |
| Furniture, home furnishings stores | 13,193 | 10,083 | 1,528,879 | 1,469,837 | 223,682 | 4,201,315 | 4,033,278 | 61,085 | 55,254 | 13,239 |
| Furniture stores | (NA) | 6,916 | (NA) | 1,212,894 | 177,714 | 3,300,073 | 3,173,147 | 48,142 | 43,671 | (NA) |
| Floor covering stores | (NA) | 1,267 | (NA) | 148,229 | 26,077 | 513,704 | 497,707 | 6,318 | 5,848 | (NA) |
| Home furnishings stores, n.e.c., antique stores | (NA) | 1,900 | (NA) | 18,711 | 19,891 | 387,538 | 362,444 | 6,625 | 5,735 | (NA) |
| Household appliance, radio, TV stores | 14,081 | 9,379 | 996,831 | 913,399 | 119,542 | 2,302,513 | 2,166,166 | 38,416 | 32,915 | 13,627 |
| Household appliance stores | (NA) | 4,210 | (NA) | 360,687 | 50,159 | 964,608 | 914,281 | 16,733 | 14,500 | (NA) |
| Appliance, radio, TV stores | (NA) | 3,227 | (NA) | 419,465 | 50,723 | 970,936 | 910,884 | 15,525 | 13,297 | (NA) |
| Radio, TV stores | (NA) | 1,942 | (NA) | 133,247 | 18,660 | 366,969 | 341,041 | 6,158 | 5,118 | (NA) |
| Automotive Group | | | | | | | | | | |
| Total | 27,636 | 22,658 | 9,756,905 | 9,596,763 | 898,243 | 16,563,424 | 16,299,144 | 223,609 | 210,877 | 25,438 |
| Passenger car dealers (franchised) | 14,794 | 14,226 | 8,420,694 | 8,390,804 | 780,651 | 14,372,087 | 14,211,522 | 190,192 | 181,527 | 12,684 |
| Passenger car dealers (nonfranchised) | 5,568 | 3,192 | 636,030 | 554,464 | 34,511 | 633,126 | 610,008 | 9,121 | 8,349 | 6,273 |
| Tire, battery, accessory dealers | 5,458 | 4,188 | 516,049 | 489,471 | 70,174 | 1,321,622 | 1,251,084 | 20,955 | 18,015 | 4,700 |
| Motorcycle, aircraft, boat dealers | 998 | 546 | (D) | (D) | (D) | (D) | (D) | (D) | (D) | (D) |
| Household trailer dealers | 725 | 475 | (D) | (D) | (D) | (D) | (D) | (D) | (D) | (D) |
| Automotive dealers, n.e.c. | 31 | 31 | (D) | (D) | (D) | (D) | (D) | (D) | (D) | (D) |
| Gasoline Service Stations | | | | | | | | | | |
| Total | 57,691 | 38,805 | 3,507,548 | 3,064,486 | 261,606 | 5,337,202 | 4,749,091 | 109,895 | 82,468 | 64,167 |
| Lumber, Bldg. Mats., Hardware, Farm Equipment Dealers | | | | | | | | | | |
| Total | 42,529 | 33,937 | 5,160,961 | 4,971,553 | 576,203 | 10,997,234 | 10,477,704 | 169,549 | 151,932 | 40,720 |
| Farm equipment dealers | 10,264 | 9,086 | 1,434,763 | 1,403,055 | 116,881 | 2,181,411 | 2,109,415 | 36,622 | 34,218 | 11,898 |
| Lumber, building materials dealers | 11,503 | 10,077 | 2,304,474 | 2,274,184 | 277,374 | 5,312,300 | 5,079,918 | 73,979 | 67,364 | 7,030 |
| Paint, glass, wallpaper stores | 3,259 | 2,365 | 208,802 | 192,920 | 31,497 | 608,253 | 576,567 | 8,984 | 7,986 | 2,816 |
| Plumbing, electrical supply stores | 3,037 | 2,151 | 199,034 | 184,800 | 37,767 | 777,135 | 743,786 | 10,280 | 9,331 | 3,129 |
| Hardware stores | 14,364 | 10,258 | 1,011,516 | 916,594 | 112,684 | 2,118,135 | 1,968,018 | 39,684 | 33,033 | 15,725 |
| Drug Stores, Proprietary Stores | | | | | | | | | | |
| Total | 6,952 | 15,214 | 1,699,116 | 1,659,758 | 206,068 | 3,949,917 | 3,399,670 | 96,649 | 67,037 | 16,219 |
| Drug stores | (NA) | 13,676 | (NA) | 1,583,662 | 199,088 | 3,818,515 | 3,289,985 | 92,428 | 64,222 | (NA) |
| Proprietary stores | (NA) | 1,538 | (NA) | 76,096 | 6,980 | 131,402 | 109,685 | 4,221 | 2,815 | (NA) |
| Other Retail Stores | | | | | | | | | | |
| Total | 63,258 | 38,750 | 4,632,702 | 4,217,540 | 425,533 | 8,295,982 | 7,768,617 | 149,075 | 125,977 | 62,512 |
| Liquor stores | 4,175 | 5,707 | 784,624 | 706,142 | 39,710 | 756,805 | 686,054 | 15,158 | 11,914 | 7,877 |
| Fuel, ice dealers | 7,420 | 5,132 | 719,175 | 680,997 | 82,869 | 1,666,859 | 1,587,677 | 26,046 | 23,240 | 6,831 |
| Fuel dealers (coal, wood) | (NA) | 2,955 | (NA) | 366,744 | 45,300 | 918,401 | 864,771 | 15,052 | 13,112 | (NA) |
| Liquefied petroleum gas dealers | (NA) | 1,199 | (NA) | 119,205 | 17,087 | 345,754 | 337,538 | 5,300 | 5,038 | (NA) |
| Fuel oil dealers | (NA) | 775 | (NA) | 182,757 | 17,932 | 361,370 | 345,753 | 4,937 | 4,423 | (NA) |
| Ice dealers | (NA) | 213 | (NA) | 12,291 | 2,550 | 41,334 | 39,585 | 757 | 667 | (NA) |
| Hay, grain, feed stores | 6,777 | 5,297 | 1,332,814 | 1,287,090 | 69,481 | 1,359,737 | 1,298,200 | 23,833 | 21,788 | 5,347 |
| Farm, garden supply stores | 2,523 | 1,419 | 196,657 | 176,993 | 15,337 | 289,746 | 273,274 | 5,055 | 4,379 | 2,484 |

Standard Notes: (D) Withheld to avoid disclosure. (NA) Not available. n.e.c. Not elsewhere classified. XXX Not applicable. (Z) Less than \$500. ... Represents zero.
¹ Group totals may include data for establishments without payroll which could not be classified by detailed kind of business.

Table 1D: RETAIL TRADE: 1954—REGIONS, BY KIND OF BUSINESS—Continued

Establishments, Sales, Payroll, and Personnel

| Region and kind of business | Establishments | | Sales | | Payroll, entire year (\$1,000) | Payroll, workweek ended nearest Nov. 15 | | Paid employees, workweek ended nearest Nov. 15 | | Proprietors (unincorporated businesses only) ¹ (Number) |
|--|--------------------------------|--------------------------|---|--|-----------------------------------|---|----------------------------|--|---------------------------|---|
| | Total ¹ (Number) | With payroll (Number) | Total, all establishments ¹ (\$1,000) | Establishments with payroll (\$1,000) | | Total (Dollars) | Full workweek (Dollars) | Total (Number) | Full workweek (Number) | |
| THE NORTH CENTRAL STATES--Con. | | | | | | | | | | |
| Other Retail Stores--Con. | | | | | | | | | | |
| Jewelry stores..... | 7,586 | 4,848 | 405,770 | 366,780 | 60,375 | 1,157,214 | 1,094,115 | 18,872 | 16,263 | 7,579 |
| Book stores..... | 685 | 471 | (D) | (D) | (D) | (D) | (D) | (D) | (D) | (D) |
| Stationery stores..... | 1,034 | 760 | 91,421 | 87,189 | 17,556 | 326,044 | 311,062 | 5,439 | 4,733 | 964 |
| Sporting goods stores..... | 2,412 | 1,350 | 121,154 | 103,592 | 12,532 | 234,722 | 217,483 | 4,186 | 3,406 | 2,512 |
| Bicycle stores..... | 470 | 224 | (D) | 8,446 | 926 | 17,204 | 14,846 | 399 | 281 | (D) |
| Florists..... | 4,279 | 2,785 | 148,245 | 128,099 | 23,487 | 443,024 | 405,157 | 9,364 | 7,302 | 4,985 |
| Cigar stores, stands..... | 1,701 | 1,075 | 62,190 | 51,004 | 5,362 | 106,013 | 94,859 | 2,728 | 2,035 | 1,616 |
| News dealers, newsstands..... | 1,423 | 687 | 49,555 | 38,707 | 3,759 | 75,155 | 60,256 | 2,765 | 1,743 | 1,475 |
| Gift, novelty, souvenir stores..... | 3,005 | 1,473 | 69,498 | 52,902 | 6,097 | 130,939 | 111,093 | 3,739 | 2,593 | 3,352 |
| Music stores..... | 1,827 | 1,153 | 119,116 | 107,920 | 16,825 | 337,406 | 313,861 | 9,930 | 4,956 | 1,835 |
| Camera, photographic supply stores..... | 771 | 631 | (D) | (D) | (D) | (D) | (D) | (D) | (D) | (D) |
| Luggage, leather goods stores..... | 376 | 254 | (D) | 19,192 | 2,893 | 55,020 | 51,219 | 1,094 | 904 | (D) |
| Optical goods stores..... | 708 | 516 | 35,844 | (D) | (D) | (D) | (D) | (D) | (D) | (D) |
| Office, store machine and equipment dealers..... | 701 | 461 | 41,337 | (D) | 6,987 | 141,767 | 134,680 | 2,242 | 2,008 | 742 |
| Retail stores (except second-hand) n.e.c..... | 2,449 | 2,449 | 128,078 | 128,078 | 21,008 | 411,681 | 379,733 | 7,487 | 6,150 | 2,115 |
| Second-hand stores..... | 3,772 | 2,054 | 111,206 | 94,668 | 17,383 | 348,819 | 323,939 | 7,105 | 5,919 | 3,978 |
| Nonstore Retailers | | | | | | | | | | |
| Total..... | 23,288 | 4,058 | 1,591,237 | 1,364,209 | 216,318 | 4,441,491 | 4,219,711 | 74,941 | 66,397 | 23,600 |
| Mail Order Houses | | | | | | | | | | |
| Total..... | 507 | 341 | 745,603 | 743,727 | 99,433 | 2,226,263 | 2,058,840 | 40,605 | 34,761 | 400 |
| Food | | | | | | | | | | |
| Food..... | (NA) | 20 | (NA) | 3,232 | 371 | 6,895 | 5,306 | 216 | 102 | (NA) |
| General merchandise group, total | | | | | | | | | | |
| General merchandise group, total..... | (NA) | 23 | (NA) | 602,108 | 80,687 | 1,880,948 | 1,733,369 | 34,679 | 29,599 | (NA) |
| Department store merchandise..... | (NA) | 11 | (NA) | 592,074 | 79,233 | 1,856,289 | 1,709,249 | 34,143 | 29,092 | (NA) |
| Dry goods, general merchandise..... | (NA) | 9 | (NA) | (D) | (D) | (D) | (D) | (D) | (D) | (NA) |
| Variety store merchandise..... | (NA) | 3 | (NA) | (D) | (D) | (D) | (D) | (D) | (D) | (NA) |
| Apparel, accessories, total | | | | | | | | | | |
| Apparel, accessories, total..... | (NA) | 20 | (NA) | (D) | (D) | (D) | (D) | (D) | (D) | (NA) |
| Men's, boys' clothing and furnishings..... | (NA) | 5 | (NA) | (D) | (D) | (D) | (D) | (D) | (D) | (NA) |
| Family clothing..... | (NA) | 2 | (NA) | (D) | (D) | (D) | (D) | (D) | (D) | (NA) |
| Women's ready-to-wear..... | (NA) | 4 | (NA) | (D) | (D) | (D) | (D) | (D) | (D) | (NA) |
| Other women's apparel, accessories, specialties..... | (NA) | 2 | (NA) | (D) | (D) | (D) | (D) | (D) | (D) | (NA) |
| Shoes..... | (NA) | 3 | (NA) | (D) | (D) | (D) | (D) | (D) | (D) | (NA) |
| Other apparel..... | (NA) | 4 | (NA) | (D) | (D) | (D) | (D) | (D) | (D) | (NA) |
| Furniture, home furnishings, appliances, total | | | | | | | | | | |
| Furniture, home furnishings, appliances, total..... | (NA) | 36 | (NA) | (D) | (D) | (D) | (D) | (D) | (D) | (NA) |
| Furniture..... | (NA) | 2 | (NA) | (D) | (D) | (D) | (D) | (D) | (D) | (NA) |
| Floor coverings, draperies..... | (NA) | 3 | (NA) | (D) | (D) | (D) | (D) | (D) | (D) | (NA) |
| Other home furnishings..... | (NA) | 15 | (NA) | 1,241 | 214 | 3,476 | 3,376 | 56 | 48 | (NA) |
| Household appliances, radios, TV..... | (NA) | 16 | (NA) | 3,183 | 202 | 4,756 | 3,325 | 108 | 57 | (NA) |
| Other mail order houses, total | | | | | | | | | | |
| Other mail order houses, total..... | (NA) | 242 | (NA) | 78,845 | 13,624 | 252,338 | 241,778 | 3,885 | 3,481 | (NA) |
| Automotive store merchandise..... | (NA) | 5 | (NA) | 1,445 | 104 | 2,760 | 2,760 | 49 | 49 | (NA) |
| Lumber, building materials, hardware..... | (NA) | 11 | (NA) | (D) | (D) | (D) | (D) | (D) | (D) | (NA) |
| Proprietary medicines..... | (NA) | 17 | (NA) | (D) | (D) | (D) | (D) | (D) | (D) | (NA) |
| Feed, farm, garden supplies..... | (NA) | 18 | (NA) | 11,512 | 1,957 | 30,357 | 28,071 | 615 | 522 | (NA) |
| Jewelry..... | (NA) | 9 | (NA) | 3,642 | 540 | 13,921 | 13,538 | 196 | 179 | (NA) |
| Books, stationery..... | (NA) | 37 | (NA) | 22,989 | 5,798 | 97,201 | 95,308 | 1,152 | 1,098 | (NA) |
| Sporting goods..... | (NA) | 9 | (NA) | 1,002 | 109 | 2,099 | 2,029 | 31 | 28 | (NA) |
| Tobacco products..... | (NA) | 6 | (NA) | 3,326 | 78 | 1,468 | 1,375 | 19 | 16 | (NA) |
| Gifts, novelties, souvenirs..... | (NA) | 23 | (NA) | 10,676 | 1,771 | 37,475 | 34,566 | 719 | 606 | (NA) |
| Musical instruments..... | (NA) | 8 | (NA) | (D) | (D) | (D) | (D) | (D) | (D) | (NA) |
| Cameras, photographic supplies..... | (NA) | 4 | (NA) | 733 | 60 | 1,107 | 1,104 | 16 | 15 | (NA) |
| Other..... | (NA) | 95 | (NA) | 13,213 | 1,626 | 36,249 | 33,838 | 678 | 593 | (NA) |
| Direct Selling (house-to-house) Organizations | | | | | | | | | | |
| Total..... | 21,030 | 2,918 | 677,427 | 470,489 | 101,063 | 1,899,290 | 1,852,477 | 29,665 | 27,302 | 21,382 |
| Food, total | | | | | | | | | | |
| Food, total..... | (NA) | 1,030 | (NA) | 219,735 | 44,286 | 813,704 | 799,632 | 10,496 | 9,869 | (NA) |
| Groceries..... | (NA) | 177 | (NA) | 65,735 | 13,712 | 252,492 | 248,968 | 3,450 | 3,297 | (NA) |
| Ice cream..... | (NA) | 90 | (NA) | 5,626 | 1,309 | 7,826 | 7,444 | 221 | 180 | (NA) |
| Fruits, vegetables..... | (NA) | 49 | (NA) | 33,157 | 9,006 | 158,785 | 158,431 | 1,721 | 1,707 | (NA) |
| Milk..... | (NA) | 378 | (NA) | 79,758 | 13,142 | 261,079 | 258,234 | 2,865 | 2,764 | (NA) |
| Bakery products..... | (NA) | 49 | (NA) | 11,004 | 2,411 | 47,867 | 45,210 | 673 | 588 | (NA) |
| Other food, n.e.c..... | (NA) | 287 | (NA) | 24,455 | 4,706 | 85,655 | 81,345 | 1,566 | 1,333 | (NA) |
| Dry goods, general merchandise | | | | | | | | | | |
| Dry goods, general merchandise..... | (NA) | 121 | (NA) | 15,105 | 4,704 | 95,449 | 94,561 | 1,788 | 1,747 | (NA) |
| Apparel, accessories, total | | | | | | | | | | |
| Apparel, accessories, total..... | (NA) | 40 | (NA) | 11,011 | 1,284 | 22,746 | 21,246 | 418 | 354 | (NA) |
| Men's, boys' clothing and furnishings..... | (NA) | 3 | (NA) | (D) | (D) | (D) | (D) | (D) | (D) | (NA) |
| Family clothing..... | (NA) | 18 | (NA) | 4,935 | 532 | 9,796 | 9,428 | 145 | 123 | (NA) |
| Women's ready-to-wear..... | (NA) | 3 | (NA) | (D) | (D) | (D) | (D) | (D) | (D) | (NA) |
| Other women's apparel, accessories, specialties..... | (NA) | 6 | (NA) | (D) | (D) | (D) | (D) | (D) | (D) | (NA) |
| Shoes..... | (NA) | 3 | (NA) | (D) | (D) | (D) | (D) | (D) | (D) | (NA) |
| Other apparel..... | (NA) | 7 | (NA) | 332 | 53 | 862 | 766 | 17 | 14 | (NA) |
| Furniture, home furnishings, appliances, total | | | | | | | | | | |
| Furniture, home furnishings, appliances, total..... | (NA) | 432 | (NA) | 77,516 | 18,948 | 353,413 | 345,313 | 6,112 | 5,894 | (NA) |
| Furniture..... | (NA) | 42 | (NA) | 4,138 | 844 | 15,640 | 15,177 | 216 | 201 | (NA) |
| Floor coverings, draperies..... | (NA) | 34 | (NA) | 2,472 | 615 | 11,888 | 11,375 | 182 | 169 | (NA) |
| Other home furnishings..... | (NA) | 97 | (NA) | 16,379 | 3,526 | 62,730 | 60,644 | 1,012 | 946 | (NA) |
| Household appliances, radios, TV..... | (NA) | 259 | (NA) | 54,527 | 13,963 | 263,155 | 258,117 | 4,702 | 4,578 | (NA) |
| Other, total | | | | | | | | | | |
| Other, total..... | (NA) | 1,295 | (NA) | 147,122 | 31,841 | 613,978 | 591,725 | 10,851 | 9,438 | (NA) |
| Jewelry..... | (NA) | 7 | (NA) | (D) | (D) | (D) | (D) | (D) | (D) | (NA) |
| Books, stationery..... | (NA) | 88 | (NA) | 29,210 | 6,467 | 121,714 | 118,658 | 1,940 | 1,764 | (NA) |
| Other..... | (NA) | 1,200 | (NA) | (D) | (D) | (D) | (D) | (D) | (D) | (NA) |
| Merchandise Vending Machine Operators | | | | | | | | | | |
| Total..... | 1,751 | 799 | 168,207 | 149,993 | 15,822 | 315,938 | 308,394 | 4,671 | 4,334 | 1,818 |
| Candy, nut, confectionery..... | (NA) | 272 | (NA) | 59,234 | 8,424 | 173,149 | 169,977 | 2,618 | 2,462 | (NA) |
| Milk, ice cream..... | (NA) | 34 | (NA) | 2,161 | 257 | 4,653 | 4,436 | 77 | 61 | (NA) |
| All other beverages (except milk)..... | (NA) | 145 | (NA) | 16,558 | 2,408 | 47,158 | 45,374 | 655 | 583 | (NA) |
| Tobacco products..... | (NA) | 237 | (NA) | 62,600 | 3,702 | 69,472 | 68,203 | 961 | 901 | (NA) |
| Other..... | (NA) | 111 | (NA) | 9,440 | 1,031 | 21,506 | 20,404 | 360 | 327 | (NA) |

Standard Notes: (D) Withheld to avoid disclosure. (NA) Not available. n.e.c. Not elsewhere classified. XXX Not applicable. (L) Less than \$500. ... Represents zero.
¹ Group totals may include data for establishments without payroll which could not be classified by detailed kind of business.

UNITED STATES SUMMARY

Table 1D: RETAIL TRADE: 1954-REGIONS, BY KIND OF BUSINESS-Continued

Establishments, Sales, Payroll, and Personnel

| Region and kind of business | Establishments | | Sales | | Payroll, entire year (\$1,000) | Payroll, workweek ended nearest Nov. 15 | | Paid employees, workweek ended nearest Nov. 15 | | Proprietors (unincorporated businesses only) ¹ (Number) |
|--|-----------------------------|-----------------------|--|---------------------------------------|--------------------------------|---|-------------------------|--|------------------------|--|
| | Total ¹ (Number) | With payroll (Number) | Total, all establishments ¹ (\$1,000) | Establishments with payroll (\$1,000) | | Total (Dollars) | Full workweek (Dollars) | Total (Number) | Full workweek (Number) | |
| THE SOUTH | | | | | | | | | | |
| Retail trade, total..... | 480,722 | 296,782 | 43,769,322 | 40,234,084 | 4,338,903 | 85,363,614 | 80,277,331 | 1,917,994 | 1,618,734 | 491,708 |
| Food Stores | | | | | | | | | | |
| Total..... | 122,504 | 51,616 | 10,054,077 | 8,550,647 | 541,358 | 10,442,407 | 9,297,531 | 257,458 | 189,364 | 130,935 |
| Grocery stores..... | 108,022 | 44,404 | 9,466,251 | 8,082,121 | 489,346 | 9,381,392 | 8,315,220 | 230,056 | 166,453 | 115,235 |
| Meat markets..... | 2,038 | 1,236 | 147,371 | 126,827 | 9,885 | 193,918 | 182,220 | 4,165 | 3,532 | 2,324 |
| Fish (seafood) markets..... | 1,413 | 611 | 52,120 | 40,878 | 3,356 | 67,938 | 61,666 | 1,776 | 1,471 | 1,544 |
| Fruit stores, vegetable markets..... | 2,584 | 694 | 73,297 | (D) | (D) | (D) | (D) | (D) | (D) | (D) |
| Candy, nut, confectionery stores..... | 2,853 | 1,147 | 65,863 | 43,447 | 5,235 | 104,471 | 94,379 | 3,462 | 2,787 | 2,937 |
| Bakery products stores..... | 2,378 | 1,826 | 90,230 | 81,790 | 18,352 | 391,080 | 368,377 | 10,061 | 8,754 | 2,606 |
| Bakeries, with baking on premises..... | (NA) | 1,665 | (NA) | 75,206 | 17,054 | 363,733 | 342,520 | 9,353 | 8,133 | (NA) |
| Bakeries, without baking on premises..... | (NA) | 161 | (NA) | 6,584 | 1,298 | 27,347 | 25,857 | 708 | 621 | (NA) |
| Delicatessen stores..... | 761 | 539 | 45,861 | (D) | (D) | (D) | (D) | (D) | (D) | (D) |
| Food stores, n.e.c..... | 2,085 | 1,159 | 107,602 | 91,668 | 8,321 | 169,615 | 155,805 | 4,213 | 3,413 | 2,062 |
| Eating, Drinking Places | | | | | | | | | | |
| Total..... | 73,266 | 52,562 | 2,632,988 | 2,374,296 | 452,536 | 9,264,579 | 8,705,172 | 304,175 | 268,450 | 83,007 |
| Eating places (except refreshment stands)..... | 46,040 | 34,080 | 1,866,684 | 1,720,428 | 365,078 | 7,503,555 | 7,084,053 | 249,651 | 222,823 | 52,585 |
| Restaurants, cafeterias..... | (NA) | 33,557 | (NA) | 1,676,185 | 353,215 | 7,270,280 | 6,864,274 | 243,661 | 217,502 | (NA) |
| Caterers..... | (NA) | 136 | (NA) | 11,781 | 2,661 | 50,605 | 43,295 | 1,360 | 965 | (NA) |
| In-plant food contractors..... | (NA) | 387 | (NA) | 32,462 | 9,202 | 182,670 | 176,484 | 4,360 | 4,356 | (NA) |
| Refreshment stands..... | 6,331 | 4,563 | 144,404 | 126,374 | 19,079 | 388,308 | 343,025 | 13,787 | 10,511 | 6,380 |
| Drinking places..... | 20,665 | 13,919 | 619,072 | 527,494 | 68,379 | 1,372,716 | 1,278,094 | 40,737 | 35,116 | 23,780 |
| General Merchandise Group | | | | | | | | | | |
| Total..... | 30,764 | 19,742 | 5,014,056 | 4,766,040 | 669,118 | 13,378,132 | 11,974,903 | 360,767 | 267,413 | 28,758 |
| Department stores..... | 800 | 800 | 2,469,106 | 2,469,106 | 408,787 | 8,373,060 | 7,572,009 | 183,363 | 146,980 | 48 |
| Dry goods, general merchandise stores..... | 13,918 | 8,244 | 1,558,893 | 1,035,205 | 108,317 | 2,127,483 | 1,913,743 | 61,699 | 44,707 | 13,846 |
| General stores..... | 9,327 | 5,123 | 528,228 | 424,164 | 26,721 | 494,962 | 460,293 | 14,903 | 11,777 | 10,344 |
| Variety stores..... | 6,403 | 5,575 | 850,071 | 837,565 | 125,293 | 2,382,627 | 2,028,858 | 100,802 | 63,949 | 4,174 |
| Apparel, Accessories Stores | | | | | | | | | | |
| Total..... | 28,877 | 25,035 | 2,667,420 | 2,597,194 | 339,239 | 6,482,828 | 6,042,749 | 160,106 | 127,866 | 24,177 |
| Shoe stores..... | 5,150 | 4,514 | 436,513 | 423,811 | 55,545 | 1,015,497 | 935,048 | 22,293 | 16,141 | 3,056 |
| Men's shoe stores..... | (NA) | 602 | (NA) | (D) | (D) | (D) | (D) | (D) | (D) | (NA) |
| Women's shoe stores..... | (NA) | 1,097 | (NA) | 139,763 | 19,371 | 343,710 | 318,845 | 7,416 | 5,229 | (NA) |
| Children's, juveniles' shoe stores..... | (NA) | 120 | (NA) | (D) | (D) | (D) | (D) | (D) | (D) | (NA) |
| Family shoe stores..... | (NA) | 2,695 | (NA) | (D) | (D) | (D) | (D) | (D) | (D) | (NA) |
| Men's, boys' clothing and furnishings stores..... | (NA) | 4,527 | (NA) | 496,427 | 66,787 | 1,212,766 | 1,159,194 | 23,572 | 20,274 | (NA) |
| Men's, boys' clothing stores..... | (NA) | 3,475 | (NA) | 410,588 | 56,482 | 1,031,107 | 987,157 | 19,560 | 16,934 | (NA) |
| Men's, boys' furnishings stores..... | (NA) | 1,052 | (NA) | 85,839 | 10,305 | 181,659 | 172,037 | 4,012 | 3,340 | (NA) |
| Family clothing stores..... | (NA) | 5,218 | (NA) | 605,726 | 77,620 | 1,497,204 | 1,365,981 | 42,786 | 31,370 | (NA) |
| Women's clothing, specialty stores..... | 10,214 | 8,920 | 987,787 | 967,363 | 126,309 | 2,491,229 | 2,331,075 | 64,980 | 54,512 | 8,301 |
| Ready-to-wear stores..... | (NA) | 6,979 | (NA) | 842,524 | 108,396 | 2,109,533 | 1,979,444 | 55,946 | 46,965 | (NA) |
| Millinery stores..... | (NA) | 964 | (NA) | 39,406 | 7,083 | 137,601 | 128,303 | 3,951 | 3,036 | (NA) |
| Clothing, specialty stores, n.e.c..... | (NA) | 977 | (NA) | 85,433 | 10,830 | 244,095 | 223,328 | 5,383 | 4,511 | (NA) |
| Children's, infants' wear stores..... | 1,601 | 1,265 | 74,460 | 68,974 | 6,936 | 143,033 | 132,362 | 4,164 | 3,405 | 1,726 |
| Apparel stores, n.e.c..... | 791 | 591 | 37,177 | 34,893 | 6,042 | 123,099 | 119,089 | 2,311 | 2,164 | 745 |
| Furniture, Home Furnishings, Appliance Dealers | | | | | | | | | | |
| Total..... | 24,225 | 18,339 | 2,146,125 | 2,042,947 | 296,475 | 5,681,673 | 5,532,130 | 100,600 | 94,925 | 23,137 |
| Furniture, home furnishings stores..... | 14,323 | 11,167 | 1,387,190 | 1,334,440 | 200,407 | 3,816,050 | 3,729,392 | 67,123 | 63,714 | 13,822 |
| Furniture stores..... | (NA) | 8,822 | (NA) | 1,170,471 | 170,756 | 3,213,066 | 3,151,124 | 56,386 | 53,849 | (NA) |
| Floor covering stores..... | (NA) | 618 | (NA) | 62,407 | 11,082 | 222,008 | 215,833 | 3,353 | 3,158 | (NA) |
| Home furnishings stores, n.e.c., antique stores..... | (NA) | 1,727 | (NA) | 101,562 | 18,569 | 380,976 | 362,438 | 7,384 | 6,707 | (NA) |
| Household appliance, radio, TV stores..... | 9,768 | 7,172 | 757,095 | 708,507 | 96,068 | 1,865,623 | 1,802,737 | 33,477 | 31,211 | 9,173 |
| Household appliance stores..... | (NA) | 3,455 | (NA) | 298,484 | 43,455 | 822,247 | 801,075 | 15,045 | 14,293 | (NA) |
| Appliance, radio, TV stores..... | (NA) | 2,412 | (NA) | 306,658 | 38,687 | 749,134 | 724,513 | 13,093 | 12,151 | (NA) |
| Radio, TV stores..... | (NA) | 1,305 | (NA) | 103,365 | 13,926 | 294,242 | 277,149 | 5,339 | 4,767 | (NA) |
| Automotive Group | | | | | | | | | | |
| Total..... | 27,601 | 21,279 | 8,557,532 | 8,345,396 | 766,125 | 14,317,119 | 14,121,383 | 218,064 | 211,360 | 25,787 |
| Passenger car dealers (franchised)..... | 12,005 | 11,157 | 6,866,712 | 6,825,640 | 630,766 | 11,753,484 | 11,643,287 | 173,316 | 170,359 | 10,096 |
| Passenger car dealers (nonfranchised)..... | 7,355 | 3,761 | 851,637 | 720,707 | 37,568 | 715,097 | 698,809 | 12,073 | 11,492 | 8,886 |
| Tire, battery, accessory dealers..... | 6,853 | 5,473 | 688,511 | 661,145 | 85,719 | 1,618,942 | 1,557,797 | 29,167 | 26,268 | 5,860 |
| Motorcycle, aircraft, boat dealers..... | 810 | 544 | 65,629 | 61,561 | 8,124 | 153,531 | 147,274 | 2,359 | 2,156 | 766 |
| Household trailer dealers..... | 463 | 301 | 78,405 | 70,881 | 3,403 | 63,410 | 61,946 | 957 | 900 | 473 |
| Automotive dealers, n.e.c..... | 43 | 43 | 5,462 | 5,462 | 545 | 12,655 | 12,270 | 192 | 185 | 26 |
| Gasoline Service Stations | | | | | | | | | | |
| Total..... | 57,015 | 37,213 | 3,091,154 | 2,652,438 | 244,770 | 5,006,098 | 4,713,289 | 117,772 | 101,122 | 61,549 |
| Lumber, Bldg. Mats., Hardware, Farm Equipment Dealers | | | | | | | | | | |
| Total..... | 24,274 | 19,642 | 3,335,232 | 3,229,120 | 367,905 | 7,162,145 | 6,920,880 | 125,157 | 116,863 | 22,330 |
| Farm equipment dealers..... | 4,582 | 4,114 | 706,600 | 692,158 | 69,181 | 1,339,652 | 1,312,861 | 23,592 | 22,716 | 4,562 |
| Lumber, building materials dealers..... | 9,212 | 6,970 | 1,730,299 | 1,701,471 | 194,715 | 3,817,498 | 3,670,351 | 64,663 | 60,075 | 6,355 |
| Paint, glass, wallpaper stores..... | 1,788 | 1,352 | 128,441 | 120,885 | 18,170 | 353,776 | 345,352 | 5,523 | 5,338 | 1,372 |
| Plumbing, electrical supply stores..... | 1,260 | 848 | 92,795 | 85,747 | 14,972 | 306,249 | 297,089 | 4,669 | 4,369 | 1,240 |
| Hardware stores..... | 8,380 | 6,358 | 675,203 | 628,859 | 70,867 | 1,344,970 | 1,295,227 | 26,610 | 24,365 | 8,733 |
| Drug Stores, Proprietary Stores | | | | | | | | | | |
| Total..... | 16,252 | 14,142 | 1,426,514 | 1,382,376 | 188,811 | 3,719,065 | 3,449,825 | 94,562 | 78,744 | 16,248 |
| Drug stores..... | (NA) | 12,244 | (NA) | 1,298,406 | 180,597 | 3,561,725 | 3,306,808 | 89,017 | 74,329 | (NA) |
| Proprietary stores..... | (NA) | 1,898 | (NA) | 83,970 | 8,214 | 157,340 | 143,017 | 5,545 | 4,415 | (NA) |
| Other Retail Stores | | | | | | | | | | |
| Total..... | 57,606 | 34,102 | 3,951,574 | 3,567,748 | 354,234 | 6,893,305 | 6,610,956 | 135,489 | 122,206 | 57,137 |
| Liquor stores..... | 7,829 | 5,273 | 857,736 | 774,844 | 37,858 | 697,409 | 669,639 | 13,664 | 12,294 | 7,325 |
| Fuel, ice dealers..... | 5,981 | 3,919 | 509,294 | 482,324 | 65,994 | 1,320,237 | 1,280,938 | 28,321 | 22,670 | 5,335 |
| Fuel dealers (coal, wood)..... | (NA) | 1,377 | (NA) | 107,764 | 13,098 | 282,556 | 263,221 | 6,564 | 5,676 | (NA) |
| Liquefied petroleum gas dealers..... | (NA) | 1,540 | (NA) | 202,826 | 33,450 | 695,515 | 686,310 | 11,296 | 11,017 | (NA) |
| Fuel oil dealers..... | (NA) | 630 | (NA) | (D) | (D) | (D) | (D) | (D) | (D) | (NA) |
| Ice dealers..... | (NA) | 372 | (NA) | (D) | (D) | (D) | (D) | (D) | (D) | (NA) |
| Hay, grain, feed stores..... | 4,944 | 3,928 | 930,953 | 895,339 | 44,784 | 875,238 | 839,367 | 18,222 | 16,632 | 4,487 |
| Farm, garden supply stores..... | 2,480 | 1,686 | 258,718 | 242,664 | 18,102 | 347,682 | 333,820 | 7,047 | 6,443 | 2,336 |

Standard Notes: (D) Withheld to avoid disclosure. (NA) Not available. n.e.c. Not elsewhere classified. XXX Not applicable. (Z) Less than \$500. ... Represents zero.
¹ Group totals may include data for establishments without payroll which could not be classified by detailed kind of business.

Table 1D: RETAIL TRADE: 1954—REGIONS, BY KIND OF BUSINESS—Continued

Establishments, Sales, Payroll, and Personnel

| Region and kind of business | Establishments | | Sales | | Payroll, entire year (\$1,000) | Payroll, workweek ended nearest Nov. 15 | | Paid employees, workweek ended nearest Nov. 15 | | Proprietors (unincorporated businesses only) ¹ (Number) |
|---|--------------------------------|--------------------------|---|--|-----------------------------------|---|----------------------------|--|---------------------------|---|
| | Total ¹ (Number) | With payroll (Number) | Total, all establishments ¹ (\$1,000) | Establishments with payroll (\$1,000) | | Total (Dollars) | Full workweek (Dollars) | Total (Number) | Full workweek (Number) | |
| | THE SOUTH--Con. | | | | | | | | | |
| Other Retail Stores--Con. | | | | | | | | | | |
| Jewelry stores | 6,334 | 4,390 | 397,237 | 372,189 | 62,724 | 1,214,018 | 1,181,210 | 21,308 | 19,729 | 5,959 |
| Book stores | 500 | 404 | (D) | (D) | (D) | (D) | (D) | (D) | (D) | (D) |
| Stationery stores | 696 | 564 | 76,817 | 74,655 | 15,142 | 283,544 | 265,410 | 4,845 | 4,411 | 621 |
| Sporting goods stores | 1,915 | 1,087 | 88,089 | 75,703 | 9,264 | 178,537 | 170,114 | 3,330 | 2,944 | 1,945 |
| Bicycle stores | 327 | 175 | (D) | 6,173 | 843 | 17,832 | 16,629 | 407 | 341 | 357 |
| Florists | 4,587 | 3,131 | 133,175 | 113,081 | 19,570 | 384,973 | 358,646 | 9,608 | 8,073 | 5,582 |
| Cigar stores, stands | 689 | 399 | (D) | 19,159 | 1,809 | 34,996 | 32,084 | 1,023 | 846 | 657 |
| News dealers, newsstands | 1,411 | 639 | 39,113 | (D) | (D) | (D) | (D) | (D) | (D) | (D) |
| Gift, novelty, souvenir stores | 2,613 | 1,301 | 54,477 | 40,989 | 4,849 | 98,942 | 89,680 | 2,783 | 2,231 | 2,883 |
| Music stores | 1,326 | 916 | 95,257 | (D) | 13,396 | 262,773 | 254,624 | 4,662 | 4,294 | 1,325 |
| Camera, photographic supply stores | 506 | 428 | 48,544 | 46,786 | 6,111 | 122,161 | 116,632 | 2,233 | 2,013 | 391 |
| Luggage, leather goods stores | 195 | 135 | (D) | (D) | (D) | (D) | (D) | (D) | (D) | (D) |
| Optical goods stores | 702 | 532 | 35,536 | 32,512 | 8,173 | 148,007 | 145,094 | 2,178 | 2,116 | 641 |
| Office, store machine and equipment dealers | 550 | 374 | (D) | 26,212 | 5,363 | 104,527 | 102,272 | 1,716 | 1,622 | 608 |
| Retail stores (except second-hand) n.e.c. | 1,919 | 1,919 | (D) | (D) | (D) | (D) | (D) | (D) | (D) | (D) |
| Second-hand stores | 4,482 | 2,902 | 136,109 | 120,159 | 18,845 | 382,584 | 363,242 | 8,431 | 7,417 | 4,669 |
| Nonstore Retailers | | | | | | | | | | |
| Total | 18,338 | 3,110 | 892,650 | 725,882 | 118,332 | 3,016,263 | 2,908,513 | 43,844 | 40,421 | 18,643 |
| Mail Order Houses | | | | | | | | | | |
| Total | 351 | 217 | 283,763 | 282,367 | 40,022 | 1,397,391 | 1,332,578 | 16,482 | 14,477 | 314 |
| Food | (NA) | 44 | (NA) | 2,375 | 390 | 7,943 | 7,496 | 170 | 147 | (NA) |
| General merchandise group, total | (NA) | 16 | (NA) | (D) | (D) | (D) | (D) | (D) | (D) | (NA) |
| Department store merchandise | (NA) | 7 | (NA) | (D) | (D) | (D) | (D) | (D) | (D) | (NA) |
| Dry goods, general merchandise | (NA) | 6 | (NA) | 129 | 4 | 77 | 77 | 2 | 2 | (NA) |
| Variety store merchandise | (NA) | 3 | (NA) | (D) | (D) | (D) | (D) | (D) | (D) | (NA) |
| Apparel, accessories, total | (NA) | 17 | (NA) | 12,993 | 1,041 | 20,706 | 16,450 | 496 | 311 | (NA) |
| Men's, boys' clothing and furnishings | (NA) | 1 | (NA) | (D) | (D) | (D) | (D) | (D) | (D) | (NA) |
| Family clothing | (NA) | 1 | (NA) | (D) | (D) | (D) | (D) | (D) | (D) | (NA) |
| Women's ready-to-wear | (NA) | 4 | (NA) | (D) | (D) | (D) | (D) | (D) | (D) | (NA) |
| Other women's apparel, accessories, specialties | (NA) | 6 | (NA) | 692 | 75 | 1,343 | 1,331 | 17 | 15 | (NA) |
| Shoes | (NA) | 1 | (NA) | (D) | (D) | (D) | (D) | (D) | (D) | (NA) |
| Other apparel | (NA) | 4 | (NA) | 169 | 14 | 465 | 465 | 11 | 11 | (NA) |
| Furniture, home furnishings, appliances, total | (NA) | 19 | (NA) | (D) | (D) | (D) | (D) | (D) | (D) | (NA) |
| Furniture | (NA) | 6 | (NA) | 412 | 85 | 1,531 | 1,487 | 31 | 26 | (NA) |
| Floor coverings, draperies | (NA) | 1 | (NA) | (D) | (D) | (D) | (D) | (D) | (D) | (NA) |
| Other home furnishings | (NA) | 9 | (NA) | (D) | (D) | (D) | (D) | (D) | (D) | (NA) |
| Household appliances, radios, TV | (NA) | 3 | (NA) | (D) | (D) | (D) | (D) | (D) | (D) | (NA) |
| Other mail order houses, total | (NA) | 121 | (NA) | 23,701 | 3,891 | 85,360 | 83,456 | 1,384 | 1,295 | (NA) |
| Automotive store merchandise | (NA) | 2 | (NA) | (D) | (D) | (D) | (D) | (D) | (D) | (NA) |
| Lumber, building materials, hardware | (NA) | 3 | (NA) | (D) | (D) | (D) | (D) | (D) | (D) | (NA) |
| Proprietary medicines | (NA) | 2 | (NA) | (D) | (D) | (D) | (D) | (D) | (D) | (NA) |
| Feed, farm, garden supplies | (NA) | 13 | (NA) | 4,599 | 474 | 11,128 | 11,035 | 233 | 229 | (NA) |
| Jewelry | (NA) | 5 | (NA) | (D) | (D) | (D) | (D) | (D) | (D) | (NA) |
| Books, stationery | (NA) | 20 | (NA) | (D) | (D) | (D) | (D) | (D) | (D) | (NA) |
| Sporting goods | (NA) | 4 | (NA) | 195 | 12 | 180 | 160 | 6 | 4 | (NA) |
| Tobacco products | (NA) | 7 | (NA) | 1,520 | 189 | 6,394 | 6,010 | 112 | 100 | (NA) |
| Gifts, novelties, souvenirs | (NA) | 7 | (NA) | 293 | 27 | 564 | 481 | 17 | 11 | (NA) |
| Musical instruments | (NA) | 1 | (NA) | (D) | (D) | (D) | (D) | (D) | (D) | (NA) |
| Cameras, photographic supplies | (NA) | 5 | (NA) | 980 | 257 | 4,950 | 4,830 | 72 | 67 | (NA) |
| Other | (NA) | 52 | (NA) | 3,684 | 506 | 10,204 | 9,508 | 236 | 199 | (NA) |
| Direct Selling (house-to-house) Organizations | | | | | | | | | | |
| Total | 16,490 | 2,236 | 452,378 | 303,860 | 65,591 | 1,292,933 | 1,253,769 | 22,227 | 20,959 | 16,808 |
| Food, total | (NA) | 776 | (NA) | 124,348 | 23,105 | 472,546 | 450,396 | 7,379 | 6,831 | (NA) |
| Groceries | (NA) | 157 | (NA) | 61,305 | 11,468 | 265,186 | 248,048 | 3,905 | 3,582 | (NA) |
| Ice cream | (NA) | 52 | (NA) | 8,590 | 2,288 | 21,227 | 20,917 | 339 | 325 | (NA) |
| Fruits, vegetables | (NA) | 52 | (NA) | 2,026 | 118 | 2,355 | 2,276 | 67 | 59 | (NA) |
| Milk | (NA) | 120 | (NA) | 22,561 | 2,862 | 61,362 | 60,637 | 867 | 846 | (NA) |
| Bakery products | (NA) | 46 | (NA) | 13,585 | 3,733 | 70,090 | 68,206 | 986 | 924 | (NA) |
| Other food, n.e.c. | (NA) | 349 | (NA) | 16,281 | 2,636 | 52,326 | 50,312 | 1,215 | 1,095 | (NA) |
| Dry goods, general merchandise | (NA) | 208 | (NA) | 28,597 | 10,181 | 216,750 | 214,552 | 4,004 | 3,903 | (NA) |
| Apparel, accessories, total | (NA) | 90 | (NA) | 5,620 | 1,005 | 18,557 | 17,886 | 339 | 306 | (NA) |
| Men's, boys' clothing and furnishings | (NA) | 9 | (NA) | 578 | 71 | 1,405 | 1,380 | 18 | 16 | (NA) |
| Family clothing | (NA) | 44 | (NA) | 2,638 | 584 | 10,410 | 10,180 | 183 | 166 | (NA) |
| Women's ready-to-wear | (NA) | 23 | (NA) | 1,291 | 208 | 4,371 | 4,172 | 76 | 70 | (NA) |
| Other women's apparel, accessories, specialties | (NA) | 8 | (NA) | (D) | (D) | (D) | (D) | (D) | (D) | (NA) |
| Shoes | (NA) | 3 | (NA) | (D) | (D) | (D) | (D) | (D) | (D) | (NA) |
| Other apparel | (NA) | 3 | (NA) | 130 | 25 | 534 | 486 | 13 | 10 | (NA) |
| Furniture, home furnishings, appliances, total | (NA) | 540 | (NA) | 70,026 | 17,235 | 326,613 | 320,099 | 6,208 | 6,002 | (NA) |
| Furniture | (NA) | 110 | (NA) | 8,931 | 1,492 | 29,547 | 28,661 | 516 | 490 | (NA) |
| Floor coverings, draperies | (NA) | 21 | (NA) | 916 | 243 | 6,332 | 5,625 | 97 | 87 | (NA) |
| Other home furnishings | (NA) | 155 | (NA) | 14,658 | 3,387 | 67,187 | 65,403 | 1,218 | 1,166 | (NA) |
| Household appliances, radios, TV | (NA) | 254 | (NA) | 45,521 | 12,113 | 223,547 | 220,410 | 4,377 | 4,259 | (NA) |
| Other, total | (NA) | 622 | (NA) | 75,269 | 14,065 | 258,467 | 250,836 | 4,297 | 3,917 | (NA) |
| Jewelry | (NA) | 4 | (NA) | 159 | 33 | 765 | 675 | 12 | 10 | (NA) |
| Books, stationery | (NA) | 63 | (NA) | 23,800 | 4,500 | 94,004 | 91,866 | 1,310 | 1,228 | (NA) |
| Other | (NA) | 555 | (NA) | 51,310 | 9,532 | 163,698 | 158,295 | 2,975 | 2,679 | (NA) |
| Merchandise Vending Machine Operators | | | | | | | | | | |
| Total | 1,497 | 657 | 156,509 | 139,655 | 12,719 | 325,939 | 322,166 | 5,135 | 4,985 | 1,521 |
| Candy, nut, confectionery | (NA) | 204 | (NA) | 39,333 | 5,187 | 180,744 | 178,752 | 2,908 | 2,849 | (NA) |
| Milk, ice cream | (NA) | 25 | (NA) | 1,404 | 150 | 3,045 | 2,925 | 48 | 44 | (NA) |
| All other beverages (except milk) | (NA) | 91 | (NA) | 9,470 | 1,521 | 30,343 | 30,173 | 460 | 448 | (NA) |
| Tobacco products | (NA) | 206 | (NA) | 75,466 | 4,318 | 81,957 | 81,096 | 1,206 | 1,165 | (NA) |
| Other | (NA) | 131 | (NA) | 13,982 | 1,543 | 29,850 | 29,220 | 513 | 479 | (NA) |

Standard Notes: (D) Withheld to avoid disclosure. (NA) Not available. n.e.c. Not elsewhere classified. XXX Not applicable. (Z) Less than \$500. ... Represents zero.
¹ Group totals may include data for establishments without payroll which could not be classified by detailed kind of business.

UNITED STATES SUMMARY

Table 1D: RETAIL TRADE: 1954-REGIONS, BY KIND OF BUSINESS-Continued

Establishments, Sales, Payroll, and Personnel

| Region and kind of business | Establishments | | Sales | | Payroll, entire year (\$1,000) | Payroll, workweek ended nearest Nov. 15 | | Paid employees, workweek ended nearest Nov. 15 | | Proprietors (unincorporated businesses only) ¹ (Number) |
|--|--------------------|--------------|--|-----------------------------|-----------------------------------|---|---------------|--|---------------|---|
| | Total ¹ | With payroll | Total, all establishments ¹ | Establishments with payroll | | Total | Full workweek | Total | Full workweek | |
| | (Number) | (Number) | (\$1,000) | (\$1,000) | | (Dollars) | (Dollars) | (Number) | (Number) | |
| THE WEST | | | | | | | | | | |
| Retail trade, total..... | 239,525 | 161,245 | 26,795,606 | 25,091,638 | 3,039,775 | 59,667,935 | 55,228,436 | 1,027,280 | 845,433 | 260,144 |
| Food Stores | | | | | | | | | | |
| Total..... | 42,080 | 24,694 | 6,367,904 | 5,827,182 | 450,834 | 8,883,501 | 8,012,499 | 140,226 | 107,349 | 47,730 |
| Grocery stores..... | 29,271 | 16,759 | 5,580,011 | 5,157,397 | 370,903 | 7,291,058 | 6,559,847 | 112,111 | 85,061 | 32,989 |
| Meat markets..... | 4,231 | 2,763 | 383,238 | 332,826 | 28,452 | 553,928 | 507,598 | 7,700 | 6,091 | 5,109 |
| Fish (seafood) markets..... | 418 | 200 | 22,804 | 17,614 | 1,556 | 29,735 | 27,310 | 496 | 397 | 532 |
| Fruit stores, vegetable markets..... | 1,552 | 584 | 73,816 | (D) | (D) | (D) | (D) | (D) | (D) | (D) |
| Candy, nut, confectionery stores..... | 1,147 | 751 | 40,379 | (D) | (D) | (D) | (D) | (D) | (D) | (D) |
| Bakery products stores..... | 2,884 | 2,244 | 115,888 | (D) | (D) | (D) | (D) | (D) | (D) | (D) |
| Bakeries, with baking on premises..... | (NA) | 1,744 | (NA) | 77,362 | 19,351 | 399,016 | 364,126 | 8,217 | 6,584 | (NA) |
| Bakeries, without baking on premises..... | (NA) | 500 | (NA) | (D) | (D) | (D) | (D) | (D) | (D) | (D) |
| Delicatessen stores..... | 613 | 399 | 45,242 | 39,604 | 4,251 | 80,121 | 73,291 | 1,477 | 1,219 | 784 |
| Food stores, n.e.c..... | 1,696 | 994 | 100,368 | 83,582 | 10,542 | 202,510 | 183,640 | 3,664 | 2,804 | 1,862 |
| Eating, Drinking Places | | | | | | | | | | |
| Total..... | 48,832 | 37,528 | 2,177,564 | 2,015,340 | 489,605 | 9,947,988 | 9,119,627 | 217,545 | 178,794 | 60,894 |
| Eating places (except refreshment stands)..... | 28,584 | 21,638 | 1,425,605 | 1,331,927 | 361,197 | 7,311,616 | 6,767,059 | 162,247 | 136,091 | 35,425 |
| Restaurants, cafeterias..... | (NA) | 2,279 | (NA) | 1,302,724 | 352,544 | 7,142,012 | 6,617,645 | 158,233 | 133,296 | (NA) |
| Caterers..... | (NA) | 214 | (NA) | 13,892 | 3,297 | 69,285 | 57,149 | 1,884 | 1,134 | (NA) |
| In-plant food contractors..... | (NA) | 145 | (NA) | 15,311 | 5,356 | 100,319 | 92,265 | 2,080 | 1,661 | (NA) |
| Refreshment stands..... | 3,390 | 2,526 | 90,090 | 79,418 | 13,369 | 272,861 | 220,611 | 8,145 | 5,290 | 3,902 |
| Drinking places..... | 16,760 | 13,364 | 660,373 | 603,995 | 115,039 | 2,363,511 | 2,131,957 | 47,153 | 37,413 | 21,457 |
| General Merchandise Group | | | | | | | | | | |
| Total..... | 8,970 | 6,664 | 2,778,194 | 2,727,422 | 407,734 | 7,850,060 | 6,836,309 | 168,943 | 125,776 | 7,648 |
| Department stores..... | 410 | 410 | 1,688,045 | 1,688,045 | 271,256 | 5,206,449 | 4,536,064 | 103,859 | 80,346 | 27 |
| Dry goods, general merchandise stores..... | 3,637 | 2,557 | 559,852 | 534,972 | 62,784 | 1,215,723 | 1,103,186 | 25,475 | 19,202 | 3,329 |
| General stores..... | 1,382 | 954 | 126,227 | 113,813 | 9,797 | 162,756 | 150,152 | 3,422 | 2,602 | 1,560 |
| Variety stores..... | 3,471 | 2,743 | 402,016 | 390,592 | 63,897 | 1,265,132 | 1,046,907 | 36,112 | 23,426 | 2,658 |
| Apparel, Accessories Stores | | | | | | | | | | |
| Total..... | 15,991 | 13,123 | 1,498,328 | 1,447,518 | 200,280 | 3,837,676 | 3,534,368 | 73,820 | 59,571 | 14,441 |
| Shoe stores..... | 3,242 | 2,730 | 273,621 | 263,351 | 36,412 | 664,017 | 600,863 | 11,505 | 8,295 | 2,123 |
| Men's shoe stores..... | (NA) | 260 | (NA) | 16,879 | 2,118 | 39,794 | 37,641 | 620 | 515 | (NA) |
| Women's shoe stores..... | (NA) | 385 | (NA) | (D) | (D) | (D) | (D) | (D) | (D) | (NA) |
| Children's, juveniles' shoe stores..... | (NA) | 111 | (NA) | 7,184 | 947 | 17,258 | 15,414 | 317 | 233 | (NA) |
| Family shoe stores..... | (NA) | 1,974 | (NA) | (D) | (D) | (D) | (D) | (D) | (D) | (NA) |
| Men's, boys' clothing and furnishings stores..... | (NA) | 2,466 | (NA) | 310,409 | 40,937 | 759,926 | 705,996 | 12,372 | 10,040 | (NA) |
| Men's, boys' clothing stores..... | (NA) | 1,854 | (NA) | 255,434 | 34,942 | 650,975 | 604,925 | 10,410 | 8,459 | (NA) |
| Men's, boys' furnishings stores..... | (NA) | 612 | (NA) | 54,975 | 5,995 | 108,951 | 101,071 | 1,962 | 1,581 | (NA) |
| Family clothing stores..... | (NA) | 1,138 | (NA) | 204,124 | 27,510 | 533,382 | 486,542 | 10,690 | 8,460 | (NA) |
| Women's clothing, specialty stores..... | 6,258 | 5,280 | 598,737 | 582,739 | 82,835 | 1,616,617 | 1,498,146 | 34,359 | 28,777 | 5,662 |
| Ready-to-wear stores..... | (NA) | 4,116 | (NA) | 523,850 | 74,570 | 1,460,023 | 1,356,529 | 30,757 | 25,871 | (NA) |
| Millinery stores..... | (NA) | 483 | (NA) | (D) | (D) | (D) | (D) | (D) | (D) | (NA) |
| Clothing, specialty stores, n.e.c..... | (NA) | 681 | (NA) | (D) | (D) | (D) | (D) | (D) | (D) | (NA) |
| Children's, infants' wear stores..... | 1,096 | 780 | 47,912 | 42,418 | 3,890 | 85,086 | 74,588 | 2,117 | 1,583 | 1,271 |
| Apparel stores, n.e.c..... | 1,029 | 729 | 47,555 | 44,477 | 8,696 | 178,648 | 168,233 | 2,777 | 2,416 | 1,041 |
| Furniture, Home Furnishings, Appliance Dealers | | | | | | | | | | |
| Total..... | 14,234 | 10,140 | 1,484,307 | 1,402,043 | 195,457 | 3,878,929 | 3,729,348 | 54,916 | 49,788 | 15,081 |
| Furniture, home furnishings stores..... | 7,758 | 5,814 | 947,365 | 907,121 | 128,754 | 2,567,910 | 2,478,346 | 35,363 | 32,426 | 8,324 |
| Furniture stores..... | (NA) | 3,697 | (NA) | 722,219 | 97,319 | 1,933,381 | 1,875,169 | 26,216 | 24,170 | (NA) |
| Floor covering stores..... | (NA) | 699 | (NA) | 92,499 | 16,463 | 325,344 | 310,433 | 3,915 | 3,604 | (NA) |
| Home furnishings stores, n.e.c., antique stores..... | (NA) | 1,418 | (NA) | 92,403 | 14,972 | 309,185 | 292,744 | 5,252 | 4,652 | (NA) |
| Household appliance, radio, TV stores..... | 6,400 | 4,326 | 535,882 | 494,922 | 66,703 | 1,311,019 | 1,251,002 | 19,533 | 17,362 | 6,667 |
| Household appliance stores..... | 1,664 | (NA) | 171,681 | 171,681 | 24,208 | 463,789 | 446,516 | 7,235 | 6,364 | (NA) |
| Appliance, radio, TV stores..... | (NA) | 1,469 | (NA) | 226,189 | 28,643 | 573,075 | 547,780 | 8,196 | 7,263 | (NA) |
| Radio, TV stores..... | (NA) | 1,193 | (NA) | 97,052 | 13,852 | 274,155 | 256,706 | 4,102 | 3,465 | (NA) |
| Automotive Group | | | | | | | | | | |
| Total..... | 12,777 | 10,005 | 4,695,008 | 4,601,618 | 483,006 | 9,265,107 | 9,121,289 | 110,977 | 107,239 | 12,613 |
| Passenger car dealers (franchised)..... | 5,438 | 5,144 | 3,836,002 | 3,819,476 | 410,388 | 7,861,739 | 7,762,866 | 92,071 | 89,630 | 4,827 |
| Passenger car dealers (nonfranchised)..... | 3,235 | 2,009 | 453,058 | 408,330 | 23,872 | 441,318 | 427,425 | 5,887 | 5,461 | 3,696 |
| Tire, battery, accessory dealers..... | 2,925 | 2,127 | 275,929 | 257,367 | 39,965 | 791,688 | 766,653 | 10,747 | 9,871 | 2,886 |
| Motorcycle, aircraft, boat dealers..... | 580 | 374 | (D) | (D) | (D) | (D) | (D) | (D) | (D) | (D) |
| Household trailer dealers..... | 517 | 333 | (D) | (D) | (D) | (D) | (D) | (D) | (D) | (D) |
| Automotive dealers, n.e.c..... | 18 | 18 | (D) | (D) | (D) | (D) | (D) | (D) | (D) | (D) |
| Gasoline Service Stations | | | | | | | | | | |
| Total..... | 29,015 | 20,239 | 1,972,994 | 1,745,658 | 171,339 | 3,468,023 | 3,124,862 | 63,304 | 48,773 | 32,200 |
| Lumber, Bldg. Mads., Hardware, Farm Equipment Dealers | | | | | | | | | | |
| Total..... | 13,658 | 10,422 | 2,041,348 | 1,963,184 | 231,751 | 4,515,150 | 4,321,078 | 61,052 | 55,344 | 12,893 |
| Farm equipment dealers..... | 1,971 | 1,713 | 423,411 | 417,815 | 47,950 | 921,267 | 906,270 | 11,945 | 11,517 | 1,817 |
| Lumber, building materials dealers..... | 4,716 | 3,854 | 1,059,649 | 1,034,159 | 114,888 | 2,229,722 | 2,130,357 | 28,483 | 25,997 | 3,666 |
| Paint, glass, wallpaper stores..... | 1,559 | 985 | 98,931 | 86,797 | 12,325 | 240,128 | 231,035 | 3,340 | 3,043 | 1,555 |
| Plumbing, electrical supply stores..... | 1,048 | 632 | 69,898 | 63,434 | 12,638 | 261,808 | 245,645 | 3,146 | 2,765 | 1,128 |
| Hardware stores..... | 4,324 | 3,238 | 388,613 | 360,979 | 43,950 | 862,225 | 807,771 | 14,134 | 12,022 | 4,677 |
| Drug Stores, Proprietary Stores | | | | | | | | | | |
| Total..... | 7,117 | 6,369 | 874,574 | 855,138 | 111,178 | 2,192,166 | 1,953,756 | 41,838 | 31,852 | 7,223 |
| Drug stores..... | (NA) | 6,049 | (NA) | 838,994 | 109,650 | 2,162,663 | 1,927,501 | 41,075 | 31,295 | (NA) |
| Proprietary stores..... | (NA) | 320 | (NA) | 16,144 | 1,528 | 29,503 | 26,257 | 759 | 557 | (NA) |
| Other Retail Stores | | | | | | | | | | |
| Total..... | 36,148 | 20,548 | 2,383,482 | 2,098,018 | 224,459 | 4,400,263 | 4,134,511 | 72,641 | 61,883 | 38,259 |
| Liquor stores..... | 5,759 | 4,003 | 557,259 | 486,747 | 26,127 | 510,051 | 446,383 | 9,274 | 6,816 | 6,072 |
| Fuel, ice dealers..... | 2,052 | 1,372 | 206,666 | 196,014 | 27,088 | 546,957 | 526,884 | 7,474 | 6,838 | 1,918 |
| Fuel dealers (coal, wood)..... | (NA) | 412 | (NA) | 35,234 | 5,437 | 116,348 | 108,446 | 1,731 | 1,480 | (NA) |
| Liquefied petroleum gas dealers..... | (NA) | 504 | (NA) | (D) | (D) | (D) | (D) | (D) | (D) | (NA) |
| Fuel oil dealers..... | (NA) | 387 | (NA) | (D) | (D) | (D) | (D) | (D) | (D) | (NA) |
| Ice dealers..... | (NA) | 69 | (NA) | (D) | (D) | (D) | (D) | (D) | (D) | (NA) |
| Hay, grain, feed stores..... | 1,890 | 1,464 | 460,219 | 444,663 | 27,341 | 521,957 | 505,563 | 7,527 | 7,017 | 1,664 |
| Farm, garden supply stores..... | 1,314 | 842 | 110,219 | (D) | (D) | (D) | (D) | (D) | (D) | (D) |

Standard Notes: (D) Withheld to avoid disclosure. (NA) Not available. n.e.c. Not elsewhere classified. XXX Not applicable. (Z) Less than \$500. ... Represents zero.
¹ Group totals may include data for establishments without payroll which could not be classified by detailed kind of business.

Table 1D: RETAIL TRADE: 1954—REGIONS, BY KIND OF BUSINESS—Continued

Establishments, Sales, Payroll, and Personnel

| Region and kind of business | Establishments | | Sales | | Payroll, entire year (\$1,000) | Payroll, workweek ended nearest Nov. 15 | | Paid employees, workweek ended nearest Nov. 15 | | Proprietors (unincorporated businesses only) ¹ (Number) |
|--|--------------------------------|--------------------------|---|--|-----------------------------------|---|----------------------------|--|---------------------------|---|
| | Total ¹ (Number) | With payroll (Number) | Total, all establishments ¹ (\$1,000) | Establishments with payroll (\$1,000) | | Total (Dollars) | Full workweek (Dollars) | Total (Number) | Full workweek (Number) | |
| THE WEST--Con. | | | | | | | | | | |
| Other Retail Stores--Con. | | | | | | | | | | |
| Jewelry stores..... | 4,038 | 2,398 | 234,461 | 211,397 | 35,458 | 672,822 | 646,802 | 9,713 | 8,745 | 4,139 |
| Book stores..... | 462 | 290 | (D) | (D) | (D) | (D) | (D) | (D) | (D) | (D) |
| Stationery stores..... | 941 | 741 | 83,514 | 80,128 | 13,917 | 275,889 | 264,573 | 4,680 | 4,149 | 1,015 |
| Sporting goods stores..... | 1,763 | 931 | 93,831 | 76,813 | 8,443 | 171,486 | 160,109 | 2,806 | 2,302 | 1,963 |
| Bicycle stores..... | 384 | 184 | 10,434 | 7,406 | 930 | 18,693 | 16,600 | 374 | 286 | 405 |
| Florists..... | 2,136 | 1,422 | 64,965 | 55,303 | 9,284 | 179,796 | 162,995 | 3,656 | 2,866 | 2,480 |
| Cigar stores, stands..... | 895 | 457 | (D) | 24,418 | 2,999 | 59,295 | 55,558 | 1,167 | 968 | 966 |
| News dealers, newsstands..... | 841 | 311 | 27,046 | (D) | (D) | (D) | (D) | (D) | (D) | (D) |
| Gift, novelty, souvenir stores..... | 2,278 | 1,172 | 59,199 | 46,713 | 5,828 | 117,312 | 103,925 | 2,798 | 2,162 | 2,601 |
| Music stores..... | 1,068 | 656 | 71,732 | 64,296 | 9,388 | 187,861 | 175,752 | 3,027 | 2,599 | 1,121 |
| Camera, photographic supply stores..... | 653 | 505 | 58,339 | 54,129 | 6,287 | 119,656 | 113,610 | 1,965 | 1,712 | 671 |
| Luggage, leather goods stores..... | 317 | 183 | (D) | 11,045 | 1,398 | 27,375 | 25,772 | 471 | 399 | 322 |
| Optical goods stores..... | 517 | 331 | 23,131 | 20,417 | 4,865 | 95,360 | 94,537 | 1,142 | 1,106 | 434 |
| Office, store machine and equipment dealers..... | 427 | 265 | 21,160 | 18,204 | (D) | (D) | (D) | (D) | (D) | (D) |
| Retail stores (except second-hand) n.e.c..... | 1,612 | 1,612 | 85,963 | 85,963 | 11,846 | 243,272 | 224,387 | 4,561 | 3,698 | 1,554 |
| Second-hand stores..... | 2,857 | 1,409 | 85,004 | 69,540 | 12,674 | 250,992 | 237,382 | 5,008 | 4,422 | 3,242 |
| Nonstore Retailers | | | | | | | | | | |
| Total..... | 10,703 | 1,513 | 521,503 | 408,517 | 74,132 | 1,429,072 | 1,340,787 | 22,018 | 19,064 | 11,162 |
| Mail Order Houses | | | | | | | | | | |
| Total..... | 249 | 157 | 39,626 | 188,368 | 35,917 | 680,537 | 615,509 | 10,576 | 8,742 | 235 |
| Food..... | (NA) | 17 | (NA) | 1,477 | 268 | 12,005 | 11,054 | 259 | 214 | (NA) |
| General merchandise group, total..... | (NA) | 9 | (NA) | (D) | (D) | (D) | (D) | (D) | (D) | (NA) |
| Department store merchandise..... | (NA) | 5 | (NA) | (D) | (D) | (D) | (D) | (D) | (D) | (NA) |
| Dry goods, general merchandise..... | (NA) | 3 | (NA) | (D) | (D) | (D) | (D) | (D) | (D) | (NA) |
| Variety store merchandise..... | (NA) | 1 | (NA) | (D) | (D) | (D) | (D) | (D) | (D) | (NA) |
| Apparel, accessories, total..... | (NA) | 10 | (NA) | (D) | (D) | (D) | (D) | (D) | (D) | (NA) |
| Men's, boys' clothing and furnishings..... | (NA) | ... | (NA) | ... | ... | ... | ... | ... | ... | (NA) |
| Family clothing..... | (NA) | ... | (NA) | ... | ... | ... | ... | ... | ... | (NA) |
| Women's ready-to-wear..... | (NA) | 7 | (NA) | (D) | (D) | (D) | (D) | (D) | (D) | (NA) |
| Other women's apparel, accessories, specialties..... | (NA) | 1 | (NA) | (D) | (D) | (D) | (D) | (D) | (D) | (NA) |
| Shoes..... | (NA) | 2 | (NA) | (D) | (D) | (D) | (D) | (D) | (D) | (NA) |
| Other apparel..... | (NA) | ... | (NA) | ... | ... | ... | ... | ... | ... | (NA) |
| Furniture, home furnishings, appliances, total..... | (NA) | 9 | (NA) | 2,073 | 280 | 6,868 | 6,868 | 104 | 104 | (NA) |
| Furniture..... | (NA) | 3 | (NA) | (D) | (D) | (D) | (D) | (D) | (D) | (NA) |
| Floor coverings, draperies..... | (NA) | 1 | (NA) | (D) | (D) | (D) | (D) | (D) | (D) | (NA) |
| Other home furnishings..... | (NA) | 2 | (NA) | (D) | (D) | (D) | (D) | (D) | (D) | (NA) |
| Household appliances, radios, TV..... | (NA) | 3 | (NA) | ... | ... | ... | ... | ... | ... | (NA) |
| Other mail order houses, total..... | (NA) | 112 | (NA) | 22,942 | 3,533 | 70,138 | 67,338 | 775 | 668 | (NA) |
| Automotive store merchandise..... | (NA) | 3 | (NA) | (D) | (D) | (D) | (D) | (D) | (D) | (NA) |
| Lumber, building materials, hardware..... | (NA) | 5 | (NA) | 2,002 | 85 | 1,769 | 1,769 | 17 | 10 | (NA) |
| Proprietary medicines..... | (NA) | 10 | (NA) | 575 | 69 | 1,132 | 1,044 | 30 | 23 | (NA) |
| Feed, farm, garden supplies..... | (NA) | 9 | (NA) | 864 | 198 | 3,016 | 2,592 | 70 | 53 | (NA) |
| Jewelry..... | (NA) | 1 | (NA) | (D) | (D) | (D) | (D) | (D) | (D) | (NA) |
| Books, stationery..... | (NA) | 12 | (NA) | (D) | (D) | (D) | (D) | (D) | (D) | (NA) |
| Sporting goods..... | (NA) | 7 | (NA) | 1,140 | 123 | 3,004 | 2,572 | 54 | 39 | (NA) |
| Tobacco products..... | (NA) | ... | (NA) | ... | ... | ... | ... | ... | ... | (NA) |
| Gifts, novelties, souvenirs..... | (NA) | 10 | (NA) | 1,914 | 163 | 3,857 | 3,568 | 67 | 58 | (NA) |
| Musical instruments..... | (NA) | 8 | (NA) | 554 | 67 | 1,751 | 1,742 | 21 | 20 | (NA) |
| Cameras, photographic supplies..... | (NA) | 3 | (NA) | 144 | 30 | 520 | 520 | 8 | 8 | (NA) |
| Other..... | (NA) | 44 | (NA) | 3,430 | 393 | 7,260 | 6,487 | 139 | 100 | (NA) |
| Direct Selling (house-to-house) Organizations | | | | | | | | | | |
| Total..... | 3,629 | 1,049 | 252,314 | 149,444 | 31,323 | 614,025 | 594,838 | 9,604 | 8,696 | 10,060 |
| Food, total..... | (NA) | 377 | (NA) | 57,445 | 9,415 | 193,652 | 187,219 | 2,690 | 2,336 | (NA) |
| Groceries..... | (NA) | 52 | (NA) | 19,370 | 3,621 | 74,380 | 73,295 | 818 | 780 | (NA) |
| Ice cream..... | (NA) | 18 | (NA) | 860 | 104 | 1,698 | 1,620 | 36 | 30 | (NA) |
| Fruits, vegetables..... | (NA) | 12 | (NA) | 692 | 50 | 1,177 | 1,072 | 24 | 20 | (NA) |
| Milk..... | (NA) | 139 | (NA) | 25,837 | 3,953 | 80,471 | 79,339 | 1,026 | 997 | (NA) |
| Bakery products..... | (NA) | 22 | (NA) | 2,639 | 437 | 9,274 | 9,029 | 147 | 135 | (NA) |
| Other food, n.e.c..... | (NA) | 134 | (NA) | 8,047 | 1,250 | 26,652 | 22,864 | 639 | 374 | (NA) |
| Dry goods, general merchandise..... | (NA) | 26 | (NA) | 3,664 | 1,396 | 33,244 | 33,158 | 652 | 646 | (NA) |
| Apparel, accessories, total..... | (NA) | 13 | (NA) | 566 | 54 | 1,101 | 1,062 | 19 | 16 | (NA) |
| Men's, boys' clothing and furnishings..... | (NA) | 2 | (NA) | (D) | (D) | (D) | (D) | (D) | (D) | (NA) |
| Family clothing..... | (NA) | 4 | (NA) | 113 | 7 | 133 | 103 | 4 | 2 | (NA) |
| Women's ready-to-wear..... | (NA) | 6 | (NA) | 261 | 27 | 576 | 567 | 10 | 9 | (NA) |
| Other women's apparel, accessories, specialties..... | (NA) | ... | (NA) | ... | ... | ... | ... | ... | ... | (NA) |
| Shoes..... | (NA) | ... | (NA) | ... | ... | ... | ... | ... | ... | (NA) |
| Other apparel..... | (NA) | 1 | (NA) | (D) | (D) | (D) | (D) | (D) | (D) | (NA) |
| Furniture, home furnishings, appliances, total..... | (NA) | 203 | (NA) | 39,914 | 9,217 | 176,175 | 170,930 | 2,558 | 2,398 | (NA) |
| Furniture..... | (NA) | 17 | (NA) | 1,330 | 315 | 4,702 | 4,011 | 93 | 74 | (NA) |
| Floor coverings, draperies..... | (NA) | 13 | (NA) | 1,171 | 311 | 4,089 | 3,775 | 49 | 43 | (NA) |
| Other home furnishings..... | (NA) | 49 | (NA) | 14,792 | 2,253 | 52,472 | 51,611 | 513 | 491 | (NA) |
| Household appliances, radios, TV..... | (NA) | 124 | (NA) | 22,621 | 6,338 | 114,912 | 111,533 | 1,903 | 1,790 | (NA) |
| Other, total..... | (NA) | 430 | (NA) | 47,855 | 11,241 | 209,853 | 202,469 | 3,685 | 3,300 | (NA) |
| Jewelry..... | (NA) | 7 | (NA) | (D) | (D) | (D) | (D) | (D) | (D) | (NA) |
| Books, stationery..... | (NA) | 61 | (NA) | 13,116 | 4,354 | 80,722 | 78,931 | 1,335 | 1,279 | (NA) |
| Other..... | (NA) | 362 | (NA) | (D) | (D) | (D) | (D) | (D) | (D) | (NA) |
| Merchandise Vending Machine Operators | | | | | | | | | | |
| Total..... | 825 | 307 | 79,563 | 70,705 | 6,892 | 134,510 | 130,440 | 1,838 | 1,626 | 867 |
| Candy, nut, confectionery..... | (NA) | 81 | (NA) | 22,425 | 2,738 | 50,849 | 49,863 | 697 | 643 | (NA) |
| Milk, ice cream..... | (NA) | 15 | (NA) | 1,093 | 145 | 2,676 | 2,603 | 34 | 32 | (NA) |
| All other beverages (except milk)..... | (NA) | 53 | (NA) | 6,316 | 951 | 19,184 | 18,866 | 261 | 245 | (NA) |
| Tobacco products..... | (NA) | 103 | (NA) | 36,872 | 2,634 | 53,053 | 51,760 | 641 | 594 | (NA) |
| Other..... | (NA) | 55 | (NA) | 3,999 | 424 | 8,748 | 7,348 | 205 | 112 | (NA) |

Standard Notes: (D) Withheld to avoid disclosure. (NA) Not available. n.e.c. Not elsewhere classified. XXXX Not applicable. (Z) Less than \$500. ... Represents zero.
¹ Group totals may include data for establishments without payroll which could not be classified by detailed kind of business.

UNITED STATES SUMMARY

Table 1E. RETAIL TRADE: 1948¹-REGIONS, BY KIND OF BUSINESS

Establishments and Sales

| Kind of business | THE NORTHEASTERN STATES | | | | THE NORTH CENTRAL STATES | | | |
|---|-------------------------|-----------------------------|--|--|--------------------------|-----------------------------|--|--|
| | Establishments | | Sales | | Establishments | | Sales | |
| | Total (Number) | With payroll (Number) | Total, all establish- ments (\$1,000) | Establish- ments with payroll (\$1,000) | Total (Number) | With payroll (Number) | Total, all establish- ments (\$1,000) | Establish- ments with payroll (\$1,000) |
| Retail trade, total..... | 481,419 | 305,566 | 35,948,295 | 32,385,893 | 509,495 | 362,859 | 41,659,914 | 38,719,691 |
| Food stores, total..... | 144,453 | 70,434 | 9,061,156 | 7,278,014 | 123,145 | 72,716 | 8,705,918 | 7,552,704 |
| Grocery stores..... | 87,022 | 40,252 | 6,747,096 | 5,467,150 | 94,654 | 53,946 | 7,489,602 | 6,504,775 |
| Other food stores..... | 57,431 | 30,182 | 2,314,060 | 1,810,864 | 28,491 | 18,770 | 1,216,316 | 1,047,929 |
| Eating, drinking places, total..... | 93,707 | 71,186 | 3,544,898 | 3,245,470 | 109,059 | 81,631 | 3,423,886 | 2,985,051 |
| Eating places..... | 48,110 | 36,272 | 2,147,711 | 2,008,858 | 51,059 | 41,410 | 1,735,119 | 1,555,033 |
| Drinking places..... | 45,597 | 34,914 | 1,397,187 | 1,236,612 | 58,000 | 40,221 | 1,688,767 | 1,430,018 |
| General merchandise group..... | 14,504 | 8,980 | 4,014,776 | 3,935,836 | 17,439 | 13,326 | 5,090,396 | 5,015,409 |
| Apparel, accessories stores, total..... | 42,520 | 30,118 | 3,559,286 | 3,364,114 | 30,450 | 24,241 | 2,759,904 | 2,659,968 |
| Shoe stores..... | 7,231 | 5,364 | 529,670 | 496,652 | 6,234 | 4,935 | 438,027 | 415,093 |
| Other apparel stores..... | 35,289 | 24,754 | 3,029,616 | 2,867,462 | 24,216 | 19,306 | 2,321,877 | 2,244,875 |
| Furniture, home furnishings, appliance dealers..... | 23,677 | 16,262 | 1,958,138 | 1,799,431 | 23,792 | 18,008 | 1,892,601 | 1,788,443 |
| Automotive group..... | 18,100 | 15,322 | 4,498,556 | 4,396,636 | 29,686 | 25,262 | 6,839,812 | 6,663,966 |
| Gasoline service stations..... | 40,512 | 23,675 | 1,367,293 | 1,069,208 | 58,345 | 36,944 | 2,279,235 | 1,881,424 |
| Lumber, bldg. mats., hardware, farm equip. dealers, total..... | 18,991 | 14,286 | 2,055,158 | 1,968,711 | 42,915 | 35,664 | 4,519,539 | 4,360,185 |
| Farm equipment dealers..... | 1,516 | 1,296 | 188,344 | 182,523 | 10,234 | 9,274 | 1,262,617 | 1,229,405 |
| Lumber, bldg. mats., supplies, equipment, hardware dealers..... | 17,475 | 12,990 | 1,866,814 | 1,786,188 | 32,681 | 26,390 | 3,256,922 | 3,130,780 |
| Drug stores, proprietary stores, total..... | 16,202 | 12,887 | 990,296 | 892,510 | 17,028 | 15,138 | 1,310,964 | 1,273,617 |
| Drug stores..... | 14,141 | 11,327 | 902,041 | 815,460 | 14,484 | 13,198 | 1,204,975 | 1,177,589 |
| Proprietary stores..... | 2,061 | 1,560 | 88,255 | 77,050 | 2,544 | 1,940 | 105,989 | 96,028 |
| Other retail stores, total..... | 66,897 | 40,843 | 4,343,691 | (D) | 56,191 | 38,679 | 3,814,469 | 3,519,513 |
| Liquor stores..... | 10,404 | 6,778 | 842,377 | 720,010 | 8,434 | 5,484 | 601,698 | 524,492 |
| Fuel, ice dealers..... | 8,809 | 6,958 | 1,124,420 | 1,088,502 | 7,066 | 6,066 | 759,778 | 740,253 |
| Feed, farm, garden supply stores..... | 3,884 | 3,296 | 752,611 | 725,440 | 8,033 | 6,112 | 1,144,685 | 1,076,527 |
| Jewelry stores..... | 5,616 | 3,846 | 340,025 | 315,202 | 6,643 | 4,657 | 359,416 | 332,327 |
| Other retail stores..... | 38,184 | 19,965 | 1,284,258 | (D) | 26,015 | 16,360 | 951,892 | 845,914 |
| Nonstore retailers..... | 1,856 | 1,573 | 555,047 | (D) | 1,445 | 1,250 | 1,023,190 | 1,019,411 |

| Kind of business | THE SOUTH | | | | THE WEST | | | |
|---|-------------------|-----------------------------|--|--|-------------------|-----------------------------|--|--|
| | Establishments | | Sales | | Establishments | | Sales | |
| | Total (Number) | With payroll (Number) | Total, all establish- ments (\$1,000) | Establish- ments with payroll (\$1,000) | Total (Number) | With payroll (Number) | Total, all establish- ments (\$1,000) | Establish- ments with payroll (\$1,000) |
| Retail trade, total..... | 461,837 | 299,995 | 31,860,788 | 29,275,275 | 215,728 | 150,272 | 19,380,255 | 17,971,349 |
| Food stores, total..... | 148,592 | 64,022 | 7,095,995 | 5,751,032 | 44,723 | 25,360 | 4,344,795 | 3,793,778 |
| Grocery stores..... | 134,326 | 55,418 | 6,637,912 | 5,361,693 | 34,752 | 18,515 | 3,855,107 | 3,365,684 |
| Other food stores..... | 14,266 | 8,604 | 458,083 | 389,339 | 9,971 | 6,845 | 489,688 | 428,094 |
| Eating, drinking places, total..... | 76,623 | 56,315 | 1,987,935 | 1,805,361 | 46,400 | 36,347 | 1,688,698 | 1,573,169 |
| Eating places..... | 51,369 | 40,693 | 1,462,398 | 1,380,595 | 28,647 | 22,788 | 1,095,567 | 1,038,438 |
| Drinking places..... | 25,254 | 15,622 | 525,537 | 424,766 | 17,753 | 13,559 | 593,131 | 534,731 |
| General merchandise group..... | 30,783 | 20,285 | 4,377,722 | 4,184,939 | 8,081 | 6,167 | 2,313,247 | 2,281,548 |
| Apparel, accessories stores, total..... | 23,542 | 19,923 | 2,204,386 | 2,147,423 | 14,432 | 10,881 | 1,193,219 | 1,134,490 |
| Shoe stores..... | 3,387 | 3,002 | 305,292 | 298,808 | 2,349 | 1,947 | 187,619 | 179,969 |
| Other apparel stores..... | 20,155 | 16,921 | 1,899,094 | 1,848,615 | 12,083 | 8,934 | 1,005,600 | 954,521 |
| Furniture, home furnishings, appliance dealers..... | 20,861 | 17,147 | 1,674,507 | 1,611,739 | 12,093 | 8,858 | 1,067,132 | 1,012,467 |
| Automotive group..... | 25,233 | 21,937 | 5,591,651 | 5,439,809 | 12,266 | 10,134 | 3,170,437 | 3,065,157 |
| Gasoline service stations..... | 53,113 | 34,623 | 1,707,844 | 1,448,245 | 27,677 | 17,130 | 1,115,781 | 911,533 |
| Lumber, bldg. mats., hardware, farm equip. dealers, total..... | 22,681 | 19,589 | 2,780,774 | 2,711,966 | 12,755 | 10,360 | 1,787,509 | 1,727,076 |
| Farm equipment dealers..... | 3,935 | 3,702 | 561,801 | 552,553 | 1,824 | 1,672 | 373,201 | 367,572 |
| Lumber, bldg. mats., supplies, equipment, hardware dealers..... | 18,746 | 15,887 | 2,218,973 | 2,159,413 | 10,931 | 8,688 | 1,414,308 | 1,359,504 |
| Drug stores, proprietary stores, total..... | 15,440 | 13,702 | 1,077,900 | 1,050,111 | 6,612 | 5,901 | 632,349 | 615,939 |
| Drug stores..... | 12,229 | 11,272 | 968,315 | 954,283 | 5,892 | 5,357 | 602,804 | 589,128 |
| Proprietary stores..... | 3,211 | 2,430 | 109,585 | 95,828 | 720 | 544 | 29,545 | 26,811 |
| Other retail stores, total..... | 43,977 | 31,533 | 2,905,875 | (D) | 30,065 | 18,609 | 1,790,564 | 1,581,579 |
| Liquor stores..... | 8,462 | 5,603 | 732,557 | (D) | 5,649 | 3,417 | 402,136 | (D) |
| Fuel, ice dealers..... | 3,962 | 3,451 | 371,048 | 355,652 | 1,636 | 1,380 | 170,292 | 166,155 |
| Feed, farm, garden supply stores..... | 6,779 | 5,311 | 799,209 | (D) | 2,453 | 1,883 | 440,065 | (D) |
| Jewelry stores..... | 4,936 | 3,802 | 318,408 | 303,717 | 3,355 | 2,278 | 191,796 | 176,981 |
| Other retail stores..... | 19,838 | 13,366 | 684,653 | (D) | 16,972 | 9,651 | 586,275 | 500,875 |
| Nonstore retailers..... | 992 | 919 | 456,199 | (D) | 624 | 525 | 276,524 | 274,613 |

Standard Notes: (D) Withheld to avoid disclosure. (NA) Not available. ... Represents zero.

¹Data in this table differ from those which appeared in the publications of the 1948 Census of Retail Trade. For a description of the adjustments see Comparison of 1948 and 1954 Censuses in the Introduction.

Table 1F. RETAIL TRADE: 1954—GEOGRAPHIC DIVISIONS, BY KIND OF BUSINESS

Establishments, Sales, Payroll, and Personnel

| Division and kind of business | Establishments | | Sales | | Payroll, entire year (\$1,000) | Payroll, workweek ended nearest Nov. 15 | | Paid employees, workweek ended nearest Nov. 15 | | Proprietors (unincorporated businesses only) ¹ (Number) |
|--|--------------------|--------------|--|-----------------------------|--------------------------------|---|---------------|--|---------------|--|
| | Total ¹ | With payroll | Total, all establishments ¹ | Establishments with payroll | | Total | Full workweek | Total | Full workweek | |
| | (Number) | (Number) | (\$1,000) | (\$1,000) | | (Dollars) | (Dollars) | (Number) | (Number) | |
| NEW ENGLAND | | | | | | | | | | |
| Retail trade, total..... | 112,807 | 75,211 | 10,911,468 | 10,179,424 | 1,207,892 | 23,185,448 | 21,126,318 | 484,634 | 376,729 | 99,498 |
| Food Stores | | | | | | | | | | |
| Total..... | 25,588 | 14,286 | 2,753,616 | 2,475,318 | 180,256 | 3,483,896 | 3,012,013 | 76,866 | 53,644 | 25,284 |
| Grocery stores..... | 16,588 | 10,162 | 2,367,085 | 2,186,541 | 145,698 | 2,785,468 | 2,389,646 | 60,627 | 41,442 | 16,077 |
| Meat markets..... | 1,214 | 700 | 108,189 | 92,381 | 7,801 | 150,260 | 133,140 | 2,855 | 2,136 | 1,240 |
| Fish (seafood) markets..... | 562 | 278 | 22,008 | 17,630 | 1,565 | 31,744 | 27,885 | 771 | 556 | 573 |
| Fruit stores, vegetable markets..... | 1,173 | 429 | 43,777 | 30,623 | 2,538 | 48,619 | 42,044 | 1,329 | 823 | 1,351 |
| Candy, nut, confectionery stores..... | 885 | 547 | 26,700 | (D) | (D) | (D) | (D) | (D) | (D) | (D) |
| Bakery products stores..... | 1,893 | 1,345 | 68,430 | (D) | (D) | (D) | (D) | (D) | (D) | (D) |
| Bakeries, with baking on premises..... | (NA) | 1,154 | (NA) | 52,116 | 12,507 | 268,660 | 242,116 | 6,328 | 4,946 | (NA) |
| Bakeries, without baking on premises..... | (NA) | 191 | (NA) | (D) | (D) | (D) | (D) | (D) | (D) | (NA) |
| Delicatessen stores..... | 464 | 350 | 28,221 | 25,161 | 2,357 | 46,375 | 40,451 | 1,122 | 839 | 421 |
| Food stores, n.e.c..... | 1,019 | 475 | 51,996 | 41,738 | 3,782 | 71,352 | 65,060 | 1,433 | 1,096 | 293 |
| Eating, Drinking Places | | | | | | | | | | |
| Total..... | 18,367 | 15,319 | 780,521 | 741,793 | 164,737 | 3,318,001 | 2,956,611 | 91,482 | 68,818 | 16,297 |
| Eating places (except refreshment stands)..... | 10,777 | 8,591 | 530,400 | 502,588 | 119,638 | 2,412,101 | 2,155,677 | 67,704 | 51,356 | 10,629 |
| Restaurants, cafeterias..... | (NA) | 8,197 | (NA) | (D) | (D) | (D) | (D) | (D) | (D) | (NA) |
| Caterers..... | (NA) | 180 | (NA) | (D) | (D) | (D) | (D) | (D) | (D) | (NA) |
| In-plant food contractors..... | (NA) | 214 | (NA) | (D) | (D) | (D) | (D) | (D) | (D) | (NA) |
| Refreshment stands..... | 1,591 | 1,595 | 52,700 | 48,424 | 7,247 | 142,065 | 115,267 | 4,769 | 3,019 | 1,924 |
| Drinking places..... | 5,559 | 5,133 | 197,009 | 190,781 | 37,852 | 763,835 | 685,667 | 19,009 | 14,443 | 3,702 |
| General Merchandise Group | | | | | | | | | | |
| Total..... | 4,573 | 3,053 | 1,040,394 | 1,012,100 | 107,376 | 3,295,594 | 2,862,147 | 83,154 | 59,072 | 3,758 |
| Department stores..... | 203 | 203 | 611,460 | 611,460 | 109,737 | 2,171,233 | 1,944,398 | 48,320 | 37,725 | 10 |
| Dry goods, general merchandise stores..... | 1,928 | 1,100 | 144,035 | 131,905 | 18,712 | 363,714 | 323,147 | 8,932 | 6,609 | 1,710 |
| General stores..... | 910 | 504 | 47,675 | 36,353 | 2,065 | 43,124 | 36,839 | 1,212 | 854 | 1,000 |
| Variety stores..... | 1,490 | 1,246 | 236,470 | 232,382 | 36,862 | 717,523 | 557,763 | 24,690 | 15,884 | 996 |
| Apparel, Accessories Stores | | | | | | | | | | |
| Total..... | 9,122 | 7,348 | 776,348 | 749,460 | 109,902 | 2,077,743 | 1,877,103 | 45,041 | 34,481 | 6,608 |
| Shoe stores..... | 1,900 | 1,522 | 133,022 | 125,994 | 17,319 | 316,017 | 289,435 | 6,011 | 4,539 | 1,087 |
| Men's shoe stores..... | (NA) | 164 | (NA) | (D) | (D) | (D) | (D) | (D) | (D) | (NA) |
| Women's shoe stores..... | (NA) | 288 | (NA) | 33,243 | 4,894 | 91,308 | 84,982 | 1,606 | 1,251 | (NA) |
| Children's, juveniles' shoe stores..... | (NA) | 34 | (NA) | (D) | (D) | (D) | (D) | (D) | (D) | (NA) |
| Family shoe stores..... | (NA) | 1,036 | (NA) | 79,854 | 10,966 | 197,457 | 178,862 | 3,945 | 2,922 | (NA) |
| Men's, boys' clothing and furnishings stores..... | (NA) | 1,552 | (NA) | 162,220 | 23,806 | 441,570 | 406,277 | 7,855 | 6,181 | (NA) |
| Men's, boys' clothing stores..... | (NA) | 1,055 | (NA) | 127,294 | 19,769 | 369,966 | 340,195 | 6,432 | 5,058 | (NA) |
| Men's, boys' furnishings stores..... | (NA) | 497 | (NA) | 34,926 | 4,037 | 71,604 | 66,082 | 1,423 | 1,123 | (NA) |
| Family clothing stores..... | (NA) | 611 | (NA) | 109,894 | 14,947 | 270,010 | 239,003 | 6,272 | 4,760 | (NA) |
| Women's clothing, specialty stores..... | 3,410 | 2,870 | 302,083 | 295,537 | 44,914 | 867,410 | 777,929 | 21,234 | 16,211 | 2,608 |
| Ready-to-wear stores..... | (NA) | 1,975 | (NA) | 254,508 | 38,895 | 747,114 | 673,276 | 18,233 | 13,954 | (NA) |
| Millinery stores..... | (NA) | 415 | (NA) | 12,937 | 2,142 | 43,023 | 37,904 | 1,197 | 879 | (NA) |
| Clothing, specialty stores, n.e.c..... | (NA) | 480 | (NA) | 28,092 | 3,877 | 77,273 | 66,749 | 1,804 | 1,378 | (NA) |
| Children's, infants' wear stores..... | 490 | 388 | 29,708 | 28,006 | 3,397 | 67,113 | 56,005 | 1,806 | 1,186 | 440 |
| Apparel stores, n.e.c..... | 631 | 405 | 29,727 | 27,809 | 5,519 | 115,623 | 108,456 | 1,863 | 1,604 | 514 |
| Furniture, Home Furnishings, Appliance Dealers | | | | | | | | | | |
| Total..... | 6,463 | 4,481 | 517,605 | 487,903 | 76,732 | 1,459,339 | 1,393,014 | 23,734 | 21,108 | 5,109 |
| Furniture, home furnishings stores..... | 3,639 | 2,551 | 311,029 | 295,241 | 48,514 | 922,498 | 885,768 | 14,658 | 13,190 | 2,885 |
| Furniture stores..... | (NA) | 1,511 | (NA) | 230,302 | 37,508 | 702,394 | 676,805 | 10,887 | 9,878 | (NA) |
| Floor covering stores..... | (NA) | 359 | (NA) | 29,929 | 5,325 | 105,363 | 102,475 | 1,518 | 1,416 | (NA) |
| Home furnishings stores, n.e.c., antique stores..... | (NA) | 681 | (NA) | 35,010 | 5,681 | 114,841 | 106,488 | 2,253 | 1,896 | (NA) |
| Household appliance, radio, TV stores..... | 2,770 | 1,930 | 206,004 | 192,662 | 28,218 | 536,741 | 507,246 | 9,076 | 7,918 | 2,168 |
| Household appliance stores..... | (NA) | 802 | (NA) | 76,293 | 13,240 | 246,975 | 235,744 | 4,143 | 3,687 | (NA) |
| Appliance, radio, TV stores..... | (NA) | 693 | (NA) | 87,477 | 10,922 | 208,627 | 197,624 | 3,467 | 3,018 | (NA) |
| Radio, TV stores..... | (NA) | 435 | (NA) | 28,892 | 4,056 | 81,139 | 73,878 | 1,466 | 1,213 | (NA) |
| Automotive Group | | | | | | | | | | |
| Total..... | 5,016 | 4,128 | 1,758,552 | 1,733,580 | 172,030 | 3,089,579 | 3,029,994 | 44,425 | 42,255 | 3,215 |
| Passenger car dealers (franchised)..... | 2,610 | 2,538 | 1,529,519 | 1,525,995 | 150,927 | 2,697,894 | 2,657,139 | 38,061 | 36,710 | 1,152 |
| Passenger car dealers (nonfranchised)..... | 1,156 | 700 | 113,984 | 100,608 | 6,973 | 124,114 | 119,803 | 1,944 | 1,765 | 1,091 |
| Tire, battery, accessory dealers..... | 927 | 707 | 90,004 | 84,642 | 12,207 | 233,396 | 221,069 | 3,864 | 3,294 | 682 |
| Motorcycle, aircraft, boat dealers..... | 230 | 126 | 14,080 | 12,800 | 1,314 | 23,653 | 22,279 | 386 | 339 | 210 |
| Household trailer dealers..... | 68 | 48 | 9,611 | 8,793 | 529 | 8,853 | 8,219 | 146 | 125 | 60 |
| Automotive dealers, n.e.c..... | 9 | 9 | 742 | 742 | 80 | 1,649 | 1,485 | 24 | 22 | 4 |
| Gasoline Service Stations | | | | | | | | | | |
| Total..... | 10,315 | 6,983 | 572,362 | 487,082 | 39,032 | 785,036 | 689,417 | 17,401 | 12,532 | 10,947 |
| Lumber, Bldg. Mats., Hardware, Farm Equipment Dealers | | | | | | | | | | |
| Total..... | 4,823 | 3,607 | 662,488 | 640,148 | 85,427 | 1,613,243 | 1,548,072 | 25,063 | 22,560 | 3,518 |
| Farm equipment dealers..... | 377 | 297 | 50,234 | 48,630 | 5,461 | 106,437 | 102,496 | 1,715 | 1,597 | 308 |
| Lumber, building materials dealers..... | 1,436 | 1,090 | 367,390 | 360,878 | 46,252 | 860,106 | 832,529 | 12,025 | 11,250 | 815 |
| Paint, glass, wallpaper stores..... | 611 | 453 | 36,247 | 33,381 | 5,141 | 99,268 | 96,402 | 1,597 | 1,463 | 447 |
| Plumbing, electrical supply stores..... | 451 | 295 | 34,175 | 31,789 | 5,243 | 107,807 | 103,717 | 1,568 | 1,459 | 410 |
| Hardware stores..... | 1,926 | 1,472 | 174,228 | 165,470 | 23,330 | 439,625 | 412,926 | 8,158 | 6,791 | 1,414 |
| Drug Stores, Proprietary Stores | | | | | | | | | | |
| Total..... | 4,034 | 3,810 | 340,348 | 334,598 | 41,552 | 798,113 | 663,557 | 19,950 | 12,711 | 3,147 |
| Drug stores..... | (NA) | 3,363 | (NA) | 309,425 | 39,357 | 756,160 | 626,946 | 18,713 | 11,813 | (NA) |
| Proprietary stores..... | (NA) | 447 | (NA) | 25,173 | 2,195 | 41,953 | 36,611 | 1,237 | 898 | (NA) |
| Other Retail Stores | | | | | | | | | | |
| Total..... | 18,327 | 10,961 | 1,386,134 | 1,254,058 | 129,336 | 2,457,591 | 2,309,931 | 44,447 | 37,579 | 15,571 |
| Liquor stores..... | 3,084 | 2,162 | 283,887 | 252,105 | 18,713 | 347,584 | 314,853 | 5,968 | 4,616 | 1,277 |
| Fuel, ice dealers..... | 4,218 | 2,458 | 475,910 | 438,422 | 44,763 | 883,773 | 852,544 | 13,667 | 12,501 | 3,772 |
| Fuel dealers (coal, wood)..... | (NA) | 447 | (NA) | 102,492 | 9,677 | 196,654 | 190,325 | 3,108 | 2,869 | (NA) |
| Liquefied petroleum gas dealers..... | (NA) | 135 | (NA) | (D) | (D) | (D) | (D) | (D) | (D) | (NA) |
| Fuel oil dealers..... | (NA) | 1,760 | (NA) | 309,446 | 31,336 | 616,577 | 593,477 | 9,415 | 8,563 | (NA) |
| Ice dealers..... | (NA) | 56 | (NA) | (D) | (D) | (D) | (D) | (D) | (D) | (NA) |
| Hay, grain, feed stores..... | 796 | 692 | 210,836 | 207,474 | 10,779 | 196,201 | 188,109 | 3,308 | 3,047 | 321 |
| Farm, garden supply stores..... | 726 | 108 | 14,377 | (D) | (D) | (D) | (D) | (D) | (D) | (D) |

Standard Notes: (D) Withheld to avoid disclosure. (NA) Not available. n.e.c. Not elsewhere classified. XXX Not applicable. (Z) Less than \$500. ... Represents zero.

¹ Group totals may include data for establishments without payroll which could not be classified by detailed kind of business.

UNITED STATES SUMMARY

Table 1F. RETAIL TRADE: 1954—GEOGRAPHIC DIVISIONS, BY KIND OF BUSINESS—Continued

Establishments, Sales, Payroll, and Personnel

| Division and kind of business | Establishments | | Sales | | Payroll, entire year (\$1,000) | Payroll, workweek ended nearest Nov. 15 | | Paid employees, workweek ended nearest Nov. 15 | | Proprietors (unincorporated businesses only) ¹ (Number) |
|--|--------------------|--------------|--|-----------------------------|-----------------------------------|---|---------------|--|---------------|---|
| | Total ¹ | With payroll | Total, all establishments ¹ | Establishments with payroll | | Total | Full workweek | Total | Full workweek | |
| | (Number) | (Number) | (\$1,000) | (\$1,000) | | (Dollars) | (Dollars) | (Number) | (Number) | |
| NEW ENGLAND--Con. | | | | | | | | | | |
| Other Retail Stores--Con. | | | | | | | | | | |
| Jewelry stores..... | 1,463 | 1,005 | 98,638 | 93,330 | 15,725 | 284,923 | 270,303 | 5,203 | 4,462 | 1,155 |
| Book stores..... | 194 | 144 | 12,185 | 11,927 | 1,772 | 34,461 | 31,131 | 785 | 616 | 136 |
| Stationery stores..... | 454 | 354 | 31,987 | 30,169 | 5,169 | 92,596 | 86,291 | 1,954 | 1,599 | 364 |
| Sporting goods stores..... | 633 | 307 | 26,680 | 22,090 | 2,543 | 48,492 | 44,828 | 958 | 801 | 594 |
| Bicycle stores..... | 95 | 41 | 2,182 | 1,484 | 188 | 3,507 | 3,205 | 79 | 61 | 93 |
| Florists..... | 1,144 | 650 | 31,671 | 25,961 | 5,010 | 93,002 | 85,626 | 2,058 | 1,667 | 1,176 |
| Cigar stores, stands..... | 430 | 248 | 20,597 | 16,343 | 1,232 | 24,741 | 21,374 | 619 | 455 | 430 |
| News dealers, newsstands..... | 643 | 419 | 36,402 | 31,402 | 3,180 | 61,084 | 52,742 | 2,202 | 1,528 | 581 |
| Gift, novelty, souvenir stores..... | 1,166 | 630 | 23,202 | 17,802 | 2,200 | 43,133 | 35,304 | 1,267 | 837 | 1,197 |
| Music stores..... | 342 | 216 | 15,012 | (D) | 2,033 | 35,529 | 33,325 | 713 | 572 | 297 |
| Camera, photographic supply stores..... | 238 | 190 | (D) | (D) | (D) | (D) | (D) | (D) | (D) | (D) |
| Luggage, leather goods stores..... | 84 | 54 | 4,907 | (D) | (D) | (D) | (D) | (D) | (D) | (D) |
| Optical goods stores..... | 242 | 136 | 7,467 | (D) | (D) | (D) | (D) | (D) | (D) | (D) |
| Office, store machine and equipment dealers..... | 148 | 102 | (D) | (D) | (D) | (D) | (D) | (D) | (D) | (D) |
| Retail stores (except second-hand) n.e.c..... | 693 | 693 | (D) | (D) | (D) | (D) | (D) | (D) | (D) | (D) |
| Second-hand stores..... | 740 | 352 | 18,427 | 14,845 | 2,872 | 55,769 | 52,963 | 1,158 | 1,008 | 721 |
| Nonstore Retailers | | | | | | | | | | |
| Total..... | 6,179 | 1,235 | 323,100 | 263,384 | 41,512 | 807,313 | 784,459 | 13,071 | 11,969 | 6,044 |
| Mail Order Houses | | | | | | | | | | |
| Total..... | 159 | 121 | 84,215 | 83,835 | 10,986 | 221,742 | 212,797 | 4,249 | 3,877 | 110 |
| Food | | | | | | | | | | |
| Food..... | (NA) | 12 | (NA) | 1,268 | 199 | 3,863 | 3,533 | 71 | 59 | (NA) |
| General merchandise group, total | | | | | | | | | | |
| Department store merchandise..... | (NA) | 4 | (NA) | 66,806 | 8,659 | 176,693 | 170,813 | 3,323 | 3,099 | (NA) |
| Dry goods, general merchandise..... | (NA) | 6 | (NA) | (D) | (D) | (D) | (D) | (D) | (D) | (NA) |
| Variety store merchandise..... | (NA) | 2 | (NA) | (D) | (D) | (D) | (D) | (D) | (D) | (NA) |
| Apparel, accessories, total | | | | | | | | | | |
| Men's, boys' clothing and furnishings..... | (NA) | 11 | (NA) | 3,306 | 336 | 6,507 | 6,232 | 107 | 87 | (NA) |
| Family clothing..... | (NA) | 3 | (NA) | 691 | 55 | 705 | 668 | 11 | 8 | (NA) |
| Women's ready-to-wear..... | (NA) | 1 | (NA) | (D) | (D) | (D) | (D) | (D) | (D) | (NA) |
| Other women's apparel, accessories, specialties..... | (NA) | ... | (NA) | (D) | (D) | (D) | (D) | (D) | (D) | (NA) |
| Shoes..... | (NA) | 3 | (NA) | (D) | (D) | (D) | (D) | (D) | (D) | (NA) |
| Other apparel..... | (NA) | 2 | (NA) | (D) | (D) | (D) | (D) | (D) | (D) | (NA) |
| Furniture, home furnishings, appliances, total | | | | | | | | | | |
| Furniture..... | (NA) | 13 | (NA) | 990 | 186 | 4,656 | 3,806 | 95 | 59 | (NA) |
| Floor coverings, draperies..... | (NA) | 8 | (NA) | 662 | 162 | 3,923 | 3,104 | 81 | 47 | (NA) |
| Other home furnishings..... | (NA) | 1 | (NA) | (D) | (D) | (D) | (D) | (D) | (D) | (NA) |
| Household appliances, radios, TV..... | (NA) | 2 | (NA) | (D) | (D) | (D) | (D) | (D) | (D) | (NA) |
| Other mail order houses, total | | | | | | | | | | |
| Automotive store merchandise..... | (NA) | 73 | (NA) | 11,465 | 1,606 | 30,023 | 28,413 | 653 | 573 | (NA) |
| Lumber, building materials, hardware..... | (NA) | 2 | (NA) | (D) | (D) | (D) | (D) | (D) | (D) | (NA) |
| Proprietary medicines..... | (NA) | 2 | (NA) | (D) | (D) | (D) | (D) | (D) | (D) | (NA) |
| Feed, farm, garden supplies..... | (NA) | ... | (NA) | (D) | (D) | (D) | (D) | (D) | (D) | (NA) |
| Jewelry..... | (NA) | 6 | (NA) | (D) | (D) | (D) | (D) | (D) | (D) | (NA) |
| Books, stationery..... | (NA) | 11 | (NA) | 1,472 | 329 | 6,913 | 6,471 | 144 | 125 | (NA) |
| Sporting goods..... | (NA) | 3 | (NA) | (D) | (D) | (D) | (D) | (D) | (D) | (NA) |
| Tobacco products..... | (NA) | ... | (NA) | (D) | (D) | (D) | (D) | (D) | (D) | (NA) |
| Gifts, novelties, souvenirs..... | (NA) | 8 | (NA) | 2,864 | 505 | 9,826 | 9,524 | 235 | 223 | (NA) |
| Musical instruments..... | (NA) | 2 | (NA) | (D) | (D) | (D) | (D) | (D) | (D) | (NA) |
| Cameras, photographic supplies..... | (NA) | ... | (NA) | (D) | (D) | (D) | (D) | (D) | (D) | (NA) |
| Other..... | (NA) | 38 | (NA) | 1,620 | 306 | 5,636 | 4,928 | 125 | 87 | (NA) |
| Direct Selling (house-to-house) Organizations | | | | | | | | | | |
| Total..... | 5,596 | 876 | 190,649 | 135,561 | 26,549 | 510,191 | 497,473 | 7,734 | 7,069 | 5,624 |
| Food, total | | | | | | | | | | |
| Food, total..... | (NA) | 416 | (NA) | 83,959 | 14,867 | 274,689 | 271,373 | 3,594 | 3,400 | (NA) |
| Groceries..... | (NA) | 54 | (NA) | 5,502 | 1,070 | 19,749 | 19,005 | 335 | 294 | (NA) |
| Ice cream..... | (NA) | 18 | (NA) | 1,611 | 455 | 2,338 | 2,331 | 37 | 37 | (NA) |
| Fruits, vegetables..... | (NA) | 20 | (NA) | 1,041 | 61 | 1,314 | 1,151 | 33 | 25 | (NA) |
| Milk..... | (NA) | 109 | (NA) | 53,784 | 8,475 | 163,128 | 162,835 | 1,860 | 1,839 | (NA) |
| Bakery products..... | (NA) | 41 | (NA) | (D) | (D) | (D) | (D) | (D) | (D) | (NA) |
| Other food, n.e.c..... | (NA) | 174 | (NA) | (D) | (D) | (D) | (D) | (D) | (D) | (NA) |
| Dry goods, general merchandise | | | | | | | | | | |
| Dry goods, general merchandise..... | (NA) | 48 | (NA) | 2,724 | 624 | 14,633 | 14,521 | 211 | 204 | (NA) |
| Apparel, accessories, total | | | | | | | | | | |
| Men's, boys' clothing and furnishings..... | (NA) | 21 | (NA) | 2,192 | 178 | 4,063 | 3,875 | 75 | 65 | (NA) |
| Family clothing..... | (NA) | 3 | (NA) | 95 | 12 | 265 | 265 | 5 | 5 | (NA) |
| Women's ready-to-wear..... | (NA) | 14 | (NA) | 697 | 110 | 2,265 | 2,124 | 41 | 33 | (NA) |
| Other women's apparel, accessories, specialties..... | (NA) | 3 | (NA) | (D) | (D) | (D) | (D) | (D) | (D) | (NA) |
| Shoes..... | (NA) | ... | (NA) | (D) | (D) | (D) | (D) | (D) | (D) | (NA) |
| Other apparel..... | (NA) | 1 | (NA) | (D) | (D) | (D) | (D) | (D) | (D) | (NA) |
| Furniture, home furnishings, appliances, total | | | | | | | | | | |
| Furniture..... | (NA) | 119 | (NA) | 22,559 | 6,056 | 114,108 | 112,002 | 1,848 | 1,800 | (NA) |
| Floor coverings, draperies..... | (NA) | 19 | (NA) | 2,593 | 494 | 9,952 | 9,664 | 144 | 129 | (NA) |
| Other home furnishings..... | (NA) | 9 | (NA) | 765 | 205 | 3,870 | 3,675 | 62 | 56 | (NA) |
| Household appliances, radios, TV..... | (NA) | 21 | (NA) | 5,834 | 1,169 | 22,365 | 22,030 | 352 | 336 | (NA) |
| Other, total..... | (NA) | 70 | (NA) | 13,367 | 4,188 | 77,921 | 76,633 | 1,290 | 1,279 | (NA) |
| Other, total | | | | | | | | | | |
| Jewelry..... | (NA) | 272 | (NA) | 24,127 | 4,824 | 102,698 | 95,702 | 2,006 | 1,600 | (NA) |
| Books, stationery..... | (NA) | 2 | (NA) | (D) | (D) | (D) | (D) | (D) | (D) | (NA) |
| Other..... | (NA) | 20 | (NA) | 2,354 | 714 | 11,441 | 11,112 | 278 | 264 | (NA) |
| Merchandise Vending Machine Operators | | | | | | | | | | |
| Total..... | 424 | 238 | 48,236 | 43,988 | 3,977 | 75,380 | 74,189 | 1,088 | 1,023 | 310 |
| Candy, nut, confectionery..... | (NA) | 102 | (NA) | 9,943 | 1,582 | 30,429 | 30,071 | 457 | 439 | (NA) |
| Milk, ice cream..... | (NA) | 11 | (NA) | 1,041 | 120 | 2,217 | 2,100 | 30 | 27 | (NA) |
| All other beverages (except milk)..... | (NA) | 28 | (NA) | 2,547 | 558 | 10,444 | 10,219 | 158 | 147 | (NA) |
| Tobacco products..... | (NA) | 64 | (NA) | 26,968 | 1,472 | 27,650 | 27,317 | 363 | 342 | (NA) |
| Other..... | (NA) | 33 | (NA) | 3,489 | 245 | 4,640 | 4,482 | 80 | 68 | (NA) |

Standard Notes: (D) Withheld to avoid disclosure. (NA) Not available. n.e.c. Not elsewhere classified. XXX Not applicable. (Z) Less than \$500. ... Represents zero.
¹ Group totals may include data for establishments without payroll which could not be classified by detailed kind of business.

Table 1F. RETAIL TRADE: 1954—GEOGRAPHIC DIVISIONS, BY KIND OF BUSINESS—Continued

Establishments, Sales, Payroll, and Personnel

| Division and kind of business | Establishments | | Sales | | Payroll, entire year (\$1,000) | Payroll, workweek ended nearest Nov. 15 | | Paid employees, workweek ended nearest Nov. 15 | | Proprietors (unincorporated businesses only) (Number) |
|--|--------------------------------|--------------------------|---|--|-----------------------------------|---|----------------------------|--|---------------------------|--|
| | Total ¹ (Number) | With payroll (Number) | Total, all establishments ¹ (\$1,000) | Establishments with payroll (\$1,000) | | Total (Dollars) | Full workweek (Dollars) | Total (Number) | Full workweek (Number) | |
| | MIDDLE ATLANTIC--Con. | | | | | | | | | |
| Other Retail Stores--Con. | | | | | | | | | | |
| Jewelry stores..... | 4,845 | 2,907 | 271,842 | 244,004 | 39,626 | 753,445 | 726,013 | 12,462 | 11,231 | 4,518 |
| Book stores..... | 711 | 419 | 36,562 | 32,532 | 4,494 | 88,734 | 82,550 | 1,801 | 1,502 | 610 |
| Stationery stores..... | 2,348 | 1,270 | 140,677 | 113,253 | 16,636 | 310,782 | 293,675 | 5,753 | 4,907 | 2,499 |
| Sporting goods stores..... | 1,673 | 831 | 78,192 | 63,556 | 7,251 | 137,967 | 128,297 | 2,521 | 2,100 | 1,702 |
| Bicycle stores..... | 341 | 127 | 9,883 | 6,907 | 644 | 12,364 | 10,897 | 241 | 179 | 361 |
| Florists..... | 3,733 | 2,259 | 117,497 | 99,483 | 18,566 | 356,518 | 328,325 | 7,192 | 5,917 | 4,010 |
| Cigar stores, stands..... | 2,353 | 1,091 | 95,968 | 70,722 | 5,546 | 106,090 | 96,919 | 2,555 | 1,994 | 2,494 |
| News dealers, newsstands..... | 2,660 | 1,546 | 96,522 | 73,866 | 6,860 | 128,738 | 110,804 | 4,071 | 2,699 | 2,526 |
| Gift, novelty, souvenir stores..... | 3,087 | 1,485 | 76,590 | 57,738 | 6,981 | 144,202 | 126,928 | 3,572 | 2,623 | 3,346 |
| Music stores..... | 1,247 | 719 | 74,013 | 65,285 | 10,455 | 192,808 | 184,795 | 3,203 | 2,862 | 1,211 |
| Camera, photographic supply stores..... | 728 | 516 | 78,067 | 72,191 | 7,875 | 146,380 | 142,118 | 2,320 | 2,123 | 631 |
| Luggage, leather goods stores..... | 415 | 271 | 28,271 | 25,829 | 3,669 | 73,007 | 68,876 | 1,242 | 1,092 | 394 |
| Optical goods stores..... | 842 | 518 | 30,138 | 26,170 | 7,278 | 134,896 | 130,446 | 1,863 | 1,726 | 680 |
| Office, store machine and equipment dealers..... | 390 | 222 | 19,040 | 16,320 | 3,040 | 59,995 | 58,206 | 922 | 852 | 394 |
| Retail stores (except second-hand) n.e.c..... | 2,204 | 2,204 | 137,311 | 137,311 | 21,320 | 403,754 | 378,999 | 7,174 | 6,118 | 1,787 |
| Second-hand stores..... | 2,513 | 1,239 | 73,836 | 60,280 | 11,597 | 230,396 | 219,773 | 4,128 | 3,647 | 2,601 |
| Nonstore Retailers | | | | | | | | | | |
| Total..... | 20,000 | 4,562 | 1,185,385 | 975,297 | 147,591 | 2,955,444 | 2,847,989 | 46,006 | 41,666 | 20,146 |
| Mail Order Houses | | | | | | | | | | |
| Total..... | 753 | 465 | 301,732 | 297,792 | 37,994 | 813,481 | 768,696 | 14,358 | 12,546 | 651 |
| Food | | | | | | | | | | |
| | (NA) | 21 | (NA) | 4,990 | 524 | 11,554 | 11,089 | 193 | 172 | (NA) |
| General merchandise group, total | | | | | | | | | | |
| | (NA) | 32 | (NA) | 193,458 | 24,865 | 550,813 | 522,724 | 9,542 | 8,478 | (NA) |
| Department store merchandise..... | (NA) | 6 | (NA) | (D) | (D) | (D) | (D) | (D) | (D) | (NA) |
| Dry goods, general merchandise..... | (NA) | 26 | (NA) | (D) | (D) | (D) | (D) | (D) | (D) | (NA) |
| Variety store merchandise..... | (NA) | ... | (NA) | ... | ... | ... | ... | ... | ... | (NA) |
| Apparel, accessories, total | | | | | | | | | | |
| | (NA) | 51 | (NA) | 19,337 | 1,658 | 35,485 | 33,888 | 777 | 690 | (NA) |
| Men's, boys' clothing and furnishings..... | (NA) | 11 | (NA) | 4,241 | 456 | 11,570 | 10,862 | 293 | 256 | (NA) |
| Family clothing..... | (NA) | 4 | (NA) | (D) | (D) | (D) | (D) | (D) | (D) | (NA) |
| Women's ready-to-wear..... | (NA) | 14 | (NA) | 10,330 | 670 | 13,668 | 12,931 | 314 | 273 | (NA) |
| Other women's apparel, accessories, specialties..... | (NA) | 10 | (NA) | (D) | (D) | (D) | (D) | (D) | (D) | (NA) |
| Shoes..... | (NA) | 3 | (NA) | (D) | (D) | (D) | (D) | (D) | (D) | (NA) |
| Other apparel..... | (NA) | 9 | (NA) | (D) | (D) | (D) | (D) | (D) | (D) | (NA) |
| Furniture, home furnishings, appliances, total | | | | | | | | | | |
| | (NA) | 33 | (NA) | 8,761 | 666 | 15,738 | 14,387 | 282 | 244 | (NA) |
| Furniture..... | (NA) | 6 | (NA) | 649 | 42 | 569 | 569 | 10 | 10 | (NA) |
| Floor coverings, draperies..... | (NA) | 4 | (NA) | (D) | (D) | (D) | (D) | (D) | (D) | (NA) |
| Other home furnishings..... | (NA) | 12 | (NA) | (D) | (D) | (D) | (D) | (D) | (D) | (NA) |
| Household appliances, radios, TV..... | (NA) | 11 | (NA) | (D) | (D) | (D) | (D) | (D) | (D) | (NA) |
| Other mail order houses, total | | | | | | | | | | |
| | (NA) | 328 | (NA) | 71,246 | 10,281 | 199,891 | 186,608 | 3,564 | 2,962 | (NA) |
| Automotive store merchandise..... | (NA) | 7 | (NA) | (D) | (D) | (D) | (D) | (D) | (D) | (NA) |
| Lumber, building materials, hardware..... | (NA) | 11 | (NA) | (D) | (D) | (D) | (D) | (D) | (D) | (NA) |
| Proprietary medicines..... | (NA) | 9 | (NA) | 1,569 | 160 | 2,329 | 2,309 | 39 | 37 | (NA) |
| Feed, farm, garden supplies..... | (NA) | 12 | (NA) | (D) | (D) | (D) | (D) | (D) | (D) | (NA) |
| Jewelry..... | (NA) | 10 | (NA) | (D) | (D) | (D) | (D) | (D) | (D) | (NA) |
| Books, stationery..... | (NA) | 68 | (NA) | 23,749 | 3,628 | 66,172 | 64,647 | 1,024 | 971 | (NA) |
| Sporting goods..... | (NA) | 11 | (NA) | (D) | (D) | (D) | (D) | (D) | (D) | (NA) |
| Tobacco products..... | (NA) | 7 | (NA) | 912 | 146 | 2,786 | 2,630 | 56 | 50 | (NA) |
| Gifts, novelties, souvenirs..... | (NA) | 27 | (NA) | 3,345 | 426 | 14,440 | 8,557 | 471 | 157 | (NA) |
| Musical instruments..... | (NA) | 7 | (NA) | (D) | (D) | (D) | (D) | (D) | (D) | (NA) |
| Cameras, photographic supplies..... | (NA) | 9 | (NA) | 1,884 | 230 | 4,571 | 4,317 | 70 | 57 | (NA) |
| Other..... | (NA) | 150 | (NA) | 24,094 | 3,299 | 67,168 | 63,427 | 1,114 | 974 | (NA) |
| Direct Selling (house-to-house) Organizations | | | | | | | | | | |
| Total..... | 18,029 | 3,501 | 700,072 | 508,802 | 94,630 | 1,795,339 | 1,738,769 | 26,298 | 24,079 | 18,374 |
| Food, total | | | | | | | | | | |
| | (NA) | 1,516 | (NA) | 222,596 | 42,736 | 778,344 | 764,762 | 10,443 | 9,739 | (NA) |
| Groceries..... | (NA) | 222 | (NA) | 41,643 | 7,607 | 140,668 | 138,197 | 2,048 | 1,924 | (NA) |
| Ice cream..... | (NA) | 70 | (NA) | 10,529 | 2,954 | 6,637 | 6,337 | 284 | 141 | (NA) |
| Fruits, vegetables..... | (NA) | 90 | (NA) | 8,637 | 1,298 | 31,123 | 30,267 | 421 | 387 | (NA) |
| Milk..... | (NA) | 509 | (NA) | 98,511 | 16,828 | 324,785 | 320,695 | 3,825 | 3,705 | (NA) |
| Bakery products..... | (NA) | 141 | (NA) | (D) | (D) | (D) | (D) | (D) | (D) | (NA) |
| Other food, n.e.c..... | (NA) | 484 | (NA) | (D) | (D) | (D) | (D) | (D) | (D) | (NA) |
| Dry goods, general merchandise | | | | | | | | | | |
| | (NA) | 194 | (NA) | 16,381 | 3,048 | 56,429 | 54,836 | 1,001 | 921 | (NA) |
| Apparel, accessories, total | | | | | | | | | | |
| | (NA) | 74 | (NA) | 11,431 | 1,925 | 41,244 | 32,174 | 563 | 435 | (NA) |
| Men's, boys' clothing and furnishings..... | (NA) | 10 | (NA) | 714 | 67 | 1,158 | 986 | 25 | 18 | (NA) |
| Family clothing..... | (NA) | 35 | (NA) | 2,320 | 553 | 11,684 | 3,747 | 168 | 71 | (NA) |
| Women's ready-to-wear..... | (NA) | 16 | (NA) | (D) | (D) | (D) | (D) | (D) | (D) | (NA) |
| Other women's apparel, accessories, specialties..... | (NA) | 7 | (NA) | (D) | (D) | (D) | (D) | (D) | (D) | (NA) |
| Shoes..... | (NA) | 1 | (NA) | (D) | (D) | (D) | (D) | (D) | (D) | (NA) |
| Other apparel..... | (NA) | 5 | (NA) | (D) | (D) | (D) | (D) | (D) | (D) | (NA) |
| Furniture, home furnishings, appliances, total | | | | | | | | | | |
| | (NA) | 442 | (NA) | 91,627 | 18,788 | 366,562 | 358,376 | 5,649 | 5,367 | (NA) |
| Furniture..... | (NA) | 77 | (NA) | 8,883 | 2,123 | 40,357 | 39,554 | 627 | 590 | (NA) |
| Floor coverings, draperies..... | (NA) | 26 | (NA) | 1,761 | 316 | 5,157 | 5,014 | 92 | 86 | (NA) |
| Other home furnishings..... | (NA) | 90 | (NA) | 37,607 | 4,316 | 86,305 | 81,451 | 1,284 | 1,139 | (NA) |
| Household appliances, radios, TV..... | (NA) | 249 | (NA) | 43,376 | 12,033 | 234,743 | 232,357 | 3,646 | 3,552 | (NA) |
| Other, total | | | | | | | | | | |
| | (NA) | 1,275 | (NA) | 166,767 | 28,133 | 552,760 | 528,621 | 8,642 | 7,617 | (NA) |
| Jewelry..... | (NA) | 10 | (NA) | (D) | (D) | (D) | (D) | (D) | (D) | (NA) |
| Books, stationery..... | (NA) | 73 | (NA) | 18,508 | 4,726 | 97,577 | 95,051 | 1,382 | 1,295 | (NA) |
| Other..... | (NA) | 1,192 | (NA) | (D) | (D) | (D) | (D) | (D) | (D) | (NA) |
| Merchandise Vending Machine Operators | | | | | | | | | | |
| Total..... | 1,218 | 596 | 183,581 | 168,703 | 14,967 | 346,624 | 340,524 | 5,350 | 5,041 | 1,121 |
| Candy, nut, confectionery..... | (NA) | 147 | (NA) | 33,844 | 5,358 | 163,549 | 161,451 | 2,554 | 2,433 | (NA) |
| Milk, ice cream..... | (NA) | 26 | (NA) | 3,748 | 592 | 10,343 | 9,982 | 132 | 115 | (NA) |
| All other beverages (except milk)..... | (NA) | 98 | (NA) | 17,159 | 2,472 | 51,127 | 49,283 | 756 | 662 | (NA) |
| Tobacco products..... | (NA) | 236 | (NA) | 97,959 | 4,737 | 85,115 | 84,213 | 1,295 | 1,259 | (NA) |
| Other..... | (NA) | 89 | (NA) | 15,993 | 1,808 | 36,490 | 35,595 | 613 | 572 | (NA) |

Standard Notes: (D) Withheld to avoid disclosure. (NA) Not available. n.e.c. Not elsewhere classified. XXXX Not applicable. (Z) Less than \$500. ... Represents zero.
¹ Group totals may include data for establishments without payroll which could not be classified by detailed kind of business.

UNITED STATES SUMMARY

1-23

Table 1F. RETAIL TRADE: 1954—GEOGRAPHIC DIVISIONS, BY KIND OF BUSINESS—Continued

Establishments, Sales, Payroll, and Personnel

| Division and kind of business | Establishments | | Sales | | Payroll, entire year (\$1,000) | Payroll, workweek ended nearest Nov. 15 | | Paid employees, workweek ended nearest Nov. 15 | | Proprietors (unincorporated businesses only) ¹ (Number) |
|--|--------------------|--------------|--|-----------------------------|-----------------------------------|---|---------------|--|---------------|---|
| | Total ¹ | With payroll | Total, all establishments ¹ | Establishments with payroll | | Total | Full workweek | Total | Full workweek | |
| | (Number) | (Number) | (\$1,000) | (\$1,000) | | (Dollars) | (Dollars) | (Number) | (Number) | |
| EAST NORTH CENTRAL—Con. | | | | | | | | | | |
| Other Retail Stores—Con. | | | | | | | | | | |
| Jewelry stores..... | 4,991 | 3,287 | 294,695 | 270,287 | 45,440 | 867,073 | 819,639 | 13,723 | 11,819 | 4,852 |
| Book stores..... | 477 | 317 | 27,072 | 25,034 | 3,470 | 64,107 | 54,795 | 1,530 | 1,063 | 416 |
| Stationery stores..... | 803 | 587 | 71,626 | 68,276 | 13,891 | 257,302 | 245,102 | 4,268 | 3,699 | 727 |
| Sporting goods stores..... | 1,727 | 995 | 89,324 | 77,122 | 9,313 | 173,001 | 160,251 | 3,041 | 2,485 | 1,784 |
| Bicycle stores..... | 377 | 177 | 10,129 | 7,143 | 777 | 14,433 | 12,472 | 334 | 236 | 416 |
| Florists..... | 3,175 | 2,065 | 109,447 | 94,619 | 16,861 | 316,543 | 288,466 | 6,620 | 5,104 | 3,680 |
| Cigar stores, stands..... | 1,255 | 823 | 47,541 | 40,425 | 4,176 | 82,426 | 75,168 | 2,020 | 1,565 | 1,213 |
| News dealers, newsstands..... | 1,045 | 527 | 39,675 | 31,801 | 3,104 | 62,126 | 48,559 | 2,297 | 1,395 | 1,079 |
| Gift, novelty, souvenir stores..... | 2,186 | 1,040 | 50,918 | 38,380 | 4,409 | 95,715 | 79,718 | 2,727 | 1,810 | 2,437 |
| Music stores..... | 1,289 | 805 | 78,350 | 70,244 | 10,647 | 208,684 | 192,577 | 3,788 | 3,125 | 1,296 |
| Camera, photographic supply stores..... | 582 | 472 | 57,948 | 55,430 | 6,918 | 132,632 | 126,026 | 2,277 | 1,960 | 529 |
| Luggage, leather goods stores..... | 248 | 166 | 15,232 | 14,018 | 2,179 | 40,629 | 37,687 | 800 | 661 | 258 |
| Optical goods stores..... | 478 | 370 | 24,596 | 23,066 | 6,111 | 113,415 | 110,100 | 1,476 | 1,357 | 312 |
| Office, store machine and equipment dealers..... | 474 | 298 | 28,593 | 25,617 | 4,804 | 99,034 | 93,128 | 1,557 | 1,379 | 500 |
| Retail stores (except second-hand) n.e.c..... | 1,718 | 1,718 | 91,322 | 91,322 | 15,436 | 300,939 | 276,405 | 5,397 | 4,394 | 1,496 |
| Second-hand stores..... | 2,518 | 1,398 | 78,251 | 67,437 | 12,939 | 258,088 | 238,012 | 5,179 | 4,268 | 2,635 |
| Nonstore Retailers | | | | | | | | | | |
| Total..... | 15,479 | 2,983 | 1,158,314 | 1,002,618 | 164,779 | 3,430,639 | 3,277,391 | 55,878 | 49,877 | 15,701 |
| Mail Order Houses | | | | | | | | | | |
| Total..... | 381 | 249 | 507,520 | 506,056 | 69,247 | 1,622,488 | 1,514,100 | 28,643 | 24,828 | 304 |
| Food | | | | | | | | | | |
| | (NA) | 17 | (NA) | 2,833 | 333 | 6,398 | 4,818 | 205 | 92 | (NA) |
| General merchandise group, total..... | | | | | | | | | | |
| | (NA) | 18 | (NA) | 395,735 | 55,316 | 1,368,736 | 1,276,649 | 24,284 | 21,075 | (NA) |
| Department store merchandise..... | (NA) | 6 | (NA) | 385,701 | 53,862 | 1,344,077 | 1,252,528 | 23,748 | 20,568 | (NA) |
| Dry goods, general merchandise..... | (NA) | 9 | (NA) | (D) | (D) | (D) | (D) | (D) | (D) | (NA) |
| Variety store merchandise..... | (NA) | 3 | (NA) | (D) | (D) | (D) | (D) | (D) | (D) | (NA) |
| Apparel, accessories, total..... | | | | | | | | | | |
| | (NA) | 12 | (NA) | (D) | (D) | (D) | (D) | (D) | (D) | (NA) |
| Men's, boys' clothing and furnishings..... | (NA) | 2 | (NA) | (D) | (D) | (D) | (D) | (D) | (D) | (NA) |
| Family clothing..... | (NA) | 1 | (NA) | (D) | (D) | (D) | (D) | (D) | (D) | (NA) |
| Women's ready-to-wear..... | (NA) | 3 | (NA) | (D) | (D) | (D) | (D) | (D) | (D) | (NA) |
| Other women's apparel, accessories, specialties..... | (NA) | 2 | (NA) | (D) | (D) | (D) | (D) | (D) | (D) | (NA) |
| Shoes..... | (NA) | 2 | (NA) | (D) | (D) | (D) | (D) | (D) | (D) | (NA) |
| Other apparel..... | (NA) | 2 | (NA) | (D) | (D) | (D) | (D) | (D) | (D) | (NA) |
| Furniture, home furnishings, appliances, total..... | | | | | | | | | | |
| | (NA) | 29 | (NA) | (D) | (D) | (D) | (D) | (D) | (D) | (NA) |
| Furniture..... | (NA) | 2 | (NA) | (D) | (D) | (D) | (D) | (D) | (D) | (NA) |
| Floor coverings, draperies..... | (NA) | 3 | (NA) | (D) | (D) | (D) | (D) | (D) | (D) | (NA) |
| Other home furnishings..... | (NA) | 11 | (NA) | 1,101 | 193 | 3,056 | 3,056 | 42 | 42 | (NA) |
| Household appliances, radios, TV..... | (NA) | 13 | (NA) | (D) | (D) | (D) | (D) | (D) | (D) | (NA) |
| Other mail order houses, total..... | | | | | | | | | | |
| | (NA) | 173 | (NA) | 52,008 | 9,198 | 169,031 | 161,695 | 2,475 | 2,213 | (NA) |
| Automotive store merchandise..... | (NA) | 5 | (NA) | 1,445 | 104 | 2,760 | 2,760 | 49 | 49 | (NA) |
| Lumber, building materials, hardware..... | (NA) | 5 | (NA) | (D) | (D) | (D) | (D) | (D) | (D) | (NA) |
| Proprietary medicines..... | (NA) | 14 | (NA) | (D) | (D) | (D) | (D) | (D) | (D) | (NA) |
| Feed, farm, garden supplies..... | (NA) | 10 | (NA) | 2,996 | 355 | 6,533 | 6,034 | 105 | 93 | (NA) |
| Jewelry..... | (NA) | 6 | (NA) | (D) | (D) | (D) | (D) | (D) | (D) | (NA) |
| Books, stationery..... | (NA) | 22 | (NA) | 15,966 | 4,276 | 66,864 | 65,492 | 721 | 680 | (NA) |
| Sporting goods..... | (NA) | 5 | (NA) | 467 | 30 | 551 | 506 | 12 | 10 | (NA) |
| Tobacco products..... | (NA) | 4 | (NA) | (D) | (D) | (D) | (D) | (D) | (D) | (NA) |
| Gifts, novelties, souvenirs..... | (NA) | 19 | (NA) | 10,111 | 1,734 | 36,284 | 33,483 | 677 | 579 | (NA) |
| Musical instruments..... | (NA) | 7 | (NA) | (D) | (D) | (D) | (D) | (D) | (D) | (NA) |
| Cameras, photographic supplies..... | (NA) | 3 | (NA) | (D) | (D) | (D) | (D) | (D) | (D) | (NA) |
| Other..... | (NA) | 73 | (NA) | 10,033 | 1,152 | 26,236 | 24,297 | 498 | 425 | (NA) |
| Direct Selling (house-to-house) Organizations | | | | | | | | | | |
| Total..... | 13,846 | 2,132 | 516,470 | 375,354 | 82,468 | 1,542,069 | 1,503,041 | 23,388 | 21,449 | 14,115 |
| Food, total..... | | | | | | | | | | |
| | (NA) | 802 | (NA) | 191,161 | 39,586 | 723,800 | 712,730 | 9,044 | 8,576 | (NA) |
| Groceries..... | (NA) | 130 | (NA) | 50,955 | 10,826 | 198,666 | 195,667 | 2,678 | 2,554 | (NA) |
| Ice cream..... | (NA) | 73 | (NA) | 5,287 | 1,262 | 7,407 | 7,082 | 203 | 169 | (NA) |
| Fruits, vegetables..... | (NA) | 43 | (NA) | 32,626 | 8,915 | 156,980 | 156,665 | 1,699 | 1,687 | (NA) |
| Milk..... | (NA) | 310 | (NA) | 72,255 | 12,453 | 245,818 | 243,546 | 2,623 | 2,543 | (NA) |
| Bakery products..... | (NA) | 43 | (NA) | 10,407 | 2,264 | 44,882 | 42,985 | 613 | 554 | (NA) |
| Other food, n.e.c..... | (NA) | 203 | (NA) | 19,631 | 3,866 | 70,047 | 66,785 | 1,228 | 1,069 | (NA) |
| Dry goods, general merchandise..... | | | | | | | | | | |
| | (NA) | 96 | (NA) | 10,292 | 2,946 | 58,308 | 57,776 | 1,073 | 1,046 | (NA) |
| Apparel, accessories, total..... | | | | | | | | | | |
| | (NA) | 31 | (NA) | 6,092 | 815 | 14,329 | 13,267 | 284 | 246 | (NA) |
| Men's, boys' clothing and furnishings..... | (NA) | 3 | (NA) | (D) | (D) | (D) | (D) | (D) | (D) | (NA) |
| Family clothing..... | (NA) | 12 | (NA) | (D) | (D) | (D) | (D) | (D) | (D) | (NA) |
| Women's ready-to-wear..... | (NA) | 3 | (NA) | (D) | (D) | (D) | (D) | (D) | (D) | (NA) |
| Other women's apparel, accessories, specialties..... | (NA) | 6 | (NA) | (D) | (D) | (D) | (D) | (D) | (D) | (NA) |
| Shoes..... | (NA) | 1 | (NA) | (D) | (D) | (D) | (D) | (D) | (D) | (NA) |
| Other apparel..... | (NA) | 6 | (NA) | (D) | (D) | (D) | (D) | (D) | (D) | (NA) |
| Furniture, home furnishings, appliances, total..... | | | | | | | | | | |
| | (NA) | 317 | (NA) | 55,061 | 14,622 | 269,915 | 263,198 | 4,522 | 4,334 | (NA) |
| Furniture..... | (NA) | 33 | (NA) | 3,368 | 703 | 12,937 | 12,649 | 173 | 161 | (NA) |
| Floor coverings, draperies..... | (NA) | 20 | (NA) | 1,035 | 261 | 4,793 | 4,480 | 77 | 69 | (NA) |
| Other home furnishings..... | (NA) | 77 | (NA) | 9,713 | 2,984 | 51,972 | 50,303 | 838 | 781 | (NA) |
| Household appliances, radios, TV..... | (NA) | 187 | (NA) | 40,945 | 10,674 | 200,213 | 195,766 | 3,434 | 3,323 | (NA) |
| Other, total..... | | | | | | | | | | |
| | (NA) | 886 | (NA) | 112,748 | 24,499 | 475,717 | 456,070 | 8,465 | 7,247 | (NA) |
| Jewelry..... | (NA) | 7 | (NA) | (D) | (D) | (D) | (D) | (D) | (D) | (NA) |
| Books, stationery..... | (NA) | 62 | (NA) | 25,088 | 5,203 | 99,716 | 96,895 | 1,549 | 1,388 | (NA) |
| Other..... | (NA) | 817 | (NA) | (D) | (D) | (D) | (D) | (D) | (D) | (NA) |
| Merchandise Vending Machine Operators | | | | | | | | | | |
| Total..... | 1,252 | 602 | 134,324 | 121,208 | 13,064 | 266,082 | 260,250 | 3,847 | 3,600 | 1,282 |
| Candy, nut, confectionery..... | (NA) | 197 | (NA) | 47,246 | 6,837 | 146,609 | 144,332 | 2,187 | 2,085 | (NA) |
| Milk, ice cream..... | (NA) | 28 | (NA) | 1,592 | 180 | 3,297 | 3,170 | 53 | 43 | (NA) |
| All other beverages (except milk)..... | (NA) | 110 | (NA) | 14,369 | 2,151 | 41,129 | 39,578 | 559 | 500 | (NA) |
| Tobacco products..... | (NA) | 190 | (NA) | 51,010 | 3,095 | 58,444 | 57,404 | 772 | 720 | (NA) |
| Other..... | (NA) | 77 | (NA) | 6,991 | 801 | 16,603 | 15,766 | 276 | 252 | (NA) |

Standard Notes: (D) Withheld to avoid disclosure. (NA) Not available. n.e.c. Not elsewhere classified. XXX Not applicable. (Z) Less than \$500. ... Represents zero.
¹Group totals may include data for establishments without payroll which could not be classified by detailed kind of business.

RETAIL TRADE—AREA STATISTICS

Table 1F. RETAIL TRADE: 1954—GEOGRAPHIC DIVISIONS, BY KIND OF BUSINESS—Continued

Establishments, Sales, Payroll, and Personnel

| Division and kind of business | Establishments | | Sales | | Payroll, entire year (\$1,000) | Payroll, workweek ended nearest Nov. 15 | | Paid employees, workweek ended nearest Nov. 15 | | Proprietors (unincorporated businesses only) ¹ (Number) |
|---|--------------------------------|--------------------------|---|--|-----------------------------------|--|----------------------------|--|---------------------------|---|
| | Total ¹ (Number) | With payroll (Number) | Total, all establishments ¹ (\$1,000) | Establishments with payroll (\$1,000) | | Total (Dollars) | Full workweek (Dollars) | Total (Number) | Full workweek (Number) | |
| WEST NORTH CENTRAL | | | | | | | | | | |
| Retail trade, total | 176,207 | 119,901 | 16,181,312 | 15,066,290 | 1,604,697 | 31,268,898 | 28,719,670 | 665,609 | 528,520 | 182,814 |
| Food Stores | | | | | | | | | | |
| Total | 30,279 | 18,583 | 3,222,470 | 2,922,180 | 197,369 | 3,759,675 | 3,259,360 | 89,149 | 60,483 | 32,786 |
| Grocery stores | 23,747 | 14,975 | 2,937,825 | 2,695,337 | 170,427 | 3,204,508 | 2,767,003 | 75,103 | 50,035 | 25,670 |
| Meat markets | 1,144 | 754 | 89,570 | 78,622 | 6,716 | 129,592 | 117,162 | 2,373 | 1,838 | 1,314 |
| Fish (seafood) markets | 87 | 25 | 1,999 | 1,093 | 96 | 2,059 | 1,750 | 40 | 30 | 92 |
| Fruit stores, vegetable markets | 619 | 169 | 22,144 | (D) | (D) | (D) | (D) | (D) | (D) | (D) |
| Candy, nut, confectionery stores | 1,406 | 426 | 32,950 | 18,034 | 2,084 | 42,157 | 36,716 | 1,398 | 1,039 | 1,499 |
| Bakery products stores | 1,611 | 1,349 | 57,361 | 53,855 | 12,279 | 263,028 | 232,056 | 7,138 | 5,242 | 1,747 |
| Bakeries, with baking on premises | (NA) | 1,191 | (NA) | 47,535 | 11,259 | 241,959 | 215,366 | 6,548 | 4,904 | (NA) |
| Bakeries, without baking on premises | (NA) | 158 | (NA) | 6,320 | 1,020 | 21,069 | 16,692 | 590 | 338 | (NA) |
| Delicatessen stores | 289 | 147 | 13,521 | (D) | (D) | (D) | (D) | (D) | (D) | (D) |
| Food stores, n.e.c. | 1,278 | 738 | 64,920 | 53,294 | 4,158 | 84,787 | 75,419 | 2,244 | 1,654 | 1,273 |
| Eating, Drinking Places | | | | | | | | | | |
| Total | 32,885 | 24,509 | 1,073,824 | 954,610 | 187,039 | 3,876,467 | 3,481,511 | 117,809 | 92,787 | 39,177 |
| Eating places (except refreshment stands) | 17,640 | 13,842 | 628,444 | 580,472 | 135,159 | 2,818,646 | 2,542,265 | 88,636 | 70,990 | 21,613 |
| Restaurants, cafeterias | (NA) | 13,667 | (NA) | (D) | (D) | (D) | (D) | (D) | (D) | (NA) |
| Caterers | (NA) | 54 | (NA) | (D) | (D) | (D) | (D) | (D) | (D) | (NA) |
| In-plant food contractors | (NA) | 121 | (NA) | (D) | (D) | (D) | (D) | (D) | (D) | (NA) |
| Refreshment stands | 2,662 | 2,044 | 51,696 | 45,018 | 6,399 | 132,653 | 105,537 | 5,578 | 3,391 | 2,974 |
| Drinking places | 12,539 | 8,623 | 392,880 | 329,120 | 45,481 | 925,168 | 833,709 | 23,595 | 18,406 | 14,544 |
| General Merchandise Group | | | | | | | | | | |
| Total | 8,007 | 5,735 | 1,638,715 | 1,584,175 | 232,738 | 4,566,168 | 3,950,230 | 110,299 | 79,004 | 7,273 |
| Department stores | 304 | 304 | 902,958 | 902,958 | 150,743 | 2,995,089 | 2,592,138 | 61,569 | 45,907 | 14 |
| Dry goods, general merchandise stores | 3,252 | 2,312 | 360,908 | 358,690 | 37,217 | 712,275 | 640,346 | 18,727 | 13,303 | 2,981 |
| General stores | 2,106 | 1,200 | 133,630 | 108,074 | 6,612 | 123,311 | 110,456 | 3,717 | 2,822 | 2,465 |
| Variety stores | 2,425 | 1,919 | 240,093 | 234,453 | 38,166 | 735,493 | 607,290 | 26,286 | 16,972 | 1,751 |
| Apparel, Accessories Stores | | | | | | | | | | |
| Total | 9,467 | 7,855 | 808,953 | 779,865 | 107,831 | 2,078,674 | 1,890,146 | 46,671 | 36,055 | 8,571 |
| Shoe stores | 2,089 | 1,661 | 133,076 | 125,882 | 15,997 | 292,993 | 265,753 | 5,991 | 4,313 | 1,657 |
| Men's shoe stores | (NA) | 135 | (NA) | 8,113 | 948 | 18,849 | 17,653 | 334 | 258 | (NA) |
| Women's shoe stores | (NA) | 273 | (NA) | (D) | (D) | (D) | (D) | (D) | (D) | (NA) |
| Children's, juveniles' shoe stores | (NA) | 28 | (NA) | (D) | (D) | (D) | (D) | (D) | (D) | (NA) |
| Family shoe stores | (NA) | 1,225 | (NA) | 85,990 | 10,646 | 194,341 | 174,747 | 4,136 | 2,981 | (NA) |
| Men's, boys' clothing and furnishings stores | (NA) | 1,728 | (NA) | 184,025 | 24,271 | 445,414 | 409,275 | 8,652 | 6,795 | (NA) |
| Men's, boys' clothing stores | (NA) | 1,322 | (NA) | 150,047 | 20,438 | 374,119 | 344,989 | 7,194 | 5,700 | (NA) |
| Men's, boys' furnishings stores | (NA) | 406 | (NA) | 33,976 | 3,833 | 71,295 | 64,286 | 1,458 | 1,095 | (NA) |
| Family clothing stores | (NA) | 943 | (NA) | 136,830 | 20,286 | 397,586 | 360,242 | 8,887 | 6,809 | (NA) |
| Women's clothing, specialty stores | 3,261 | 2,641 | 302,550 | 296,232 | 41,166 | 820,464 | 744,292 | 20,560 | 16,155 | 2,849 |
| Ready-to-wear stores | (NA) | 2,269 | (NA) | 258,804 | 36,373 | 721,986 | 654,595 | 17,996 | 14,149 | (NA) |
| Millinery stores | (NA) | 370 | (NA) | (D) | (D) | (D) | (D) | (D) | (D) | (NA) |
| Clothing, specialty stores, n.e.c. | (NA) | 202 | (NA) | (D) | (D) | (D) | (D) | (D) | (D) | (NA) |
| Children's, infants' wear stores | 460 | 380 | 17,446 | 16,338 | 1,674 | 33,291 | 27,807 | 1,017 | 666 | 473 |
| Apparel stores, n.e.c. | 416 | 302 | 21,906 | 20,558 | 4,437 | 88,926 | 82,777 | 1,564 | 1,317 | 387 |
| Furniture, Home Furnishings, Appliance Dealers | | | | | | | | | | |
| Total | 8,844 | 6,312 | 714,866 | 667,482 | 93,305 | 1,811,973 | 1,732,267 | 29,584 | 26,215 | 8,739 |
| Furniture, home furnishings stores | 4,095 | 3,117 | 427,868 | 407,794 | 60,246 | 1,166,088 | 1,123,476 | 18,031 | 16,397 | 4,275 |
| Furniture stores | (NA) | 337 | (NA) | 353,671 | 50,083 | 964,653 | 930,930 | 14,932 | 13,606 | (NA) |
| Floor covering stores | (NA) | 324 | (NA) | 31,039 | 5,680 | 114,882 | 111,149 | 1,538 | 1,421 | (NA) |
| Home furnishings stores, n.e.c., antique stores | (NA) | 456 | (NA) | 23,084 | 4,483 | 86,553 | 81,397 | 1,561 | 1,370 | (NA) |
| Household appliance, radio, TV stores | 4,721 | 3,195 | 286,574 | 259,688 | 33,059 | 645,885 | 608,791 | 11,553 | 9,818 | 4,434 |
| Household appliance stores | (NA) | 1,598 | (NA) | 109,144 | 15,007 | 292,870 | 277,103 | 5,533 | 4,580 | (NA) |
| Appliance, radio, TV stores | (NA) | 1,026 | (NA) | 115,728 | 13,567 | 263,704 | 248,993 | 4,475 | 3,884 | (NA) |
| Radio, TV stores | (NA) | 571 | (NA) | 34,816 | 4,485 | 89,311 | 82,695 | 1,665 | 1,354 | (NA) |
| Automotive Group | | | | | | | | | | |
| Total | 10,382 | 8,400 | 2,968,094 | 2,904,100 | 270,121 | 5,065,041 | 4,988,978 | 76,825 | 70,388 | 10,168 |
| Passenger car dealers (franchised) | 5,945 | 5,633 | 2,555,584 | 2,537,366 | 233,908 | 4,393,667 | 4,346,172 | 69,986 | 60,761 | 5,735 |
| Passenger car dealers (nonfranchised) | 1,883 | 947 | 175,729 | 148,863 | 9,412 | 176,692 | 170,518 | 2,751 | 2,536 | 2,103 |
| Tire, battery, accessory dealers | 2,054 | 1,542 | 181,549 | 169,965 | 22,994 | 424,807 | 404,882 | 7,113 | 6,201 | 1,832 |
| Motorcycle, aircraft, boat dealers | 264 | 142 | (D) | (D) | (D) | (D) | (D) | (D) | (D) | (D) |
| Household trailer dealers | 208 | 130 | 39,332 | 33,880 | 2,020 | 36,532 | 35,035 | 537 | 459 | 202 |
| Automotive dealers, n.e.c. | 6 | 6 | (D) | (D) | (D) | (D) | (D) | (D) | (D) | (D) |
| Gasoline Service Stations | | | | | | | | | | |
| Total | 21,741 | 13,517 | 1,134,820 | 957,284 | 78,117 | 1,603,982 | 1,433,866 | 35,341 | 26,771 | 23,460 |
| Lumber, Bldg. Mads., Hardware, Farm Equipment Dealers | | | | | | | | | | |
| Total | 18,779 | 15,305 | 2,074,091 | 1,995,537 | 201,007 | 3,863,813 | 3,681,532 | 64,571 | 57,984 | 17,691 |
| Farm equipment dealers | 5,637 | 5,045 | 792,170 | 774,860 | 60,818 | 1,145,832 | 1,109,114 | 19,642 | 18,415 | 6,497 |
| Lumber, building materials dealers | 5,022 | 4,550 | 779,945 | 771,105 | 80,657 | 1,561,127 | 1,482,119 | 24,630 | 22,046 | 2,444 |
| Paint, glass, wallpaper stores | 941 | 725 | 65,868 | 62,184 | 11,589 | 221,449 | 211,395 | 3,245 | 2,930 | 823 |
| Plumbing, electrical supply stores | 1,021 | 735 | 64,106 | 59,866 | 11,798 | 239,067 | 227,307 | 3,263 | 2,929 | 1,089 |
| Hardware stores | 6,116 | 4,240 | 371,064 | 327,522 | 36,145 | 696,338 | 651,597 | 13,761 | 11,664 | 6,790 |
| Drug Stores, Proprietary Stores | | | | | | | | | | |
| Total | 6,001 | 5,191 | 507,691 | 489,933 | 59,331 | 1,165,677 | 1,041,931 | 29,547 | 22,254 | 6,208 |
| Drug stores | (NA) | 4,570 | (NA) | 466,344 | 57,361 | 1,128,464 | 1,009,887 | 28,218 | 21,293 | (NA) |
| Proprietary stores | (NA) | 621 | (NA) | 23,589 | 1,970 | 37,213 | 32,044 | 1,329 | 961 | (NA) |
| Other Retail Stores | | | | | | | | | | |
| Total | 22,013 | 13,419 | 1,604,665 | 1,449,533 | 126,300 | 2,466,576 | 2,317,529 | 46,750 | 40,059 | 20,842 |
| Liquor stores | 3,634 | 2,562 | 266,349 | 233,111 | 14,467 | 266,941 | 243,619 | 5,797 | 4,641 | 3,031 |
| Fuel, ice dealers | 2,247 | 1,473 | 176,737 | 165,335 | 20,359 | 418,273 | 397,751 | 6,893 | 6,139 | 1,965 |
| Fuel dealers (coal, wood) | (NA) | 586 | (NA) | 57,792 | 6,696 | 144,123 | 131,839 | 2,633 | 2,144 | (NA) |
| Liquefied petroleum gas dealers | (NA) | 594 | (NA) | 62,105 | 8,764 | 177,191 | 173,217 | 2,771 | 2,665 | (NA) |
| Fuel oil dealers | (NA) | 212 | (NA) | 42,094 | 4,165 | 85,083 | 81,266 | 1,235 | 1,111 | (NA) |
| Ice dealers | (NA) | 81 | (NA) | 3,344 | 734 | 11,876 | 11,427 | 250 | 219 | (NA) |
| Hay, grain, feed stores | 3,458 | 2,594 | 639,661 | 611,441 | 27,742 | 539,886 | 511,223 | 10,168 | 9,230 | 2,620 |
| Farm, garden supply stores | 1,124 | 640 | 82,585 | 72,649 | 6,071 | 104,788 | 99,599 | 1,923 | 1,713 | 1,069 |

Standard Notes: (D) Withheld to avoid disclosure. (NA) Not available. n.e.c. Not elsewhere classified. XXX Not applicable. (Z) Less than \$500.

¹ Group totals may include data for establishments without payroll which could not be classified by detailed kind of business.

... Represents zero.

Table 1F. RETAIL TRADE: 1954—GEOGRAPHIC DIVISIONS, BY KIND OF BUSINESS—Continued

Establishments, Sales, Payroll, and Personnel

| Division and kind of business | Establishments | | Sales | | Payroll, entire year (\$1,000) | Payroll, workweek ended nearest Nov. 15 | | Paid employees, workweek ended nearest Nov. 15 | | Proprietors (unincorporated businesses only) ³ (Number) |
|--|--------------------------------|--------------------------|---|--|-----------------------------------|---|----------------------------|--|---------------------------|---|
| | Total ¹ (Number) | With payroll (Number) | Total, all establishments ² (\$1,000) | Establishments with payroll (\$1,000) | | Total (Dollars) | Full workweek (Dollars) | Total (Number) | Full workweek (Number) | |
| WEST NORTH CENTRAL--Con. | | | | | | | | | | |
| Other Retail Stores--Con. | | | | | | | | | | |
| Jewelry stores..... | 2,595 | 1,561 | 111,075 | 96,493 | 14,935 | 290,141 | 274,476 | 5,149 | 4,444 | 2,727 |
| Book stores..... | 20F | 154 | (D) | (D) | (D) | (D) | (D) | (D) | (D) | (D) |
| Stationery stores..... | 231 | 173 | 19,795 | 18,913 | 3,665 | 68,742 | 65,960 | 1,171 | 1,034 | 237 |
| Sporting goods stores..... | 685 | 355 | 31,830 | 26,470 | 3,219 | 61,721 | 57,232 | 1,145 | 921 | 728 |
| Bicycle stores..... | 93 | 47 | (D) | 1,303 | 149 | 2,771 | 2,374 | 65 | 45 | (D) |
| Florists..... | 1,104 | 720 | 38,798 | 33,480 | 6,626 | 126,481 | 116,691 | 2,744 | 2,198 | 1,305 |
| Cigar stores, stands..... | 446 | 252 | 14,649 | 10,579 | 1,186 | 23,587 | 19,691 | 708 | 470 | 403 |
| News dealers, newsstands..... | 378 | 160 | 9,880 | 6,906 | 655 | 13,029 | 11,697 | 468 | 344 | 396 |
| Gift, novelty, souvenir stores..... | 619 | 435 | 18,580 | 14,522 | 1,688 | 35,220 | 31,375 | 1,012 | 783 | 915 |
| Music stores..... | 578 | 350 | 40,766 | 37,676 | 6,178 | 128,722 | 121,284 | 2,142 | 1,631 | 539 |
| Camera, photographic supply stores..... | 189 | 159 | (D) | (D) | (D) | (D) | (D) | (D) | (D) | (D) |
| Luggage, leather goods stores..... | 128 | 88 | (D) | 5,174 | 714 | 14,391 | 13,532 | 294 | 243 | (D) |
| Optical goods stores..... | 230 | 146 | 11,248 | (D) | (D) | (D) | (D) | (D) | (D) | (D) |
| Office, store machine and equipment dealers..... | 227 | 163 | 12,744 | (D) | 2,183 | 42,733 | 41,552 | 685 | 629 | 242 |
| Retail stores (except second-hand) n.e.c..... | 731 | 731 | 36,756 | 36,756 | 5,572 | 110,742 | 103,326 | 2,090 | 1,756 | 619 |
| Second-hand stores..... | 1,254 | 656 | 32,955 | 27,231 | 4,444 | 90,731 | 85,927 | 1,926 | 1,651 | 1,343 |
| Nonstore Retailers | | | | | | | | | | |
| Total..... | 7,809 | 1,075 | 432,923 | 361,591 | 51,539 | 1,010,852 | 942,320 | 19,063 | 16,520 | 7,899 |
| Mail Order Houses | | | | | | | | | | |
| Total..... | 126 | 92 | 238,083 | 237,671 | 30,186 | 603,775 | 544,740 | 11,962 | 9,933 | 96 |
| Food | | | | | | | | | | |
| General merchandise group, total..... | (NA) | 3 | (NA) | 399 | 38 | 497 | 488 | 11 | 10 | (NA) |
| Department store merchandise..... | (NA) | 5 | (NA) | 206,373 | 25,371 | 512,212 | 456,720 | 10,395 | 8,524 | (NA) |
| Dry goods, general merchandise..... | (NA) | 5 | (NA) | 206,373 | 25,371 | 512,212 | 456,720 | 10,395 | 8,524 | (NA) |
| Variety store merchandise..... | (NA) | ... | (NA) | ... | ... | ... | ... | ... | ... | (NA) |
| Apparel, accessories, total | | | | | | | | | | |
| Men's, boys' clothing and furnishings..... | (NA) | 8 | (NA) | (D) | (D) | (D) | (D) | (D) | (D) | (NA) |
| Family clothing..... | (NA) | 3 | (NA) | (D) | (D) | (D) | (D) | (D) | (D) | (NA) |
| Women's ready-to-wear..... | (NA) | 1 | (NA) | (D) | (D) | (D) | (D) | (D) | (D) | (NA) |
| Other women's apparel, accessories, specialties..... | (NA) | 1 | (NA) | (D) | (D) | (D) | (D) | (D) | (D) | (NA) |
| Shoes..... | (NA) | ... | (NA) | ... | ... | ... | ... | ... | ... | (NA) |
| Other apparel..... | (NA) | 1 | (NA) | (D) | (D) | (D) | (D) | (D) | (D) | (NA) |
| Furniture, home furnishings, appliances, total | | | | | | | | | | |
| Furniture..... | (NA) | 7 | (NA) | (D) | (D) | (D) | (D) | (D) | (D) | (NA) |
| Floor coverings, draperies..... | (NA) | ... | (NA) | ... | ... | ... | ... | ... | ... | (NA) |
| Other home furnishings..... | (NA) | ... | (NA) | 140 | 21 | 420 | 320 | 14 | 6 | (NA) |
| Household appliances, radios, TV..... | (NA) | 3 | (NA) | (D) | (D) | (D) | (D) | (D) | (D) | (NA) |
| Other mail order houses, total | | | | | | | | | | |
| Automotive store merchandise..... | (NA) | 69 | (NA) | 26,837 | 4,426 | 83,307 | 80,083 | 1,410 | 1,268 | (NA) |
| Lumber, building materials, hardware..... | (NA) | ... | (NA) | ... | ... | ... | ... | ... | ... | (NA) |
| Proprietary medicines..... | (NA) | 6 | (NA) | (D) | (D) | (D) | (D) | (D) | (D) | (NA) |
| Feed, farm, garden supplies..... | (NA) | 3 | (NA) | (D) | (D) | (D) | (D) | (D) | (D) | (NA) |
| Jewelry..... | (NA) | 8 | (NA) | 8,516 | 1,602 | 23,824 | 22,037 | 510 | 429 | (NA) |
| Books, stationery..... | (NA) | 3 | (NA) | (D) | (D) | (D) | (D) | (D) | (D) | (NA) |
| Sporting goods..... | (NA) | 15 | (NA) | 7,023 | 1,522 | 30,337 | 29,816 | 431 | 418 | (NA) |
| Tobacco products..... | (NA) | 4 | (NA) | 535 | 79 | 1,548 | 1,523 | 19 | 18 | (NA) |
| Gifts, novelties, souvenirs..... | (NA) | 2 | (NA) | (D) | (D) | (D) | (D) | (D) | (D) | (NA) |
| Musical instruments..... | (NA) | 4 | (NA) | 565 | 37 | 1,191 | 1,083 | 42 | 27 | (NA) |
| Cameras, photographic supplies..... | (NA) | 1 | (NA) | (D) | (D) | (D) | (D) | (D) | (D) | (NA) |
| Other..... | (NA) | 1 | (NA) | (D) | (D) | (D) | (D) | (D) | (D) | (NA) |
| Direct Selling (house-to-house) Organizations | | | | | | | | | | |
| Total..... | 7,184 | 786 | 160,957 | 95,135 | 18,595 | 357,221 | 349,436 | 6,277 | 5,853 | 7,267 |
| Food, total | | | | | | | | | | |
| Groceries..... | (NA) | 228 | (NA) | 28,574 | 4,700 | 89,904 | 86,902 | 1,452 | 1,293 | (NA) |
| Ice cream..... | (NA) | 47 | (NA) | 14,780 | 2,886 | 53,826 | 53,301 | 772 | 743 | (NA) |
| Fruits, vegetables..... | (NA) | 17 | (NA) | 339 | 47 | 419 | 362 | 18 | 11 | (NA) |
| Milk..... | (NA) | 6 | (NA) | 531 | 91 | 1,805 | 1,766 | 22 | 20 | (NA) |
| Bakery products..... | (NA) | 68 | (NA) | 7,503 | 689 | 15,261 | 14,688 | 242 | 221 | (NA) |
| Other food, n.e.c..... | (NA) | 6 | (NA) | 597 | 147 | 2,985 | 2,225 | 60 | 34 | (NA) |
| Dry goods, general merchandise | | | | | | | | | | |
| Apparel, accessories, total..... | (NA) | 25 | (NA) | 4,813 | 1,758 | 37,141 | 36,785 | 715 | 701 | (NA) |
| Men's, boys' clothing and furnishings..... | (NA) | 9 | (NA) | 4,919 | 469 | 8,417 | 7,979 | 134 | 108 | (NA) |
| Family clothing..... | (NA) | ... | (NA) | ... | ... | ... | ... | ... | ... | (NA) |
| Women's ready-to-wear..... | (NA) | 6 | (NA) | (D) | (D) | (D) | (D) | (D) | (D) | (NA) |
| Other women's apparel, accessories, specialties..... | (NA) | ... | (NA) | ... | ... | ... | ... | ... | ... | (NA) |
| Shoes..... | (NA) | ... | (NA) | ... | ... | ... | ... | ... | ... | (NA) |
| Other apparel..... | (NA) | 2 | (NA) | (D) | (D) | (D) | (D) | (D) | (D) | (NA) |
| Furniture, home furnishings, appliances, total | | | | | | | | | | |
| Furniture..... | (NA) | 115 | (NA) | 22,455 | 4,326 | 83,498 | 82,115 | 1,590 | 1,560 | (NA) |
| Floor coverings, draperies..... | (NA) | 9 | (NA) | 770 | 141 | 2,703 | 2,528 | 43 | 40 | (NA) |
| Other home furnishings..... | (NA) | 14 | (NA) | 1,437 | 354 | 7,095 | 6,895 | 105 | 100 | (NA) |
| Household appliances, radios, TV..... | (NA) | 20 | (NA) | 6,666 | 542 | 10,758 | 10,341 | 174 | 165 | (NA) |
| Other, total | | | | | | | | | | |
| Jewelry..... | (NA) | 72 | (NA) | 13,582 | 3,289 | 62,942 | 62,351 | 1,268 | 1,255 | (NA) |
| Books, stationery..... | (NA) | 409 | (NA) | 34,374 | 7,342 | 138,261 | 135,655 | 2,386 | 2,191 | (NA) |
| Other..... | (NA) | ... | (NA) | ... | ... | ... | ... | ... | ... | (NA) |
| Merchandise Vending Machine Operators | | | | | | | | | | |
| Total..... | 499 | 197 | 33,883 | 28,785 | 2,758 | 49,856 | 48,144 | 824 | 734 | 536 |
| Candy, nut, confectionery..... | (NA) | 75 | (NA) | 11,988 | 1,587 | 26,540 | 25,645 | 431 | 377 | (NA) |
| Milk, ice cream..... | (NA) | 6 | (NA) | 569 | 77 | 1,356 | 1,266 | 24 | 18 | (NA) |
| All other beverages (except milk)..... | (NA) | 6 | (NA) | 2,189 | 257 | 6,029 | 5,796 | 96 | 83 | (NA) |
| Tobacco products..... | (NA) | 35 | (NA) | 11,590 | 607 | 11,028 | 10,799 | 189 | 181 | (NA) |
| Other..... | (NA) | 47 | (NA) | 2,449 | 230 | 4,903 | 4,638 | 84 | 75 | (NA) |

Standard Notes: (D) Withheld to avoid disclosure. (NA) Not available. n.e.c. Not elsewhere classified. XXX Not applicable. (Z) Less than \$500. ... Represents zero.
¹ Group totals may include data for establishments without payroll which could not be classified by detailed kind of business.

Table 1F. RETAIL TRADE: 1954—GEOGRAPHIC DIVISIONS, BY KIND OF BUSINESS—Continued

Establishments, Sales, Payroll, and Personnel

| Division and kind of business | Establishments | | Sales | | Payroll, entire year (\$1,000) | Payroll, workweek ended nearest Nov. 15 | | Paid employees, workweek ended nearest Nov. 15 | | Proprietors (unincorporated businesses only) ¹ (Number) |
|--|--------------------------------|-----------------------------|--|---|-----------------------------------|--|-------------------------------|---|------------------------------|--|
| | Total ¹ (Number) | With payroll (Number) | Total, all establishments ¹ (\$1,000) | Establishments with payroll (\$1,000) | | Total (Dollars) | Full workweek (Dollars) | Total (Number) | Full workweek (Number) | |
| SOUTH ATLANTIC | | | | | | | | | | |
| Retail trade, total..... | 217,866 | 134,666 | 20,608,887 | 19,033,539 | 2,139,033 | 41,823,624 | 39,279,783 | 926,596 | 776,846 | 216,486 |
| Food Stores | | | | | | | | | | |
| Total..... | 55,727 | 24,051 | 4,727,629 | 4,071,015 | 269,273 | 5,219,446 | 4,648,967 | 124,549 | 91,285 | 58,552 |
| Grocery stores..... | 46,912 | 19,666 | 4,380,095 | 3,795,079 | 237,670 | 4,578,636 | 4,059,706 | 108,012 | 77,629 | 49,071 |
| Meat markets..... | 1,003 | 613 | 66,407 | 56,347 | 4,402 | 84,777 | 76,798 | 1,917 | 1,486 | 1,126 |
| Fish (seafood) markets..... | 1,011 | 455 | 37,999 | (D) | (D) | (D) | (D) | (D) | (D) | (D) |
| Fruit stores, vegetable markets..... | 1,575 | 483 | 46,354 | (D) | (D) | (D) | (D) | (D) | (D) | (D) |
| Candy, nut, confectionery stores..... | 2,004 | 764 | 47,280 | 30,092 | 3,367 | 66,027 | 59,303 | 2,190 | 1,732 | 2,092 |
| Bakery products stores..... | 1,265 | 993 | 53,066 | 48,858 | 11,092 | 234,801 | 220,392 | 5,855 | 5,008 | 3,383 |
| Bakeries, with baking on premises..... | (NA) | 877 | (NA) | (D) | (D) | (D) | (D) | (D) | (D) | (NA) |
| Bakeries, without baking on premises..... | (NA) | 116 | (NA) | (D) | (D) | (D) | (D) | (D) | (D) | (NA) |
| Delicatessen stores..... | 564 | 398 | 31,729 | 27,661 | 2,420 | 48,364 | 44,227 | 1,319 | 1,091 | 669 |
| Food stores, n.e.c..... | 1,201 | 679 | 62,005 | 53,143 | 5,290 | 107,198 | 98,470 | 2,700 | 2,205 | 1,111 |
| Eating, Drinking Places | | | | | | | | | | |
| Total..... | 32,658 | 23,734 | 1,330,105 | 1,212,493 | 233,465 | 4,656,617 | 4,359,368 | 145,811 | 128,003 | 36,291 |
| Eating places (except refreshment stands)..... | 20,705 | 15,415 | 932,696 | 865,374 | 186,641 | 3,715,156 | 3,493,911 | 118,361 | 105,109 | 23,231 |
| Restaurants, cafeterias..... | (NA) | 15,074 | (NA) | 835,510 | 178,789 | 3,561,669 | 3,347,863 | 114,422 | 101,562 | (NA) |
| Caterers..... | (NA) | 82 | (NA) | (D) | (D) | (D) | (D) | (D) | (D) | (NA) |
| In-plant food contractors..... | (NA) | 259 | (NA) | (D) | (D) | (D) | (D) | (D) | (D) | (NA) |
| Refreshment stands..... | 3,053 | 2,177 | 73,447 | 64,253 | 9,551 | 192,289 | 168,341 | 6,477 | 4,885 | 2,949 |
| Drinking places..... | 4,602 | 6,142 | 322,508 | 282,866 | 37,273 | 749,172 | 697,116 | 20,973 | 18,009 | 9,997 |
| General Merchandise Group | | | | | | | | | | |
| Total..... | 13,549 | 8,407 | 2,385,647 | 2,270,807 | 329,905 | 6,615,630 | 5,930,875 | 180,130 | 132,647 | 12,322 |
| Department stores..... | 447 | 447 | 1,253,474 | 1,253,474 | 210,093 | 4,303,472 | 3,910,765 | 97,255 | 77,506 | 16 |
| Dry goods, general merchandise stores..... | 5,707 | 3,165 | (D) | (D) | (D) | (D) | (D) | (D) | (D) | (D) |
| General stores..... | 4,373 | 2,339 | (D) | (D) | (D) | (D) | (D) | (D) | (D) | (D) |
| Variety stores..... | 2,848 | 2,456 | 441,463 | 434,733 | 65,436 | 1,260,114 | 1,070,875 | 52,920 | 33,265 | 1,776 |
| Apparel, Accessories Stores | | | | | | | | | | |
| Total..... | 14,177 | 12,235 | 1,288,176 | 1,252,640 | 165,968 | 3,102,568 | 2,883,031 | 75,523 | 59,889 | 11,378 |
| Shoe stores..... | 2,432 | 2,142 | 213,496 | 208,076 | 27,196 | 491,082 | 447,039 | 10,744 | 7,574 | 1,363 |
| Men's shoe stores..... | (NA) | 273 | (NA) | 19,236 | 2,042 | 37,540 | 35,829 | 613 | 513 | (NA) |
| Women's shoe stores..... | (NA) | 519 | (NA) | 63,348 | 8,641 | 154,361 | 143,475 | 3,355 | 2,389 | (NA) |
| Children's, juveniles' shoe stores..... | (NA) | 56 | (NA) | 3,317 | 382 | 6,771 | 6,400 | 146 | 120 | (NA) |
| Family shoe stores..... | (NA) | 1,294 | (NA) | 122,175 | 16,131 | 292,410 | 261,335 | 6,630 | 4,552 | (NA) |
| Men's, boys' clothing and furnishings stores..... | (NA) | 2,457 | (NA) | 255,425 | 34,955 | 626,906 | 597,756 | 11,866 | 10,086 | (NA) |
| Men's, boys' clothing stores..... | (NA) | 1,867 | (NA) | 208,931 | 29,133 | 526,489 | 502,411 | 9,724 | 8,318 | (NA) |
| Men's, boys' furnishings stores..... | (NA) | 590 | (NA) | 46,494 | 5,822 | 100,417 | 95,345 | 2,142 | 1,768 | (NA) |
| Family clothing stores..... | (NA) | 2,148 | (NA) | 245,173 | 32,083 | 611,160 | 553,739 | 17,541 | 12,576 | (NA) |
| Women's clothing, specialty stores..... | 5,171 | 4,537 | 499,719 | 490,259 | 64,946 | 1,237,213 | 1,156,231 | 32,226 | 27,005 | 4,191 |
| Ready-to-wear stores..... | (NA) | 3,569 | (NA) | 426,025 | 56,522 | 1,074,159 | 1,005,552 | 27,885 | 23,499 | (NA) |
| Millinery stores..... | (NA) | 426 | (NA) | 17,164 | 3,001 | 58,051 | 53,312 | 1,552 | 1,242 | (NA) |
| Clothing, specialty stores, n.e.c..... | (NA) | 542 | (NA) | 47,070 | 5,423 | 105,003 | 97,367 | 2,789 | 2,264 | (NA) |
| Children's, infants' wear stores..... | 800 | 660 | 38,203 | 35,959 | 3,780 | 74,290 | 68,311 | 2,093 | 1,671 | 825 |
| Apparel stores, n.e.c..... | 405 | 291 | 19,116 | 17,748 | 3,008 | 61,917 | 59,955 | 1,053 | 977 | 379 |
| Furniture, Home Furnishings, Appliance Dealers | | | | | | | | | | |
| Total..... | 11,437 | 8,833 | 1,054,056 | 1,010,974 | 155,114 | 2,978,376 | 2,901,665 | 51,945 | 48,952 | 10,389 |
| Furniture, home furnishings stores..... | 6,982 | 5,488 | 687,962 | 664,174 | 106,954 | 2,039,981 | 1,991,518 | 35,541 | 33,649 | 6,268 |
| Furniture stores..... | (NA) | 4,204 | (NA) | 572,119 | 89,592 | 1,682,123 | 1,649,514 | 29,073 | 27,718 | (NA) |
| Floor covering stores..... | (NA) | 315 | (NA) | 31,035 | 5,692 | 113,874 | 110,531 | 1,757 | 1,660 | (NA) |
| Home furnishings stores, n.e.c., antique stores..... | (NA) | 969 | (NA) | 61,020 | 11,670 | 243,984 | 231,473 | 4,711 | 4,271 | (NA) |
| Household appliance, radio, TV stores..... | 4,405 | 3,345 | 365,400 | 346,800 | 48,160 | 938,395 | 910,147 | 16,404 | 15,303 | 4,065 |
| Household appliance stores..... | (NA) | 1,388 | (NA) | 126,137 | 19,053 | 369,521 | 360,414 | 6,471 | 6,147 | (NA) |
| Appliance, radio, TV stores..... | (NA) | 1,232 | (NA) | 172,355 | 22,586 | 438,825 | 425,620 | 7,483 | 6,965 | (NA) |
| Radio, TV stores..... | (NA) | 725 | (NA) | 48,308 | 6,521 | 130,049 | 124,113 | 2,450 | 2,191 | (NA) |
| Automotive Group | | | | | | | | | | |
| Total..... | 11,475 | 9,145 | 3,773,753 | 3,701,215 | 365,160 | 6,712,245 | 6,608,549 | 102,086 | 98,735 | 9,441 |
| Passenger car dealers (franchised)..... | 5,046 | 4,772 | 3,055,039 | 3,041,637 | 302,970 | 5,526,985 | 5,465,551 | 81,444 | 79,963 | 3,192 |
| Passenger car dealers (nonfranchised)..... | 3,047 | 1,721 | 362,638 | 319,440 | 19,775 | 370,447 | 361,935 | 6,006 | 5,750 | 3,385 |
| Tire, battery, accessory dealers..... | 2,657 | 2,201 | 279,099 | 270,339 | 36,055 | 696,944 | 668,922 | 12,683 | 11,286 | 2,168 |
| Motorcycle, aircraft, boat dealers..... | 426 | 268 | 31,807 | 29,221 | 4,218 | 74,938 | 70,827 | 1,232 | 1,105 | 396 |
| Household trailer dealers..... | 240 | 156 | 40,751 | 36,627 | 1,734 | 32,983 | 32,183 | 515 | 481 | 253 |
| Automotive dealers, n.e.c..... | 27 | 27 | 3,951 | 3,951 | 408 | 9,948 | 9,761 | 152 | 150 | 11 |
| Gasoline Service Stations | | | | | | | | | | |
| Total..... | 26,165 | 16,731 | 1,439,628 | 1,224,778 | 110,627 | 2,255,560 | 2,105,598 | 53,028 | 44,628 | 28,330 |
| Lumber, Bldg. Mats., Hardware, Farm Equipment Dealers | | | | | | | | | | |
| Total..... | 9,284 | 7,382 | 1,397,398 | 1,355,858 | 163,369 | 3,154,886 | 3,056,621 | 54,512 | 51,066 | 7,917 |
| Farm equipment dealers..... | 1,532 | 1,382 | 256,084 | 251,580 | 26,946 | 517,602 | 509,557 | 8,995 | 8,730 | 1,217 |
| Lumber, building materials dealers..... | 2,629 | 2,137 | 704,012 | 693,738 | 83,766 | 1,623,207 | 1,568,196 | 27,350 | 25,655 | 1,977 |
| Paint, glass, wallpaper stores..... | 748 | 538 | 52,653 | 48,875 | 7,330 | 143,666 | 141,090 | 2,256 | 2,164 | 541 |
| Plumbing, electrical supply stores..... | 564 | 368 | 43,724 | 40,910 | 7,671 | 163,008 | 158,323 | 2,421 | 2,275 | 533 |
| Hardware stores..... | 3,785 | 2,957 | 340,009 | 320,755 | 37,656 | 707,403 | 679,455 | 13,490 | 12,242 | 3,615 |
| Drug Stores, Proprietary Stores | | | | | | | | | | |
| Total..... | 7,011 | 6,191 | 691,005 | 673,283 | 95,602 | 1,843,856 | 1,693,431 | 45,452 | 36,869 | 6,532 |
| Drug stores..... | (NA) | 5,284 | (NA) | 625,403 | 90,997 | 1,755,466 | 1,613,419 | 42,496 | 34,539 | (NA) |
| Proprietary stores..... | (NA) | 907 | (NA) | 47,880 | 4,605 | 88,390 | 80,012 | 2,956 | 2,330 | (NA) |
| Other Retail Stores | | | | | | | | | | |
| Total..... | 27,351 | 16,335 | 2,053,365 | 1,871,387 | 184,517 | 3,543,942 | 3,401,025 | 68,939 | 61,967 | 26,303 |
| Liquor stores..... | 3,678 | 2,656 | 512,369 | 474,905 | 23,359 | 433,855 | 417,240 | 7,985 | 7,186 | 3,205 |
| Fuel, ice dealers..... | 3,041 | 2,035 | 318,276 | 303,984 | 40,329 | 790,553 | 763,894 | 14,540 | 13,442 | 2,579 |
| Fuel dealers (coal, wood)..... | (NA) | 788 | (NA) | 66,496 | 8,081 | 172,580 | 159,015 | 4,046 | 3,462 | (NA) |
| Liquefied petroleum gas dealers..... | (NA) | 579 | (NA) | 87,797 | 15,438 | 326,860 | 322,351 | 5,092 | 4,969 | (NA) |
| Fuel oil dealers..... | (NA) | 543 | (NA) | 141,797 | 14,991 | 259,200 | 251,442 | 4,717 | 4,376 | (NA) |
| Ice dealers..... | (NA) | 125 | (NA) | 7,894 | 1,819 | 31,913 | 31,086 | 685 | 635 | (NA) |
| Hay, grain, feed stores..... | 1,995 | 1,631 | 434,978 | 421,484 | 21,075 | 402,574 | 386,062 | 8,192 | 7,476 | 1,643 |
| Farm, garden supply stores..... | 1,163 | 779 | 128,231 | 120,539 | 9,646 | 183,847 | 177,109 | 3,757 | 3,445 | 1,131 |

Standard Notes: (D) Withheld to avoid disclosure. (NA) Not available. n.e.c. Not elsewhere classified. XXX Not applicable. (Z) Less than \$500. ... Represents zero.

¹ Group totals may include data for establishments without payroll which could not be classified by detailed kind of business.

Table 1F. RETAIL TRADE: 1954—GEOGRAPHIC DIVISIONS, BY KIND OF BUSINESS—Continued

Establishments, Sales, Payroll, and Personnel

| Division and kind of business | Establishments | | Sales | | Payroll, entire year (\$1,000) | Payroll, workweek ended nearest Nov. 15 | | Paid employees, workweek ended nearest Nov. 15 | | Proprietors (unincorporated businesses only) ¹ (Number) |
|--|--------------------------------|--------------------------|---|--|-----------------------------------|---|----------------------------|--|---------------------------|---|
| | Total ¹ (Number) | With payroll (Number) | Total, all establishments ² (\$1,000) | Establishments with payroll (\$1,000) | | Total (Dollars) | Full workweek (Dollars) | Total (Number) | Full workweek (Number) | |
| SOUTH ATLANTIC—Con | | | | | | | | | | |
| Other Retail Stores—Con. | | | | | | | | | | |
| Jewelry stores..... | 3,621 | 2,137 | 181,068 | 169,284 | 30,332 | 573,873 | 559,184 | 9,971 | 9,230 | 2,707 |
| Book stores..... | 280 | 192 | (D) | (D) | (D) | (D) | (D) | (D) | (D) | (D) |
| Stationery stores..... | 341 | 289 | 36,649 | (D) | (D) | (D) | (D) | (D) | (D) | (D) |
| Sporting goods stores..... | 596 | 492 | 40,076 | 34,412 | 4,338 | 83,725 | 78,535 | 1,552 | 1,331 | 865 |
| Bicycle stores..... | 177 | 89 | 4,307 | (D) | (D) | (D) | (D) | (D) | (D) | (D) |
| Florists..... | 2,172 | 1,360 | 59,108 | 51,010 | 9,349 | 179,348 | 167,287 | 4,537 | 3,760 | 2,430 |
| Cigar stores, stands..... | 248 | 190 | (D) | (D) | (D) | (D) | (D) | (D) | (D) | (D) |
| News dealers, newsstands..... | 744 | 386 | 22,868 | 17,134 | 1,626 | 32,170 | 28,036 | 1,233 | 896 | 763 |
| Gift, novelty, souvenir stores..... | 1,585 | 812 | 34,891 | 26,697 | 3,075 | 60,505 | 54,910 | 1,706 | 1,383 | 1,734 |
| Music stores..... | 633 | 437 | 43,588 | (D) | 6,025 | 113,969 | 109,886 | 2,070 | 1,686 | 615 |
| Camera, photographic supply stores..... | 292 | 226 | 22,277 | 20,703 | 2,725 | 53,933 | 51,104 | 979 | 656 | 248 |
| Luggage, leather goods stores..... | 71 | 57 | 5,078 | 4,750 | 844 | 15,363 | 14,363 | 357 | 303 | 75 |
| Optical goods stores..... | 333 | 265 | 15,841 | 14,321 | 3,870 | 72,630 | 71,582 | 1,002 | 954 | 253 |
| Office, store machine and equipment dealers..... | 200 | 148 | 10,256 | 9,556 | 2,046 | 41,137 | 40,219 | 679 | 639 | 217 |
| Retail stores (except second-hand) n.e.c..... | 934 | 934 | (D) | (D) | (D) | (D) | (D) | (D) | (D) | (D) |
| Second-hand stores..... | 1,732 | 1,220 | 55,713 | 50,369 | 8,464 | 170,114 | 162,410 | 3,603 | 3,266 | 1,748 |
| Nonstore Retailers | | | | | | | | | | |
| Total..... | 9,032 | 1,622 | 468,125 | 389,089 | 66,033 | 1,740,498 | 1,690,653 | 24,621 | 22,805 | 9,031 |
| Mail Order Houses | | | | | | | | | | |
| Total..... | 215 | 133 | (D) | (D) | (D) | (D) | (D) | (D) | (D) | (D) |
| Food..... | (NA) | 35 | (NA) | 2,024 | 349 | 6,771 | 6,646 | 139 | 131 | (NA) |
| General merchandise group, total..... | (NA) | 10 | (NA) | (D) | (D) | (D) | (D) | (D) | (D) | (NA) |
| Department store merchandise..... | (NA) | 4 | (NA) | (D) | (D) | (D) | (D) | (D) | (D) | (NA) |
| Dry goods, general merchandise..... | (NA) | 5 | (NA) | (D) | (D) | (D) | (D) | (D) | (D) | (NA) |
| Variety store merchandise..... | (NA) | 1 | (NA) | (D) | (D) | (D) | (D) | (D) | (D) | (NA) |
| Apparel, accessories, total..... | (NA) | 14 | (NA) | 12,824 | 1,027 | 20,316 | 16,060 | 486 | 301 | (NA) |
| Men's, boys' clothing and furnishings..... | (NA) | 1 | (NA) | (D) | (D) | (D) | (D) | (D) | (D) | (NA) |
| Family clothing..... | (NA) | 1 | (NA) | (D) | (D) | (D) | (D) | (D) | (D) | (NA) |
| Women's ready-to-wear..... | (NA) | 4 | (NA) | (D) | (D) | (D) | (D) | (D) | (D) | (NA) |
| Other women's apparel, accessories, specialties..... | (NA) | 6 | (NA) | 692 | 75 | 1,343 | 1,331 | 17 | 15 | (NA) |
| Shoes..... | (NA) | ... | (NA) | ... | ... | ... | ... | ... | ... | (NA) |
| Other apparel..... | (NA) | 2 | (NA) | (D) | (D) | (D) | (D) | (D) | (D) | (NA) |
| Furniture, home furnishings, appliances, total..... | (NA) | 13 | (NA) | (D) | (D) | (D) | (D) | (D) | (D) | (NA) |
| Furniture..... | (NA) | 3 | (NA) | 283 | 71 | 1,278 | 1,254 | 21 | 20 | (NA) |
| Floor coverings, draperies..... | (NA) | 1 | (NA) | (D) | (D) | (D) | (D) | (D) | (D) | (NA) |
| Other home furnishings..... | (NA) | 7 | (NA) | (D) | (D) | (D) | (D) | (D) | (D) | (NA) |
| Household appliances, radios, TV..... | (NA) | 2 | (NA) | (D) | (D) | (D) | (D) | (D) | (D) | (NA) |
| Other mail order houses, total..... | (NA) | 61 | (NA) | 18,605 | 3,253 | 72,143 | 71,237 | 1,110 | 1,069 | (NA) |
| Automotive store merchandise..... | (NA) | ... | (NA) | ... | ... | ... | ... | ... | ... | (NA) |
| Lumber, building materials, hardware..... | (NA) | 1 | (NA) | (D) | (D) | (D) | (D) | (D) | (D) | (NA) |
| Proprietary medicines..... | (NA) | 1 | (NA) | (D) | (D) | (D) | (D) | (D) | (D) | (NA) |
| Feed, farm, garden supplies..... | (NA) | 8 | (NA) | 4,195 | 443 | 10,326 | 10,265 | 218 | 215 | (NA) |
| Jewelry..... | (NA) | 3 | (NA) | (D) | (D) | (D) | (D) | (D) | (D) | (NA) |
| Books, stationery..... | (NA) | 11 | (NA) | (D) | (D) | (D) | (D) | (D) | (D) | (NA) |
| Sporting goods..... | (NA) | 1 | (NA) | (D) | (D) | (D) | (D) | (D) | (D) | (NA) |
| Tobacco products..... | (NA) | 7 | (NA) | 1,520 | 189 | 6,394 | 6,010 | 112 | 100 | (NA) |
| Gifts, novelties, souvenirs..... | (NA) | 3 | (NA) | 87 | 6 | 249 | 195 | 8 | 4 | (NA) |
| Musical instruments..... | (NA) | 1 | (NA) | (D) | (D) | (D) | (D) | (D) | (D) | (NA) |
| Cameras, photographic supplies..... | (NA) | 2 | (NA) | (D) | (D) | (D) | (D) | (D) | (D) | (NA) |
| Other..... | (NA) | 23 | (NA) | 1,761 | 214 | 4,169 | 4,053 | 84 | 80 | (NA) |
| Direct Selling (house-to-house) Organizations | | | | | | | | | | |
| Total..... | 8,190 | 1,198 | 231,911 | 158,957 | 36,131 | 665,278 | 651,251 | 11,506 | 10,863 | 8,265 |
| Food, total..... | (NA) | 359 | (NA) | 57,011 | 11,232 | 193,953 | 189,406 | 3,011 | 2,812 | (NA) |
| Groceries..... | (NA) | 68 | (NA) | 20,801 | 3,341 | 64,749 | 63,293 | 891 | 835 | (NA) |
| Ice cream..... | (NA) | 20 | (NA) | 6,381 | 1,874 | 11,508 | 11,392 | 176 | 167 | (NA) |
| Fruits, vegetables..... | (NA) | 28 | (NA) | 799 | 50 | 1,118 | 1,065 | 32 | 28 | (NA) |
| Milk..... | (NA) | 45 | (NA) | 8,545 | 939 | 20,651 | 20,574 | 321 | 313 | (NA) |
| Bakery products..... | (NA) | 24 | (NA) | 12,057 | 3,463 | 64,709 | 62,894 | 862 | 805 | (NA) |
| Other food, n.e.c..... | (NA) | 174 | (NA) | 8,428 | 1,565 | 31,218 | 30,188 | 729 | 664 | (NA) |
| Dry goods, general merchandise..... | (NA) | 108 | (NA) | 15,243 | 5,250 | 111,592 | 110,471 | 1,997 | 1,942 | (NA) |
| Apparel, accessories, total..... | (NA) | 54 | (NA) | 3,887 | 684 | 12,610 | 12,057 | 225 | 200 | (NA) |
| Men's, boys' clothing and furnishings..... | (NA) | 5 | (NA) | 272 | 10 | 225 | 200 | 6 | 4 | (NA) |
| Family clothing..... | (NA) | 29 | (NA) | 1,722 | 424 | 7,674 | 7,483 | 138 | 124 | (NA) |
| Women's ready-to-wear..... | (NA) | 14 | (NA) | 1,040 | 166 | 3,435 | 3,267 | 55 | 51 | (NA) |
| Other women's apparel, accessories, specialties..... | (NA) | 3 | (NA) | (D) | (D) | (D) | (D) | (D) | (D) | (NA) |
| Shoes..... | (NA) | 3 | (NA) | (D) | (D) | (D) | (D) | (D) | (D) | (NA) |
| Other apparel..... | (NA) | ... | (NA) | ... | ... | ... | ... | ... | ... | (NA) |
| Furniture, home furnishings, appliances, total..... | (NA) | 343 | (NA) | 40,859 | 10,782 | 205,838 | 203,481 | 3,923 | 3,844 | (NA) |
| Furniture..... | (NA) | 71 | (NA) | 5,825 | 1,034 | 19,964 | 19,441 | 350 | 332 | (NA) |
| Floor coverings, draperies..... | (NA) | 14 | (NA) | 539 | 162 | 3,421 | 3,414 | 53 | 53 | (NA) |
| Other home furnishings..... | (NA) | 114 | (NA) | 9,185 | 2,520 | 50,002 | 48,956 | 931 | 899 | (NA) |
| Household appliances, radios, TV..... | (NA) | 144 | (NA) | 25,310 | 7,066 | 132,451 | 131,670 | 2,589 | 2,560 | (NA) |
| Other, total..... | (NA) | 334 | (NA) | 41,957 | 8,183 | 141,285 | 135,836 | 2,350 | 2,065 | (NA) |
| Jewelry..... | (NA) | 4 | (NA) | 159 | 33 | 765 | 675 | 12 | 10 | (NA) |
| Books, stationery..... | (NA) | 33 | (NA) | 14,485 | 2,435 | 45,761 | 43,868 | 603 | 528 | (NA) |
| Other..... | (NA) | 297 | (NA) | 27,313 | 5,715 | 94,759 | 91,293 | 1,735 | 1,527 | (NA) |
| Merchandise Vending Machine Operators | | | | | | | | | | |
| Total..... | 627 | 291 | (D) | (D) | (D) | (D) | (D) | (D) | (D) | (D) |
| Candy, nut, confectionery..... | (NA) | 95 | (NA) | 24,910 | 3,509 | 143,280 | 142,991 | 2,286 | 2,266 | (NA) |
| Milk, ice cream..... | (NA) | 12 | (NA) | 689 | 80 | 1,572 | 1,467 | 26 | 23 | (NA) |
| All other beverages (except milk)..... | (NA) | 49 | (NA) | 4,086 | 734 | 13,682 | 13,602 | 203 | 199 | (NA) |
| Tobacco products..... | (NA) | 81 | (NA) | 28,828 | 2,191 | 44,054 | 43,659 | 603 | 587 | (NA) |
| Other..... | (NA) | 54 | (NA) | (D) | (D) | (D) | (D) | (D) | (D) | (NA) |

Standard Notes: (D) Withheld to avoid disclosure. (NA) Not available. n.e.c. Not elsewhere classified. XXX Not applicable. (Z) Less than \$500. ... Represents zero.
¹ Group totals may include data for establishments without payroll which could not be classified by detailed kind of business.

Table 1F. RETAIL TRADE: 1954—GEOGRAPHIC DIVISIONS, BY KIND OF BUSINESS—Continued

Establishments, Sales, Payroll, and Personnel

| Division and kind of business | Establishments | | Sales | | Payroll, entire year (\$1,000) | Payroll, workweek ended nearest Nov. 15 | | Paid employees, workweek ended nearest Nov. 15 | | Proprietors (unincorporated businesses only) (Number) |
|--|-----------------------------|-----------------------|--|---------------------------------------|--------------------------------|---|-------------------------|--|------------------------|---|
| | Total ¹ (Number) | With payroll (Number) | Total, all establishments ¹ (\$1,000) | Establishments with payroll (\$1,000) | | Total (Dollars) | Full workweek (Dollars) | Total (Number) | Full workweek (Number) | |
| EAST SOUTH CENTRAL | | | | | | | | | | |
| Retail trade, total..... | 100,623 | 59,833 | 8,354,102 | 7,544,194 | 775,478 | 15,274,705 | 14,390,654 | 362,960 | 305,516 | 107,188 |
| Food Stores | | | | | | | | | | |
| Total..... | 29,222 | 11,006 | 1,981,884 | 1,594,270 | 98,105 | 1,854,762 | 1,651,993 | 49,337 | 36,257 | 31,979 |
| Grocery stores..... | 27,308 | 10,050 | 1,901,359 | 1,529,945 | 91,086 | 1,712,289 | 1,519,026 | 45,512 | 33,005 | 29,839 |
| Meat markets..... | 259 | 157 | 21,690 | 18,854 | 1,519 | 29,880 | 28,809 | 650 | 575 | 300 |
| Fish (seafood) markets..... | 132 | 64 | (D) | (D) | (D) | (D) | (D) | (D) | (D) | (D) |
| Fruit stores, vegetable markets..... | 412 | 68 | 10,254 | 4,778 | 266 | 5,075 | 4,738 | 146 | 116 | 474 |
| Candy, nut, confectionery stores..... | 318 | 160 | 8,300 | 6,434 | 904 | 18,471 | 16,675 | 604 | 501 | 303 |
| Bakery products stores..... | 333 | 275 | 13,777 | 12,867 | 2,774 | 58,294 | 54,935 | 1,549 | 1,354 | 384 |
| Bakeries, with baking on premises..... | (NA) | 263 | (NA) | 12,318 | 2,662 | 56,323 | 53,071 | 1,502 | 1,312 | (NA) |
| Bakeries, without baking on premises..... | (NA) | 12 | (NA) | 549 | 112 | 1,971 | 1,864 | 47 | 42 | (NA) |
| Delicatessen stores..... | 138 | 96 | (D) | (D) | (D) | (D) | (D) | (D) | (D) | (NA) |
| Food stores, n.e.c..... | 282 | 136 | 14,215 | 11,789 | 775 | 15,570 | 14,296 | 410 | 330 | 325 |
| Eating, Drinking Places | | | | | | | | | | |
| Total..... | 13,063 | 9,463 | 434,920 | 389,200 | 69,886 | 1,443,704 | 1,360,744 | 52,943 | 46,887 | 15,227 |
| Eating places (except refreshment stands)..... | 9,146 | 6,524 | 320,585 | 287,429 | 56,595 | 1,181,124 | 1,119,853 | 44,207 | 39,615 | 10,679 |
| Restaurants, cafeterias..... | (NA) | 6,461 | (NA) | 282,863 | 55,128 | 1,152,361 | 1,092,510 | 43,468 | 38,945 | (NA) |
| Caterers..... | (NA) | 12 | (NA) | 696 | 148 | 3,513 | 2,915 | 103 | 69 | (NA) |
| In-plant food contractors..... | (NA) | 51 | (NA) | 3,870 | 1,319 | 25,250 | 24,428 | 636 | 601 | (NA) |
| Refreshment stands..... | 1,153 | 823 | 24,331 | 20,919 | 3,162 | 62,697 | 55,510 | 2,377 | 1,826 | 1,157 |
| Drinking places..... | 2,734 | 2,116 | 89,862 | 80,852 | 10,129 | 199,883 | 185,381 | 6,359 | 5,446 | 3,359 |
| General Merchandise Group | | | | | | | | | | |
| Total..... | 8,692 | 4,982 | 1,005,102 | 918,800 | 120,629 | 2,422,028 | 2,192,748 | 67,609 | 49,931 | 8,859 |
| Department stores..... | 136 | 136 | 407,719 | 407,719 | 66,404 | 1,373,022 | 1,268,468 | 29,539 | 24,143 | 17 |
| Dry goods, general merchandise stores..... | 4,106 | 2,182 | (D) | (D) | (D) | (D) | (D) | (D) | (D) | (D) |
| General stores..... | 3,076 | 1,498 | (D) | (D) | (D) | (D) | (D) | (D) | (D) | (D) |
| Variety stores..... | 1,300 | 1,166 | 162,180 | 160,214 | 23,350 | 446,404 | 377,114 | 19,570 | 12,128 | 883 |
| Apparel, Accessories Stores | | | | | | | | | | |
| Total..... | 5,761 | 5,037 | 512,686 | 500,214 | 62,924 | 1,188,204 | 1,096,338 | 33,024 | 25,358 | 5,181 |
| Shoe stores..... | 1,020 | 862 | 74,981 | 72,497 | 9,299 | 169,939 | 155,954 | 4,133 | 2,918 | 677 |
| Men's shoe stores..... | (NA) | 113 | (NA) | 7,563 | 822 | 15,428 | 14,634 | 267 | 222 | (NA) |
| Women's shoe stores..... | (NA) | 227 | (NA) | 27,178 | 3,801 | 64,980 | 59,486 | 1,538 | 1,029 | (NA) |
| Children's, juveniles' shoe stores..... | (NA) | 14 | (NA) | (D) | (D) | (D) | (D) | (D) | (D) | (NA) |
| Family shoe stores..... | (NA) | 528 | (NA) | (D) | (D) | (D) | (D) | (D) | (D) | (NA) |
| Men's, boys' clothing and furnishings stores..... | (NA) | 788 | (NA) | 83,034 | 10,502 | 188,376 | 178,560 | 4,133 | 3,460 | (NA) |
| Men's, boys' clothing stores..... | (NA) | 617 | (NA) | 68,955 | 8,943 | 159,678 | 151,957 | 3,418 | 2,882 | (NA) |
| Men's, boys' furnishings stores..... | (NA) | 171 | (NA) | 14,079 | 1,559 | 28,698 | 26,603 | 715 | 578 | (NA) |
| Family clothing stores..... | (NA) | 1,507 | (NA) | 153,098 | 18,479 | 355,582 | 318,020 | 11,285 | 7,785 | (NA) |
| Women's clothing, specialty stores..... | 1,839 | 1,591 | 180,613 | 176,805 | 22,660 | 436,346 | 408,278 | 12,447 | 10,307 | 1,512 |
| Ready-to-wear stores..... | (NA) | 1,237 | (NA) | 157,949 | 19,999 | 382,709 | 358,978 | 10,944 | 9,075 | (NA) |
| Millinery stores..... | (NA) | 209 | (NA) | 7,562 | 1,346 | 26,764 | 24,319 | 740 | 601 | (NA) |
| Clothing, specialty stores, n.e.c..... | (NA) | 145 | (NA) | 11,294 | 1,315 | 26,873 | 24,981 | 763 | 631 | (NA) |
| Children's, infants' wear stores..... | 237 | 177 | 10,807 | 9,947 | 1,064 | 20,693 | 19,138 | 665 | 540 | 277 |
| Apparel stores, n.e.c..... | 122 | 92 | 5,071 | 4,833 | 920 | 17,268 | 16,388 | 361 | 348 | 118 |
| Furniture, Home Furnishings, Appliance Dealers | | | | | | | | | | |
| Total..... | 4,659 | 3,779 | 396,976 | 376,562 | 52,023 | 981,315 | 954,420 | 18,515 | 17,440 | 4,841 |
| Furniture, home furnishings stores..... | 2,519 | 2,259 | 255,316 | 245,728 | 34,889 | 653,238 | 638,983 | 12,278 | 11,672 | 2,852 |
| Furniture stores..... | (NA) | 1,914 | (NA) | 224,571 | 31,166 | 582,035 | 571,200 | 10,874 | 10,414 | (NA) |
| Floor covering stores..... | (NA) | 96 | (NA) | 7,692 | 1,409 | 26,419 | 25,581 | 439 | 403 | (NA) |
| Home furnishings stores, n.e.c., antique stores..... | (NA) | 249 | (NA) | 13,465 | 2,314 | 44,784 | 42,202 | 965 | 855 | (NA) |
| Household appliance, radio, TV stores..... | 2,020 | 1,520 | 141,344 | 130,834 | 17,134 | 328,077 | 315,437 | 6,237 | 5,768 | 1,967 |
| Household appliance stores..... | (NA) | 796 | (NA) | 61,515 | 8,535 | 162,174 | 158,259 | 3,093 | 2,943 | (NA) |
| Appliance, radio, TV stores..... | (NA) | 489 | (NA) | 55,665 | 6,942 | 132,805 | 126,279 | 2,489 | 2,262 | (NA) |
| Radio, TV stores..... | (NA) | 235 | (NA) | 13,654 | 1,657 | 33,098 | 30,899 | 655 | 563 | (NA) |
| Automotive Group | | | | | | | | | | |
| Total..... | 5,666 | 4,406 | 1,688,761 | 1,651,485 | 146,617 | 2,729,294 | 2,699,150 | 44,072 | 42,868 | 5,751 |
| Passenger car dealers (franchised)..... | 2,595 | 2,407 | 1,363,584 | 1,356,548 | 121,717 | 2,264,413 | 2,245,956 | 35,511 | 34,924 | 2,482 |
| Passenger car dealers (nonfranchised)..... | 1,507 | 789 | 171,804 | 148,654 | 7,353 | 141,563 | 139,332 | 2,554 | 2,439 | 1,850 |
| Tire, battery, accessory dealers..... | 1,371 | 1,087 | 133,394 | 127,458 | 16,322 | 299,949 | 291,189 | 5,616 | 5,139 | 1,221 |
| Motorcycle, aircraft, boat dealers..... | 99 | 77 | 5,673 | 5,443 | 608 | 11,667 | 11,318 | 221 | 207 | 105 |
| Household trailer dealers..... | 68 | 42 | (D) | (D) | (D) | (D) | (D) | (D) | (D) | (D) |
| Automotive dealers, n.e.c..... | 4 | 4 | (D) | (D) | (D) | (D) | (D) | (D) | (D) | (D) |
| Gasoline Service Stations | | | | | | | | | | |
| Total..... | 10,812 | 7,118 | 594,351 | 507,271 | 43,854 | 896,641 | 850,640 | 22,814 | 19,857 | 11,911 |
| Lumber, Bldg. Mats., Hardware, Farm Equipment Dealers | | | | | | | | | | |
| Total..... | 5,051 | 4,045 | 638,137 | 612,967 | 71,291 | 1,383,713 | 1,330,961 | 25,751 | 23,919 | 5,364 |
| Farm equipment dealers..... | 1,059 | 953 | 156,296 | 152,506 | 14,401 | 282,768 | 277,241 | 5,253 | 5,063 | 1,153 |
| Lumber, building materials dealers..... | 1,427 | 1,171 | 275,287 | 269,101 | 34,526 | 669,161 | 635,585 | 11,995 | 10,947 | 1,399 |
| Paint, glass, wallpaper stores..... | 327 | 265 | 23,947 | 22,673 | 3,285 | 61,664 | 59,406 | 1,075 | 998 | 257 |
| Plumbing, electrical supply stores..... | 203 | 127 | 14,365 | 13,039 | 2,361 | 48,698 | 47,692 | 763 | 731 | 336 |
| Hardware stores..... | 2,029 | 1,529 | 167,554 | 155,648 | 16,718 | 321,422 | 311,037 | 6,665 | 6,140 | 2,311 |
| Drug Stores, Proprietary Stores | | | | | | | | | | |
| Total..... | 3,380 | 2,906 | 256,185 | 246,419 | 31,976 | 631,319 | 599,733 | 16,906 | 14,348 | 3,651 |
| Drug stores..... | (NA) | 2,571 | (NA) | 233,881 | 30,731 | 608,619 | 569,094 | 16,097 | 13,639 | (NA) |
| Proprietary stores..... | (NA) | 335 | (NA) | 12,536 | 1,245 | 22,700 | 20,639 | 809 | 709 | (NA) |
| Other Retail Stores | | | | | | | | | | |
| Total..... | 10,841 | 6,539 | 703,077 | 635,383 | 60,745 | 1,223,709 | 1,171,622 | 25,436 | 22,900 | 11,029 |
| Liquor stores..... | 1,045 | 831 | 135,997 | 128,171 | 5,289 | 100,839 | 96,601 | 2,118 | 1,879 | 1,084 |
| Fuel, ice dealers..... | 1,356 | 898 | 84,683 | 79,425 | 11,353 | 244,124 | 236,312 | 4,913 | 4,556 | 1,254 |
| Fuel dealers (coal, wood)..... | (NA) | 503 | (NA) | 35,314 | 4,255 | 94,624 | 89,299 | 2,214 | 1,935 | (NA) |
| Liquefied petroleum gas dealers..... | (NA) | 273 | (NA) | 37,401 | 6,102 | 131,456 | 129,734 | 2,316 | 2,271 | (NA) |
| Fuel oil dealers..... | (NA) | 31 | (NA) | (D) | (D) | (D) | (D) | (D) | (D) | (NA) |
| Ice dealers..... | (NA) | 91 | (NA) | (D) | (D) | (D) | (D) | (D) | (D) | (NA) |
| Hay, grain, feed stores..... | 970 | 782 | 168,936 | 162,592 | 8,422 | 167,932 | 160,280 | 3,685 | 3,357 | 923 |
| Farm, garden supply stores..... | 655 | 463 | 71,003 | 66,233 | 4,004 | 79,953 | 75,844 | 1,674 | 1,518 | 553 |

Standard Notes: (D) Withheld to avoid disclosure. (NA) Not available. n.e.c. Not elsewhere classified. XXX Not applicable. (Z) Less than \$500. ... Represents zero.
¹ Group totals may include data for establishments without payroll which could not be classified by detailed kind of business.

Table 1F. RETAIL TRADE: 1954—GEOGRAPHIC DIVISIONS, BY KIND OF BUSINESS—Continued

Establishments, Sales, Payroll, and Personnel

| Division and kind of business | Establishments | | Sales | | Payroll, entire year (\$1,000) | Payroll, workweek ended nearest Nov. 15 | | Paid employees, workweek ended nearest Nov. 15 | | Proprietors (unincorporated businesses only) ¹ (Number) |
|--|--------------------------------|--------------------------|---|--|-----------------------------------|---|----------------------------|--|---------------------------|---|
| | Total ¹ (Number) | With payroll (Number) | Total, all establishments ¹ (\$1,000) | Establishments with payroll (\$1,000) | | Total (Dollars) | Full workweek (Dollars) | Total (Number) | Full workweek (Number) | |
| EAST SOUTH CENTRAL—Con. | | | | | | | | | | |
| Other Retail Stores—Con. | | | | | | | | | | |
| Jewelry stores..... | 1,221 | 871 | 73,579 | 69,281 | 11,771 | 235,198 | 228,337 | 4,304 | 3,949 | 1,185 |
| Book stores..... | 109 | 69 | 5,195 | 4,665 | 526 | 10,138 | 9,441 | 291 | 237 | 93 |
| Stationery stores..... | 85 | 69 | 6,963 | (D) | (D) | (D) | (D) | (D) | (D) | (D) |
| Sporting goods stores..... | 336 | 194 | 14,027 | 11,895 | 1,302 | 25,503 | 24,138 | 506 | 443 | 357 |
| Bicycle stores..... | 60 | 40 | 1,764 | 1,498 | 208 | 4,278 | 4,149 | 93 | 85 | 62 |
| Florists..... | 1,079 | 691 | 29,966 | 25,380 | 4,366 | 87,556 | 80,863 | 2,208 | 1,884 | 1,244 |
| Cigar stores, stands..... | 70 | 52 | (D) | (D) | (D) | (D) | (D) | (D) | (D) | (D) |
| News dealers, newsstands..... | 183 | 69 | 4,093 | (D) | (D) | (D) | (D) | (D) | (D) | (D) |
| Gift, novelty, souvenir stores..... | 404 | 196 | 8,003 | 5,929 | 744 | 15,228 | 14,005 | 457 | 366 | 474 |
| Music stores..... | 213 | 147 | 14,973 | 14,073 | 2,129 | 43,475 | 42,245 | 815 | 767 | 208 |
| Camera, photographic supply stores..... | 75 | 71 | 6,250 | 6,188 | 829 | 15,917 | 15,616 | 308 | 285 | 51 |
| Luggage, leather goods stores..... | 24 | 18 | (D) | (D) | (D) | (D) | (D) | (D) | (D) | (D) |
| Optical goods stores..... | 109 | 75 | 5,164 | 4,570 | 1,107 | 20,160 | 19,966 | 284 | 277 | 88 |
| Office, store machine and equipment dealers..... | 84 | 60 | (D) | 3,740 | 704 | 14,329 | 14,005 | 238 | 223 | 94 |
| Retail stores (except second-hand) n.e.c..... | 318 | 318 | 13,126 | 13,126 | 2,182 | 43,295 | 41,003 | 910 | 785 | 304 |
| Second-hand stores..... | 909 | 625 | 27,748 | 24,988 | 3,765 | 76,984 | 72,029 | 1,744 | 1,502 | 895 |
| Nonstore Retailers | | | | | | | | | | |
| Total..... | 3,276 | 552 | 141,623 | 111,623 | 17,428 | 520,016 | 492,305 | 6,473 | 5,751 | 3,395 |
| Mail Order Houses | | | | | | | | | | |
| Total..... | 48 | 28 | (D) | (D) | (D) | (D) | (D) | (D) | (D) | (D) |
| Food | | | | | | | | | | |
| Food..... | (NA) | 3 | (NA) | 98 | 9 | 209 | 188 | 7 | 6 | (NA) |
| General merchandise group, total | | | | | | | | | | |
| Department store merchandise..... | (NA) | 2 | (NA) | (D) | (D) | (D) | (D) | (D) | (D) | (NA) |
| Dry goods, general merchandise..... | (NA) | 1 | (NA) | (D) | (D) | (D) | (D) | (D) | (D) | (NA) |
| Variety store merchandise..... | (NA) | 1 | (NA) | (D) | (D) | (D) | (D) | (D) | (D) | (NA) |
| Apparel, accessories, total | | | | | | | | | | |
| Men's, boys' clothing and furnishings..... | (NA) | 1 | (NA) | (D) | (D) | (D) | (D) | (D) | (D) | (NA) |
| Family clothing..... | (NA) | ... | (NA) | ... | ... | ... | ... | ... | ... | (NA) |
| Women's ready-to-wear..... | (NA) | ... | (NA) | ... | ... | ... | ... | ... | ... | (NA) |
| Other women's apparel, accessories, specialties..... | (NA) | ... | (NA) | ... | ... | ... | ... | ... | ... | (NA) |
| Shoes..... | (NA) | ... | (NA) | ... | ... | ... | ... | ... | ... | (NA) |
| Other apparel..... | (NA) | 1 | (NA) | (D) | (D) | (D) | (D) | (D) | (D) | (NA) |
| Furniture, home furnishings, appliances, total | | | | | | | | | | |
| Furniture..... | (NA) | 2 | (NA) | (D) | (D) | (D) | (D) | (D) | (D) | (NA) |
| Floor coverings, draperies..... | (NA) | 2 | (NA) | (D) | (D) | (D) | (D) | (D) | (D) | (NA) |
| Other home furnishings..... | (NA) | ... | (NA) | ... | ... | ... | ... | ... | ... | (NA) |
| Household appliances, radios, TV..... | (NA) | ... | (NA) | ... | ... | ... | ... | ... | ... | (NA) |
| Other mail order houses, total | | | | | | | | | | |
| Automotive store merchandise..... | (NA) | 20 | (NA) | 1,100 | 113 | 2,364 | 2,216 | 57 | 42 | (NA) |
| Lumber, building materials, hardware..... | (NA) | 1 | (NA) | (D) | (D) | (D) | (D) | (D) | (D) | (NA) |
| Proprietary medicines..... | (NA) | 1 | (NA) | (D) | (D) | (D) | (D) | (D) | (D) | (NA) |
| Feed, farm, garden supplies..... | (NA) | ... | (NA) | ... | ... | ... | ... | ... | ... | (NA) |
| Jewelry..... | (NA) | 1 | (NA) | (D) | (D) | (D) | (D) | (D) | (D) | (NA) |
| Books, stationery..... | (NA) | ... | (NA) | ... | ... | ... | ... | ... | ... | (NA) |
| Sporting goods..... | (NA) | 2 | (NA) | (D) | (D) | (D) | (D) | (D) | (D) | (NA) |
| Tobacco products..... | (NA) | 1 | (NA) | (D) | (D) | (D) | (D) | (D) | (D) | (NA) |
| Gifts, novelties, souvenirs..... | (NA) | ... | (NA) | ... | ... | ... | ... | ... | ... | (NA) |
| Musical instruments..... | (NA) | 1 | (NA) | (D) | (D) | (D) | (D) | (D) | (D) | (NA) |
| Cameras, photographic supplies..... | (NA) | ... | (NA) | ... | ... | ... | ... | ... | ... | (NA) |
| Other..... | (NA) | 13 | (NA) | 599 | 83 | 1,734 | 1,591 | 43 | 29 | (NA) |
| Direct Selling (house-to-house) Organizations | | | | | | | | | | |
| Total..... | 2,936 | 402 | 68,484 | 42,308 | 8,841 | 170,498 | 167,380 | 3,270 | 3,128 | 3,036 |
| Food, total | | | | | | | | | | |
| Groceries..... | (NA) | 153 | (NA) | 16,019 | 2,102 | 39,988 | 39,303 | 684 | 643 | (NA) |
| Ice cream..... | (NA) | 41 | (NA) | (D) | (D) | (D) | (D) | (D) | (D) | (NA) |
| Fruits, vegetables..... | (NA) | 12 | (NA) | 495 | 85 | 1,512 | 1,362 | 31 | 29 | (NA) |
| Milk..... | (NA) | 11 | (NA) | 431 | 27 | 433 | 413 | 14 | 11 | (NA) |
| Bakery products..... | (NA) | 24 | (NA) | 3,014 | 289 | 6,084 | 6,028 | 103 | 101 | (NA) |
| Other food, n.e.c..... | (NA) | 7 | (NA) | 954 | 182 | 3,446 | 3,429 | 71 | 70 | (NA) |
| Dry goods, general merchandise..... | (NA) | 58 | (NA) | (D) | (D) | (D) | (D) | (D) | (D) | (NA) |
| Apparel, accessories, total | | | | | | | | | | |
| Men's, boys' clothing and furnishings..... | (NA) | 18 | (NA) | 832 | 179 | 3,711 | 3,665 | 54 | 51 | (NA) |
| Family clothing..... | (NA) | 2 | (NA) | (D) | (D) | (D) | (D) | (D) | (D) | (NA) |
| Women's ready-to-wear..... | (NA) | 10 | (NA) | 411 | 103 | 2,071 | 2,056 | 30 | 29 | (NA) |
| Other women's apparel, accessories, specialties..... | (NA) | 5 | (NA) | 132 | 15 | 413 | 382 | 11 | 9 | (NA) |
| Shoes..... | (NA) | 1 | (NA) | (D) | (D) | (D) | (D) | (D) | (D) | (NA) |
| Other apparel..... | (NA) | ... | (NA) | ... | ... | ... | ... | ... | ... | (NA) |
| Furniture, home furnishings, appliances, total | | | | | | | | | | |
| Furniture..... | (NA) | 81 | (NA) | 8,924 | 2,279 | 40,593 | 39,810 | 860 | 830 | (NA) |
| Floor coverings, draperies..... | (NA) | 19 | (NA) | 1,209 | 193 | 4,015 | 3,730 | 69 | 64 | (NA) |
| Other home furnishings..... | (NA) | ... | (NA) | ... | ... | ... | ... | ... | ... | (NA) |
| Household appliances, radios, TV..... | (NA) | 17 | (NA) | 929 | 282 | 4,840 | 4,724 | 99 | 94 | (NA) |
| Other, total..... | (NA) | 45 | (NA) | 6,786 | 1,804 | 31,738 | 31,356 | 692 | 672 | (NA) |
| Other, total | | | | | | | | | | |
| Jewelry..... | (NA) | 106 | (NA) | 11,444 | 2,263 | 43,437 | 42,731 | 727 | 690 | (NA) |
| Books, stationery..... | (NA) | ... | (NA) | ... | ... | ... | ... | ... | ... | (NA) |
| Other..... | (NA) | 9 | (NA) | (D) | (D) | (D) | (D) | (D) | (D) | (NA) |
| Merchandise Vending Machine Operators | | | | | | | | | | |
| Total..... | 292 | 122 | (D) | (D) | (D) | (D) | (D) | (D) | (D) | (D) |
| Candy, nut, confectionery..... | (NA) | 38 | (NA) | 4,542 | 636 | 10,745 | 9,215 | 188 | 161 | (NA) |
| Milk, ice cream..... | (NA) | 5 | (NA) | 314 | 30 | 516 | 516 | 7 | 7 | (NA) |
| All other beverages (except milk)..... | (NA) | 15 | (NA) | 2,903 | 445 | 8,994 | 8,937 | 141 | 137 | (NA) |
| Tobacco products..... | (NA) | 37 | (NA) | 10,062 | 467 | 8,437 | 8,128 | 146 | 133 | (NA) |
| Other..... | (NA) | 27 | (NA) | (D) | (D) | (D) | (D) | (D) | (D) | (NA) |

Standard Notes: (D) Withheld to avoid disclosure. (NA) Not available. n.e.c. Not elsewhere classified. XXX Not applicable. (Z) Less than \$500. ... Represents zero.

¹ Group totals may include data for establishments without payroll which could not be classified by detailed kind of business.

Table 1F. RETAIL TRADE: 1954—GEOGRAPHIC DIVISIONS, BY KIND OF BUSINESS—Continued

Establishments, Sales, Payroll, and Personnel

| Division and kind of business | Establishments | | Sales | | Payroll, entire year (\$1,000) | Payroll, workweek ended nearest Nov. 15 | | Paid employees, workweek ended nearest Nov. 15 | | Proprietors (unincorporated businesses only) ¹ (Number) |
|--|--------------------|--------------|--|-----------------------------|-----------------------------------|---|---------------|--|---------------|---|
| | Total ¹ | With payroll | Total, all establishments ¹ | Establishments with payroll | | Total | Full workweek | Total | Full workweek | |
| | (Number) | (Number) | (\$1,000) | (\$1,000) | | (Dollars) | (Dollars) | (Number) | (Number) | |
| WEST SOUTH CENTRAL | | | | | | | | | | |
| Retail trade, total | 162,233 | 102,283 | 14,806,333 | 13,656,351 | 1,424,392 | 28,265,285 | 26,606,894 | 628,438 | 536,372 | 168,034 |
| Food Stores | | | | | | | | | | |
| Total | 37,555 | 16,559 | 3,344,564 | 2,885,362 | 173,980 | 3,368,199 | 2,996,571 | 83,572 | 61,822 | 40,404 |
| Grocery stores..... | 33,802 | 14,688 | 3,184,797 | 2,757,097 | 160,590 | 3,090,467 | 2,736,484 | 76,532 | 55,819 | 36,325 |
| Fish (seafood) markets..... | 776 | 466 | 59,274 | 51,626 | 3,964 | 79,261 | 76,613 | 1,598 | 1,471 | 898 |
| Fruit stores, vegetable markets..... | 270 | 92 | (D) | (D) | (D) | (D) | (D) | (D) | (D) | (D) |
| Candy, nut, confectionery stores..... | 597 | 143 | 16,689 | (D) | (D) | (D) | (D) | (D) | (D) | (D) |
| Bakery products stores..... | 531 | 223 | 10,283 | 6,921 | 964 | 19,973 | 18,401 | 668 | 554 | 542 |
| Bakeries, with baking on premises..... | (NA) | 558 | 23,387 | 20,065 | 4,486 | 97,985 | 93,050 | 2,657 | 2,392 | 839 |
| Bakeries, without baking on premises..... | (NA) | 525 | (NA) | (D) | (D) | (D) | (D) | (D) | (D) | (NA) |
| Delicatessen stores..... | (NA) | 33 | (NA) | (D) | (D) | (D) | (D) | (D) | (D) | (NA) |
| Food stores, n.e.c..... | 59 | 45 | (D) | 7,168 | 590 | 12,998 | 12,130 | 299 | 270 | 60 |
| Eating, Drinking Places | 602 | 344 | 31,382 | 26,736 | 2,256 | 46,847 | 43,039 | 1,103 | 878 | 626 |
| Total | 27,545 | 19,365 | 867,963 | 772,603 | 149,185 | 3,164,258 | 2,985,060 | 105,421 | 93,560 | 31,489 |
| Eating places (except refreshment stands)..... | 16,189 | 12,141 | 613,003 | 567,625 | 121,842 | 2,607,275 | 2,470,289 | 87,083 | 78,099 | 18,675 |
| Restaurants, cafeterias..... | (NA) | 12,022 | (NA) | 557,812 | 119,298 | 2,556,250 | 2,423,901 | 85,771 | 76,995 | (NA) |
| Caterers..... | (NA) | 42 | (NA) | (D) | (D) | (D) | (D) | (D) | (D) | (NA) |
| In-plant food contractors..... | (NA) | 77 | (NA) | (D) | (D) | (D) | (D) | (D) | (D) | (NA) |
| Refreshment stands..... | 2,125 | 1,563 | 46,626 | 41,202 | 6,366 | 133,322 | 119,174 | 4,933 | 3,600 | 2,274 |
| Drinking places..... | 9,129 | 5,661 | 206,702 | 163,776 | 20,977 | 423,661 | 395,597 | 13,405 | 11,661 | 10,424 |
| General Merchandise Group | | | | | | | | | | |
| Total | 8,523 | 6,353 | 1,623,307 | 1,576,433 | 218,584 | 4,340,474 | 3,851,280 | 113,028 | 84,835 | 7,577 |
| Department stores..... | 217 | 217 | 807,913 | 807,913 | 132,290 | 2,696,566 | 2,392,776 | 56,569 | 45,331 | 15 |
| Dry goods, general merchandise stores..... | 4,105 | 2,897 | 435,580 | 408,076 | 42,177 | 823,684 | 743,759 | 87,987 | 17,551 | 3,858 |
| General stores..... | 1,878 | 1,286 | 132,552 | 117,826 | 7,610 | 144,115 | 133,876 | 4,160 | 3,397 | 2,111 |
| Variety stores..... | 2,255 | 1,955 | 247,328 | 242,618 | 36,507 | 676,109 | 580,869 | 28,312 | 18,556 | 1,515 |
| Apparel, Accessories Stores | | | | | | | | | | |
| Total | 2,939 | 7,763 | 866,558 | 844,340 | 110,347 | 2,192,056 | 2,063,380 | 51,559 | 42,619 | 7,618 |
| Shoe stores..... | 1,698 | 1,490 | 147,236 | 143,238 | 19,050 | 354,476 | 332,055 | 7,416 | 5,649 | 1,016 |
| Men's shoe stores..... | (NA) | 216 | (NA) | (D) | (D) | (D) | (D) | (D) | (D) | (NA) |
| Women's shoe stores..... | (NA) | 351 | (NA) | 49,237 | 6,929 | 124,369 | 115,884 | 2,523 | 1,811 | (NA) |
| Children's, juveniles' shoe stores..... | (NA) | 50 | (NA) | (D) | (D) | (D) | (D) | (D) | (D) | (NA) |
| Family shoe stores..... | (NA) | 873 | (NA) | 73,757 | 9,815 | 184,918 | 172,682 | 4,119 | 3,162 | (NA) |
| Men's, boys' clothing and furnishings stores..... | (NA) | 1,222 | (NA) | 157,968 | 21,330 | 397,484 | 362,878 | 7,573 | 6,728 | (NA) |
| Men's, boys' clothing stores..... | (NA) | 991 | (NA) | 132,702 | 18,406 | 344,940 | 332,789 | 6,418 | 5,734 | (NA) |
| Men's, boys' furnishings stores..... | (NA) | 291 | (NA) | 25,266 | 2,924 | 52,544 | 50,089 | 1,155 | 994 | (NA) |
| Family clothing stores..... | (NA) | 1,563 | (NA) | 207,455 | 27,058 | 530,462 | 494,222 | 13,960 | 11,009 | (NA) |
| Women's clothing, specialty stores..... | 3,204 | 2,792 | 307,465 | 300,299 | 38,703 | 817,670 | 766,566 | 20,307 | 17,200 | 2,598 |
| Ready-to-wear stores..... | (NA) | 2,173 | (NA) | 258,550 | 31,875 | 652,665 | 614,914 | 17,117 | 14,391 | (NA) |
| Millinery stores..... | (NA) | 329 | (NA) | 14,680 | 2,736 | 52,786 | 50,672 | 1,359 | 1,193 | (NA) |
| Clothing, specialty stores, n.e.c..... | (NA) | 290 | (NA) | 27,069 | 4,092 | 112,219 | 100,980 | 1,831 | 1,616 | (NA) |
| Children's, infants' wear stores..... | 564 | 428 | 25,410 | 23,068 | 2,092 | 48,050 | 44,913 | 1,406 | 1,194 | 624 |
| Apparel stores, n.e.c..... | 264 | 208 | 12,990 | 12,312 | 2,114 | 43,914 | 42,746 | 897 | 839 | 248 |
| Furniture, Home Furnishings, Appliance Dealers | | | | | | | | | | |
| Total | 7,929 | 5,727 | 695,093 | 655,411 | 89,338 | 1,721,982 | 1,676,045 | 30,140 | 28,533 | 7,907 |
| Furniture, home furnishings stores..... | 4,522 | 3,420 | 443,912 | 424,538 | 58,564 | 1,122,831 | 1,098,892 | 19,304 | 18,393 | 4,702 |
| Furniture stores..... | (NA) | 2,704 | (NA) | 373,781 | 49,998 | 948,908 | 930,410 | 16,439 | 15,717 | (NA) |
| Floor covering stores..... | (NA) | 207 | (NA) | 23,680 | 3,981 | 81,715 | 79,721 | 1,157 | 1,095 | (NA) |
| Home furnishings stores, n.e.c., antique stores..... | (NA) | 509 | (NA) | 27,077 | 4,585 | 92,208 | 88,761 | 1,708 | 1,581 | (NA) |
| Household appliance, radio, TV stores..... | 3,343 | 2,307 | 250,351 | 230,873 | 30,774 | 599,151 | 577,153 | 10,836 | 10,140 | 3,141 |
| Household appliance stores..... | (NA) | 1,271 | (NA) | 110,832 | 15,867 | 290,552 | 282,402 | 5,481 | 5,203 | (NA) |
| Appliance, radio, TV stores..... | (NA) | 691 | (NA) | 78,638 | 9,159 | 177,504 | 172,614 | 3,121 | 2,924 | (NA) |
| Radio, TV stores..... | (NA) | 345 | (NA) | 41,403 | 5,748 | 131,095 | 122,137 | 2,234 | 2,013 | (NA) |
| Automotive Group | | | | | | | | | | |
| Total | 10,460 | 7,728 | 3,095,018 | 2,992,696 | 254,348 | 4,875,580 | 4,813,684 | 71,906 | 69,757 | 10,595 |
| Passenger car dealers (franchised)..... | 4,364 | 3,978 | 2,448,089 | 2,427,455 | 206,079 | 3,962,086 | 3,931,778 | 56,361 | 55,472 | 4,422 |
| Passenger car dealers (nonfranchised)..... | 2,801 | 1,251 | 317,195 | 252,613 | 10,440 | 203,087 | 197,542 | 3,459 | 3,303 | 3,251 |
| Tire, battery, accessory dealers..... | 2,825 | 2,185 | 276,018 | 263,344 | 33,342 | 622,049 | 598,316 | 10,868 | 9,643 | 2,471 |
| Motorcycle, aircraft, boat dealers..... | 285 | 199 | 28,199 | 26,897 | 3,298 | 66,926 | 65,129 | 306 | 844 | 265 |
| Household trailer dealers..... | 155 | 103 | (D) | (D) | (D) | (D) | (D) | (D) | (D) | (D) |
| Automotive dealers, n.e.c..... | 12 | 12 | (D) | (D) | (D) | (D) | (D) | (D) | (D) | (D) |
| Gasoline Service Stations | | | | | | | | | | |
| Total | 20,038 | 13,364 | 1,057,175 | 920,389 | 90,289 | 1,853,897 | 1,757,051 | 41,930 | 36,637 | 21,308 |
| Lumber, Bldg. Mats., Hardware, Farm Equipment Dealers | | | | | | | | | | |
| Total | 9,939 | 8,215 | 1,299,697 | 1,260,295 | 133,245 | 2,623,546 | 2,533,295 | 44,894 | 41,878 | 9,049 |
| Farm equipment dealers..... | 1,991 | 1,779 | 294,220 | 288,072 | 27,834 | 539,282 | 526,063 | 9,344 | 8,923 | 2,192 |
| Lumber, building materials dealers..... | 4,156 | 3,662 | 751,000 | 738,632 | 76,423 | 1,525,130 | 1,466,570 | 25,318 | 23,473 | 2,979 |
| Paint, glass, wallpaper stores..... | 713 | 549 | 51,841 | 49,337 | 7,555 | 148,446 | 144,856 | 2,292 | 2,176 | 574 |
| Plumbing, electrical supply stores..... | 493 | 353 | 34,706 | 31,798 | 4,940 | 94,543 | 91,074 | 1,485 | 1,363 | 471 |
| Hardware stores..... | 2,566 | 1,872 | 167,640 | 152,456 | 16,493 | 316,145 | 304,735 | 6,455 | 5,943 | 2,807 |
| Drug Stores, Proprietary Stores | | | | | | | | | | |
| Total | 5,661 | 5,045 | 479,324 | 462,674 | 61,233 | 1,243,890 | 1,166,661 | 32,124 | 27,527 | 6,065 |
| Drug stores..... | (NA) | 4,399 | (NA) | 439,122 | 58,869 | 1,197,640 | 1,124,295 | 30,424 | 26,151 | (NA) |
| Proprietary stores..... | (NA) | 656 | (NA) | 23,552 | 2,364 | 46,250 | 42,366 | 1,700 | 1,376 | (NA) |
| Other Retail Stores | | | | | | | | | | |
| Total | 19,414 | 11,228 | 1,194,732 | 1,060,978 | 108,972 | 2,125,654 | 2,038,309 | 41,114 | 37,339 | 19,805 |
| Liquor stores..... | 3,106 | 1,786 | 209,370 | 171,768 | 9,210 | 162,715 | 155,798 | 3,561 | 3,229 | 2,996 |
| Fuel, ice dealers..... | 1,594 | 996 | 106,935 | 98,915 | 14,312 | 285,560 | 280,732 | 4,868 | 4,672 | 1,502 |
| Fuel dealers (coal, wood)..... | (NA) | 86 | (NA) | 5,954 | 762 | 15,352 | 14,907 | 304 | 279 | (NA) |
| Liquefied petroleum gas dealers..... | (NA) | 638 | (NA) | 77,628 | 11,820 | 237,199 | 234,225 | 3,888 | 3,777 | (NA) |
| Fuel oil dealers..... | (NA) | 56 | (NA) | 9,350 | 685 | 13,926 | 13,206 | 246 | 229 | (NA) |
| Ice dealers..... | (NA) | 156 | (NA) | 5,983 | 1,045 | 19,083 | 18,394 | 430 | 397 | (NA) |
| Hay, grain, feed stores..... | 1,979 | 1,515 | 327,039 | 311,263 | 15,287 | 304,732 | 293,025 | 6,345 | 5,799 | 1,921 |
| Farm, garden supply stores..... | 662 | 444 | 59,444 | 55,892 | 4,452 | 83,882 | 80,868 | 1,616 | 1,480 | 652 |

Standard Notes: (D) Withheld to avoid disclosure. (NA) Not available. n.e.c. Not elsewhere classified. XXX Not applicable. (Z) Less than \$500. ... Represents zero.
¹ Group totals may include data for establishments without payroll which could not be classified by detailed kind of business.

Table 1F. RETAIL TRADE: 1954—GEOGRAPHIC DIVISIONS, BY KIND OF BUSINESS—Continued

Establishments, Sales, Payroll, and Personnel

| Division and kind of business | Establishments | | Sales | | Payroll, entire year (\$1,000) | Payroll, workweek ended nearest Nov. 15 | | Paid employees, workweek ended nearest Nov. 15 | | Proprietors (unincorporated businesses only) (Number) |
|---|--------------------------------|--------------------------|---|--|-----------------------------------|---|----------------------------|--|---------------------------|--|
| | Total ¹ (Number) | With payroll (Number) | Total, all establishments ¹ (\$1,000) | Establishments with payroll (\$1,000) | | Total (Dollars) | Full workweek (Dollars) | Total (Number) | Full workweek (Number) | |
| WEST SOUTH CENTRAL--Con. | | | | | | | | | | |
| Other Retail Stores—Con. | | | | | | | | | | |
| Jewelry stores | 2,092 | 1,382 | 142,990 | 133,624 | 20,621 | 404,947 | 393,689 | 7,053 | 6,550 | 2,067 |
| Book stores | 211 | 143 | 10,949 | 10,155 | 1,217 | 22,102 | 20,579 | 579 | 482 | 186 |
| Stationery stores | 270 | 206 | 33,205 | 32,163 | 6,790 | 126,771 | 112,768 | 2,027 | 1,756 | 257 |
| Sporting goods stores | 683 | 401 | 33,986 | 29,396 | 3,624 | 69,309 | 67,437 | 1,272 | 1,170 | 723 |
| Bicycle stores | 90 | 46 | (D) | (D) | (D) | (D) | (D) | (D) | (D) | (D) |
| Florists | 1,736 | 1,080 | 44,101 | 36,691 | 5,855 | 118,069 | 110,496 | 2,863 | 2,429 | 1,908 |
| Cigar stores, stands | 271 | 157 | 8,496 | 6,738 | 600 | 11,344 | 10,496 | 325 | 280 | 248 |
| News dealers, newsstands | 484 | 184 | 12,152 | 7,432 | 693 | 12,530 | 11,323 | 469 | 362 | 512 |
| Gift, novelty, souvenir stores | 623 | 293 | 11,583 | 8,363 | 1,030 | 23,209 | 20,765 | 620 | 482 | 675 |
| Music stores | 480 | 332 | 36,896 | 34,500 | 5,242 | 105,329 | 102,493 | 1,777 | 1,641 | 502 |
| Camera, photographic supply stores | 139 | 131 | 20,017 | 19,895 | 2,557 | 52,311 | 49,912 | 946 | 872 | 92 |
| Luggage, leather goods stores | 100 | 60 | (D) | (D) | (D) | (D) | (D) | (D) | (D) | (D) |
| Optical goods stores | 260 | 192 | 14,531 | 13,621 | 3,196 | 55,217 | 53,546 | 892 | 680 | 300 |
| Office, store machine and equipment dealers | 266 | 166 | 14,224 | 12,916 | 2,613 | 49,061 | 48,048 | 799 | 760 | 297 |
| Retail stores (except second-hand) n.e.c. | 667 | 667 | 27,208 | 27,208 | 4,301 | 87,474 | 83,068 | 1,796 | 1,563 | 561 |
| Second-hand stores | 1,641 | 1,057 | 52,648 | 44,902 | 6,616 | 135,486 | 128,803 | 3,004 | 2,649 | 2,026 |
| Nonstore Retailers | | | | | | | | | | |
| Total | 6,030 | 936 | 282,902 | 225,170 | 34,871 | 755,749 | 725,555 | 12,750 | 11,865 | 6,217 |
| Mail Order Houses | | | | | | | | | | |
| Total | 88 | 56 | (D) | (D) | (D) | (D) | (D) | (D) | (D) | (D) |
| Food | | | | | | | | | | |
| Total | (NA) | 6 | (NA) | 253 | 32 | 963 | 662 | 24 | 10 | (NA) |
| General merchandise group, total | | | | | | | | | | |
| Department store merchandise | (NA) | 4 | (NA) | (D) | (D) | (D) | (D) | (D) | (D) | (NA) |
| Dry goods, general merchandise | (NA) | 2 | (NA) | (D) | (D) | (D) | (D) | (D) | (D) | (NA) |
| Variety store merchandise | (NA) | 1 | (NA) | (D) | (D) | (D) | (D) | (D) | (D) | (NA) |
| Apparel, accessories, total | | | | | | | | | | |
| Men's, boys' clothing and furnishings | (NA) | 2 | (NA) | (D) | (D) | (D) | (D) | (D) | (D) | (NA) |
| Family clothing | (NA) | ... | (NA) | ... | ... | ... | ... | ... | ... | (NA) |
| Women's ready-to-wear | (NA) | ... | (NA) | ... | ... | ... | ... | ... | ... | (NA) |
| Other women's apparel, accessories, specialties | (NA) | ... | (NA) | ... | ... | ... | ... | ... | ... | (NA) |
| Shoes | (NA) | 1 | (NA) | (D) | (D) | (D) | (D) | (D) | (D) | (NA) |
| Other apparel | (NA) | 1 | (NA) | (D) | (D) | (D) | (D) | (D) | (D) | (NA) |
| Furniture, home furnishings, appliances, total | | | | | | | | | | |
| Furniture | (NA) | 4 | (NA) | 356 | 33 | 739 | 689 | 17 | 13 | (NA) |
| Floor coverings, draperies | (NA) | 1 | (NA) | (D) | (D) | (D) | (D) | (D) | (D) | (NA) |
| Other home furnishings | (NA) | ... | (NA) | ... | ... | ... | ... | ... | ... | (NA) |
| Household appliances, radios, TV | (NA) | 2 | (NA) | (D) | (D) | (D) | (D) | (D) | (D) | (NA) |
| Household appliances, radios, TV | (NA) | 1 | (NA) | (D) | (D) | (D) | (D) | (D) | (D) | (NA) |
| Other mail order houses, total | | | | | | | | | | |
| Automotive store merchandise | (NA) | 40 | (NA) | 3,996 | 525 | 10,853 | 10,003 | 217 | 184 | (NA) |
| Lumber, building materials, hardware | (NA) | 1 | (NA) | (D) | (D) | (D) | (D) | (D) | (D) | (NA) |
| Proprietary medicines | (NA) | 1 | (NA) | (D) | (D) | (D) | (D) | (D) | (D) | (NA) |
| Feed, farm, garden supplies | (NA) | 4 | (NA) | (D) | (D) | (D) | (D) | (D) | (D) | (NA) |
| Jewelry | (NA) | 2 | (NA) | (D) | (D) | (D) | (D) | (D) | (D) | (NA) |
| Books, stationery | (NA) | 7 | (NA) | 511 | 44 | 936 | 809 | 21 | 16 | (NA) |
| Sporting goods | (NA) | 2 | (NA) | (D) | (D) | (D) | (D) | (D) | (D) | (NA) |
| Tobacco products | (NA) | ... | (NA) | ... | ... | ... | ... | ... | ... | (NA) |
| Gifts, novelties, souvenirs | (NA) | 3 | (NA) | (D) | (D) | (D) | (D) | (D) | (D) | (NA) |
| Musical instruments | (NA) | ... | (NA) | ... | ... | ... | ... | ... | ... | (NA) |
| Cameras, photographic supplies | (NA) | 3 | (NA) | (D) | (D) | (D) | (D) | (D) | (D) | (NA) |
| Other | (NA) | 16 | (NA) | 1,324 | 209 | 4,301 | 3,864 | 109 | 90 | (NA) |
| Direct Selling (house-to-house) Organizations | | | | | | | | | | |
| Total | 5,364 | 636 | 151,983 | 102,595 | 20,619 | 457,157 | 435,138 | 7,451 | 6,968 | 5,515 |
| Food, total | | | | | | | | | | |
| Groceries | (NA) | 264 | (NA) | 51,318 | 9,771 | 238,605 | 221,687 | 3,684 | 3,376 | (NA) |
| Ice cream | (NA) | 48 | (NA) | (D) | (D) | (D) | (D) | (D) | (D) | (NA) |
| Fruits, vegetables | (NA) | 20 | (NA) | 1,714 | 329 | 8,207 | 8,163 | 132 | 129 | (NA) |
| Milk | (NA) | 13 | (NA) | 796 | 41 | 804 | 798 | 21 | 20 | (NA) |
| Bakery products | (NA) | 51 | (NA) | 11,002 | 1,634 | 34,627 | 34,035 | 443 | 432 | (NA) |
| Other food, n.e.c. | (NA) | 15 | (NA) | 574 | 88 | 1,935 | 1,883 | 53 | 49 | (NA) |
| Dry goods, general merchandise | (NA) | 56 | (NA) | 8,265 | 2,913 | 62,389 | 62,210 | 1,062 | 1,047 | (NA) |
| Apparel, accessories, total | | | | | | | | | | |
| Men's, boys' clothing and furnishings | (NA) | 18 | (NA) | 901 | 142 | 2,236 | 2,164 | 60 | 55 | (NA) |
| Family clothing | (NA) | 2 | (NA) | (D) | (D) | (D) | (D) | (D) | (D) | (NA) |
| Women's ready-to-wear | (NA) | 5 | (NA) | 505 | 57 | 665 | 641 | 15 | 13 | (NA) |
| Other women's apparel, accessories, specialties | (NA) | 4 | (NA) | 119 | 27 | 523 | 523 | 10 | 10 | (NA) |
| Shoes | (NA) | ... | (NA) | (D) | (D) | (D) | (D) | (D) | (D) | (NA) |
| Other apparel | (NA) | 3 | (NA) | 130 | 25 | 534 | 486 | 13 | 10 | (NA) |
| Furniture, home furnishings, appliances, total | | | | | | | | | | |
| Furniture | (NA) | 116 | (NA) | 20,243 | 4,174 | 80,182 | 76,808 | 1,425 | 1,328 | (NA) |
| Floor coverings, draperies | (NA) | 20 | (NA) | 1,897 | 265 | 5,568 | 5,490 | 97 | 94 | (NA) |
| Other home furnishings | (NA) | 7 | (NA) | 377 | 81 | 2,911 | 2,211 | 44 | 34 | (NA) |
| Household appliances, radios, TV | (NA) | 24 | (NA) | 4,544 | 585 | 12,345 | 11,723 | 188 | 173 | (NA) |
| Household appliances, radios, TV | (NA) | 65 | (NA) | 13,425 | 3,243 | 59,358 | 57,384 | 1,096 | 1,027 | (NA) |
| Other, total | | | | | | | | | | |
| Jewelry | (NA) | 182 | (NA) | 21,868 | 3,619 | 73,745 | 72,269 | 1,220 | 1,162 | (NA) |
| Books, stationery | (NA) | ... | (NA) | ... | ... | ... | ... | ... | ... | (NA) |
| Other | (NA) | 21 | (NA) | (D) | (D) | (D) | (D) | (D) | (D) | (NA) |
| Other | (NA) | 161 | (NA) | (D) | (D) | (D) | (D) | (D) | (D) | (NA) |
| Merchandise Vending Machine Operators | | | | | | | | | | |
| Total | 578 | 244 | (D) | (D) | (D) | (D) | (D) | (D) | (D) | (D) |
| Candy, nut, confectionery | (NA) | 71 | (NA) | 9,881 | 1,042 | 26,719 | 26,546 | 434 | 422 | (NA) |
| Milk, ice cream | (NA) | 8 | (NA) | 401 | 40 | 957 | 942 | 15 | 14 | (NA) |
| All other beverages (except milk) | (NA) | 27 | (NA) | 2,481 | 342 | 7,667 | 7,634 | 116 | 112 | (NA) |
| Tobacco products | (NA) | 88 | (NA) | 36,576 | 1,660 | 29,466 | 29,309 | 457 | 445 | (NA) |
| Other | (NA) | 50 | (NA) | (D) | (D) | (D) | (D) | (D) | (D) | (NA) |

Standard Notes: (D) Withheld to avoid disclosure. (NA) Not available. n.e.c. Not elsewhere classified. XXX Not applicable. (Z) Less than \$500. ... Represents zero.
¹ Group totals may include data for establishments without payroll which could not be classified by detailed kind of business.

Table 1F. RETAIL TRADE: 1954—GEOGRAPHIC DIVISIONS, BY KIND OF BUSINESS—Continued
Establishments, Sales, Payroll, and Personnel

| Division and kind of business | Establishments | | Sales | | Payroll, entire year (\$1,000) | Payroll, workweek ended nearest Nov. 15 | | Paid employees, workweek ended nearest Nov. 15 | | Proprietors (unincorporated businesses only) ¹ (Number) |
|---|--------------------------------|--------------------------|---|--|-----------------------------------|---|----------------------------|--|---------------------------|---|
| | Total ¹ (Number) | With payroll (Number) | Total, all establishments ¹ (\$1,000) | Establishments with payroll (\$1,000) | | Total (Dollars) | Full workweek (Dollars) | Total (Number) | Full workweek (Number) | |
| MOUNTAIN | | | | | | | | | | |
| Retail trade, total..... | 62,357 | 43,071 | 6,356,734 | 5,971,786 | 670,507 | 13,271,571 | 12,322,445 | 254,914 | 209,598 | 65,792 |
| Food Stores | | | | | | | | | | |
| Total..... | 10,061 | 5,787 | 1,363,012 | 1,254,978 | 84,492 | 1,643,447 | 1,455,922 | 32,897 | 23,673 | 10,992 |
| Grocery stores..... | 8,227 | 4,721 | 1,282,909 | 1,188,529 | 76,226 | 1,460,534 | 1,291,330 | 28,678 | 20,500 | 8,926 |
| Meat markets..... | 377 | 263 | 33,299 | 29,939 | 2,477 | 53,162 | 48,977 | 852 | 694 | 436 |
| Fish (seafood) markets..... | 16 | 8 | 771 | 669 | 52 | 1,111 | 860 | 26 | 13 | 17 |
| Fruit stores, vegetable markets..... | 210 | 42 | 6,002 | (D) | (D) | (D) | (D) | (D) | (D) | (D) |
| Candy, nut, confectionery stores..... | 313 | 179 | 7,140 | (D) | (D) | (D) | (D) | (D) | (D) | (D) |
| Bakery products stores..... | 486 | 360 | 16,241 | (D) | (D) | (D) | (D) | (D) | (D) | (D) |
| Bakeries, with baking on premises..... | (NA) | 323 | (NA) | 12,628 | 2,947 | 66,055 | 60,334 | 1,581 | 1,246 | (NA) |
| Bakeries, without baking on premises..... | (NA) | 37 | (NA) | (D) | (D) | (D) | (D) | (D) | (D) | (NA) |
| Delicatessen stores..... | 60 | 36 | 2,367 | 1,989 | 274 | 4,992 | 4,688 | 142 | 122 | 73 |
| Food stores, n.e.c..... | 336 | 178 | 13,913 | 10,725 | 1,182 | 27,858 | 24,578 | 670 | 457 | 342 |
| Eating, Drinking Places | | | | | | | | | | |
| Total..... | 12,917 | 10,025 | 511,251 | 470,859 | 101,127 | 2,110,657 | 1,927,412 | 53,908 | 44,113 | 16,217 |
| Eating places (except refreshment stands)..... | 6,769 | 5,431 | 296,478 | 279,324 | 69,278 | 1,456,007 | 1,341,085 | 38,457 | 32,172 | 8,729 |
| Restaurants, cafeterias..... | (NA) | 5,391 | (NA) | 276,924 | 68,632 | 1,444,106 | 1,330,371 | 38,168 | 31,958 | (NA) |
| Caterers..... | (NA) | 26 | (NA) | 927 | 161 | 3,829 | 3,254 | 124 | 76 | (NA) |
| In-plant food contractors..... | (NA) | 14 | (NA) | 1,473 | 485 | 8,072 | 7,460 | 165 | 138 | (NA) |
| Refreshment stands..... | 932 | 754 | 21,890 | 19,984 | 3,059 | 63,264 | 52,042 | 2,317 | 1,503 | 1,072 |
| Drinking places..... | 5,186 | 3,840 | 192,369 | 171,551 | 28,790 | 591,386 | 534,285 | 13,134 | 10,438 | 6,382 |
| General Merchandise Group | | | | | | | | | | |
| Total..... | 3,010 | 2,224 | 673,483 | 654,159 | 90,238 | 1,732,650 | 1,523,883 | 39,509 | 29,148 | 2,447 |
| Department stores..... | 126 | 126 | 308,933 | 308,933 | 47,734 | 947,575 | 822,535 | 18,916 | 14,156 | 4 |
| Dry goods, general merchandise stores..... | 1,345 | 953 | 199,032 | 188,832 | 21,137 | 398,753 | 367,516 | 9,027 | 7,005 | 1,111 |
| General stores..... | 715 | 491 | 65,296 | 59,202 | 5,957 | 84,469 | 78,630 | 1,877 | 1,554 | 764 |
| Variety stores..... | 788 | 654 | 99,254 | 97,192 | 15,410 | 301,853 | 255,202 | 9,689 | 6,433 | 532 |
| Apparel, Accessories Stores | | | | | | | | | | |
| Total..... | 3,515 | 2,971 | 305,303 | 295,791 | 37,943 | 743,266 | 691,130 | 15,433 | 12,605 | 3,152 |
| Shoe stores..... | 629 | 539 | 47,968 | 45,886 | 6,138 | 109,920 | 99,435 | 2,148 | 1,555 | 439 |
| Men's shoe stores..... | (NA) | 35 | (NA) | 2,815 | 293 | 5,437 | 5,175 | 92 | 78 | (NA) |
| Women's shoe stores..... | (NA) | 79 | (NA) | (D) | (D) | (D) | (D) | (D) | (D) | (NA) |
| Children's, juveniles' shoe stores..... | (NA) | 10 | (NA) | 586 | 57 | 1,099 | 1,064 | 20 | 19 | (NA) |
| Family shoe stores..... | (NA) | 415 | (NA) | (D) | (D) | (D) | (D) | (D) | (D) | (NA) |
| Men's, boys' clothing and furnishings stores..... | (NA) | 563 | (NA) | 61,194 | 7,466 | 141,946 | 132,223 | 2,421 | 2,014 | (NA) |
| Men's, boys' clothing stores..... | (NA) | 443 | (NA) | 50,072 | 6,331 | 120,545 | 112,176 | 2,003 | 1,681 | (NA) |
| Men's, boys' furnishings stores..... | (NA) | 120 | (NA) | 11,122 | 1,135 | 21,401 | 20,047 | 418 | 333 | (NA) |
| Family clothing stores..... | (NA) | 419 | (NA) | 55,639 | 7,264 | 142,884 | 135,121 | 2,982 | 2,491 | (NA) |
| Women's clothing, specialty stores..... | 1,393 | 1,185 | 120,862 | 117,500 | 14,986 | 304,232 | 283,259 | 6,911 | 5,601 | 1,235 |
| Ready-to-wear stores..... | (NA) | 996 | (NA) | 108,962 | 13,788 | 281,995 | 262,916 | 6,397 | 5,318 | (NA) |
| Millinery stores..... | (NA) | 107 | (NA) | (D) | (D) | (D) | (D) | (D) | (D) | (NA) |
| Clothing, specialty stores, n.e.c..... | (NA) | 92 | (NA) | (D) | (D) | (D) | (D) | (D) | (D) | (NA) |
| Children's, infants' wear stores..... | 220 | 148 | 7,855 | 7,013 | 603 | 13,316 | 11,305 | 363 | 269 | 253 |
| Apparel stores, n.e.c..... | 155 | 117 | 8,955 | 8,559 | 1,486 | 31,268 | 29,787 | 538 | 475 | 153 |
| Furniture, Home Furnishings, Appliance Dealers | | | | | | | | | | |
| Total..... | 3,196 | 2,310 | 299,056 | 282,216 | 39,698 | 784,903 | 753,547 | 12,084 | 10,899 | 3,134 |
| Furniture, home furnishings stores..... | 1,586 | 1,240 | 178,951 | 172,191 | 24,130 | 479,960 | 463,608 | 7,133 | 6,553 | 1,623 |
| Furniture stores..... | (NA) | 899 | (NA) | 446,624 | 19,874 | 391,166 | 379,279 | 5,831 | 5,371 | (NA) |
| Floor covering stores..... | (NA) | 133 | (NA) | 15,718 | 2,619 | 55,967 | 53,103 | 703 | 649 | (NA) |
| Home furnishings stores, n.e.c., antique stores..... | (NA) | 208 | (NA) | 9,849 | 1,637 | 32,827 | 31,226 | 599 | 533 | (NA) |
| Household appliance, radio, TV stores..... | 1,594 | 1,070 | 119,919 | 110,025 | 15,568 | 304,943 | 289,939 | 4,951 | 4,346 | 1,493 |
| Household appliance stores..... | (NA) | 511 | (NA) | 45,150 | 6,967 | 134,186 | 126,834 | 2,227 | 1,933 | (NA) |
| Appliance, radio, TV stores..... | (NA) | 356 | (NA) | 49,631 | 6,234 | 124,283 | 118,853 | 1,987 | 1,775 | (NA) |
| Radio, TV stores..... | (NA) | 203 | (NA) | 15,244 | 2,367 | 46,474 | 44,252 | 737 | 638 | (NA) |
| Automotive Group | | | | | | | | | | |
| Total..... | 3,877 | 3,159 | 1,219,741 | 1,194,933 | 121,109 | 2,341,140 | 2,305,689 | 30,878 | 29,839 | 3,711 |
| Passenger car dealers (franchised)..... | 2,058 | 1,940 | 995,787 | 990,771 | 104,427 | 2,018,409 | 1,993,094 | 26,234 | 25,526 | 1,809 |
| Passenger car dealers (nonfranchised)..... | 851 | 519 | 119,131 | 105,831 | 5,606 | 101,182 | 97,679 | 1,453 | 1,341 | 1,002 |
| Tire, battery, accessory dealers..... | 686 | 522 | 65,326 | 62,092 | 8,938 | 180,865 | 175,677 | 2,629 | 2,443 | 620 |
| Motorcycle, aircraft, boat dealers..... | 106 | 60 | (D) | (D) | (D) | (D) | (D) | (D) | (D) | (D) |
| Household trailer dealers..... | 166 | 114 | (D) | (D) | (D) | (D) | (D) | (D) | (D) | (D) |
| Automotive dealers, n.e.c..... | 4 | 4 | (D) | (D) | (D) | (D) | (D) | (D) | (D) | (D) |
| Gasoline Service Stations | | | | | | | | | | |
| Total..... | 8,366 | 5,642 | 521,422 | 457,624 | 41,637 | 863,504 | 785,346 | 17,073 | 13,464 | 9,222 |
| Lumber, Bldg. Matis., Hardware, Farm Equipment Dealers | | | | | | | | | | |
| Total..... | 4,522 | 3,642 | 627,737 | 608,677 | 67,957 | 1,338,025 | 1,278,114 | 19,821 | 18,001 | 3,782 |
| Farm equipment dealers..... | 1,003 | 881 | 169,047 | 166,525 | 17,109 | 317,739 | 312,296 | 4,566 | 4,378 | 916 |
| Lumber, building materials dealers..... | 1,584 | 1,332 | 314,085 | 307,167 | 33,355 | 662,586 | 625,227 | 9,487 | 8,515 | 981 |
| Paint, glass, wallpaper stores..... | 294 | 216 | 18,303 | 17,071 | 2,586 | 49,751 | 48,502 | 722 | 680 | 238 |
| Plumbing, electrical supply stores..... | 324 | 196 | 17,560 | 15,788 | 3,343 | 74,980 | 71,940 | 993 | 901 | 328 |
| Hardware stores..... | 1,309 | 1,017 | 108,424 | 102,126 | 11,564 | 232,969 | 220,149 | 4,053 | 3,527 | 1,307 |
| Drug Stores, Proprietary Stores | | | | | | | | | | |
| Total..... | 2,151 | 1,929 | 234,378 | 228,908 | 27,816 | 569,980 | 514,971 | 12,825 | 9,915 | 2,182 |
| Drug stores..... | (NA) | 1,824 | (NA) | 224,386 | 27,429 | 562,238 | 508,418 | 12,584 | 9,750 | (NA) |
| Proprietary stores..... | (NA) | 105 | (NA) | 4,522 | 387 | 7,742 | 6,553 | 241 | 165 | (NA) |
| Other Retail Stores | | | | | | | | | | |
| Total..... | 8,637 | 5,043 | 516,344 | 457,164 | 47,814 | 934,913 | 887,525 | 16,889 | 14,771 | 8,754 |
| Liquor stores..... | 1,343 | 841 | 108,100 | 93,644 | 4,503 | 91,108 | 83,386 | 1,858 | 1,522 | 1,270 |
| Fuel, ice dealers..... | 665 | 435 | 54,000 | 50,794 | 7,063 | 143,480 | 139,413 | 2,229 | 2,044 | 597 |
| Fuel dealers (coal, wood)..... | (NA) | 164 | (NA) | 10,343 | 1,219 | 26,874 | 24,957 | 498 | 419 | (NA) |
| Liquefied petroleum gas dealers..... | (NA) | 214 | (NA) | 32,036 | 5,030 | 98,970 | 97,720 | 1,452 | 1,379 | (NA) |
| Fuel oil dealers..... | (NA) | 39 | (NA) | 7,737 | 707 | 15,911 | 15,076 | 243 | 215 | (NA) |
| Ice dealers..... | (NA) | 18 | (NA) | 678 | 107 | 1,725 | 1,660 | 36 | 31 | (NA) |
| Hay, grain, feed stores..... | 630 | 404 | 113,928 | 109,182 | 6,487 | 126,243 | 120,292 | 2,098 | 1,926 | 498 |
| Farm, garden supply stores..... | 240 | 162 | 21,507 | (D) | (D) | (D) | (D) | (D) | (D) | (D) |

Standard Notes: (D) Withheld to avoid disclosure. (NA) Not available. n.e.c. Not elsewhere classified. XXX Not applicable. (Z) Less than \$500. ... Represents zero.

¹ Group totals may include data for establishments without payroll which could not be classified by detailed kind of business.

Table 1F. RETAIL TRADE: 1954—GEOGRAPHIC DIVISIONS, BY KIND OF BUSINESS—Continued

Establishments, Sales, Payroll, and Personnel

| Division and kind of business | Establishments | | Sales | | Payroll, entire year (\$1,000) | Payroll, workweek ended nearest Nov. 15 | | Paid employees, workweek ended nearest Nov. 15 | | Proprietors (unincorporated businesses only) ¹ (Number) |
|---|--------------------|--------------|--|-----------------------------|-----------------------------------|---|---------------|--|---------------|---|
| | Total ¹ | With payroll | Total, all establishments ¹ | Establishments with payroll | | Total | Full workweek | Total | Full workweek | |
| | (Number) | (Number) | (\$1,000) | (\$1,000) | | (Dollars) | (Dollars) | (Number) | (Number) | |
| MOUNTAIN--Con. | | | | | | | | | | |
| Other Retail Stores--Con. | | | | | | | | | | |
| Jewelry stores | 1,057 | 657 | 48,778 | 43,536 | 7,404 | 134,232 | 129,889 | 2,160 | 1,970 | 1,095 |
| Book stores | 93 | 63 | (D) | (D) | (D) | (D) | (D) | (D) | (D) | (D) |
| Stationery stores | 126 | 110 | 11,113 | 10,857 | 2,013 | 40,179 | 38,656 | 729 | 658 | 127 |
| Sporting goods stores | 436 | 234 | 24,194 | 20,614 | 2,197 | 43,923 | 41,730 | 770 | 663 | 489 |
| Bicycle stores | 77 | 37 | 1,964 | 1,394 | 171 | 3,539 | 3,261 | 78 | 62 | 81 |
| Florists | 481 | 331 | 15,701 | 13,535 | 2,369 | 45,931 | 41,810 | 1,001 | 789 | 553 |
| Cigar stores, stands | 167 | 99 | (D) | 4,406 | 554 | 11,170 | 10,195 | 295 | 228 | 192 |
| News dealers, newsstands | 193 | 99 | 6,573 | (D) | (D) | (D) | (D) | (D) | (D) | (D) |
| Gift, novelty, souvenir stores | 712 | 390 | 19,813 | 16,005 | 1,987 | 36,444 | 33,971 | 883 | 739 | 779 |
| Music stores | 242 | 144 | 15,553 | 14,007 | 2,098 | 40,398 | 38,102 | 697 | 604 | 245 |
| Camera, photographic supply stores | 117 | 105 | 9,059 | 8,795 | 1,030 | 20,404 | 19,685 | 384 | 350 | 113 |
| Luggage, leather goods stores | 85 | 45 | (D) | 2,314 | 290 | 5,997 | 5,779 | 109 | 98 | 82 |
| Optical goods stores | 103 | 73 | 5,289 | 4,825 | 1,014 | 19,940 | 19,772 | 263 | 256 | 92 |
| Office, store machine and equipment dealers | 122 | 78 | 6,278 | 5,712 | (D) | (D) | (D) | (D) | (D) | (D) |
| Retail stores (except second-hand) n.e.c. | 291 | 291 | 13,783 | 13,783 | 1,984 | 42,427 | 39,683 | 787 | 676 | 234 |
| Second-hand stores | 707 | 355 | 17,898 | 14,446 | 2,459 | 50,352 | 48,072 | 1,081 | 968 | 775 |
| Nonstore Retailers | | | | | | | | | | |
| Total | 2,105 | 339 | 85,007 | 66,477 | 10,676 | 209,086 | 198,906 | 3,597 | 3,170 | 2,199 |
| Mail Order Houses | | | | | | | | | | |
| Total | 38 | 24 | (D) | (D) | (D) | (D) | (D) | (D) | (D) | (D) |
| Food | | | | | | | | | | |
| Food | (NA) | 2 | (NA) | (D) | (D) | (D) | (D) | (D) | (D) | (NA) |
| General merchandise group, total | | | | | | | | | | |
| Department store merchandise | (NA) | 1 | (NA) | (D) | (D) | (D) | (D) | (D) | (D) | (NA) |
| Dry goods, general merchandise | (NA) | 1 | (NA) | (D) | (D) | (D) | (D) | (D) | (D) | (NA) |
| Variety store merchandise | (NA) | ... | (NA) | ... | ... | ... | ... | ... | ... | (NA) |
| Apparel, accessories, total | | | | | | | | | | |
| Men's, boys' clothing and furnishings | (NA) | 1 | (NA) | (D) | (D) | (D) | (D) | (D) | (D) | (NA) |
| Family clothing | (NA) | ... | (NA) | ... | ... | ... | ... | ... | ... | (NA) |
| Women's ready-to-wear | (NA) | 1 | (NA) | (D) | (D) | (D) | (D) | (D) | (D) | (NA) |
| Other women's apparel, accessories, specialties | (NA) | ... | (NA) | ... | ... | ... | ... | ... | ... | (NA) |
| Shoes | (NA) | ... | (NA) | ... | ... | ... | ... | ... | ... | (NA) |
| Other apparel | (NA) | ... | (NA) | ... | ... | ... | ... | ... | ... | (NA) |
| Furniture, home furnishings, appliances, total | | | | | | | | | | |
| Furniture | (NA) | 3 | (NA) | (D) | (D) | (D) | (D) | (D) | (D) | (NA) |
| Floor coverings, draperies | (NA) | 2 | (NA) | (D) | (D) | (D) | (D) | (D) | (D) | (NA) |
| Other home furnishings | (NA) | ... | (NA) | ... | ... | ... | ... | ... | ... | (NA) |
| Household appliances, radios, TV | (NA) | 1 | (NA) | (D) | (D) | (D) | (D) | (D) | (D) | (NA) |
| Other mail order houses, total | | | | | | | | | | |
| Automotive store merchandise | (NA) | 16 | (NA) | 2,942 | 376 | 7,475 | 7,202 | 98 | 86 | (NA) |
| Lumber, building materials, hardware | (NA) | ... | (NA) | ... | ... | ... | ... | ... | ... | (NA) |
| Proprietary medicines | (NA) | ... | (NA) | ... | ... | ... | ... | ... | ... | (NA) |
| Feed, farm, garden supplies | (NA) | 3 | (NA) | (D) | (D) | (D) | (D) | (D) | (D) | (NA) |
| Jewelry | (NA) | ... | (NA) | ... | ... | ... | ... | ... | ... | (NA) |
| Books, stationery | (NA) | 3 | (NA) | (D) | (D) | (D) | (D) | (D) | (D) | (NA) |
| Sporting goods | (NA) | 1 | (NA) | (D) | (D) | (D) | (D) | (D) | (D) | (NA) |
| Tobacco products | (NA) | ... | (NA) | ... | 8 | ... | ... | ... | ... | (NA) |
| Gifts, novelties, souvenirs | (NA) | 3 | (NA) | 66 | 8 | 247 | 229 | 6 | 5 | (NA) |
| Musical instruments | (NA) | ... | (NA) | ... | ... | ... | ... | ... | ... | (NA) |
| Cameras, photographic supplies | (NA) | ... | (NA) | ... | ... | ... | ... | ... | ... | (NA) |
| Other | (NA) | 6 | (NA) | 673 | 94 | 1,823 | 1,702 | 27 | 23 | (NA) |
| Direct Selling (house-to-house) Organizations | | | | | | | | | | |
| Total | 1,865 | 241 | 45,918 | 29,336 | 6,201 | 118,885 | 115,363 | 1,829 | 1,685 | 1,944 |
| Food, total | | | | | | | | | | |
| Food, total | (NA) | 88 | (NA) | 14,129 | 2,112 | 40,705 | 39,800 | 618 | 566 | (NA) |
| Groceries | (NA) | 14 | (NA) | 4,527 | 911 | 17,526 | 17,339 | 217 | 201 | (NA) |
| Ice cream | (NA) | 2 | (NA) | (D) | (D) | (D) | (D) | (D) | (D) | (NA) |
| Fruits, vegetables | (NA) | 2 | (NA) | (D) | (D) | (D) | (D) | (D) | (D) | (NA) |
| Milk | (NA) | 38 | (NA) | 7,732 | 917 | 17,125 | 16,909 | 267 | 258 | (NA) |
| Bakery products | (NA) | 6 | (NA) | 522 | 81 | 1,883 | 1,856 | 47 | 44 | (NA) |
| Other food, n.e.c. | (NA) | 26 | (NA) | 1,098 | 179 | 3,761 | 3,309 | 80 | 58 | (NA) |
| Dry goods, general merchandise | | | | | | | | | | |
| Dry goods, general merchandise | (NA) | 7 | (NA) | 1,205 | 476 | 14,304 | 14,304 | 197 | 197 | (NA) |
| Apparel, accessories, total | | | | | | | | | | |
| Men's, boys' clothing and furnishings | (NA) | 3 | (NA) | (D) | (D) | (D) | (D) | (D) | (D) | (NA) |
| Family clothing | (NA) | 2 | (NA) | (D) | (D) | (D) | (D) | (D) | (D) | (NA) |
| Women's ready-to-wear | (NA) | ... | (NA) | ... | ... | ... | ... | ... | ... | (NA) |
| Other women's apparel, accessories, specialties | (NA) | 1 | (NA) | (D) | (D) | (D) | (D) | (D) | (D) | (NA) |
| Shoes | (NA) | ... | (NA) | ... | ... | ... | ... | ... | ... | (NA) |
| Other apparel | (NA) | ... | (NA) | ... | ... | ... | ... | ... | ... | (NA) |
| Furniture, home furnishings, appliances, total | | | | | | | | | | |
| Furniture | (NA) | 55 | (NA) | 7,040 | 1,792 | 33,400 | 32,129 | 547 | 508 | (NA) |
| Floor coverings, draperies | (NA) | 4 | (NA) | (D) | (D) | (D) | (D) | (D) | (D) | (NA) |
| Other home furnishings | (NA) | 2 | (NA) | (D) | (D) | (D) | (D) | (D) | (D) | (NA) |
| Household appliances, radios, TV | (NA) | 8 | (NA) | 479 | 49 | 1,133 | 1,102 | 17 | 16 | (NA) |
| Other, total | (NA) | 41 | (NA) | 6,174 | 1,666 | 30,782 | 29,542 | 506 | 468 | (NA) |
| Other, total | | | | | | | | | | |
| Jewelry | (NA) | 88 | (NA) | (D) | (D) | (D) | (D) | (D) | (D) | (NA) |
| Books, stationery | (NA) | 1 | (NA) | (D) | (D) | (D) | (D) | (D) | (D) | (NA) |
| Other | (NA) | 9 | (NA) | 829 | 400 | 6,194 | 5,203 | 109 | 74 | (NA) |
| Other | (NA) | 78 | (NA) | (D) | (D) | (D) | (D) | (D) | (D) | (NA) |
| Merchandise Vending Machine Operators | | | | | | | | | | |
| Total | 202 | 74 | (D) | (D) | (D) | (D) | (D) | (D) | (D) | (D) |
| Candy, nut, confectionery | (NA) | 21 | (NA) | 3,224 | 391 | 7,621 | 7,565 | 114 | 111 | (NA) |
| Milk, ice cream | (NA) | 2 | (NA) | (D) | (D) | (D) | (D) | (D) | (D) | (NA) |
| All other beverages (except milk) | (NA) | 14 | (NA) | 818 | 124 | 2,749 | 2,692 | 48 | 45 | (NA) |
| Tobacco products | (NA) | 21 | (NA) | 6,616 | 288 | 5,773 | 5,586 | 93 | 85 | (NA) |
| Other | (NA) | 16 | (NA) | (D) | (D) | (D) | (D) | (D) | (D) | (NA) |

Standard Notes: (D) Withheld to avoid disclosure. (NA) Not available. n.e.c. Not elsewhere classified. XXX Not applicable. (Z) Less than \$500. ... Represents zero.
¹ Group totals may include data for establishments without payroll which could not be classified by detailed kind of business.

Table 1F. RETAIL TRADE: 1954—GEOGRAPHIC DIVISIONS, BY KIND OF BUSINESS—Continued

Establishments, Sales, Payroll, and Personnel

| Division and kind of business | Establishments | | Sales | | Payroll, entire year (\$1,000) | Payroll, workweek ended nearest Nov. 15 | | Paid employees, workweek ended nearest Nov. 15 | | Proprietors (unincorporated businesses only) (Number) |
|--|--------------------------------|--------------------------|---|--|-----------------------------------|---|----------------------------|--|---------------------------|--|
| | Total ¹ (Number) | With payroll (Number) | Total, all establishments ¹ (\$1,000) | Establishments with payroll (\$1,000) | | Total (Dollars) | Full workweek (Dollars) | Total (Number) | Full workweek (Number) | |
| PACIFIC--Con. | | | | | | | | | | |
| Other Retail Stores--Con. | | | | | | | | | | |
| Jewelry stores..... | 2,981 | 1,741 | 185,683 | 167,861 | 28,054 | 538,590 | 516,913 | 7,553 | 6,775 | 3,044 |
| Book stores..... | 369 | 227 | 25,094 | 22,716 | 3,447 | 71,665 | 64,932 | 1,417 | 1,064 | 318 |
| Stationery stores..... | 815 | 631 | 72,401 | 69,271 | 11,904 | 235,710 | 225,917 | 3,951 | 3,491 | 888 |
| Sporting goods stores..... | 1,325 | 697 | 69,637 | 56,199 | 6,246 | 127,563 | 118,379 | 2,036 | 1,639 | 1,474 |
| Bicycle stores..... | 307 | 147 | 8,470 | 6,012 | 759 | 15,154 | 13,339 | 296 | 224 | 324 |
| Florists..... | 1,655 | 1,091 | 49,264 | 41,768 | 6,915 | 133,865 | 121,185 | 2,655 | 2,077 | 1,927 |
| Cigar stores, stands..... | 728 | 358 | 25,274 | 20,012 | 2,445 | 48,125 | 45,363 | 872 | 740 | 774 |
| News dealers, newsstands..... | 648 | 212 | 20,473 | 11,655 | 1,184 | 25,626 | 21,753 | 772 | 556 | 681 |
| Gift, novelty, souvenir stores..... | 1,566 | 782 | 39,386 | 30,708 | 3,841 | 80,868 | 69,954 | 1,915 | 1,423 | 1,822 |
| Music stores..... | 826 | 512 | 56,179 | 50,289 | 7,290 | 147,463 | 137,650 | 2,330 | 1,995 | 876 |
| Camera, photographic supply stores..... | 536 | 400 | 49,280 | 45,334 | 5,257 | 99,252 | 93,925 | 1,581 | 1,362 | 558 |
| Luggage, leather goods stores..... | 232 | 138 | 9,961 | 8,731 | 1,108 | 21,378 | 19,993 | 362 | 301 | 240 |
| Optical goods stores..... | 414 | 258 | 17,882 | 15,592 | 3,851 | 75,420 | 74,765 | 879 | 850 | 342 |
| Office, store machine and equipment dealers..... | 305 | 187 | 14,882 | 12,492 | 2,490 | 48,432 | 46,953 | 695 | 637 | 326 |
| Retail stores (except second-hand) n.e.c..... | 1,321 | 1,321 | 72,180 | 72,180 | 9,862 | 200,845 | 184,704 | 3,774 | 3,022 | 1,320 |
| Second-hand stores..... | 2,150 | 1,054 | 67,106 | 55,094 | 10,215 | 200,640 | 189,310 | 3,927 | 3,454 | 2,467 |
| Nonstore Retailers | | | | | | | | | | |
| Total..... | 8,598 | 1,174 | 436,496 | 342,040 | 63,456 | 1,219,986 | 1,141,881 | 18,421 | 15,894 | 8,963 |
| Mail Order Houses | | | | | | | | | | |
| Total..... | 211 | 133 | (D) | (D) | (D) | (D) | (D) | (D) | (D) | (D) |
| Food | | | | | | | | | | |
| Food..... | (NA) | 15 | (NA) | (D) | (D) | (D) | (D) | (D) | (D) | (NA) |
| General merchandise group, total | | | | | | | | | | |
| Department store merchandise..... | (NA) | 7 | (NA) | (D) | (D) | (D) | (D) | (D) | (D) | (NA) |
| Dry goods, general merchandise..... | (NA) | 4 | (NA) | (D) | (D) | (D) | (D) | (D) | (D) | (NA) |
| Variety store merchandise..... | (NA) | 2 | (NA) | (D) | (D) | (D) | (D) | (D) | (D) | (NA) |
| Variety store merchandise..... | (NA) | 1 | (NA) | (D) | (D) | (D) | (D) | (D) | (D) | (NA) |
| Apparel, accessories, total | | | | | | | | | | |
| Men's, boys' clothing and furnishings..... | (NA) | 9 | (NA) | (D) | (D) | (D) | (D) | (D) | (D) | (NA) |
| Family clothing..... | (NA) | ••• | (NA) | ••• | ••• | ••• | ••• | ••• | ••• | (NA) |
| Women's ready-to-wear..... | (NA) | ••• | (NA) | ••• | ••• | ••• | ••• | ••• | ••• | (NA) |
| Other women's apparel, accessories, specialties..... | (NA) | 6 | (NA) | (D) | (D) | (D) | (D) | (D) | (D) | (NA) |
| Shoes..... | (NA) | 1 | (NA) | (D) | (D) | (D) | (D) | (D) | (D) | (NA) |
| Other apparel..... | (NA) | 2 | (NA) | (D) | (D) | (D) | (D) | (D) | (D) | (NA) |
| Other apparel..... | (NA) | ••• | (NA) | ••• | ••• | ••• | ••• | ••• | ••• | (NA) |
| Furniture, home furnishings, appliances, total | | | | | | | | | | |
| Furniture..... | (NA) | 6 | (NA) | (D) | (D) | (D) | (D) | (D) | (D) | (NA) |
| Floor coverings, draperies..... | (NA) | 1 | (NA) | (D) | (D) | (D) | (D) | (D) | (D) | (NA) |
| Other home furnishings..... | (NA) | 1 | (NA) | (D) | (D) | (D) | (D) | (D) | (D) | (NA) |
| Household appliances, radios, TV..... | (NA) | 2 | (NA) | (D) | (D) | (D) | (D) | (D) | (D) | (NA) |
| Household appliances, radios, TV..... | (NA) | 2 | (NA) | (D) | (D) | (D) | (D) | (D) | (D) | (NA) |
| Other mail order houses, total | | | | | | | | | | |
| Automotive store merchandise..... | (NA) | 96 | (NA) | 20,000 | 3,157 | 62,663 | 60,136 | 677 | 582 | (NA) |
| Lumber, building materials, hardware..... | (NA) | 3 | (NA) | (D) | (D) | (D) | (D) | (D) | (D) | (NA) |
| Proprietary medicines..... | (NA) | 5 | (NA) | 2,002 | 85 | 1,769 | 1,749 | 17 | 16 | (NA) |
| Feed, farm, garden supplies..... | (NA) | 10 | (NA) | 575 | 69 | 1,132 | 1,044 | 30 | 23 | (NA) |
| Jewelry..... | (NA) | 6 | (NA) | (D) | (D) | (D) | (D) | (D) | (D) | (NA) |
| Books, stationery..... | (NA) | 1 | (NA) | (D) | (D) | (D) | (D) | (D) | (D) | (NA) |
| Sporting goods..... | (NA) | 9 | (NA) | (D) | (D) | (D) | (D) | (D) | (D) | (NA) |
| Tobacco products..... | (NA) | 6 | (NA) | (D) | (D) | (D) | (D) | (D) | (D) | (NA) |
| Gifts, novelties, souvenirs..... | (NA) | ••• | (NA) | ••• | ••• | ••• | ••• | ••• | ••• | (NA) |
| Musical instruments..... | (NA) | 7 | (NA) | 1,848 | 155 | 3,610 | 3,339 | 61 | 53 | (NA) |
| Cameras, photographic supplies..... | (NA) | 8 | (NA) | 554 | 67 | 1,751 | 1,742 | 21 | 20 | (NA) |
| Other..... | (NA) | 3 | (NA) | 144 | 30 | 520 | 520 | 8 | 8 | (NA) |
| Other..... | (NA) | 38 | (NA) | 2,757 | 299 | 5,437 | 4,785 | 112 | 77 | (NA) |
| Direct Selling (house-to-house) Organizations | | | | | | | | | | |
| Total..... | 7,764 | 808 | 206,396 | 120,108 | 25,122 | 495,140 | 479,475 | 7,775 | 7,011 | 8,116 |
| Food, total | | | | | | | | | | |
| Groceries..... | (NA) | 239 | (NA) | 43,316 | 7,303 | 152,947 | 147,419 | 2,072 | 1,770 | (NA) |
| Ice cream..... | (NA) | 38 | (NA) | 14,843 | 2,710 | 56,554 | 55,956 | 601 | 579 | (NA) |
| Fruits, vegetables..... | (NA) | 16 | (NA) | (D) | (D) | (D) | (D) | (D) | (D) | (NA) |
| Milk..... | (NA) | 10 | (NA) | (D) | (D) | (D) | (D) | (D) | (D) | (NA) |
| Bakery products..... | (NA) | 101 | (NA) | 18,105 | 3,036 | 63,346 | 62,430 | 759 | 739 | (NA) |
| Other food, n.e.c..... | (NA) | 16 | (NA) | 2,117 | 356 | 7,391 | 7,173 | 100 | 91 | (NA) |
| Other food, n.e.c..... | (NA) | 108 | (NA) | 6,949 | 1,071 | 22,891 | 19,555 | 559 | 316 | (NA) |
| Dry goods, general merchandise | | | | | | | | | | |
| Dry goods, general merchandise..... | (NA) | 19 | (NA) | 2,459 | 920 | 18,940 | 18,854 | 455 | 449 | (NA) |
| Apparel, accessories, total | | | | | | | | | | |
| Men's, boys' clothing and furnishings..... | (NA) | 10 | (NA) | (D) | (D) | (D) | (D) | (D) | (D) | (NA) |
| Family clothing..... | (NA) | ••• | (NA) | ••• | ••• | ••• | ••• | ••• | ••• | (NA) |
| Women's ready-to-wear..... | (NA) | 4 | (NA) | 113 | 7 | 133 | 103 | 4 | 2 | (NA) |
| Other women's apparel, accessories, specialties..... | (NA) | 5 | (NA) | (D) | (D) | (D) | (D) | (D) | (D) | (NA) |
| Shoes..... | (NA) | ••• | (NA) | ••• | ••• | ••• | ••• | ••• | ••• | (NA) |
| Other apparel..... | (NA) | ••• | (NA) | ••• | ••• | ••• | ••• | ••• | ••• | (NA) |
| Other apparel..... | (NA) | 1 | (NA) | (D) | (D) | (D) | (D) | (D) | (D) | (NA) |
| Furniture, home furnishings, appliances, total | | | | | | | | | | |
| Furniture..... | (NA) | 148 | (NA) | 32,874 | 7,425 | 142,775 | 138,801 | 2,011 | 1,890 | (NA) |
| Floor coverings, draperies..... | (NA) | 13 | (NA) | (D) | (D) | (D) | (D) | (D) | (D) | (NA) |
| Other home furnishings..... | (NA) | 11 | (NA) | (D) | (D) | (D) | (D) | (D) | (D) | (NA) |
| Household appliances, radios, TV..... | (NA) | 41 | (NA) | 14,313 | 2,204 | 51,339 | 50,509 | 456 | 475 | (NA) |
| Household appliances, radios, TV..... | (NA) | 83 | (NA) | 16,447 | 4,672 | 84,130 | 81,991 | 1,397 | 1,322 | (NA) |
| Other, total | | | | | | | | | | |
| Jewelry..... | (NA) | 342 | (NA) | (D) | (D) | (D) | (D) | (D) | (D) | (NA) |
| Books, stationery..... | (NA) | 5 | (NA) | (D) | (D) | (D) | (D) | (D) | (D) | (NA) |
| Other..... | (NA) | 52 | (NA) | 12,287 | 3,954 | 74,528 | 73,728 | 1,226 | 1,205 | (NA) |
| Other..... | (NA) | 234 | (NA) | (D) | (D) | (D) | (D) | (D) | (D) | (NA) |
| Merchandise Vending Machine Operators | | | | | | | | | | |
| Total..... | 623 | 233 | (D) | (D) | (D) | (D) | (D) | (D) | (D) | (D) |
| Candy, nut, confectionery..... | (NA) | 60 | (NA) | 19,201 | 2,347 | 43,228 | 42,298 | 503 | 532 | (NA) |
| Milk, ice cream..... | (NA) | 13 | (NA) | (D) | (D) | (D) | (D) | (D) | (D) | (NA) |
| All other beverages (except milk)..... | (NA) | 39 | (NA) | 5,498 | 827 | 16,435 | 16,174 | 213 | 200 | (NA) |
| Tobacco products..... | (NA) | 82 | (NA) | 30,256 | 2,346 | 47,280 | 46,174 | 548 | 509 | (NA) |
| Other..... | (NA) | 39 | (NA) | (D) | (D) | (D) | (D) | (D) | (D) | (NA) |

Standard Notes: (D) Withheld to avoid disclosure. (NA) Not available. n.e.c. Not elsewhere classified. XXX Not applicable. (Z) Less than \$500. ... Represents zero.
¹ Group totals may include data for establishments without payroll which could not be classified by detailed kind of business.

RETAIL TRADE—AREA STATISTICS

Table 1G. RETAIL TRADE: 1948¹—GEOGRAPHIC DIVISIONS, BY KIND OF BUSINESS

Establishments and Sales

| Kind of business | NEW ENGLAND | | | | MIDDLE ATLANTIC | | | |
|---|-------------------|-----------------------------|--|--|-------------------|-----------------------------|--|--|
| | Establishments | | Sales | | Establishments | | Sales | |
| | Total (Number) | With payroll (Number) | Total, all establish- ments (\$1,000) | Establish- ments with payroll (\$1,000) | Total (Number) | With payroll (Number) | Total, all establish- ments (\$1,000) | Establish- ments with payroll (\$1,000) |
| Retail trade, total..... | 109,279 | 75,569 | 8,321,323 | 7,685,650 | 372,140 | 229,997 | 27,626,972 | 24,700,243 |
| Food stores, total..... | 30,863 | 17,130 | 2,117,382 | 1,818,261 | 113,590 | 53,304 | 6,943,774 | 5,459,753 |
| Grocery stores..... | 23,269 | 12,321 | 1,811,110 | 1,561,422 | 63,753 | 27,931 | 4,935,986 | 3,905,728 |
| Other food stores..... | 7,594 | 4,809 | 306,272 | 256,839 | 49,837 | 25,373 | 2,007,788 | 1,554,025 |
| Eating, drinking places, total..... | 18,757 | 15,147 | 673,782 | 633,149 | 74,950 | 56,039 | 2,871,116 | 2,612,321 |
| Eating places..... | 12,233 | 9,645 | 471,518 | 443,751 | 35,877 | 26,627 | 1,676,193 | 1,565,107 |
| Drinking places..... | 6,524 | 5,502 | 202,264 | 189,398 | 39,073 | 29,412 | 1,194,923 | 1,047,214 |
| General merchandise group..... | 3,600 | 2,520 | 855,748 | 838,227 | 10,904 | 6,460 | 3,159,028 | 3,097,609 |
| Apparel, accessories stores, total..... | 9,051 | 6,856 | 708,148 | 675,268 | 33,469 | 23,262 | 2,851,138 | 2,688,846 |
| Shoe stores..... | 1,676 | 1,278 | 105,188 | 98,607 | 5,555 | 4,086 | 424,482 | 398,045 |
| Other apparel stores..... | 7,375 | 5,578 | 602,960 | 576,661 | 27,914 | 19,176 | 2,426,656 | 2,290,801 |
| Furniture, home furnishings, appliance dealers..... | 5,531 | 4,035 | 406,635 | 383,600 | 18,146 | 12,227 | 1,551,503 | 1,415,831 |
| Automotive group..... | 4,852 | 4,177 | 1,111,729 | 1,087,288 | 13,248 | 11,145 | 3,386,827 | 3,309,348 |
| Gasoline service stations..... | 11,064 | 6,805 | 371,256 | 293,632 | 29,448 | 16,870 | 996,037 | 775,576 |
| Lumber, bldg. mats., hardware, farm equip. dealers, total..... | 4,421 | 3,606 | 547,881 | 532,737 | 14,570 | 10,680 | 1,507,277 | 1,435,974 |
| Farm equipment dealers..... | 297 | 252 | 40,429 | 39,343 | 1,219 | 1,044 | 147,915 | 143,180 |
| Lumber, bldg. mats., supplies, equipment, hardware dealers..... | 4,124 | 3,354 | 507,452 | 493,394 | 13,351 | 9,636 | 1,359,362 | 1,292,794 |
| Drug stores, proprietary stores, total..... | 4,105 | 3,777 | 269,134 | 261,605 | 12,097 | 9,110 | 721,162 | 630,905 |
| Drug stores..... | 3,245 | 3,031 | 229,868 | 224,399 | 10,896 | 8,296 | 672,173 | 591,061 |
| Proprietary stores..... | 860 | 746 | 39,266 | 37,206 | 1,201 | 814 | 48,989 | 39,844 |
| Other retail stores, total..... | 16,581 | 11,133 | 1,135,691 | (D) | 50,316 | 29,710 | 3,208,000 | 2,847,596 |
| Liquor stores..... | 3,386 | 2,031 | 225,977 | 186,932 | 7,018 | 4,747 | 616,400 | 533,070 |
| Fuel, ice dealers..... | 2,874 | 2,310 | 356,106 | 342,732 | 5,935 | 4,648 | 768,314 | 745,770 |
| Feed, farm, garden supply stores..... | 1,022 | 907 | 207,469 | 202,314 | 2,862 | 2,389 | 545,142 | 523,126 |
| Jewelry stores..... | 1,249 | 946 | 78,243 | 74,158 | 4,367 | 2,900 | 261,782 | 241,044 |
| Other retail stores..... | 8,050 | 4,939 | 267,896 | (D) | 30,134 | 15,026 | 1,016,362 | 804,586 |
| Nonstore retailers..... | 454 | 383 | 123,937 | (D) | 1,402 | 1,190 | 431,110 | 426,484 |

| Kind of business | EAST NORTH CENTRAL | | | | WEST NORTH CENTRAL | | | |
|---|--------------------|-----------------------------|--|--|--------------------|-----------------------------|--|--|
| | Establishments | | Sales | | Establishments | | Sales | |
| | Total (Number) | With payroll (Number) | Total, all establish- ments (\$1,000) | Establish- ments with payroll (\$1,000) | Total (Number) | With payroll (Number) | Total, all establish- ments (\$1,000) | Establish- ments with payroll (\$1,000) |
| Retail trade, total..... | 337,021 | 237,465 | 28,507,077 | 26,446,605 | 172,474 | 125,394 | 13,152,837 | 12,273,086 |
| Food stores, total..... | 86,702 | 50,313 | 6,220,502 | 5,374,626 | 36,443 | 22,403 | 2,485,416 | 2,178,078 |
| Grocery stores..... | 64,367 | 35,728 | 5,233,122 | 4,524,507 | 30,287 | 18,218 | 2,256,480 | 1,980,268 |
| Other food stores..... | 22,335 | 14,585 | 987,380 | 850,119 | 6,156 | 4,185 | 228,936 | 197,810 |
| Eating, drinking places, total..... | 75,150 | 55,661 | 2,492,731 | 2,139,912 | 33,909 | 25,970 | 931,155 | 845,139 |
| Eating places..... | 32,411 | 25,883 | 1,211,460 | 1,055,261 | 18,648 | 15,527 | 523,659 | 499,772 |
| Drinking places..... | 42,739 | 29,778 | 1,281,271 | 1,084,651 | 15,261 | 10,443 | 407,496 | 345,367 |
| General merchandise group..... | 10,208 | 7,862 | 3,602,312 | 3,561,734 | 7,231 | 5,464 | 1,488,084 | 1,453,675 |
| Apparel, accessories stores, total..... | 21,724 | 17,284 | 2,000,622 | 1,929,435 | 8,726 | 6,957 | 759,282 | 730,533 |
| Shoe stores..... | 4,509 | 3,613 | 332,518 | 316,074 | 1,725 | 1,322 | 105,509 | 99,019 |
| Other apparel stores..... | 17,215 | 13,671 | 1,668,104 | 1,613,361 | 7,001 | 5,635 | 653,773 | 631,514 |
| Furniture, home furnishings, appliance dealers..... | 15,621 | 11,714 | 1,292,010 | 1,222,128 | 8,171 | 6,294 | 600,591 | 566,315 |
| Automotive group..... | 18,226 | 15,485 | 4,584,069 | 4,472,276 | 11,460 | 9,777 | 2,255,743 | 2,191,690 |
| Gasoline service stations..... | 35,890 | 23,112 | 1,477,950 | 1,226,000 | 22,455 | 13,832 | 801,285 | 655,424 |
| Lumber, bldg. mats., hardware, farm equip. dealers, total..... | 23,224 | 18,969 | 2,562,090 | 2,471,283 | 19,691 | 16,695 | 1,957,449 | 1,888,902 |
| Farm equipment dealers..... | 4,413 | 3,943 | 522,097 | 505,911 | 5,821 | 5,331 | 740,520 | 723,494 |
| Lumber, bldg. mats., supplies, equipment, hardware dealers..... | 18,811 | 15,026 | 2,039,993 | 1,965,372 | 13,870 | 11,364 | 1,216,929 | 1,165,408 |
| Drug stores, proprietary stores, total..... | 10,907 | 9,797 | 904,849 | 881,759 | 6,121 | 5,341 | 406,115 | 391,858 |
| Drug stores..... | 9,457 | 8,653 | 837,743 | 820,208 | 5,027 | 4,545 | 367,232 | 357,381 |
| Proprietary stores..... | 1,450 | 1,144 | 67,106 | 61,551 | 1,094 | 796 | 38,883 | 34,477 |
| Other retail stores, total..... | 38,292 | 26,332 | 2,662,260 | (D) | 17,899 | 12,347 | 1,152,209 | (D) |
| Liquor stores..... | 5,352 | 3,373 | 404,622 | (D) | 3,082 | 2,111 | 197,076 | (D) |
| Fuel, ice dealers..... | 5,242 | 4,528 | 604,543 | 589,183 | 1,824 | 1,538 | 155,235 | 151,070 |
| Feed, farm, garden supply stores..... | 4,519 | 3,586 | 710,387 | 673,433 | 3,514 | 2,526 | 431,298 | 403,094 |
| Jewelry stores..... | 4,390 | 3,114 | 258,909 | 240,381 | 2,253 | 1,543 | 100,507 | 91,946 |
| Other retail stores..... | 18,789 | 11,731 | 683,799 | 605,597 | 7,226 | 4,629 | 268,093 | 240,317 |
| Nonstore retailers..... | 1,077 | 936 | 707,682 | (D) | 368 | 314 | 315,508 | (D) |

(D) Withheld to avoid disclosure.

¹Data in this table differ from those which appeared in the publications of the 1948 Census of Retail Trade. For a description of the adjustments see Comparison of 1948 and 1954 Censuses in the Introduction.

Table 1G RETAIL TRADE: 1948¹-GEOGRAPHIC DIVISIONS, BY KIND OF BUSINESS-Continued

Establishments and Sales

| Kind of business | SOUTH ATLANTIC | | | | EAST SOUTH CENTRAL | | | |
|---|-------------------|-----------------------------|--|--|--------------------|-----------------------------|--|--|
| | Establishments | | Sales | | Establishments | | Sales | |
| | Total (Number) | With payroll (Number) | Total, all establish- ments (\$1,000) | Establish- ments with payroll (\$1,000) | Total (Number) | With payroll (Number) | Total, all establish- ments (\$1,000) | Establish- ments with payroll (\$1,000) |
| Retail trade, total..... | 202,493 | 132,158 | 14,631,259 | 13,526,891 | 103,048 | 63,440 | 6,370,211 | 5,759,428 |
| Food stores, total..... | 65,667 | 29,673 | 3,279,705 | 2,715,060 | 38,407 | 14,440 | 1,484,416 | 1,123,628 |
| Grocery stores..... | 56,891 | 24,531 | 3,002,666 | 2,483,440 | 36,584 | 13,290 | 1,423,522 | 1,069,998 |
| Other food stores..... | 8,776 | 5,142 | 277,039 | 231,620 | 1,823 | 1,150 | 60,894 | 53,630 |
| Eating, drinking places, total..... | 33,602 | 24,277 | 966,683 | 876,641 | 14,948 | 11,077 | 355,056 | 322,270 |
| Eating places..... | 22,871 | 17,879 | 713,926 | 672,258 | 10,845 | 8,426 | 266,195 | 248,110 |
| Drinking places..... | 10,731 | 6,398 | 252,757 | 204,383 | 4,103 | 2,651 | 88,861 | 74,160 |
| General merchandise group..... | 12,281 | 8,116 | 2,001,629 | 1,925,143 | 9,103 | 5,526 | 928,208 | 860,207 |
| Apparel, accessories stores, total..... | 11,966 | 10,098 | 1,070,321 | 1,039,579 | 4,711 | 4,028 | 443,056 | 432,239 |
| Shoe stores..... | 1,698 | 1,509 | 155,311 | 151,980 | 687 | 606 | 57,700 | 56,379 |
| Other apparel stores..... | 10,268 | 8,589 | 915,010 | 887,599 | 4,024 | 3,422 | 385,356 | 375,860 |
| Furniture, home furnishings, appliance dealers..... | 9,405 | 7,833 | 788,913 | 763,161 | 4,516 | 3,724 | 338,190 | 324,189 |
| Automotive group..... | 10,053 | 8,936 | 2,381,202 | 2,336,979 | 5,061 | 4,554 | 1,162,634 | 1,142,283 |
| Gasoline service stations..... | 24,156 | 15,054 | 782,646 | 656,542 | 10,317 | 7,024 | 338,187 | 289,705 |
| Lumber, bldg. mats., hardware, farm equip. dealers, total..... | 7,954 | 6,773 | 1,035,260 | 1,010,485 | 4,820 | 4,144 | 541,190 | 525,587 |
| Farm equipment dealers..... | 1,096 | 1,021 | 160,387 | 157,895 | 858 | 808 | 116,105 | 114,300 |
| Lumber, bldg. mats., supplies, equipment, hardware dealers..... | 6,858 | 5,752 | 874,873 | 852,590 | 3,962 | 3,336 | 425,085 | 411,287 |
| Drug stores, proprietary stores, total..... | 6,380 | 5,763 | 501,381 | 490,671 | 3,253 | 2,857 | 202,250 | 195,601 |
| Drug stores..... | 5,020 | 4,727 | 453,209 | 447,297 | 2,663 | 2,426 | 184,497 | 182,959 |
| Proprietary stores..... | 1,360 | 1,036 | 48,172 | 43,374 | 590 | 431 | 17,753 | 12,642 |
| Other retail stores, total..... | 20,503 | 15,146 | 1,581,673 | 1,471,332 | 7,723 | 5,884 | 495,483 | 462,293 |
| Liquor stores..... | 3,866 | 2,736 | 442,828 | (D) | 984 | 772 | 123,049 | 110,915 |
| Fuel, ice dealers..... | 1,960 | 1,730 | 234,172 | 222,671 | 1,096 | 968 | 69,963 | 68,674 |
| Feed, farm, garden supply stores..... | 2,933 | 2,415 | 424,805 | (D) | 1,366 | 1,092 | 135,848 | 128,816 |
| Jewelry stores..... | 2,357 | 1,850 | 146,306 | 139,619 | 975 | 758 | 58,453 | 55,605 |
| Other retail stores..... | 9,387 | 6,415 | 333,562 | 299,365 | 3,302 | 2,294 | 108,170 | 98,283 |
| Nonstore retailers..... | 526 | 489 | 241,846 | 241,298 | 189 | 182 | 81,541 | 81,426 |

| Kind of business | WEST SOUTH CENTRAL | | | | MOUNTAIN | | | |
|---|--------------------|-----------------------------|--|--|-------------------|-----------------------------|--|--|
| | Establishments | | Sales | | Establishments | | Sales | |
| | Total (Number) | With payroll (Number) | Total, all establish- ments (\$1,000) | Establish- ments with payroll (\$1,000) | Total (Number) | With payroll (Number) | Total, all establish- ments (\$1,000) | Establish- ments with payroll (\$1,000) |
| Retail trade, total..... | 156,296 | 104,397 | 10,859,318 | 9,988,956 | 57,267 | 40,995 | 4,639,898 | 4,328,704 |
| Food stores, total..... | 44,518 | 19,909 | 2,331,874 | 1,912,344 | 11,868 | 6,604 | 937,568 | 819,187 |
| Grocery stores..... | 40,851 | 17,597 | 2,211,724 | 1,808,255 | 10,110 | 5,357 | 872,266 | 761,106 |
| Other food stores..... | 3,667 | 2,312 | 120,150 | 104,089 | 1,758 | 1,247 | 65,302 | 58,081 |
| Eating, drinking places, total..... | 28,073 | 20,961 | 666,196 | 606,450 | 12,232 | 9,547 | 395,388 | 364,442 |
| Eating places..... | 17,653 | 14,388 | 482,277 | 460,227 | 6,671 | 5,455 | 221,777 | 210,329 |
| Drinking places..... | 10,420 | 6,573 | 183,919 | 146,223 | 5,561 | 4,092 | 173,611 | 154,113 |
| General merchandise group..... | 9,399 | 6,643 | 1,447,885 | 1,399,589 | 2,697 | 2,062 | 579,271 | 566,001 |
| Apparel, accessories stores, total..... | 6,865 | 5,797 | 691,009 | 675,605 | 2,920 | 2,314 | 239,005 | 228,320 |
| Shoe stores..... | 1,002 | 887 | 92,281 | 90,449 | 412 | 350 | 32,409 | 31,271 |
| Other apparel stores..... | 5,863 | 4,910 | 598,728 | 585,156 | 2,508 | 1,964 | 206,596 | 197,049 |
| Furniture, home furnishings, appliance dealers..... | 6,940 | 5,590 | 547,404 | 524,389 | 2,606 | 2,068 | 226,545 | 215,819 |
| Automotive group..... | 10,119 | 8,447 | 2,047,815 | 1,960,547 | 3,866 | 3,345 | 807,813 | 787,672 |
| Gasoline service stations..... | 18,640 | 12,545 | 587,011 | 501,998 | 8,012 | 4,985 | 310,354 | 255,827 |
| Lumber, bldg. mats., hardware, farm equip. dealers, total..... | 9,907 | 8,672 | 1,204,324 | 1,175,894 | 4,140 | 3,561 | 554,783 | 540,707 |
| Farm equipment dealers..... | 1,981 | 1,873 | 285,309 | 280,358 | 977 | 891 | 157,179 | 153,632 |
| Lumber, bldg. mats., supplies, equipment, hardware dealers..... | 7,926 | 6,799 | 919,015 | 895,536 | 3,163 | 2,670 | 397,604 | 387,075 |
| Drug stores, proprietary stores, total..... | 5,807 | 5,082 | 374,269 | 363,839 | 1,905 | 1,717 | 162,308 | 158,480 |
| Drug stores..... | 4,546 | 4,119 | 330,609 | 324,027 | 1,651 | 1,531 | 153,112 | 150,221 |
| Proprietary stores..... | 1,261 | 963 | 43,660 | 39,812 | 254 | 186 | 9,196 | 8,259 |
| Other retail stores, total..... | 15,751 | 10,503 | 828,719 | (D) | 6,903 | 4,696 | 380,341 | 346,256 |
| Liquor stores..... | 3,612 | 2,095 | 166,680 | 126,356 | 1,240 | 812 | 80,909 | (D) |
| Fuel, ice dealers..... | 906 | 753 | 66,913 | 64,307 | 561 | 479 | 48,039 | 46,607 |
| Feed, farm, garden supply stores..... | 2,480 | 1,804 | 238,556 | 219,519 | 619 | 497 | 87,183 | (D) |
| Jewelry stores..... | 1,604 | 1,194 | 113,649 | 108,493 | 881 | 627 | 40,820 | 37,588 |
| Other retail stores..... | 7,149 | 4,657 | 242,921 | (D) | 3,602 | 2,281 | 123,390 | 109,252 |
| Nonstore retailers..... | 277 | 248 | 132,812 | (D) | 118 | 96 | 46,522 | 45,993 |

(D) Withheld to avoid disclosure.

¹Data in this table differ from those which appeared in the publications of the 1948 Census of Retail Trade. For a description of the adjustments see Comparison of 1948 and 1954 Censuses in the Introduction.

RETAIL TRADE—AREA STATISTICS

Table 1G. RETAIL TRADE: 1948¹—GEOGRAPHIC DIVISIONS, BY KIND OF BUSINESS—Continued
Establishments and Sales

| Kind of business | PACIFIC | | | |
|--|-------------------|-----------------------------|--|--|
| | Establishments | | Sales | |
| | Total (Number) | With payroll (Number) | Total, all establish- ments (\$1,000) | Establish- ments with payroll (\$1,000) |
| Retail trade, total | 158,461 | 109,277 | 14,740,357 | 13,642,645 |
| Food stores, total | 32,855 | 18,756 | 3,407,227 | 2,974,591 |
| Grocery stores | 24,642 | 13,158 | 2,982,841 | 2,604,578 |
| Other food stores | 8,213 | 5,598 | 424,386 | 370,013 |
| Eating, drinking places, total | 34,168 | 26,800 | 1,293,310 | 1,208,727 |
| Eating places | 21,976 | 17,333 | 873,790 | 828,109 |
| Drinking places | 12,192 | 9,467 | 419,520 | 380,618 |
| General merchandise group | 5,384 | 4,105 | 1,733,976 | 1,715,547 |
| Apparel, accessories stores, total | 11,512 | 8,567 | 954,214 | 906,170 |
| Shoe stores | 1,937 | 1,597 | 155,210 | 148,698 |
| Other apparel stores | 9,575 | 6,970 | 799,004 | 757,472 |
| Furniture, home furnishings, appliance dealers | 9,487 | 6,790 | 840,587 | 796,648 |
| Automotive group | 8,400 | 6,789 | 2,362,624 | 2,277,485 |
| Gasoline service stations | 19,665 | 12,145 | 805,427 | 655,706 |
| Lumber, bldg. mats., hardware, farm equip. dealers, total | 8,615 | 6,799 | 1,232,726 | 1,186,369 |
| Farm equipment dealers | 847 | 781 | 216,022 | 213,940 |
| Lumber, bldg. mats., supplies, equipment, hardware dealers | 7,768 | 6,018 | 1,016,704 | 972,429 |
| Drug stores, proprietary stores, total | 4,707 | 4,184 | 470,041 | 457,459 |
| Drug stores | 4,241 | 3,826 | 449,692 | 438,907 |
| Proprietary stores | 466 | 358 | 20,349 | 18,552 |
| Other retail stores, total | 23,162 | 13,913 | 1,410,223 | 1,235,323 |
| Liquor stores | 4,409 | 2,605 | 321,227 | 247,736 |
| Fuel, ice dealers | 1,075 | 901 | 122,253 | 119,548 |
| Feed, farm, garden supply stores | 1,834 | 1,386 | 352,882 | 337,023 |
| Jewelry stores | 2,474 | 1,651 | 150,976 | 139,393 |
| Other retail stores | 13,370 | 7,370 | 462,885 | 391,623 |
| Nonstore retailers | 506 | 429 | 230,002 | 228,620 |

¹Data in this table differ from those which appeared in the publications of the 1948 Census of Retail Trade. For a description of the adjustments see Comparison of 1948 and 1954 Censuses in the Introduction.

Table 1J. RETAIL TRADE: 1954—UNITED STATES BY KIND OF BUSINESS, BY REGIONS, GEOGRAPHIC DIVISIONS, AND STATES

Establishments and Sales

Table with 13 columns: Region, division, and State; Establishments; Sales; Total; Groceries stores; Meat markets, fish (seafood) markets. Rows include United States, total; Regions (Northeastern, North Central, South, West); The Northeastern States; The North Central States; The South; The West; New England; Middle Atlantic; East North Central; West North Central; South Atlantic; East South Central; West South Central; Mountain; Pacific.

See footnotes at end of table.

RETAIL TRADE—AREA STATISTICS

Table 1J. RETAIL TRADE: 1954—UNITED STATES BY KIND OF BUSINESS, BY REGIONS, GEOGRAPHIC DIVISIONS, AND STATES—Continued
Establishments and Sales

| Region, division, and State | General merchandise group | | | | | | | | | | Apparel, accessories stores | |
|------------------------------|--------------------------------|--------------------------|---|--|----------------------------|--------------------|----------------------------|--------------------|------------------------------------|--------------------|--------------------------------|--------------------------|
| | Total ¹ | | | | | | | | | | Total ¹ | |
| | Establishments | | Sales | | Department stores | | Variety stores | | General merchandise stores, n.e.c. | | Establishments | |
| | Total ² (Number) | With payroll (Number) | Total, all establishments ² (\$1,000) | Establishments with payroll (\$1,000) | Establishments (Number) | Sales (\$1,000) | Establishments (Number) | Sales (\$1,000) | Establishments (Number) | Sales (\$1,000) | Total ² (Number) | With payroll (Number) |
| United States, total.. | 76,198 | 50,554 | 17,872,386 | 17,327,334 | 2,761 | 10,557,843 | 20,917 | 3,066,634 | 51,814 | 4,233,133 | 119,743 | 97,829 |
| Regions: | | | | | | | | | | | | |
| The Northeastern States..... | 17,250 | 9,986 | 4,399,962 | 4,267,468 | 585 | 2,756,506 | 4,815 | 915,213 | 11,666 | 724,947 | 42,327 | 32,439 |
| The North Central States.... | 19,214 | 14,162 | 5,680,174 | 5,566,404 | 966 | 3,644,186 | 6,228 | 898,134 | 11,884 | 1,135,186 | 32,548 | 27,232 |
| The South..... | 30,764 | 19,742 | 5,014,056 | 4,766,040 | 800 | 2,469,106 | 6,403 | 850,971 | 23,245 | 1,687,121 | 28,877 | 25,035 |
| The West..... | 8,970 | 6,664 | 2,778,194 | 2,727,422 | 410 | 1,688,045 | 3,471 | 402,316 | 5,019 | 685,879 | 15,991 | 13,123 |
| The Northeastern States: | | | | | | | | | | | | |
| New England..... | 4,573 | 3,053 | 1,040,394 | 1,012,100 | 203 | 611,460 | 1,490 | 236,470 | 2,838 | 191,710 | 9,122 | 7,348 |
| Middle Atlantic..... | 12,677 | 6,933 | 3,359,568 | 3,255,368 | 382 | 2,145,046 | 3,325 | 678,743 | 8,828 | 533,237 | 33,205 | 25,091 |
| The North Central States: | | | | | | | | | | | | |
| East North Central..... | 11,207 | 8,427 | 4,041,459 | 3,982,229 | 662 | 2,741,228 | 3,943 | 658,041 | 6,526 | 640,648 | 23,081 | 19,377 |
| West North Central..... | 8,007 | 5,735 | 1,638,715 | 1,584,175 | 304 | 902,958 | 2,285 | 240,093 | 5,358 | 494,538 | 9,467 | 7,855 |
| The South: | | | | | | | | | | | | |
| South Atlantic..... | 13,549 | 8,407 | 2,385,647 | 2,270,807 | 447 | 1,253,474 | 2,848 | 441,463 | 10,080 | (D) | 14,177 | 12,235 |
| East South Central..... | 8,692 | 4,982 | 1,005,102 | 918,800 | 136 | 407,719 | 1,300 | 162,180 | 7,182 | (D) | 5,761 | 5,037 |
| West South Central..... | 8,523 | 6,353 | 1,623,307 | 1,576,433 | 217 | 807,913 | 2,255 | 247,328 | 5,983 | 566,132 | 8,939 | 7,763 |
| The West: | | | | | | | | | | | | |
| Mountain..... | 3,010 | 2,224 | 673,483 | 654,159 | 126 | 308,933 | 788 | 99,254 | 2,060 | 264,328 | 3,515 | 2,971 |
| Pacific..... | 5,960 | 4,440 | 2,104,711 | 2,073,263 | 284 | 1,379,112 | 2,683 | 303,062 | 2,959 | 421,551 | 12,476 | 10,152 |
| New England: | | | | | | | | | | | | |
| Maine..... | 835 | 539 | 100,087 | 93,389 | 19 | 33,487 | 257 | 34,646 | 553 | 31,852 | 812 | 678 |
| New Hampshire..... | 434 | 286 | 44,298 | 40,774 | 10 | 10,385 | 155 | 15,238 | 267 | 18,663 | 593 | 473 |
| Vermont..... | 322 | 218 | 33,516 | 30,970 | 10 | 10,308 | 68 | 9,823 | 242 | 13,377 | 320 | 268 |
| Massachusetts..... | 1,795 | 1,285 | 562,489 | 553,809 | 116 | 387,402 | 633 | 105,510 | 1,028 | 69,251 | 4,333 | 3,489 |
| Rhode Island..... | 350 | 198 | 77,882 | 76,386 | 13 | 51,190 | 92 | 17,480 | 241 | 9,162 | 749 | 551 |
| Connecticut..... | 837 | 527 | 222,122 | 216,772 | 35 | 118,688 | 285 | 53,773 | 507 | 49,405 | 2,315 | 1,889 |
| Middle Atlantic: | | | | | | | | | | | | |
| New York..... | 6,384 | 3,270 | 1,676,578 | 1,621,358 | 169 | 1,097,218 | 1,543 | 324,085 | 4,596 | 253,981 | 17,906 | 13,494 |
| New Jersey..... | 2,103 | 1,145 | 434,905 | 417,509 | 50 | 245,897 | 576 | 108,158 | 1,457 | 80,398 | 5,631 | 4,243 |
| Pennsylvania..... | 4,190 | 2,518 | 1,248,085 | 1,216,501 | 163 | 801,931 | 1,206 | 246,500 | 2,775 | 198,858 | 9,668 | 7,354 |
| East North Central: | | | | | | | | | | | | |
| Ohio..... | 2,784 | 2,148 | 1,164,659 | 1,151,825 | 171 | 824,656 | 1,021 | 185,525 | 1,582 | 154,330 | 5,487 | 4,675 |
| Indiana..... | 1,519 | 1,203 | 485,059 | 477,385 | 103 | 309,318 | 536 | 92,577 | 864 | 82,962 | 2,622 | 2,382 |
| Illinois..... | 3,107 | 2,181 | 1,108,400 | 1,090,172 | 179 | 775,105 | 1,020 | 160,329 | 1,888 | 172,560 | 7,589 | 6,147 |
| Michigan..... | 2,236 | 1,768 | 864,358 | 854,378 | 127 | 591,000 | 894 | 154,964 | 1,205 | 118,166 | 4,700 | 4,106 |
| Wisconsin..... | 1,561 | 1,127 | 418,983 | 408,469 | 82 | 241,149 | 472 | 64,646 | 987 | 112,630 | 2,683 | 2,067 |
| West North Central: | | | | | | | | | | | | |
| Minnesota..... | 1,575 | 1,161 | 364,573 | 353,903 | 51 | 212,750 | 490 | 46,372 | 1,030 | 105,373 | 1,983 | 1,633 |
| Iowa..... | 1,320 | 1,064 | 269,545 | 263,833 | 70 | 142,021 | 468 | 47,406 | 770 | 79,868 | 1,840 | 1,538 |
| Missouri..... | 2,539 | 1,539 | 533,768 | 509,300 | 59 | 334,090 | 573 | 63,889 | 1,887 | 135,341 | 2,706 | 2,232 |
| North Dakota..... | 424 | 306 | 63,297 | 60,213 | 29 | 26,385 | 84 | 8,821 | 305 | 27,977 | 355 | 285 |
| South Dakota..... | 420 | 312 | 64,048 | 61,226 | 29 | 24,183 | 99 | 9,531 | 298 | 30,344 | 420 | 344 |
| Nebraska..... | 723 | 579 | 164,486 | 161,042 | 28 | 89,029 | 223 | 24,523 | 466 | 50,886 | 809 | 687 |
| Kansas..... | 1,006 | 774 | 178,998 | 174,658 | 44 | 74,500 | 348 | 39,551 | 602 | 64,799 | 1,354 | 1,136 |
| South Atlantic: | | | | | | | | | | | | |
| Delaware..... | 173 | 101 | 48,193 | 46,875 | 8 | 34,422 | 47 | 8,196 | 118 | 5,575 | 335 | 271 |
| Maryland..... | 1,005 | 611 | 294,397 | 283,205 | 35 | 199,841 | 276 | 49,729 | 676 | 44,499 | 1,597 | 1,299 |
| District of Columbia..... | 197 | 129 | 180,092 | 177,744 | 12 | 151,594 | 118 | 22,282 | 67 | (D) | 666 | 580 |
| Virginia..... | 2,665 | 1,427 | 391,029 | 362,259 | 81 | 262,559 | 82 | 68,402 | 2,165 | 119,057 | 1,820 | 1,650 |
| West Virginia..... | 1,443 | 923 | 207,547 | 196,499 | 42 | 74,414 | 206 | 47,503 | 1,177 | 85,436 | 1,009 | 915 |
| North Carolina..... | 2,905 | 1,783 | 393,870 | 368,274 | 123 | 162,268 | 465 | 68,111 | 2,273 | 162,825 | 2,331 | 2,055 |
| South Carolina..... | 1,399 | 929 | 170,352 | 159,622 | 51 | 65,444 | 294 | 35,216 | 1,036 | 68,654 | 1,201 | 1,043 |
| Georgia..... | 2,224 | 1,458 | 354,413 | 339,329 | 47 | 185,382 | 555 | 61,764 | 1,610 | 107,031 | 1,913 | 1,667 |
| Florida..... | 1,538 | 1,046 | 345,754 | 337,000 | 48 | 177,335 | 514 | 80,260 | 958 | 87,903 | 3,305 | 2,755 |
| East South Central: | | | | | | | | | | | | |
| Kentucky..... | 2,201 | 1,159 | 258,970 | 235,616 | 37 | 100,936 | 323 | 45,453 | 1,827 | (D) | 1,400 | 1,210 |
| Tennessee..... | 2,387 | 1,355 | 329,623 | 302,145 | 52 | 176,115 | 443 | 48,402 | 1,858 | 104,374 | 1,731 | 1,495 |
| Alabama..... | 2,320 | 1,388 | 264,808 | 243,500 | 28 | 94,223 | 290 | 44,226 | 1,988 | 126,073 | 1,575 | 1,383 |
| Mississippi..... | 1,784 | 1,080 | 151,701 | 137,539 | 19 | 36,445 | 244 | 24,099 | 1,509 | 91,017 | 1,055 | 949 |
| West South Central: | | | | | | | | | | | | |
| Arkansas..... | 1,523 | 987 | 148,954 | 137,166 | 21 | 43,771 | 279 | 21,393 | 1,217 | 83,648 | 982 | 854 |
| Louisiana..... | 1,637 | 1,109 | 295,628 | 283,936 | 34 | 145,656 | 248 | 45,041 | 1,343 | 104,593 | 1,505 | 1,247 |
| Oklahoma..... | 1,270 | 956 | 223,404 | 216,902 | 40 | 99,071 | 402 | 35,885 | 806 | 87,888 | 1,370 | 1,136 |
| Texas..... | 4,093 | 3,301 | 955,321 | 938,429 | 122 | 519,415 | 1,326 | 145,009 | 2,617 | 290,003 | 5,082 | 4,526 |
| Mountain: | | | | | | | | | | | | |
| Montana..... | 365 | 255 | 66,610 | 63,664 | 19 | 25,024 | 74 | 9,135 | 268 | 32,349 | 439 | 385 |
| Idaho..... | 369 | 289 | 72,586 | 70,726 | 24 | 29,967 | 95 | 9,833 | 250 | 32,786 | 366 | 320 |
| Wyoming..... | 206 | 158 | 33,543 | 32,345 | 8 | 9,180 | 47 | 5,140 | 151 | 19,223 | 235 | 201 |
| Colorado..... | 598 | 470 | 178,772 | 176,424 | 32 | 112,282 | 191 | 27,457 | 369 | 38,985 | 884 | 734 |
| New Mexico..... | 564 | 376 | 81,597 | 76,645 | 12 | 25,002 | 116 | 12,802 | 422 | 43,561 | 438 | 376 |
| Arizona..... | 460 | 348 | 109,402 | 106,772 | 8 | 35,589 | 169 | 18,483 | 279 | 55,220 | 553 | 451 |
| Utah..... | 338 | 256 | 100,873 | 98,587 | 18 | 57,648 | 70 | 12,016 | 246 | 31,119 | 400 | 344 |
| Nevada..... | 110 | 72 | 30,100 | 28,996 | 5 | 14,241 | 26 | 4,388 | 75 | 11,085 | 200 | 160 |
| Pacific: | | | | | | | | | | | | |
| Washington..... | 994 | 766 | 346,413 | 341,353 | 56 | 228,185 | 433 | 45,974 | 503 | 72,234 | 1,495 | 1,255 |
| Oregon..... | 771 | 523 | 202,658 | 197,324 | 31 | 120,546 | 335 | 27,721 | 401 | 54,289 | 1,000 | 800 |
| California..... | 4,195 | 3,151 | 1,555,640 | 1,534,586 | 197 | 1,030,381 | 1,915 | 229,367 | 2,055 | 295,028 | 9,981 | 8,097 |

See footnotes at end of table.

Table 1J. RETAIL TRADE: 1954—UNITED STATES BY KIND OF BUSINESS, BY REGIONS, GEOGRAPHIC DIVISIONS, AND STATES—Continued

Establishments and Sales

| Region, division, and State | Drug stores, proprietary stores | | | | Other retail stores | | | | | |
|------------------------------|---------------------------------|--------------------------|---|---|--------------------------------|--------------------------|--|---|----------------------------|--------------------|
| | Establishments | | Sales | | Total ¹ | | | | Liquor stores | |
| | Total (Number) | With payroll (Number) | Total, all establishments (\$1,000) | Establishments with payroll (\$1,000) | Establishments | | Sales | | Establishments (Number) | Sales (\$1,000) |
| | | | | | Total ² (Number) | With payroll (Number) | Total, all establishments ² (\$1,000) | Establishments with payroll (\$1,000) | | |
| United States, total.. | 56,009 | 49,489 | 5,251,791 | 5,103,861 | 226,903 | 133,105 | 15,986,884 | 14,370,934 | 31,240 | 3,180,769 |
| Regions: | | | | | | | | | | |
| The Northeastern States.... | 15,688 | 13,764 | 1,251,587 | 1,206,589 | 69,891 | 39,705 | 5,019,126 | 4,487,628 | 9,477 | 981,150 |
| The North Central States.... | 16,952 | 15,214 | 1,699,116 | 1,659,758 | 63,258 | 38,750 | 4,632,702 | 4,217,540 | 8,175 | 784,624 |
| The South..... | 16,252 | 14,142 | 1,426,514 | 1,382,376 | 57,606 | 34,102 | 3,951,574 | 3,567,748 | 7,829 | 857,736 |
| The West..... | 7,117 | 6,369 | 874,574 | 855,138 | 36,148 | 20,548 | 2,383,482 | 2,098,018 | 5,759 | 557,259 |
| The Northeastern States: | | | | | | | | | | |
| New England..... | 4,034 | 3,810 | 340,348 | 334,598 | 18,327 | 10,961 | 1,386,134 | 1,254,058 | 3,084 | 283,887 |
| Middle Atlantic..... | 11,654 | 9,954 | 911,239 | 871,991 | 51,564 | 28,744 | 3,632,992 | 3,233,570 | 6,393 | 697,263 |
| The North Central States: | | | | | | | | | | |
| East North Central..... | 10,951 | 10,023 | 1,191,425 | 1,169,825 | 41,245 | 25,331 | 3,027,837 | 2,768,007 | 4,541 | 518,275 |
| West North Central..... | 6,001 | 5,191 | 507,691 | 489,933 | 22,013 | 13,419 | 1,604,865 | 1,449,533 | 3,634 | 266,349 |
| The South: | | | | | | | | | | |
| South Atlantic..... | 7,011 | 6,191 | 691,005 | 673,283 | 27,351 | 16,335 | 2,053,365 | 1,871,387 | 3,678 | 512,369 |
| East South Central..... | 3,380 | 2,906 | 256,185 | 246,419 | 10,841 | 6,539 | 703,477 | 635,383 | 1,045 | 135,997 |
| West South Central..... | 5,861 | 5,045 | 479,324 | 462,674 | 19,434 | 11,228 | 1,194,732 | 1,060,978 | 3,106 | 209,370 |
| The West: | | | | | | | | | | |
| Mountain..... | 2,151 | 1,929 | 234,378 | 228,908 | 8,637 | 5,043 | 516,344 | 457,164 | 1,343 | 108,100 |
| Pacific..... | 4,966 | 4,440 | 640,196 | 626,230 | 27,511 | 15,505 | 1,867,138 | 1,640,854 | 4,416 | 449,159 |
| New England: | | | | | | | | | | |
| Maine..... | 359 | 341 | 25,530 | 25,060 | 1,492 | 980 | 135,545 | 127,813 | 59 | 20,859 |
| New Hampshire..... | 206 | 190 | 14,378 | 13,880 | 1,167 | 715 | 97,488 | 91,332 | 45 | 16,966 |
| Vermont..... | 132 | 126 | 8,344 | 8,134 | 743 | 481 | 64,556 | 61,080 | 32 | 8,881 |
| Massachusetts..... | 2,062 | 1,976 | 173,362 | 173,190 | 8,802 | 5,428 | 665,739 | 610,309 | 1,335 | 144,752 |
| Rhode Island..... | 355 | 323 | 31,031 | 30,241 | 1,672 | 828 | 99,753 | 86,265 | 278 | 18,654 |
| Connecticut..... | 920 | 854 | 85,703 | 84,093 | 4,451 | 2,529 | 323,053 | 277,259 | 1,335 | 73,775 |
| Middle Atlantic: | | | | | | | | | | |
| New York..... | 5,884 | 5,000 | 465,496 | 443,748 | 27,489 | 15,623 | 1,978,494 | 1,752,874 | 3,936 | 347,316 |
| New Jersey..... | 1,760 | 1,568 | 152,097 | 147,851 | 9,471 | 5,233 | 669,062 | 587,488 | 1,432 | 128,371 |
| Pennsylvania..... | 4,010 | 3,386 | 293,646 | 280,392 | 14,604 | 7,888 | 985,436 | 893,208 | 1,025 | 221,576 |
| East North Central: | | | | | | | | | | |
| Ohio..... | 2,792 | 2,564 | 292,478 | 286,908 | 10,243 | 6,247 | 769,909 | 706,693 | 1,032 | 185,909 |
| Indiana..... | 1,409 | 1,329 | 147,438 | 145,896 | 5,434 | 3,624 | 393,161 | 367,477 | 653 | 30,956 |
| Illinois..... | 3,171 | 2,821 | 333,155 | 325,609 | 12,821 | 7,603 | 977,404 | 885,114 | 1,816 | 212,585 |
| Michigan..... | 2,394 | 2,230 | 313,263 | 308,905 | 7,395 | 4,631 | 490,978 | 447,666 | 561 | 56,759 |
| Wisconsin..... | 1,185 | 1,079 | 105,091 | 102,507 | 5,372 | 3,226 | 396,385 | 361,057 | 479 | 32,066 |
| West North Central: | | | | | | | | | | |
| Minnesota..... | 960 | 884 | 99,126 | 97,002 | 4,347 | 2,737 | 343,408 | 315,322 | 772 | 75,466 |
| Iowa..... | 1,094 | 900 | 82,696 | 78,190 | 4,213 | 2,573 | 379,396 | 349,570 | 193 | 38,015 |
| Missouri..... | 1,825 | 1,549 | 164,530 | 158,814 | 5,941 | 3,469 | 425,541 | 382,021 | 833 | 64,637 |
| North Dakota..... | 217 | 183 | 18,316 | 17,530 | 786 | 460 | 45,740 | 40,308 | 168 | 6,086 |
| South Dakota..... | 269 | 243 | 19,621 | 19,165 | 1,050 | 720 | 61,483 | 55,503 | 359 | 16,785 |
| Nebraska..... | 665 | 555 | 47,860 | 45,608 | 2,157 | 1,319 | 152,557 | 135,751 | 405 | 21,339 |
| Kansas..... | 971 | 877 | 75,542 | 73,624 | 3,519 | 2,141 | 196,740 | 171,058 | 904 | 44,021 |
| South Atlantic: | | | | | | | | | | |
| Delaware..... | 153 | 129 | 14,003 | 13,475 | 774 | 520 | 106,753 | 101,693 | 219 | 15,906 |
| Maryland..... | 792 | 752 | 100,005 | 98,807 | 3,021 | 1,803 | 257,692 | 235,602 | 487 | 52,246 |
| District of Columbia..... | 325 | 301 | 56,525 | 56,589 | 1,234 | 904 | 176,247 | 170,451 | 328 | 82,972 |
| Virginia..... | 843 | 815 | 102,524 | 101,880 | 3,625 | 2,219 | 346,513 | 327,867 | 151 | 100,218 |
| West Virginia..... | 439 | 423 | 38,008 | 37,766 | 1,685 | 1,055 | 106,374 | 98,686 | 155 | 35,126 |
| North Carolina..... | 1,020 | 922 | 95,310 | 92,270 | 4,488 | 2,602 | 330,959 | 301,321 | 169 | 69,408 |
| South Carolina..... | 672 | 596 | 48,575 | 46,375 | 2,666 | 1,432 | 124,152 | 96,100 | 715 | 29,676 |
| Georgia..... | 1,171 | 1,025 | 95,720 | 93,106 | 3,854 | 2,438 | 272,317 | 248,915 | 597 | 50,957 |
| Florida..... | 1,596 | 1,228 | 139,335 | 133,015 | 6,004 | 3,362 | 332,358 | 290,752 | 857 | 75,860 |
| East South Central: | | | | | | | | | | |
| Kentucky..... | 782 | 740 | 73,695 | 72,707 | 3,096 | 1,918 | 181,793 | 163,329 | 468 | 41,071 |
| Tennessee..... | 1,050 | 890 | 76,985 | 74,119 | 3,465 | 2,177 | 225,689 | 203,915 | 430 | 47,459 |
| Alabama..... | 900 | 758 | 65,395 | 62,691 | 2,614 | 1,490 | 180,128 | 164,706 | 90 | 40,358 |
| Mississippi..... | 648 | 518 | 40,110 | 36,902 | 1,666 | 954 | 115,867 | 103,433 | 57 | 7,109 |
| West South Central: | | | | | | | | | | |
| Arkansas..... | 656 | 542 | 39,316 | 37,108 | 2,225 | 1,337 | 142,131 | 127,797 | 488 | 26,409 |
| Louisiana..... | 937 | 821 | 80,267 | 77,591 | 2,681 | 1,513 | 158,149 | 139,359 | 499 | 25,239 |
| Oklahoma..... | 1,006 | 874 | 74,513 | 71,767 | 2,690 | 1,478 | 134,164 | 116,086 | 134 | 3,532 |
| Texas..... | 3,262 | 2,808 | 285,228 | 276,208 | 11,818 | 6,900 | 760,288 | 677,736 | 1,985 | 154,190 |
| Mountain: | | | | | | | | | | |
| Montana..... | 240 | 208 | 20,909 | 20,093 | 988 | 642 | 68,642 | 63,502 | 192 | 19,469 |
| Idaho..... | 216 | 192 | 19,805 | 19,075 | 920 | 574 | 54,624 | 48,822 | 117 | 11,362 |
| Wyoming..... | 132 | 118 | 13,010 | 12,536 | 575 | 333 | 32,750 | 28,720 | 77 | 5,759 |
| Colorado..... | 650 | 590 | 74,361 | 72,901 | 2,400 | 1,396 | 135,837 | 118,217 | 436 | 27,542 |
| New Mexico..... | 264 | 236 | 27,648 | 26,910 | 1,245 | 653 | 59,303 | 48,943 | 290 | 14,681 |
| Arizona..... | 330 | 292 | 35,183 | 34,553 | 1,324 | 728 | 76,119 | 66,903 | 147 | 11,583 |
| Utah..... | 224 | 206 | 26,433 | 25,955 | 794 | 474 | 62,473 | 57,749 | 33 | 13,495 |
| Nevada..... | 95 | 87 | 17,029 | 16,885 | 391 | 243 | 26,596 | 24,308 | 51 | 4,209 |
| Pacific: | | | | | | | | | | |
| Washington..... | 862 | 788 | 94,539 | 93,305 | 3,650 | 2,210 | 332,461 | 312,969 | 258 | 63,621 |
| Oregon..... | 545 | 489 | 51,281 | 49,805 | 2,627 | 1,421 | 197,941 | 180,165 | 105 | 32,360 |
| California..... | 3,559 | 3,163 | 494,376 | 483,120 | 21,234 | 11,874 | 1,336,736 | 1,147,720 | 4,053 | 353,178 |

See footnotes at end of table.

Table 1J. RETAIL TRADE: 1954—UNITED STATES BY KIND OF BUSINESS, BY REGIONS, GEOGRAPHIC DIVISIONS,

AND STATES—Continued

Establishments and Sales

| Other retail stores—Continued | | | | | | | | | | | | Region, division, and State |
|-------------------------------|--------------------|-------------------------------------|--------------------|----------------------------|--------------------|----------------------------|--------------------|-----------------------------------|--------------------|----------------------------|--------------------|-----------------------------------|
| Fuel, ice dealers | | Feed, farm, garden supply stores | | Jewelry stores | | Book, stationery stores | | Sporting goods, bicycle stores | | Florists | | |
| Establishments (Number) | Sales (\$1,000) | Establishments (Number) | Sales (\$1,000) | Establishments (Number) | Sales (\$1,000) | Establishments (Number) | Sales (\$1,000) | Establishments (Number) | Sales (\$1,000) | Establishments (Number) | Sales (\$1,000) | |
| 27,070 | 2,842,044 | 23,792 | 4,093,466 | 24,266 | 1,407,948 | 8,115 | 575,620 | 10,013 | 450,792 | 16,279 | 495,553 | U. S. |
| 11,617 | 1,406,909 | 3,864 | 803,784 | 6,308 | 370,480 | 3,697 | 221,411 | 2,742 | 116,937 | 4,877 | 149,168 | Regions |
| 7,420 | 719,175 | 9,300 | 1,529,471 | 7,586 | 405,770 | 1,719 | (D) | 2,882 | (D) | 4,279 | 148,245 | NE |
| 5,981 | 509,294 | 7,424 | 1,189,671 | 6,334 | 397,237 | 1,296 | (D) | 2,242 | (D) | 4,987 | 133,175 | N.C. |
| 2,052 | 206,666 | 3,204 | 570,540 | 4,038 | 234,461 | 1,403 | (D) | 2,147 | 104,265 | 2,136 | 64,965 | South |
| 4,218 | 475,910 | 1,022 | 225,213 | 1,463 | 98,638 | 638 | 44,172 | 728 | 28,862 | 1,144 | 31,671 | West |
| 7,399 | 930,999 | 2,842 | 578,571 | 4,845 | 271,842 | 3,059 | 177,239 | 2,014 | 88,075 | 3,733 | 117,497 | NE |
| 5,173 | 542,438 | 4,718 | 807,225 | 4,991 | 294,695 | 1,280 | 98,698 | 2,104 | 99,453 | 3,175 | 109,447 | N.E. |
| 2,247 | 176,737 | 4,582 | 722,246 | 2,595 | 111,075 | 439 | (D) | 778 | (D) | 1,104 | 38,798 | M.A. |
| 3,041 | 318,276 | 3,158 | 563,209 | 3,021 | 181,068 | 621 | (D) | 1,073 | 44,383 | 2,172 | 59,108 | N.C. |
| 1,356 | 84,683 | 1,625 | 239,979 | 1,221 | 73,579 | 194 | 12,158 | 396 | 15,791 | 1,079 | 29,966 | E.N.C. |
| 1,584 | 106,335 | 2,641 | 386,483 | 2,092 | 142,590 | 481 | 44,154 | 773 | (D) | 1,736 | 44,101 | W.N.C. |
| 665 | 54,000 | 870 | 135,435 | 1,057 | 48,778 | 219 | (D) | 515 | 26,158 | 481 | 15,701 | South |
| 1,387 | 152,666 | 2,334 | 435,105 | 2,981 | 185,683 | 1,184 | 97,495 | 1,632 | 78,107 | 1,655 | 49,264 | S.A. |
| 382 | 47,116 | 182 | 40,551 | 153 | 7,536 | 48 | 2,414 | 71 | (D) | 72 | 1,933 | S.E.C. |
| 343 | 30,947 | 122 | 29,964 | 99 | 3,487 | 44 | 2,376 | 71 | (D) | 60 | 1,686 | West |
| 162 | 16,167 | 172 | 29,243 | 50 | 2,234 | 18 | 866 | 38 | 1,298 | 33 | 695 | Mt. |
| 2,115 | 243,797 | 273 | 60,066 | 747 | 55,391 | 318 | 24,836 | 322 | 13,022 | 635 | 17,721 | Pac. |
| 413 | 39,694 | 53 | 8,756 | 111 | 8,121 | 54 | 2,631 | 61 | 2,015 | 123 | 2,811 | N.E. |
| 803 | 98,189 | 220 | 56,633 | 303 | 21,869 | 156 | 11,049 | 165 | 8,342 | 221 | 6,825 | Maine |
| 3,492 | 531,112 | 1,302 | 260,809 | 2,493 | 148,907 | 2,074 | 123,402 | 971 | 44,437 | 1,783 | 61,560 | N.H. |
| 1,728 | 201,487 | 394 | 116,854 | 746 | 39,597 | 510 | 24,916 | 375 | 18,595 | 686 | 18,909 | Vt. |
| 2,179 | 198,400 | 1,146 | 200,908 | 1,606 | 83,338 | 475 | 28,921 | 668 | 25,043 | 1,264 | 37,028 | Mass. |
| 1,152 | 84,717 | 1,096 | 205,205 | 1,350 | 79,546 | 278 | 22,604 | 490 | 20,015 | 902 | 30,381 | R.I. |
| 870 | 70,787 | 810 | 158,581 | 623 | 39,372 | 126 | 8,582 | 264 | 12,215 | 336 | 11,010 | Conn. |
| 1,544 | 180,484 | 1,299 | 208,219 | 1,413 | 86,179 | 522 | 40,247 | 485 | 27,835 | 977 | 36,281 | M.A. |
| 970 | 115,231 | 574 | 73,071 | 971 | 64,550 | 224 | 19,963 | 504 | 26,187 | 648 | 22,362 | N.Y. |
| 637 | 91,219 | 939 | 162,149 | 634 | 25,048 | 130 | 7,302 | 361 | 13,201 | 312 | 9,413 | N.J. |
| 392 | 46,259 | 725 | 133,093 | 556 | 20,504 | 89 | 6,623 | 188 | 8,341 | 205 | 7,781 | Pa. |
| 531 | 37,407 | 1,385 | 226,879 | 482 | 21,463 | 82 | 5,599 | 130 | 5,692 | 197 | 6,081 | E.N.C. |
| 759 | 53,449 | 1,014 | 164,902 | 636 | 34,534 | 135 | 10,692 | 200 | 8,733 | 334 | 14,221 | Ohio |
| 82 | 5,183 | 154 | 19,696 | 131 | 4,091 | 10 | (D) | 19 | (D) | 20 | 1,074 | Ind. |
| 94 | 5,252 | 193 | 26,469 | 102 | 3,567 | 10 | 445 | 42 | 1,060 | 34 | 743 | Ill. |
| 182 | 16,167 | 546 | 75,543 | 246 | 9,778 | 36 | 3,343 | 73 | 3,732 | 107 | 3,192 | Mich. |
| 207 | 13,020 | 565 | 75,664 | 442 | 17,138 | 77 | 5,333 | 126 | 4,881 | 207 | 5,706 | W.N.C. |
| 87 | 29,011 | 109 | 45,622 | 51 | 3,018 | 14 | (D) | 15 | 992 | 37 | 1,232 | W.N.C. |
| 385 | 47,985 | 289 | 72,849 | 275 | 23,512 | 95 | 9,138 | 135 | 6,257 | 237 | 6,993 | Minn. |
| 51 | 28,882 | 8 | 718 | 134 | 13,700 | 56 | 9,041 | 37 | 2,723 | 89 | 4,882 | Iowa |
| 582 | 55,560 | 437 | 102,031 | 413 | 26,528 | 83 | 4,881 | 111 | 4,439 | 270 | 9,511 | Mo. |
| 145 | 6,678 | 196 | 24,971 | 257 | 12,212 | 36 | 2,708 | 70 | 1,980 | 127 | 4,466 | N.Dak. |
| 694 | 66,233 | 652 | 93,956 | 574 | 27,589 | 97 | 7,882 | 148 | 7,447 | 440 | 10,459 | S.Dak. |
| 333 | 25,377 | 311 | 30,720 | 254 | 10,146 | 38 | 3,699 | 84 | 3,291 | 183 | 3,681 | Nebr. |
| 353 | 24,101 | 618 | 108,253 | 452 | 32,763 | 55 | (D) | 119 | 5,421 | 406 | 9,041 | Kans. |
| 411 | 34,709 | 538 | 84,089 | 611 | 31,600 | 147 | 9,964 | 354 | 11,833 | 383 | 8,843 | S.A. |
| 383 | 24,339 | 439 | 54,453 | 341 | 18,093 | 44 | 2,914 | 86 | 3,191 | 243 | 7,307 | Del. |
| 432 | 21,897 | 485 | 72,314 | 367 | 25,059 | 72 | 4,178 | 149 | 6,319 | 340 | 10,870 | Md. |
| 369 | 19,354 | 360 | 54,452 | 316 | 21,921 | 55 | 3,788 | 107 | 4,704 | 322 | 8,051 | D.C. |
| 172 | 19,093 | 341 | 58,760 | 197 | 8,506 | 23 | 1,278 | 54 | 1,577 | 174 | 3,738 | Va. |
| 211 | 14,651 | 335 | 68,711 | 211 | 8,749 | 42 | 1,793 | 74 | (D) | 161 | 3,454 | W.Va. |
| 210 | 18,530 | 278 | 39,006 | 306 | 22,304 | 77 | 5,864 | 110 | 5,250 | 248 | 7,513 | N.C. |
| 245 | 11,700 | 421 | 46,135 | 339 | 19,764 | 83 | 7,021 | 134 | 5,366 | 229 | 6,451 | S.C. |
| 918 | 61,454 | 1,607 | 232,631 | 1,236 | 91,773 | 279 | 29,476 | 455 | 23,346 | 1,098 | 26,683 | Ga. |
| 73 | 4,829 | 127 | 25,001 | 121 | 4,488 | 26 | 1,222 | 58 | (D) | 48 | 1,789 | Fla. |
| 81 | 6,136 | 116 | 16,578 | 130 | 4,730 | 28 | 1,644 | 69 | 2,847 | 56 | 1,862 | Ark. |
| 43 | 5,346 | 62 | 8,990 | 79 | 2,836 | 17 | 960 | 30 | (D) | 39 | 1,072 | La. |
| 192 | 11,655 | 240 | 34,387 | 278 | 12,835 | 67 | 5,243 | 153 | 8,470 | 125 | 4,429 | Okla. |
| 66 | 4,806 | 104 | 13,121 | 120 | 6,200 | 33 | 1,972 | 42 | 2,345 | 63 | 1,814 | Texas |
| 72 | 9,474 | 105 | 17,717 | 169 | 8,517 | 26 | 2,336 | 79 | 2,811 | 62 | 2,258 | Mt. |
| 94 | 5,970 | 99 | 16,236 | 109 | 6,165 | 15 | 1,955 | 63 | 4,416 | 68 | 1,690 | Mont. |
| 44 | 5,784 | 17 | 3,405 | 51 | 3,007 | 7 | (D) | 21 | (D) | 20 | 787 | Idaho |
| 490 | 75,248 | 431 | 86,866 | 434 | 28,596 | 114 | 12,783 | 303 | 13,608 | 234 | 7,203 | Wyo. |
| 294 | 31,975 | 319 | 64,522 | 319 | 16,540 | 90 | 6,588 | 223 | 9,839 | 185 | 4,955 | Colo. |
| 603 | 45,443 | 1,554 | 283,717 | 2,228 | 140,547 | 980 | 78,124 | 1,106 | 54,660 | 1,236 | 37,106 | N.Mex. |

Table 1J. RETAIL TRADE: 1954—UNITED STATES BY KIND OF BUSINESS, BY REGIONS, GEOGRAPHIC DIVISIONS,
AND STATES—Continued
Establishments and Sales

| Region, division, and State | Other retail stores—Continued | | | | | | | | | |
|------------------------------|-------------------------------|--------------------|----------------------------|--------------------|--------------------------------|--------------------|----------------------------|--------------------|------------------------------------|--------------------|
| | Cigar stores, stands | | News dealers, newsstands | | Gift, novelty, souvenir stores | | Music stores | | Camera, photographic supply stores | |
| | Establishments (Number) | Sales (\$1,000) | Establishments (Number) | Sales (\$1,000) | Establishments (Number) | Sales (\$1,000) | Establishments (Number) | Sales (\$1,000) | Establishments (Number) | Sales (\$1,000) |
| United States, total.. | 6,068 | 233,124 | 7,178 | 248,438 | 12,149 | 282,966 | 5,810 | 375,330 | 2,896 | 278,101 |
| Regions: | | | | | | | | | | |
| The Northeastern States.... | 2,783 | 116,565 | 3,503 | 132,724 | 4,253 | 99,792 | 1,589 | 89,025 | 966 | (D) |
| The North Central States.... | 1,701 | 62,190 | 1,423 | 49,555 | 3,005 | 69,498 | 1,827 | 119,116 | 771 | (D) |
| The South..... | 689 | (D) | 1,411 | 39,113 | 2,613 | 54,477 | 1,326 | 95,457 | 506 | 48,544 |
| The West..... | 895 | (D) | 841 | 27,046 | 2,278 | 59,199 | 1,068 | 71,732 | 653 | 58,339 |
| The Northeastern States: | | | | | | | | | | |
| New England..... | 430 | 20,597 | 643 | 36,402 | 1,166 | 23,202 | 342 | 15,012 | 238 | (D) |
| Middle Atlantic..... | 2,353 | 95,968 | 2,860 | 96,322 | 3,087 | 76,590 | 1,247 | 74,013 | 728 | 78,067 |
| The North Central States: | | | | | | | | | | |
| East North Central..... | 1,255 | 47,541 | 1,045 | 39,675 | 2,186 | 50,918 | 1,289 | 78,350 | 582 | 57,948 |
| West North Central..... | 446 | 14,649 | 378 | 9,880 | 819 | 18,580 | 538 | 40,766 | 189 | (D) |
| The South: | | | | | | | | | | |
| South Atlantic..... | 348 | (D) | 744 | 22,868 | 1,586 | 34,891 | 633 | 43,588 | 292 | 22,277 |
| East South Central..... | 70 | (D) | 183 | 4,093 | 404 | 8,003 | 213 | 14,973 | 75 | 6,250 |
| West South Central..... | 271 | 8,496 | 484 | 12,152 | 623 | 11,583 | 480 | 36,896 | 139 | 20,017 |
| The West: | | | | | | | | | | |
| Mountain..... | 167 | (D) | 193 | 6,573 | 712 | 19,813 | 242 | 15,553 | 117 | 9,059 |
| Pacific..... | 728 | 25,274 | 648 | 20,473 | 1,566 | 39,386 | 826 | 56,179 | 536 | 49,280 |
| New England: | | | | | | | | | | |
| Maine..... | 22 | 1,017 | 39 | 2,269 | 149 | 2,337 | 23 | 624 | 14 | 1,196 |
| New Hampshire..... | 12 | 664 | 39 | 2,426 | 91 | 1,731 | 28 | 760 | 17 | 862 |
| Vermont..... | 9 | 228 | 26 | 1,179 | 67 | 971 | 10 | 320 | 3 | 123 |
| Massachusetts..... | 240 | 12,884 | 327 | 22,122 | 568 | 11,298 | 156 | 7,035 | 122 | 9,185 |
| Rhode Island..... | 24 | 895 | 75 | 3,042 | 86 | 1,993 | 26 | 1,290 | 21 | (D) |
| Connecticut..... | 123 | 4,909 | 137 | 5,364 | 205 | 4,872 | 99 | 4,983 | 61 | 4,163 |
| Middle Atlantic: | | | | | | | | | | |
| New York..... | 1,393 | 61,507 | 1,628 | 52,381 | 1,459 | 41,476 | 593 | 41,917 | 436 | 53,474 |
| New Jersey..... | 296 | 12,494 | 441 | 17,555 | 660 | 16,134 | 199 | 10,362 | 107 | 8,370 |
| Pennsylvania..... | 664 | 21,967 | 791 | 26,386 | 968 | 18,980 | 455 | 21,734 | 185 | 16,223 |
| East North Central: | | | | | | | | | | |
| Ohio..... | 322 | 11,042 | 219 | 8,230 | 485 | 9,835 | 333 | 21,981 | 156 | 13,405 |
| Indiana..... | 168 | 5,235 | 84 | 3,592 | 206 | 4,387 | 166 | 10,174 | 59 | 6,718 |
| Illinois..... | 463 | 20,231 | 526 | 19,033 | 700 | 18,400 | 339 | 20,854 | 178 | 18,932 |
| Michigan..... | 192 | 6,445 | 144 | 5,763 | 495 | 11,470 | 271 | 17,902 | 124 | 13,479 |
| Wisconsin..... | 110 | 4,588 | 72 | 3,057 | 300 | 6,826 | 180 | 7,439 | 65 | 5,414 |
| West North Central: | | | | | | | | | | |
| Minnesota..... | 75 | 2,562 | 62 | 1,743 | 194 | 3,586 | 126 | 8,316 | 37 | 3,191 |
| Iowa..... | 97 | 3,254 | 58 | 1,361 | 117 | 2,335 | 121 | 6,784 | 40 | 4,184 |
| Missouri..... | 186 | 6,031 | 124 | 3,490 | 275 | 7,745 | 136 | 13,339 | 52 | 6,054 |
| North Dakota..... | ... | ... | 14 | 466 | 32 | 615 | 17 | 921 | 2 | (D) |
| South Dakota..... | 15 | 416 | 13 | 337 | 36 | 808 | 23 | 1,719 | 11 | 689 |
| Nebraska..... | 53 | 1,665 | 33 | 846 | 47 | 915 | 41 | 3,930 | 10 | 874 |
| Kansas..... | 20 | 721 | 74 | 1,637 | 118 | 2,576 | 74 | 5,757 | 37 | 2,440 |
| South Atlantic: | | | | | | | | | | |
| Delaware..... | 22 | 1,122 | 28 | 1,299 | 28 | 763 | 9 | 696 | 8 | 701 |
| Maryland..... | 27 | 2,269 | 90 | 2,867 | 162 | 3,727 | 74 | 4,004 | 23 | 2,814 |
| District of Columbia..... | 32 | (D) | 72 | 2,824 | 91 | 3,702 | 30 | 5,786 | 26 | 3,742 |
| Virginia..... | 33 | 1,466 | 91 | 3,154 | 169 | 3,894 | 70 | 5,759 | 44 | 3,179 |
| West Virginia..... | 25 | 549 | 82 | 3,004 | 65 | 1,038 | 62 | 3,272 | 13 | 982 |
| North Carolina..... | 42 | 924 | 122 | 3,144 | 176 | 3,329 | 96 | 6,964 | 38 | 2,715 |
| South Carolina..... | 12 | 240 | 46 | 901 | 74 | 1,375 | 57 | 2,586 | 16 | 1,134 |
| Georgia..... | 24 | 910 | 63 | 1,626 | 111 | 2,935 | 93 | 5,115 | 14 | 1,189 |
| Florida..... | 131 | 3,650 | 150 | 4,049 | 710 | 14,128 | 142 | 9,406 | 110 | 5,821 |
| East South Central: | | | | | | | | | | |
| Kentucky..... | 16 | 906 | 54 | 1,203 | 123 | 2,210 | 55 | 2,710 | 20 | 2,124 |
| Tennessee..... | 32 | 1,128 | 35 | 1,027 | 158 | 3,564 | 80 | 6,384 | 35 | 2,557 |
| Alabama..... | 9 | 255 | 63 | 1,293 | 62 | 1,065 | 46 | 3,859 | 13 | 1,004 |
| Mississippi..... | 13 | (D) | 31 | 570 | 61 | 1,164 | 32 | 2,020 | 7 | 565 |
| West South Central: | | | | | | | | | | |
| Arkansas..... | 28 | 869 | 55 | 910 | 79 | 1,336 | 27 | 2,325 | 5 | 590 |
| Louisiana..... | 33 | 1,779 | 66 | 1,970 | 112 | 1,887 | 73 | 5,415 | 16 | 1,634 |
| Oklahoma..... | 58 | 1,183 | 43 | 1,151 | 86 | 1,501 | 75 | 6,968 | 29 | 2,880 |
| Texas..... | 152 | 4,665 | 320 | 8,121 | 346 | 6,859 | 305 | 22,188 | 89 | 14,913 |
| Mountain: | | | | | | | | | | |
| Montana..... | 11 | (D) | 27 | 954 | 63 | 1,198 | 27 | 1,625 | 9 | 663 |
| Idaho..... | 25 | 782 | 11 | 303 | 22 | 555 | 22 | 1,638 | 13 | 628 |
| Wyoming..... | 24 | 868 | 15 | 313 | 69 | 2,518 | 17 | 765 | 3 | 199 |
| Colorado..... | 70 | 1,851 | 36 | 961 | 177 | 4,651 | 61 | 3,780 | 33 | 3,229 |
| New Mexico..... | 8 | 226 | 44 | 1,271 | 143 | 3,590 | 29 | 1,760 | 19 | 998 |
| Arizona..... | 10 | 240 | 36 | 1,172 | 158 | 4,558 | 38 | 2,543 | 21 | 1,865 |
| Utah..... | 10 | 732 | 9 | 259 | 36 | 732 | 37 | 3,038 | 13 | 1,095 |
| Nevada..... | 9 | 396 | 15 | 1,340 | 44 | 2,011 | 11 | 404 | 6 | 382 |
| Pacific: | | | | | | | | | | |
| Washington..... | 101 | 3,626 | 56 | 1,045 | 169 | 2,974 | 114 | 8,224 | 49 | 4,526 |
| Oregon..... | 61 | 1,489 | 58 | 1,384 | 126 | 1,957 | 69 | 4,640 | 35 | 2,241 |
| California..... | 566 | 20,159 | 534 | 18,044 | 1,271 | 34,455 | 643 | 43,315 | 452 | 42,513 |

(D) Withheld to avoid disclosure. ... Represent zero.

¹Includes establishments in kinds of business not separately listed. See Introduction, Kind-of-Business Classification.
in 1954 which could not be classified by detailed kind of business. See Introduction, Kind-of-Business Classification.

²May include data for establishments without payroll

UNITED STATES SUMMARY

Table 1J. RETAIL TRADE: 1954-UNITED STATES BY KIND OF BUSINESS, BY REGIONS, GEOGRAPHIC DIVISIONS, AND STATES-Continued
Establishments and Sales

| Nonstore retailers | | | | | | | | | | Region, division, and State |
|--------------------|--------------------------|---|---|----------------------------|--------------------|---|--------------------|---------------------------------------|--------------------|-----------------------------------|
| Total | | | | Mail order houses | | Direct selling (house-to-house) organizations | | Merchandise vending machine operators | | |
| Establishments | | Sales | | Establishments (Number) | Sales (\$1,000) | Establishments (Number) | Sales (\$1,000) | Establishments (Number) | Sales (\$1,000) | |
| Total (Number) | With payroll (Number) | Total, all establishments (\$1,000) | Establishments with payroll (\$1,000) | | | | | | | |
| 78,508 | 14,478 | 4,513,875 | 3,737,289 | 2,019 | 1,604,939 | 70,744 | 2,272,840 | 5,715 | 636,096 | U. S. |
| 26,179 | 5,797 | 1,508,485 | 1,238,681 | 912 | 385,947 | 23,625 | 890,721 | 1,642 | 321,817 | Regions |
| 23,288 | 4,058 | 1,591,237 | 1,364,209 | 507 | 745,603 | 21,030 | 677,427 | 1,751 | 168,207 | NE |
| 18,338 | 3,110 | 892,650 | 725,882 | 351 | 283,763 | 16,490 | 452,378 | 1,497 | 156,509 | N.C. |
| 10,703 | 1,513 | 521,503 | 408,517 | 249 | 189,626 | 9,629 | 252,314 | 825 | 79,563 | South West |
| 6,179 | 1,235 | 323,100 | 263,384 | 159 | 84,215 | 5,596 | 190,649 | 424 | 48,236 | NE |
| 20,000 | 4,562 | 1,185,385 | 975,297 | 753 | 301,732 | 18,029 | 700,072 | 1,218 | 183,581 | N.E. M.A. |
| 15,479 | 2,983 | 1,158,314 | 1,002,618 | 381 | 507,520 | 13,846 | 516,470 | 1,252 | 134,324 | N.C. |
| 7,809 | 1,075 | 432,923 | 361,591 | 126 | 238,083 | 7,184 | 160,957 | 499 | 33,883 | E.N.C. W.N.C. |
| 9,032 | 1,622 | 468,125 | 389,089 | 215 | (D) | 8,190 | 231,911 | 627 | (D) | South |
| 3,276 | 552 | 141,623 | 111,623 | 48 | (D) | 2,936 | 68,484 | 292 | (D) | S.A. |
| 6,030 | 936 | 282,902 | 225,170 | 88 | (D) | 5,364 | 151,983 | 578 | (D) | E.S.C. W.S.C. |
| 2,105 | 339 | 85,007 | 66,477 | 38 | (D) | 1,865 | 45,918 | 202 | (D) | West |
| 8,598 | 1,174 | 436,496 | 342,040 | 211 | (D) | 7,764 | 206,396 | 623 | (D) | Mt. Pac. |
| 491 | 101 | 16,095 | 11,851 | 7 | 2,049 | 457 | 11,833 | 27 | 2,213 | N.E. |
| 330 | 80 | 9,489 | 6,749 | 13 | 301 | 282 | 7,707 | 35 | 1,481 | Maine |
| 171 | 45 | 4,817 | 3,453 | 8 | 527 | 150 | 3,486 | 13 | 804 | N.H. |
| 3,224 | 576 | 217,759 | 184,627 | 84 | 72,372 | 2,964 | 118,238 | 176 | 27,149 | Vt. |
| 627 | 111 | 26,210 | 20,308 | 10 | (D) | 575 | 17,007 | 42 | (D) | Mass. |
| 1,336 | 322 | 48,730 | 36,396 | 37 | (D) | 1,168 | 32,378 | 131 | (D) | R.I. Conn. |
| 9,892 | 2,154 | 535,946 | 432,066 | 547 | 101,611 | 8,713 | 340,652 | 632 | 93,683 | M.A. |
| 3,453 | 849 | 205,863 | 161,459 | 94 | 44,101 | 3,134 | 131,141 | 225 | 30,621 | N.Y. |
| 6,655 | 1,559 | 443,576 | 381,772 | 112 | 156,020 | 6,182 | 228,279 | 361 | 59,277 | N.J. Pa. |
| 4,369 | 759 | 171,558 | 130,518 | 70 | 8,171 | 3,927 | 122,626 | 372 | 40,761 | E.N.C. |
| 1,413 | 365 | 85,281 | 74,657 | 37 | 17,921 | 1,259 | 52,342 | 117 | 15,018 | Ohio |
| 4,962 | 936 | 678,147 | 627,487 | 185 | 467,973 | 4,427 | 178,248 | 350 | 31,926 | Ind. |
| 2,907 | 587 | 157,392 | 120,910 | 39 | 3,553 | 2,595 | 119,135 | 273 | 34,704 | Ill. |
| 1,828 | 336 | 65,936 | 49,046 | 50 | 9,902 | 1,638 | 44,119 | 140 | 11,915 | Mich. Wis. |
| 1,570 | 222 | 129,316 | 114,334 | 32 | (D) | 1,438 | 39,065 | 100 | (D) | W.N.C. |
| 1,932 | 192 | 44,130 | 26,990 | 30 | 7,983 | 1,813 | 34,032 | 89 | 2,115 | Minn. |
| 2,374 | 386 | 211,633 | 187,683 | 38 | 142,019 | 2,160 | 52,593 | 176 | 17,021 | Iowa |
| 149 | 25 | 4,060 | 3,044 | 1 | (D) | 129 | 3,589 | 19 | (D) | Mo. |
| 323 | 25 | 5,102 | 2,708 | 3 | (D) | 306 | 3,069 | 14 | (D) | N.Dak. |
| 603 | 81 | 17,020 | 11,834 | 6 | (D) | 561 | 13,774 | 36 | (D) | S.Dak. |
| 858 | 144 | 21,662 | 14,998 | 16 | 1,475 | 777 | 14,835 | 65 | 5,352 | Nebr. Kans. |
| 189 | 47 | 9,993 | 8,725 | 7 | (D) | 172 | 7,606 | 10 | (D) | S.A. |
| 1,567 | 287 | 105,934 | 89,328 | 28 | (D) | 1,425 | 45,637 | 114 | (D) | Del. |
| 341 | 65 | 25,445 | 22,373 | 9 | (D) | 314 | 14,780 | 18 | (D) | Ma. |
| 1,206 | 236 | 41,748 | 31,556 | 20 | 4,575 | 1,115 | 28,961 | 71 | 8,212 | D.C. |
| 515 | 93 | 19,638 | 16,152 | 6 | 323 | 457 | 15,662 | 52 | 3,653 | Va. |
| 1,440 | 234 | 81,265 | 67,627 | 20 | (D) | 1,354 | 40,365 | 66 | (D) | W. Va. |
| 599 | 149 | 15,439 | 11,245 | 5 | 973 | 522 | 10,278 | 72 | 4,188 | N.C. |
| 1,148 | 226 | 101,958 | 91,728 | 21 | (D) | 1,014 | 27,249 | 113 | (D) | S.C. |
| 2,027 | 285 | 66,705 | 50,355 | 99 | 15,351 | 1,817 | 41,373 | 111 | 9,981 | S.C. Ga. Fla. |
| 782 | 154 | 27,031 | 20,309 | 7 | 140 | 702 | 18,603 | 73 | 8,288 | E.S.C. |
| 1,152 | 176 | 82,336 | 70,972 | 22 | (D) | 999 | 24,503 | 131 | (D) | Ky. |
| 902 | 138 | 22,739 | 14,351 | 15 | 389 | 835 | 17,635 | 52 | 4,715 | Tenn. |
| 440 | 84 | 9,517 | 5,991 | 4 | 90 | 400 | 7,743 | 36 | 1,684 | Ala. Miss. |
| 487 | 77 | 11,687 | 6,795 | 9 | 328 | 430 | 8,269 | 48 | 3,090 | W.S.C. |
| 951 | 197 | 58,845 | 48,019 | 7 | 622 | 859 | 44,379 | 85 | 13,844 | Ark. |
| 840 | 94 | 25,877 | 17,505 | 6 | 406 | 758 | 16,490 | 76 | 8,981 | Ia. |
| 3,752 | 568 | 186,493 | 152,851 | 66 | (D) | 3,317 | 82,845 | 369 | (D) | Okla. Texas |
| 233 | 39 | 4,738 | 2,892 | 1 | (D) | 216 | 4,131 | 16 | (D) | Mt. |
| 217 | 29 | 6,125 | 4,351 | ... | ... | 199 | 5,908 | 18 | 217 | Mont. |
| 104 | 12 | 1,527 | 665 | 1 | (D) | 99 | 1,288 | 4 | (D) | Idaho |
| 577 | 99 | 45,344 | 40,324 | 19 | (D) | 500 | 14,255 | 58 | (D) | Wyo. |
| 264 | 38 | 6,354 | 4,174 | 5 | 105 | 223 | 4,246 | 36 | 2,003 | Colo. |
| 353 | 59 | 9,284 | 5,996 | 7 | 181 | 306 | 6,834 | 40 | 2,260 | N.Mex. |
| 279 | 47 | 8,119 | 5,375 | 5 | 152 | 255 | 6,944 | 19 | 1,023 | Ariz. |
| 78 | 16 | 3,516 | 2,700 | ... | ... | 67 | 2,303 | 11 | 1,213 | Utah Nev. |
| 1,217 | 153 | 80,853 | 69,013 | 18 | (D) | 1,111 | 28,331 | 88 | (D) | Pac. |
| 835 | 83 | 36,492 | 28,624 | 14 | (D) | 777 | 13,378 | 44 | (D) | Wash. |
| 6,546 | 938 | 319,151 | 244,403 | 179 | 98,730 | 5,876 | 164,687 | 491 | 55,734 | Oreg. Calif. |

RETAIL TRADE—AREA STATISTICS

Table 1K. RETAIL TRADE: 1954—STANDARD METROPOLITAN AREAS, BY KIND OF BUSINESS

| Standard metropolitan area | Retail trade, total | | | | Food stores | | | | | |
|---|---------------------|-----------------------------|--|--|--------------------|-----------------------------|--|--|---------------------------------|--------------------|
| | Establishments | | Sales | | Total ¹ | | | | Grocery stores | |
| | Total (Number) | With payroll (Number) | Total, all establish- ments (\$1,000) | Establish- ments with payroll (\$1,000) | Establishments | | Sales | | Establish- ments (Number) | Sales (\$1,000) |
| | | | | | Total (Number) | With payroll (Number) | Total, all establish- ments (\$1,000) | Establish- ments with payroll (\$1,000) | | |
| Akron, Ohio..... | 4,070 | 2,926 | 525,639 | 500,761 | 932 | 616 | 129,124 | 119,996 | 598 | 101,567 |
| Albany-Schenectady-Troy, New York..... | 6,481 | 4,051 | 655,072 | 599,130 | 1,564 | 708 | 161,169 | 136,821 | 1,058 | 136,418 |
| Albuquerque, New Mexico..... | 1,902 | 1,292 | 218,119 | 207,103 | 355 | 165 | 45,408 | 41,676 | 282 | 42,595 |
| Allentown-Bethlehem-Easton, Pennsylvania..... | 5,968 | 3,280 | 476,407 | 432,817 | 1,370 | 568 | 109,759 | 90,851 | 1,005 | 94,524 |
| Altoona, Pennsylvania..... | 1,437 | 971 | 119,518 | 110,646 | 417 | 255 | 32,797 | 29,501 | 152 | 27,642 |
| Amarillo, Texas..... | 1,314 | 902 | 174,543 | 163,581 | 149 | 105 | 29,286 | 27,594 | 226 | 27,321 |
| Asheville, North Carolina..... | 1,195 | 763 | 119,293 | 111,523 | 299 | 113 | 26,118 | 22,200 | 272 | 24,252 |
| Atlanta, Georgia..... | 6,367 | 4,397 | 965,045 | 929,565 | 1,438 | 802 | 194,086 | 180,962 | 1,160 | 182,958 |
| Atlantic City, New Jersey..... | 2,765 | 1,927 | 219,485 | 203,335 | 520 | 280 | 49,243 | 43,703 | 287 | 37,057 |
| Augusta, Georgia..... | 1,845 | 1,157 | 195,579 | 180,593 | 543 | 193 | 51,829 | 44,271 | 492 | 50,147 |
| Austin, Texas..... | 1,597 | 1,123 | 187,432 | 179,570 | 248 | 152 | 38,924 | 36,870 | 209 | 36,539 |
| Baltimore, Maryland..... | 14,617 | 9,185 | 1,557,885 | 1,446,745 | 4,209 | 1,953 | 378,519 | 323,407 | 2,441 | 309,198 |
| Baton Rouge, Louisiana..... | 1,455 | 1,061 | 197,760 | 188,710 | 347 | 161 | 38,780 | 34,668 | 308 | 36,541 |
| Bay City, Michigan..... | 1,039 | 771 | 102,171 | 95,913 | 239 | 149 | 24,376 | 21,696 | 187 | 20,873 |
| Beaumont-Port Arthur, Texas..... | 2,223 | 1,533 | 244,845 | 231,889 | 495 | 255 | 61,788 | 56,088 | 439 | 58,592 |
| Binghamton, New York..... | 2,148 | 1,458 | 220,625 | 205,247 | 475 | 241 | 52,655 | 46,359 | 362 | 48,134 |
| Birmingham, Alabama..... | 4,763 | 3,039 | 533,422 | 503,080 | 1,332 | 650 | 130,238 | 114,870 | 1,193 | 122,420 |
| Boston, Massachusetts..... | 24,648 | 16,922 | 3,010,092 | 2,858,026 | 5,968 | 3,436 | 769,346 | 706,374 | 2,984 | 620,417 |
| Bridgeport, Connecticut..... | 3,142 | 2,128 | 324,706 | 302,876 | 721 | 413 | 86,069 | 77,651 | 480 | 71,022 |
| Brockton, Massachusetts..... | 1,632 | 1,046 | 153,370 | 142,308 | 341 | 177 | 38,746 | 34,716 | 225 | 35,325 |
| Buffalo, New York..... | 12,373 | 8,559 | 1,362,921 | 1,275,825 | 3,069 | 1,667 | 340,720 | 299,222 | 1,490 | 260,707 |
| Canton, Ohio..... | 3,147 | 2,287 | 331,014 | 314,440 | 696 | 472 | 86,234 | 80,280 | 490 | 73,355 |
| Cedar Rapids, Iowa..... | 1,193 | 813 | 150,175 | 142,487 | 223 | 123 | 27,893 | 24,471 | 178 | 25,471 |
| Charleston, South Carolina..... | 1,701 | 1,115 | 158,623 | 146,725 | 457 | 223 | 38,722 | 34,204 | 397 | 36,837 |
| Charleston, West Virginia..... | 2,916 | 1,890 | 289,912 | 273,518 | 885 | 516 | 76,818 | 68,118 | 775 | 72,375 |
| Charlotte, North Carolina..... | 1,898 | 1,248 | 264,258 | 252,024 | 386 | 200 | 43,601 | 39,389 | 351 | 42,000 |
| Chattanooga, Tennessee..... | 2,690 | 1,780 | 269,120 | 250,792 | 698 | 360 | 64,988 | 57,174 | 644 | 62,753 |
| Chicago, Illinois..... | 57,878 | 37,022 | 7,539,090 | 7,074,714 | 13,260 | 7,296 | 1,654,537 | 1,487,285 | 8,049 | 1,349,467 |
| Cincinnati, Ohio..... | 9,930 | 7,206 | 1,151,383 | 1,096,765 | 2,642 | 1,786 | 279,482 | 256,176 | 1,461 | 218,036 |
| Cleveland, Ohio..... | 15,419 | 10,303 | 1,966,553 | 1,849,667 | 4,064 | 2,388 | 482,792 | 431,172 | 1,847 | 355,661 |
| Columbia, South Carolina..... | 1,464 | 976 | 162,407 | 151,715 | 337 | 185 | 32,029 | 28,701 | 294 | 30,221 |
| Columbus, Georgia..... | 1,727 | 1,067 | 154,180 | 142,496 | 542 | 196 | 36,821 | 30,897 | 508 | 35,561 |
| Columbus, Ohio..... | 5,284 | 3,830 | 719,863 | 688,919 | 1,114 | 712 | 161,203 | 149,925 | 737 | 136,035 |
| Corpus Christi, Texas..... | 1,958 | 1,406 | 224,775 | 215,897 | 379 | 215 | 51,541 | 48,347 | 339 | 49,633 |
| Dallas, Texas..... | 7,357 | 4,975 | 1,093,923 | 1,042,807 | 1,207 | 733 | 214,754 | 203,242 | 1,073 | 207,296 |
| Davenport, Iowa-Rock Island-Moline, Illinois..... | 2,634 | 1,928 | 290,955 | 276,967 | 445 | 297 | 64,219 | 60,287 | 340 | 59,403 |
| Dayton, Ohio..... | 4,121 | 3,153 | 605,966 | 585,530 | 902 | 596 | 142,148 | 132,834 | 643 | 126,162 |
| Decatur, Illinois..... | 1,073 | 761 | 133,250 | 128,128 | 175 | 111 | 28,789 | 27,445 | 144 | 27,038 |
| Denver, Colorado..... | 6,050 | 4,244 | 887,548 | 852,274 | 1,037 | 619 | 196,832 | 187,300 | 695 | 180,181 |
| Des Moines, Iowa..... | 2,567 | 1,767 | 309,954 | 295,520 | 471 | 281 | 61,545 | 56,587 | 381 | 56,561 |
| Detroit, Michigan..... | 29,380 | 21,716 | 4,216,003 | 4,039,803 | 6,844 | 4,382 | 979,940 | 907,134 | 4,591 | 834,901 |
| Dubuque, Iowa..... | 909 | 615 | 87,613 | 81,275 | 181 | 99 | 17,797 | 15,249 | 148 | 16,332 |
| Duluth, Minnesota-Superior, Wisconsin..... | 3,114 | 2,054 | 279,887 | 258,687 | 747 | 423 | 70,956 | 63,672 | 613 | 63,764 |
| Durham, North Carolina..... | 962 | 634 | 102,288 | 96,964 | 265 | 135 | 21,333 | 19,109 | 219 | 20,140 |
| El Paso, Texas..... | 1,985 | 1,311 | 245,403 | 233,303 | 450 | 210 | 56,091 | 51,947 | 403 | 53,422 |
| Erie, Pennsylvania..... | 2,503 | 1,531 | 252,702 | 231,784 | 586 | 254 | 60,293 | 50,777 | 401 | 52,175 |
| Evansville, Indiana..... | 1,524 | 1,216 | 183,593 | 177,327 | 336 | 240 | 43,057 | 40,635 | 292 | 40,909 |
| Fall River, Massachusetts..... | 1,682 | 1,036 | 135,948 | 124,116 | 451 | 223 | 35,431 | 30,463 | 225 | 26,494 |
| Flint, Michigan..... | 2,865 | 2,243 | 420,649 | 408,139 | 534 | 410 | 94,248 | 90,524 | 449 | 88,270 |
| Fort Smith, Arkansas..... | 905 | 593 | 85,748 | 78,844 | 168 | 68 | 17,345 | 15,311 | 154 | 16,553 |
| Fort Wayne, Indiana..... | 1,739 | 1,353 | 239,671 | 231,993 | 285 | 199 | 39,998 | 37,794 | 215 | 35,316 |
| Fort Worth, Texas..... | 4,254 | 2,698 | 563,642 | 528,272 | 789 | 441 | 126,226 | 118,408 | 715 | 123,474 |
| Fresno, California..... | 3,761 | 2,351 | 369,863 | 336,167 | 781 | 423 | 96,392 | 84,166 | 585 | 82,040 |
| Gadsden, Alabama..... | 927 | 509 | 72,005 | 63,053 | 332 | 98 | 20,236 | 14,724 | 314 | 19,400 |
| Galveston, Texas..... | 1,496 | 1,028 | 126,450 | 118,672 | 278 | 150 | 32,151 | 29,327 | 227 | 29,282 |
| Grand Rapids, Michigan..... | 3,063 | 2,319 | 393,926 | 375,874 | 580 | 446 | 89,826 | 85,934 | 413 | 79,446 |
| Green Bay, Wisconsin..... | 1,387 | 857 | 129,203 | 120,063 | 212 | 130 | 31,400 | 29,124 | 162 | 28,345 |
| Greensboro-High Point, North Carolina..... | 2,081 | 1,321 | 246,724 | 230,440 | 516 | 256 | 48,381 | 42,345 | 467 | 45,533 |
| Greenville, South Carolina..... | 1,798 | 1,090 | 173,668 | 157,634 | 408 | 164 | 39,287 | 34,481 | 386 | 38,850 |
| Hamilton-Middletown, Ohio..... | 1,536 | 1,110 | 180,836 | 171,210 | 367 | 217 | 40,944 | 36,620 | 306 | 37,365 |
| Hampton-Newport News-Warwick, Virginia..... | 1,375 | 1,069 | 164,559 | 159,185 | 318 | 216 | 42,253 | 40,129 | 221 | 39,022 |
| Harrisburg, Pennsylvania..... | 3,451 | 2,217 | 351,816 | 327,584 | 841 | 391 | 71,773 | 61,445 | 570 | 62,590 |
| Hartford, Connecticut..... | 4,010 | 2,874 | 540,657 | 516,249 | 716 | 446 | 113,751 | 105,363 | 462 | 97,641 |
| Houston, Texas..... | 9,096 | 5,994 | 1,213,580 | 1,157,036 | 1,761 | 995 | 291,368 | 271,754 | 1,477 | 273,324 |
| Huntington, West Virginia-Ashland, Kentucky..... | 2,432 | 1,530 | 222,994 | 206,350 | 747 | 289 | 56,131 | 46,835 | 669 | 54,378 |
| Indianapolis, Indiana..... | 5,104 | 4,060 | 826,931 | 809,083 | 997 | 729 | 156,341 | 151,079 | 682 | 142,203 |
| Jackson, Michigan..... | 1,197 | 909 | 126,679 | 120,191 | 243 | 157 | 29,321 | 26,501 | 202 | 26,716 |
| Jackson, Mississippi..... | 1,274 | 914 | 157,011 | 149,989 | 299 | 173 | 33,320 | 30,684 | 287 | 32,824 |
| Jacksonville, Florida..... | 3,430 | 2,196 | 438,818 | 416,160 | 782 | 318 | 108,494 | 98,758 | 566 | 99,753 |
| Johnstown, Pennsylvania..... | 2,832 | 1,624 | 222,725 | 203,319 | 708 | 360 | 55,635 | 49,827 | 582 | 51,582 |
| Kalamazoo, Michigan..... | 1,218 | 970 | 164,394 | 159,606 | 218 | 170 | 35,292 | 33,958 | 167 | 31,465 |
| Kansas City, Missouri..... | 5,969 | 5,969 | 1,274,497 | 1,213,327 | 1,573 | 975 | 237,996 | 222,994 | 1,180 | 221,914 |
| Kenosha, Wisconsin..... | 1,075 | 687 | 87,633 | 80,249 | 224 | 130 | 23,535 | 20,647 | 160 | 19,002 |
| Knoxville, Tennessee..... | 2,907 | 1,901 | 342,335 | 321,889 | 729 | 349 | 83,045 | 74,593 | 662 | 79,534 |
| Lancaster, Pennsylvania..... | 2,860 | 1,856 | 268,262 | 249,312 | 692 | 364 | 54,301 | 46,537 | 406 | 41,612 |
| Lansing, Michigan..... | 1,606 | 1,304 | 251,097 | 244,529 | 307 | 221 | 50,170 | 46,537 | 242 | 49,236 |
| Laredo, Texas..... | 517 | 329 | 47,280 | 44,734 | 134 | 62 | 11,505 | 10,391 | 113 | 11,026 |
| Lawrence, Massachusetts..... | 1,577 | 967 | 120,110 | 108,246 | 490 | 204 | 31,047 | 24,323 | 234 | 22,956 |
| Lexington, Kentucky..... | 1,090 | 826 | 129,508 | 124,286 | 210 | 132 | 24,488 | 22,610 | 184 | 23,517 |
| Lima, Ohio..... | 1,078 | 784 | 109,684 | 104,978 | 209 | 139 | 24,913 | 23,279 | 161 | 22,137 |
| Lincoln, Nebraska..... | 1,158 | 858 | 152,393 | 145,763 | 172 | 112 | 25,263 | 23,873 | 128 | 23,324 |
| Little Rock-North Little Rock, Arkansas..... | 2,159 | 1,361 | 224,068 | 209,942 | 563 | 235 | 47,082 | 40,330 | 513 | 45,348 |
| Lorain-Elyria, Ohio..... | 1,696 | 1,212 | 176,015 | 165,005 | 352 | 236 | 46,997 | 43,427 | 233 | 41,183 |
| Los Angeles-Long Beach, California..... | 51,941 | 34,845 | 7,101,059 | 6,717,077 | 8,041 | 4,999 | 1,722,540 | 1,623,826 | 4,485 | 1,487,800 |
| Louisville, Kentucky..... | 5,601 | 4,093 | 721,255 | 691,789 | 1,279 | 807 | 164,415 | 152,679 | 1,004 | 149,906 |

See footnotes at end of table.

Table 1K. RETAIL TRADE: 1954-STANDARD METROPOLITAN AREAS, BY KIND OF BUSINESS-Continued

Establishments, Sales, and Annual Payroll

| Standard metropolitan area | Retail trade, total | | | | Food stores | | | | | |
|---|---------------------|--------------|---------------------------|-----------------------------|--------------------|--------------|---------------------------|-----------------------------|----------------|-----------|
| | Establishments | | Sales | | Total ¹ | | | | Grocery stores | |
| | Total | With payroll | Total, all establishments | Establishments with payroll | Total | With payroll | Total, all establishments | Establishments with payroll | Establishments | Sales |
| | (Number) | (Number) | (\$1,000) | (\$1,000) | (Number) | (Number) | (\$1,000) | (\$1,000) | (Number) | (\$1,000) |
| Lowell, Massachusetts..... | 1,362 | 898 | 126,319 | 117,829 | 392 | 198 | 34,034 | 30,322 | 193 | 28,999 |
| Lubbock, Texas..... | 1,320 | 850 | 171,913 | 160,267 | 239 | 123 | 32,221 | 28,531 | 214 | 31,159 |
| Macon, Georgia..... | 1,305 | 925 | 145,926 | 139,598 | 356 | 188 | 33,591 | 30,237 | 328 | 31,821 |
| Madison, Wisconsin..... | 2,022 | 1,486 | 228,465 | 217,327 | 341 | 233 | 46,647 | 43,651 | 247 | 39,445 |
| Manchester, New Hampshire..... | 1,136 | 776 | 110,567 | 103,707 | 267 | 179 | 27,799 | 25,367 | 191 | 24,624 |
| Memphis, Tennessee..... | 4,457 | 3,341 | 610,734 | 589,950 | 1,001 | 709 | 131,968 | 125,184 | 903 | 126,612 |
| Miami, Florida..... | 8,351 | 5,403 | 989,054 | 934,542 | 1,154 | 652 | 215,151 | 202,863 | 713 | 193,665 |
| Milwaukee, Wisconsin..... | 10,307 | 6,471 | 1,170,022 | 1,088,096 | 2,041 | 1,191 | 266,246 | 237,338 | 1,293 | 214,212 |
| Minneapolis-St. Paul, Minnesota..... | 11,155 | 7,621 | 1,532,019 | 1,457,393 | 2,468 | 1,544 | 325,837 | 298,015 | 1,679 | 269,818 |
| Mobile, Alabama..... | 2,020 | 1,362 | 235,082 | 222,630 | 556 | 292 | 60,282 | 53,880 | 472 | 57,481 |
| Montgomery, Alabama..... | 1,206 | 836 | 152,052 | 145,144 | 332 | 164 | 29,663 | 26,195 | 303 | 28,400 |
| Muncie, Indiana..... | 933 | 745 | 106,146 | 103,008 | 163 | 115 | 24,575 | 23,607 | 136 | 23,788 |
| Nashville, Tennessee..... | 2,987 | 2,129 | 379,774 | 364,066 | 638 | 368 | 82,554 | 75,770 | 574 | 79,891 |
| New Bedford, Massachusetts..... | 1,793 | 1,103 | 141,817 | 129,111 | 456 | 232 | 40,169 | 35,823 | 229 | 34,701 |
| New Britain-Bristol, Connecticut..... | 1,804 | 1,224 | 168,496 | 156,252 | 355 | 207 | 42,683 | 38,431 | 248 | 37,175 |
| New Haven, Connecticut..... | 3,704 | 2,412 | 342,424 | 315,580 | 851 | 421 | 82,201 | 70,975 | 524 | 65,520 |
| New Orleans, Louisiana..... | 7,230 | 4,222 | 762,523 | 705,505 | 1,956 | 754 | 153,055 | 126,749 | 1,499 | 135,762 |
| New York-Northeastern New Jersey..... | 158,445 | 101,333 | 15,915,286 | 14,693,312 | 42,399 | 23,167 | 4,213,112 | 3,697,644 | 17,037 | 2,791,722 |
| Norfolk-Portsmouth, Virginia..... | 3,943 | 3,111 | 505,085 | 490,701 | 1,005 | 693 | 119,375 | 112,771 | 684 | 107,800 |
| Ogden, Utah..... | 793 | 573 | 93,401 | 89,187 | 134 | 80 | 23,631 | 22,141 | 101 | 22,567 |
| Oklahoma City, Oklahoma..... | 3,741 | 2,381 | 445,594 | 417,958 | 661 | 335 | 96,290 | 88,602 | 565 | 89,449 |
| Omaha, Nebraska..... | 3,662 | 2,616 | 484,750 | 463,144 | 694 | 450 | 97,560 | 90,804 | 560 | 89,358 |
| Orlando, Florida..... | 1,896 | 1,224 | 215,294 | 202,842 | 324 | 154 | 42,221 | 38,295 | 250 | 40,706 |
| Peoria, Illinois..... | 2,758 | 2,006 | 300,512 | 287,060 | 487 | 329 | 65,887 | 61,551 | 369 | 59,727 |
| Philadelphia, Pennsylvania..... | 43,613 | 25,741 | 4,314,898 | 3,951,506 | 11,360 | 4,848 | 998,952 | 834,810 | 6,730 | 805,841 |
| Phoenix, Arizona..... | 4,470 | 2,828 | 491,736 | 460,522 | 767 | 363 | 113,362 | 102,421 | 614 | 107,608 |
| Pittsburgh, Pennsylvania..... | 21,940 | 14,238 | 2,271,418 | 2,127,836 | 6,073 | 3,147 | 617,498 | 555,692 | 3,962 | 512,952 |
| Pittsfield, Massachusetts..... | 754 | 532 | 85,112 | 81,152 | 134 | 84 | 21,004 | 19,738 | 88 | 19,063 |
| Portland, Maine..... | 1,306 | 954 | 166,309 | 158,711 | 365 | 225 | 36,709 | 33,211 | 276 | 33,470 |
| Portland, Oregon..... | 8,060 | 5,092 | 904,768 | 844,588 | 1,550 | 896 | 223,362 | 203,968 | 1,029 | 194,304 |
| Providence, Rhode Island..... | 9,528 | 5,398 | 795,162 | 721,774 | 2,270 | 944 | 188,702 | 161,016 | 1,316 | 155,137 |
| Pueblo, Colorado..... | 887 | 637 | 97,606 | 92,894 | 186 | 107 | 25,590 | 23,544 | 166 | 24,241 |
| Racine, Wisconsin..... | 1,458 | 1,018 | 130,516 | 121,766 | 268 | 182 | 32,545 | 29,653 | 183 | 25,537 |
| Raleigh, North Carolina..... | 1,366 | 882 | 153,253 | 143,681 | 317 | 145 | 32,340 | 28,802 | 288 | 26,924 |
| Reading, Pennsylvania..... | 3,299 | 1,973 | 271,684 | 247,710 | 831 | 405 | 67,324 | 58,350 | 449 | 53,872 |
| Richmond, Virginia..... | 3,112 | 2,350 | 421,851 | 408,293 | 804 | 512 | 91,390 | 85,374 | 590 | 81,297 |
| Roanoke, Virginia..... | 1,326 | 968 | 153,880 | 147,590 | 316 | 180 | 32,337 | 29,549 | 251 | 28,949 |
| Rochester, New York..... | 4,950 | 3,416 | 624,421 | 590,037 | 1,154 | 710 | 146,566 | 133,230 | 726 | 122,972 |
| Rockford, Illinois..... | 1,729 | 1,207 | 204,141 | 189,757 | 352 | 194 | 41,907 | 36,617 | 260 | 37,625 |
| Sacramento, California..... | 3,655 | 2,409 | 461,374 | 430,892 | 669 | 391 | 124,621 | 112,867 | 439 | 109,724 |
| Saginaw, Michigan..... | 1,520 | 1,170 | 187,884 | 179,932 | 318 | 212 | 37,510 | 34,274 | 253 | 33,295 |
| St. Joseph, Missouri..... | 1,126 | 766 | 105,637 | 98,985 | 192 | 118 | 23,725 | 21,934 | 166 | 22,534 |
| St. Louis, Missouri..... | 19,136 | 12,648 | 2,062,538 | 1,941,452 | 4,454 | 2,558 | 500,424 | 437,988 | 2,560 | 441,565 |
| Salt Lake City, Utah..... | 2,739 | 1,979 | 367,373 | 351,435 | 499 | 345 | 76,888 | 71,946 | 358 | 70,327 |
| San Angelo, Texas..... | 821 | 527 | 82,081 | 76,943 | 126 | 68 | 18,212 | 16,948 | 113 | 17,898 |
| San Antonio, Texas..... | 5,513 | 3,535 | 552,653 | 525,305 | 1,291 | 673 | 126,973 | 116,211 | 1,065 | 117,615 |
| San Bernardino-Riverside-Ontario, California..... | 6,048 | 4,178 | 628,356 | 586,936 | 928 | 554 | 152,741 | 140,759 | 642 | 140,842 |
| San Diego, California..... | 6,449 | 4,785 | 801,413 | 759,941 | 1,060 | 680 | 189,852 | 175,772 | 686 | 166,745 |
| San Francisco-Oakland, California..... | 26,518 | 17,262 | 3,020,347 | 2,810,095 | 5,778 | 3,372 | 767,719 | 683,615 | 3,418 | 597,724 |
| San Jose, California..... | 4,057 | 2,683 | 464,769 | 434,577 | 775 | 443 | 123,347 | 111,801 | 461 | 104,674 |
| Savannah, Georgia..... | 1,521 | 1,017 | 154,137 | 145,479 | 436 | 200 | 35,742 | 31,628 | 278 | 31,927 |
| Scranton, Pennsylvania..... | 3,463 | 1,723 | 223,734 | 197,270 | 1,044 | 360 | 60,752 | 48,748 | 795 | 53,936 |
| Seattle, Washington..... | 8,178 | 5,386 | 1,008,056 | 949,958 | 1,676 | 948 | 220,457 | 199,273 | 1,047 | 183,224 |
| Shreveport, Louisiana..... | 2,182 | 1,488 | 246,370 | 232,672 | 565 | 291 | 58,074 | 51,396 | 515 | 52,337 |
| Sioux City, Iowa..... | 1,260 | 916 | 149,041 | 142,449 | 224 | 154 | 27,466 | 25,734 | 178 | 25,960 |
| Sioux Falls, South Dakota..... | 881 | 645 | 99,351 | 95,213 | 107 | 63 | 16,615 | 15,675 | 92 | 15,953 |
| South Bend, Indiana..... | 2,020 | 1,566 | 251,767 | 241,863 | 410 | 276 | 54,225 | 50,597 | 338 | 50,660 |
| Spokane, Washington..... | 2,443 | 1,631 | 313,703 | 296,489 | 448 | 264 | 70,428 | 64,826 | 338 | 63,531 |
| Springfield, Illinois..... | 1,594 | 1,140 | 179,037 | 170,326 | 286 | 176 | 35,180 | 32,176 | 231 | 32,850 |
| Springfield, Missouri..... | 1,355 | 837 | 117,845 | 108,155 | 263 | 119 | 23,936 | 20,912 | 236 | 22,913 |
| Springfield, Ohio..... | 1,168 | 870 | 132,667 | 127,723 | 274 | 178 | 31,445 | 29,327 | 194 | 27,827 |
| Springfield-Holyoke, Massachusetts..... | 4,639 | 3,153 | 519,836 | 489,562 | 1,000 | 552 | 118,123 | 106,553 | 601 | 101,699 |
| Stamford-Norwalk, Connecticut..... | 2,723 | 1,987 | 321,842 | 303,122 | 468 | 302 | 82,417 | 76,817 | 297 | 71,061 |
| Stockton, California..... | 2,537 | 1,693 | 259,012 | 238,856 | 444 | 270 | 58,555 | 51,765 | 308 | 50,047 |
| Syracuse, New York..... | 3,873 | 2,565 | 450,385 | 422,953 | 813 | 469 | 108,841 | 98,649 | 568 | 92,725 |
| Tacoma, Washington..... | 2,673 | 1,735 | 283,244 | 263,208 | 599 | 329 | 69,746 | 62,140 | 454 | 61,966 |
| Tampa-St. Petersburg, Florida..... | 6,206 | 3,720 | 609,971 | 569,721 | 1,189 | 545 | 129,645 | 117,425 | 880 | 118,132 |
| Terre Haute, Indiana..... | 1,140 | 844 | 119,686 | 114,420 | 262 | 142 | 24,227 | 21,589 | 234 | 22,345 |
| Toledo, Ohio..... | 4,157 | 3,091 | 508,106 | 486,634 | 824 | 564 | 118,708 | 112,618 | 555 | 105,063 |
| Topeka, Kansas..... | 1,295 | 905 | 143,516 | 136,470 | 196 | 140 | 30,725 | 29,121 | 164 | 29,506 |
| Trenton, New Jersey..... | 3,168 | 1,972 | 336,000 | 309,968 | 782 | 322 | 74,084 | 62,826 | 446 | 57,690 |
| Tucson, Arizona..... | 1,837 | 1,277 | 204,206 | 193,656 | 323 | 185 | 50,330 | 46,760 | 260 | 48,099 |
| Tulsa, Oklahoma..... | 3,078 | 1,980 | 366,723 | 345,635 | 549 | 297 | 71,274 | 65,558 | 436 | 66,636 |
| Utica-Rome, New York..... | 3,742 | 2,346 | 306,926 | 275,764 | 796 | 372 | 77,980 | 65,926 | 595 | 69,348 |
| Waco, Texas..... | 1,576 | 1,068 | 149,018 | 140,388 | 352 | 204 | 34,811 | 31,781 | 307 | 32,907 |
| Washington, D. C..... | 11,122 | 8,506 | 2,023,841 | 1,966,273 | 2,330 | 1,576 | 466,946 | 444,940 | 1,578 | 426,311 |
| Waterbury, Connecticut..... | 1,929 | 1,283 | 185,210 | 172,270 | 437 | 245 | 48,976 | 44,098 | 328 | 42,774 |
| Waterloo, Iowa..... | 1,136 | 842 | 128,349 | 121,859 | 195 | 133 | 25,221 | 23,455 | 158 | 24,046 |
| Wheeling, West Virginia-Steubenville, Ohio..... | 4,118 | 2,682 | 329,173 | 304,969 | 1,154 | 604 | 90,092 | 78,990 | 889 | 80,136 |
| Wichita, Kansas..... | 2,770 | 2,080 | 376,956 | 364,388 | 343 | 247 | 74,962 | 72,618 | 283 | 72,363 |
| Wichita Falls, Texas..... | 1,183 | 819 | 135,464 | 128,586 | 209 | 105 | 26,529 | 24,049 | 183 | 25,124 |
| Wilkes-Barre-Hazleton, Pennsylvania..... | 5,034 | 2,396 | 309,900 | 271,530 | 1,377 | 499 | 85,384 | 70,370 | 1,054 | 75,670 |
| Wilmington, Delaware..... | 3,262 | 2,134 | 382,449 | 358,563 | 717 | 341 | 81,822 | 72,634 | 488 | 70,747 |
| Winston-Salem, North Carolina..... | 1,435 | 899 | 155,394 | 144,644 | 425 | 195 | 37,571 | 34,971 | 371 | 30,817 |
| Worcester, Massachusetts..... | 2,900 | 1,978 | 321,522 | 302,870 | 644 | 368 | 76,756 | 68,834 | 419 | 65,622 |
| York, Pennsylvania..... | 2,611 | 1,673 | 239,252 | 221,712 | 687 | 341 | 47,781 | 39,471 | 505 | 40,954 |
| Youngstown, Ohio..... | 5,503 | 3,847 | 593,169 | 557,237 | 1,251 | 807 | 156,426 | 144,106 | 894 | 137,417 |

See footnotes at end of table.

Table 1K. RETAIL TRADE: 1954—STANDARD METROPOLITAN AREAS, BY KIND OF BUSINESS—Continued

| Standard metropolitan area | Food stores--Continued | | | | | | | | Eating, drinking places | |
|---|---------------------------------------|-----------|---------------------------------|-----------|----------------------------------|-----------|------------------------|-----------|-------------------------|--------------|
| | Meat markets, fish (sea food) markets | | Fruit stores, vegetable markets | | Candy, nut, confectionery stores | | Bakery products stores | | Total | |
| | Establishments | Sales | Establishments | Sales | Establishments | Sales | Establishments | Sales | Total ² | With payroll |
| | (Number) | (\$1,000) | (Number) | (\$1,000) | (Number) | (\$1,000) | (Number) | (\$1,000) | (Number) | (Number) |
| Akron, Ohio..... | 77 | (D) | 31 | 1,694 | 51 | 1,370 | 69 | 2,521 | 917 | 777 |
| Albany-Schenectady-Troy, New York..... | 123 | 9,935 | 98 | 2,912 | 92 | 2,454 | 80 | 4,016 | 1,351 | 1,047 |
| Albuquerque, New Mexico..... | 11 | 993 | 10 | 318 | 9 | 164 | 21 | (D) | 353 | 283 |
| Allentown-Bethlehem-Easton, Pennsylvania..... | 87 | 6,749 | 46 | 863 | 91 | 2,065 | 61 | 2,035 | 1,093 | 773 |
| Altoona, Pennsylvania..... | 19 | 1,280 | 11 | 291 | 89 | 1,994 | 15 | 408 | 230 | 190 |
| Amarillo, Texas..... | 3 | (D) | 7 | 895 | 1 | (D) | 8 | 334 | 229 | 195 |
| Asheville, North Carolina..... | 7 | (D) | 5 | 71 | 3 | 155 | 8 | 457 | 173 | 137 |
| Atlanta, Georgia..... | 33 | 1,945 | 88 | 2,269 | 28 | 860 | 47 | 1,594 | 950 | 736 |
| Atlantic City, New Jersey..... | 45 | 3,825 | 32 | 862 | 80 | 3,594 | 39 | 1,447 | 795 | 669 |
| Augusta, Georgia..... | 9 | 273 | 22 | 292 | 1 | (D) | 9 | 229 | 263 | 199 |
| Austin, Texas..... | 4 | (D) | 4 | 52 | 5 | (D) | 21 | 684 | 328 | 252 |
| Baltimore, Maryland..... | 342 | 21,484 | 269 | 7,075 | 563 | 11,677 | 255 | 11,566 | 3,190 | 2,586 |
| Baton Rouge, Louisiana..... | 16 | 1,762 | 2 | (D) | 8 | 132 | 10 | 244 | 241 | 193 |
| Bay City, Michigan..... | 16 | 1,454 | 7 | 542 | 5 | 102 | 9 | 429 | 214 | 190 |
| Beaumont-Port Arthur, Texas..... | 23 | 1,765 | 3 | (D) | 10 | 64 | 13 | 484 | 438 | 344 |
| Binghamton, New York..... | 12 | 689 | 15 | 618 | 20 | 481 | 22 | 769 | 482 | 416 |
| Birmingham, Alabama..... | 14 | (D) | 20 | (D) | 28 | 540 | 22 | 1,616 | 734 | 528 |
| Boston, Massachusetts..... | 616 | 52,204 | 428 | 18,792 | 194 | 6,028 | 538 | 22,251 | 3,854 | 3,474 |
| Bridgeport, Connecticut..... | 70 | 6,677 | 31 | 1,548 | 46 | 1,511 | 52 | 2,583 | 576 | 488 |
| Brockton, Massachusetts..... | 21 | 817 | 13 | 293 | 5 | 183 | 25 | 711 | 237 | 199 |
| Buffalo, New York..... | 363 | 30,394 | 108 | 5,348 | 162 | 4,786 | 185 | 7,628 | 3,004 | 2,490 |
| Canton, Ohio..... | 34 | 3,683 | 31 | 1,864 | 51 | 1,588 | 34 | 1,809 | 656 | 550 |
| Cedar Rapids, Iowa..... | 9 | 555 | 4 | (D) | 4 | 133 | 4 | 681 | 229 | 181 |
| Charleston, South Carolina..... | 15 | 456 | 13 | 286 | 9 | 125 | 8 | 406 | 268 | 188 |
| Charleston, West Virginia..... | 6 | (D) | 33 | 881 | 45 | 943 | 6 | 518 | 376 | 316 |
| Charlotte, North Carolina..... | 3 | (D) | 9 | 225 | 7 | 182 | 7 | 250 | 329 | 223 |
| Chattanooga, Tennessee..... | 11 | (D) | 9 | 421 | 10 | 268 | 14 | 433 | 418 | 336 |
| Chicago, Illinois..... | 1,402 | 123,724 | 395 | 15,796 | 1,019 | 34,102 | 1,062 | 64,049 | 13,553 | 9,387 |
| Cincinnati, Ohio..... | 264 | (D) | 170 | 5,261 | 167 | 3,923 | 187 | 7,705 | 2,211 | 1,875 |
| Cleveland, Ohio..... | 491 | 43,203 | 231 | 6,630 | 238 | 7,043 | 357 | 20,214 | 2,170 | 2,576 |
| Columbia, South Carolina..... | 7 | (D) | 14 | 401 | 2 | (D) | 11 | 301 | 186 | 144 |
| Columbus, Georgia..... | 3 | (D) | 17 | 384 | 5 | 64 | 7 | 368 | 246 | 176 |
| Columbus, Ohio..... | 65 | 3,710 | 53 | 2,260 | 133 | 3,991 | 44 | 10,202 | 1,082 | 942 |
| Corpus Christi, Texas..... | 11 | (D) | 3 | (D) | 2 | (D) | 14 | 484 | 456 | 352 |
| Dallas, Texas..... | 28 | 3,013 | 18 | 1,609 | 16 | 630 | 37 | 1,211 | 1,442 | 1,130 |
| Davenport, Iowa-Rock Island-Moline, Illinois..... | 23 | 2,357 | 8 | (D) | 14 | 466 | 26 | 820 | 708 | 586 |
| Dayton, Ohio..... | 45 | 3,666 | 37 | 1,271 | 41 | 1,278 | 38 | 1,710 | 835 | 777 |
| Decatur, Illinois..... | 7 | (D) | 2 | (D) | 7 | 203 | 9 | 161 | 209 | 183 |
| Denver, Colorado..... | 48 | (D) | 40 | 1,634 | 36 | 1,108 | 65 | 2,079 | 1,053 | 947 |
| Des Moines, Iowa..... | 12 | 1,502 | 18 | (D) | 11 | 526 | 26 | 1,186 | 534 | 452 |
| Detroit, Michigan..... | 396 | 44,964 | 175 | 7,229 | 595 | 31,341 | 481 | 28,089 | 6,351 | 5,721 |
| Dubuque, Iowa..... | 8 | 663 | 1 | (D) | 7 | 284 | 7 | 211 | 244 | 170 |
| Duluth, Minnesota-Superior, Wisconsin..... | 35 | (D) | 3 | 131 | 38 | 854 | 45 | 1,639 | 659 | 467 |
| Durham, North Carolina..... | 14 | 300 | 10 | 658 | 6 | 36 | 10 | 145 | 105 | 105 |
| El Paso, Texas..... | 5 | (D) | 7 | 196 | 11 | 197 | 17 | 758 | 436 | 340 |
| Erie, Pennsylvania..... | 38 | 2,896 | 26 | 689 | 41 | 1,488 | 42 | 1,754 | 497 | 373 |
| Evansville, Indiana..... | 7 | (D) | 3 | 91 | 11 | 457 | 18 | 631 | 369 | 331 |
| Fall River, Massachusetts..... | 24 | 3,225 | 17 | 564 | 8 | 346 | 40 | 1,579 | 268 | 228 |
| Flint, Michigan..... | 16 | (D) | 6 | (D) | 13 | 293 | 27 | 1,662 | 545 | 507 |
| Fort Smith, Arkansas..... | 7 | (D) | 2 | (D) | 1 | (D) | 4 | (D) | 191 | 145 |
| Fort Wayne, Indiana..... | 10 | (D) | 10 | 243 | 10 | 322 | 19 | 825 | 354 | 330 |
| Fort Worth, Texas..... | 6 | (D) | 13 | 463 | 11 | (D) | 17 | 507 | 819 | 647 |
| Fresno, California..... | 83 | (D) | 34 | 580 | 14 | 463 | 37 | 1,489 | 727 | 519 |
| Gadsden, Alabama..... | 2 | (D) | 12 | 254 | ... | ... | 3 | (D) | 95 | 59 |
| Galveston, Texas..... | 26 | 2,243 | 5 | 66 | 3 | (D) | 5 | 140 | 470 | 320 |
| Grand Rapids, Michigan..... | 46 | 5,208 | 23 | 1,415 | 19 | 435 | 56 | 2,673 | 482 | 420 |
| Green Bay, Wisconsin..... | 18 | (D) | 1 | (D) | 7 | 218 | 13 | 630 | 400 | 242 |
| Greensboro-High Point, North Carolina..... | 11 | (D) | 1 | (D) | 10 | 198 | 15 | 776 | 308 | 224 |
| Greenville, South Carolina..... | ... | ... | 10 | 82 | 6 | 70 | 4 | (D) | 202 | 138 |
| Hamilton-Middletown, Ohio..... | 9 | 1,727 | 10 | 201 | 13 | 249 | 11 | 802 | 324 | 274 |
| Hampton-Newport News-Warwick, Virginia..... | 13 | (D) | 3 | (D) | 48 | 1,233 | 9 | 326 | 302 | 250 |
| Harrisburg, Pennsylvania..... | 68 | 3,414 | 38 | 775 | 68 | 1,494 | 41 | 1,314 | 639 | 509 |
| Hartford, Connecticut..... | 66 | 5,520 | 63 | 2,001 | 23 | 934 | 58 | 3,527 | 707 | 615 |
| Houston, Texas..... | 73 | 7,503 | 76 | 2,356 | 28 | 376 | 49 | 2,155 | 1,877 | 1,273 |
| Huntington, West Virginia-Ashland, Kentucky..... | 5 | (D) | 13 | 255 | 34 | 526 | 8 | 415 | 428 | 340 |
| Indianapolis, Indiana..... | 55 | 5,143 | 59 | 2,084 | 59 | 1,620 | 83 | 3,253 | 1,013 | 939 |
| Jackson, Michigan..... | 16 | (D) | 5 | 304 | 3 | 70 | 10 | 435 | 243 | 213 |
| Jackson, Mississippi..... | 2 | (D) | 1 | (D) | 1 | (D) | 1 | (D) | 210 | 162 |
| Jacksonville, Florida..... | 38 | 1,562 | 34 | 759 | 84 | 1,379 | 28 | 1,057 | 558 | 440 |
| Johnstown, Pennsylvania..... | 6 | (D) | 15 | 369 | 44 | 700 | 24 | 582 | 544 | 350 |
| Kalamazoo, Michigan..... | 10 | 2,299 | 9 | 297 | 10 | 272 | 11 | 677 | 213 | 191 |
| Kansas City, Missouri..... | 52 | 4,131 | 41 | 1,263 | 60 | 1,767 | 87 | 2,834 | 1,867 | 1,479 |
| Kenosha, Wisconsin..... | 8 | 1,958 | 6 | 151 | 8 | 408 | 19 | 997 | 302 | 190 |
| Knoxville, Tennessee..... | 21 | (D) | 18 | 748 | 9 | 367 | 12 | 679 | 481 | 361 |
| Lancaster, Pennsylvania..... | 86 | 5,423 | 50 | 1,918 | 51 | 1,374 | 38 | 734 | 435 | 371 |
| Lansing, Michigan..... | 9 | (D) | 7 | 321 | 12 | 394 | 21 | 854 | 278 | 262 |
| Laredo, Texas..... | 4 | 95 | 4 | 136 | 2 | (D) | 9 | 216 | 111 | 67 |
| Lawrence, Massachusetts..... | 35 | 1,799 | 12 | 333 | 13 | 336 | 41 | 1,384 | 244 | 206 |
| Lexington, Kentucky..... | 1 | (D) | 4 | 66 | 9 | 151 | 4 | (D) | 204 | 174 |
| Lima, Ohio..... | 10 | (D) | 4 | (D) | 13 | 318 | 5 | 324 | 210 | 176 |
| Lincoln, Nebraska..... | 4 | 681 | 9 | 221 | 6 | 167 | 3 | 116 | 236 | 203 |
| Little Rock-North Little Rock, Arkansas..... | 5 | (D) | 6 | 42 | 15 | 294 | 10 | 391 | 336 | 260 |
| Lorain-Elyria, Ohio..... | 16 | (D) | 12 | (D) | 23 | 605 | 21 | 1,068 | 338 | 270 |
| Los Angeles-Long Beach, California..... | 1,146 | 108,768 | 495 | 29,480 | 275 | 11,897 | 839 | 41,158 | 10,038 | 7,696 |
| Louisville, Kentucky..... | 33 | (D) | 65 | 1,446 | 63 | 1,344 | 49 | 1,207 | 1,207 | 1,011 |

See footnotes at end of table.

Table 1K. RETAIL TRADE: 1954-STANDARD METROPOLITAN AREAS, BY KIND OF BUSINESS-Continued

Establishments, Sales, and Annual Payroll

| Standard metropolitan area | Food stores--Continued | | | | | | | | Eating, drinking places | |
|--|---------------------------------------|-----------------|---------------------------------|-----------------|----------------------------------|-----------------|-------------------------|-----------------|-----------------------------|-----------------------|
| | Meat markets, fish (sea food) markets | | Fruit stores, vegetable markets | | Candy, nut, confectionery stores | | Bakery products stores | | Total | |
| | Establishments (Number) | Sales (\$1,000) | Establishments (Number) | Sales (\$1,000) | Establishments (Number) | Sales (\$1,000) | Establishments (Number) | Sales (\$1,000) | Total ² (Number) | With payroll (Number) |
| | | | | | | | | | | |
| Lowell, Massachusetts | 20 | 755 | 10 | 358 | 18 | 374 | 33 | 1,086 | 238 | 220 |
| Lubbock, Texas | 4 | (D) | 7 | 89 | 3 | (D) | 8 | 273 | 154 | 122 |
| Macon, Georgia | 6 | (D) | 8 | 590 | 2 | (D) | 8 | 476 | 190 | 136 |
| Madison, Wisconsin | 22 | 4,448 | 3 | (D) | 9 | 331 | 49 | 1,447 | 480 | 374 |
| Manchester, New Hampshire | 24 | 944 | 15 | 540 | 7 | 251 | 15 | (D) | 153 | 133 |
| Miami, Florida | 16 | 2,016 | 16 | 425 | 14 | 525 | 33 | 1,368 | 750 | 630 |
| Milwaukee, Wisconsin | 137 | 9,789 | 98 | 3,406 | 38 | 1,069 | 88 | 3,979 | 1,848 | 1,314 |
| Minneapolis-St. Paul, Minnesota | 196 | 15,653 | 57 | 5,402 | 115 | 4,245 | 236 | 11,974 | 3,066 | 1,914 |
| Mobile, Alabama | 260 | (D) | 46 | 2,549 | 97 | 3,803 | 263 | 11,189 | 2,194 | 1,768 |
| Montgomery, Alabama | 25 | (D) | 24 | 694 | 7 | 183 | 19 | 801 | 354 | 252 |
| Muncie, Indiana | 4 | (D) | 5 | (D) | 4 | 154 | 6 | 264 | 175 | 149 |
| Nashville, Tennessee | 4 | (D) | 3 | (D) | 7 | 120 | 6 | 236 | 178 | 166 |
| New Bedford, Massachusetts | 8 | (D) | 17 | (D) | 11 | 367 | 15 | 418 | 569 | 445 |
| New Britain-Bristol, Connecticut | 32 | 683 | 15 | 487 | 10 | 302 | 37 | 905 | 301 | 231 |
| New Haven, Connecticut | 20 | (D) | 14 | 794 | 15 | 570 | 26 | 1,170 | 336 | 278 |
| New Orleans, Louisiana | 80 | 6,435 | 54 | 1,556 | 37 | 1,262 | 74 | 3,178 | 680 | 560 |
| New York-Northeastern New Jersey | 191 | 9,101 | 52 | 889 | 65 | 1,450 | 70 | 3,232 | 1,846 | 1,220 |
| Norfolk-Portsmouth, Virginia | 8,207 | 622,994 | 3,411 | 123,957 | 5,940 | 179,089 | 3,084 | 200,931 | 29,418 | 24,796 |
| Ogden, Utah | 64 | 2,951 | 18 | 317 | 158 | 4,642 | 26 | 1,223 | 781 | 713 |
| Oklahoma City, Oklahoma | 7 | 488 | 4 | 136 | 11 | 112 | 4 | 147 | 149 | 129 |
| Omaha, Nebraska | 6 | (D) | 23 | 734 | 23 | 518 | 19 | 550 | 744 | 540 |
| Orlando, Florida | 31 | (D) | 10 | 684 | 11 | 1,381 | 35 | 1,438 | 868 | 738 |
| Peoria, Illinois | 11 | 411 | 26 | 537 | 6 | 187 | 20 | 550 | 316 | 210 |
| Philadelphia, Pennsylvania | 20 | 2,454 | 8 | (D) | 36 | 781 | 26 | 1,232 | 680 | 520 |
| Phoenix, Arizona | 1,009 | 67,642 | 585 | 19,542 | 1,390 | 27,791 | 722 | 34,220 | 8,285 | 6,655 |
| Pittsburgh, Pennsylvania | 26 | (D) | 59 | 1,243 | 7 | 479 | 36 | 1,357 | 977 | 707 |
| Pittsfield, Massachusetts | 277 | 24,334 | 270 | 13,757 | 649 | 14,266 | 395 | 18,540 | 4,493 | 3,481 |
| Portland, Maine | 10 | (D) | 12 | (D) | 5 | (D) | 4 | 486 | 105 | 95 |
| Portland, Oregon | 29 | 1,340 | 8 | (D) | 9 | 230 | 31 | 839 | 181 | 165 |
| Providence, Rhode Island | 215 | 17,093 | 75 | 3,609 | 42 | 1,630 | 107 | 3,337 | 1,687 | 1,323 |
| Pueblo, Colorado | 144 | (D) | 94 | (D) | 46 | (D) | 222 | 6,215 | 1,715 | 1,271 |
| Racine, Wisconsin | 1 | (D) | 5 | (D) | 10 | (D) | 6 | 268 | 192 | 178 |
| Raleigh, North Carolina | 30 | (D) | 2 | (D) | 7 | 277 | 26 | 1,321 | 379 | 277 |
| Reading, Pennsylvania | 10 | (D) | 1 | (D) | 1 | (D) | 2 | (D) | 192 | 150 |
| Richmond, Virginia | 88 | 4,690 | 47 | 1,051 | 121 | 2,207 | 50 | 3,538 | 631 | 473 |
| Roanoke, Virginia | 37 | 2,678 | 23 | 336 | 65 | 1,693 | 26 | 2,201 | 542 | 476 |
| Rochester, New York | 22 | 1,605 | 16 | 632 | 18 | 565 | 5 | (D) | 225 | 191 |
| Rockford, Illinois | 78 | 8,223 | 38 | 1,548 | 85 | 3,154 | 106 | 4,535 | 976 | 834 |
| Sacramento, California | 19 | 1,657 | 10 | 356 | 16 | (D) | 29 | 1,268 | 356 | 316 |
| Saginaw, Michigan | 107 | 9,694 | 46 | 1,685 | 13 | 704 | 34 | 1,134 | 820 | 628 |
| St. Joseph, Missouri | 11 | (D) | 12 | (D) | 7 | 280 | 16 | 664 | 293 | 267 |
| St. Louis, Missouri | 3 | (D) | 4 | (D) | 5 | (D) | 5 | 231 | 257 | 195 |
| Salt Lake City, Utah | 159 | 8,221 | 144 | 5,276 | 898 | 18,811 | 290 | 11,787 | 4,648 | 3,454 |
| San Angelo, Texas | 45 | (D) | 15 | 409 | 28 | 741 | 37 | 1,433 | 539 | 439 |
| San Antonio, Texas | 1 | (D) | ... | ... | 3 | 38 | 5 | 70 | 159 | 109 |
| San Bernardino-Riverside-Ontario, California | 30 | (D) | 61 | (D) | 16 | 537 | 63 | (D) | 1,269 | 887 |
| San Diego, California | 62 | 4,337 | 61 | 1,817 | 23 | 870 | 90 | 2,950 | 1,263 | 973 |
| San Francisco-Oakland, Calif. | 160 | 12,930 | 24 | 1,593 | 23 | 892 | 95 | 3,510 | 1,322 | 1,128 |
| San Jose, California | 999 | 94,241 | 260 | 15,808 | 162 | 9,779 | 435 | 18,477 | 5,942 | 4,468 |
| Savannah, Georgia | 121 | 10,283 | 51 | 2,603 | 16 | 733 | 73 | 2,843 | 684 | 520 |
| Scranton, Pennsylvania | 23 | 1,272 | 6 | (D) | 104 | 1,360 | 14 | 614 | 225 | 183 |
| Seattle, Washington | 37 | (D) | 22 | 641 | 94 | 1,384 | 56 | (D) | 789 | 403 |
| Shreveport, Louisiana | 241 | 22,105 | 48 | 1,967 | 40 | 998 | 162 | 6,533 | 1,721 | 1,327 |
| Sioux City, Iowa | 14 | 4,163 | 3 | (D) | 12 | 238 | 9 | (D) | 355 | 277 |
| Sioux Falls, South Dakota | 6 | (D) | 7 | 49 | 10 | 342 | 11 | 378 | 289 | 245 |
| Spokane, Washington | 5 | (D) | 1 | (D) | 1 | (D) | 5 | 326 | 187 | 143 |
| Springfield, Illinois | 13 | (D) | 11 | 237 | 13 | 359 | 17 | 991 | 401 | 351 |
| Springfield, Missouri | 44 | 3,387 | 14 | 1,044 | 11 | 309 | 16 | 688 | 441 | 387 |
| Springfield, Ohio | 12 | (D) | 2 | (D) | 10 | 414 | 11 | 402 | 454 | 344 |
| Springfield-Holyoke, Massachusetts | 3 | 261 | 4 | 127 | 3 | 91 | 8 | 181 | 234 | 180 |
| Stamford-Norwalk, Connecticut | 17 | (D) | 12 | 328 | 10 | (D) | 18 | 368 | 236 | 210 |
| Stockton, California | 47 | 4,195 | 57 | 1,947 | 77 | 2,630 | 89 | 3,107 | 790 | 676 |
| Syracuse, New York | 51 | 5,063 | 12 | 577 | 33 | 1,485 | 29 | 1,815 | 409 | 327 |
| Tacoma, Washington | 51 | 4,619 | 35 | 1,304 | 5 | 270 | 20 | 1,038 | 586 | 434 |
| Tampa-St. Petersburg, Florida | 81 | 9,730 | 33 | 1,116 | 38 | 1,605 | 44 | 1,795 | 826 | 732 |
| Terre Haute, Indiana | 57 | 5,127 | 15 | 520 | 18 | 398 | 37 | 1,164 | 468 | 378 |
| Toledo, Ohio | 69 | 3,857 | 88 | 2,133 | 15 | 226 | 59 | 2,739 | 1,242 | 846 |
| Topeka, Kansas | 4 | (D) | 6 | (D) | 5 | 151 | 8 | 660 | 266 | 232 |
| Trenton, New Jersey | 42 | 4,804 | 26 | 933 | 72 | 1,824 | 73 | 2,914 | 1,013 | 895 |
| Tucson, Arizona | 5 | 215 | 1 | (D) | 4 | 148 | 5 | (D) | 248 | 192 |
| Tulsa, Oklahoma | 49 | 5,608 | 46 | 2,038 | 76 | 1,712 | 51 | 2,188 | 647 | 495 |
| Utica-Rome, New York | 11 | (D) | 2 | (D) | 6 | (D) | 26 | 879 | 373 | 305 |
| Waco, Texas | 81 | 1,294 | 22 | 332 | 13 | (D) | 22 | (D) | 573 | 431 |
| Washington, D. C. | 34 | (D) | 20 | 501 | 57 | 2,044 | 45 | 1,646 | 773 | 607 |
| Waterbury, Connecticut | 11 | (D) | 9 | 155 | 7 | 54 | 9 | 201 | 316 | 236 |
| Waterloo, Iowa | 101 | 6,772 | 78 | 2,408 | 57 | 2,611 | 116 | 7,609 | 2,026 | 1,838 |
| Wheeling, West Virginia-Steubenville, Ohio | 29 | 3,428 | 11 | 375 | 23 | 591 | 18 | 755 | 376 | 296 |
| Wichita, Kansas | 6 | 222 | 4 | (D) | 3 | (D) | 11 | 511 | 237 | 195 |
| Wichita Falls, Texas | 43 | 3,248 | 24 | 694 | 104 | 2,115 | 38 | 1,455 | 989 | 685 |
| Wilkes-Barre-Hazleton, Pennsylvania | 5 | 339 | 11 | (D) | 6 | 309 | 12 | 423 | 586 | 482 |
| Wilmington, Delaware | 4 | (D) | 4 | 98 | 4 | (D) | 10 | 210 | 203 | 163 |
| Winston-Salem, North Carolina | 48 | 3,044 | 23 | 809 | 141 | 1,960 | 50 | 1,285 | 1,166 | 506 |
| Worcester, Massachusetts | 44 | 4,229 | 30 | 1,158 | 62 | (D) | 39 | (D) | 574 | 428 |
| York, Pennsylvania | 13 | 890 | 12 | 328 | 17 | (D) | 8 | 304 | 213 | 169 |
| Youngstown, Ohio | 29 | 3,206 | 33 | 1,597 | 53 | 1,952 | 48 | 2,245 | 519 | 447 |
| | 48 | (D) | 21 | 533 | 26 | 764 | 30 | 615 | 396 | 308 |
| | 40 | 4,607 | 38 | 2,037 | 63 | 1,609 | 50 | 2,249 | 1,093 | 879 |

See footnotes at end of table

RETAIL TRADE—AREA STATISTICS

Table 1K. RETAIL TRADE: 1954—STANDARD METROPOLITAN AREAS, BY KIND OF BUSINESS—Continued

| Standard metropolitan area | Eating, drinking places--Continued | | | | | | General merchandise group | | | |
|---|--|---------------------------------------|--|-----------------|-------------------------|-----------------|-----------------------------|-----------------------|--|---------------------------------------|
| | Total--Continued | | Eating places (including refreshment stands) | | Drinking places | | Total | | | |
| | Sales | | Establishments (Number) | Sales (\$1,000) | Establishments (Number) | Sales (\$1,000) | Establishments | | Sales | |
| | Total, all establishments ² (\$1,000) | Establishments with payroll (\$1,000) | | | | | Total ² (Number) | With payroll (Number) | Total, all establishments ² (\$1,000) | Establishments with payroll (\$1,000) |
| Akron, Ohio..... | 42,963 | 40,815 | 498 | 24,992 | 417 | 17,905 | 99 | 77 | 78,229 | 77,761 |
| Albany-Schenectady-Troy, New York..... | 51,879 | 47,409 | 817 | 34,654 | 534 | 17,225 | 163 | 97 | 53,143 | 51,725 |
| Albuquerque, New Mexico..... | 16,118 | 15,368 | 251 | 9,724 | 98 | 6,366 | 70 | 52 | 27,325 | 27,031 |
| Allentown-Bethlehem-Easton, Pennsylvania..... | 33,860 | 29,686 | 624 | 20,971 | 465 | 12,843 | 147 | 99 | 56,479 | 55,235 |
| Altoona, Pennsylvania..... | 6,993 | 6,569 | 115 | 3,274 | 115 | 3,719 | 40 | 38 | 13,679 | (D) |
| Amarillo, Texas..... | 9,809 | 9,383 | 174 | 7,977 | 53 | 1,810 | 36 | 28 | 13,737 | 13,529 |
| Asheville, North Carolina..... | 5,628 | 5,092 | 140 | 5,062 | 33 | 566 | 56 | 40 | 19,826 | 19,486 |
| Atlanta, Georgia..... | 52,302 | 49,098 | 793 | 45,061 | 153 | 7,177 | 221 | 165 | 148,782 | 147,972 |
| Atlantic City, New Jersey..... | 40,894 | 39,220 | 473 | 27,348 | 322 | 13,546 | 70 | 52 | 11,228 | 10,830 |
| Augusta, Georgia..... | 12,706 | 12,046 | 183 | 8,563 | 80 | 4,143 | 76 | 50 | 24,640 | 24,164 |
| Austin, Texas..... | 13,814 | 12,772 | 203 | 10,787 | 121 | 2,989 | 60 | 44 | 17,141 | 16,863 |
| Baltimore, Maryland..... | 167,679 | 157,647 | 1,465 | 85,295 | 1,719 | 82,282 | 402 | 258 | 206,515 | 203,317 |
| Baton Rouge, Louisiana..... | 12,064 | 11,190 | 144 | 8,656 | 97 | 3,408 | 54 | 40 | 23,328 | 23,090 |
| Bay City, Michigan..... | 7,510 | 7,166 | 105 | 3,331 | 109 | 4,179 | 30 | 24 | 10,661 | 10,593 |
| Beaumont-Port Arthur, Texas..... | 13,859 | 12,975 | 247 | 10,190 | 187 | 3,649 | 60 | 46 | 26,701 | 26,431 |
| Binghamton, New York..... | 18,853 | 17,907 | 271 | 10,738 | 205 | 7,957 | 39 | 27 | 26,180 | 25,934 |
| Birmingham, Alabama..... | 29,433 | 26,891 | 618 | 25,663 | 112 | 3,686 | 175 | 141 | 73,513 | 73,005 |
| Boston, Massachusetts..... | 247,233 | 242,045 | 2,552 | 183,959 | 1,298 | 63,234 | 822 | 576 | 361,222 | 357,230 |
| Bridgeport, Connecticut..... | 24,735 | 23,729 | 344 | 15,949 | 232 | 8,786 | 111 | 55 | 31,901 | 30,963 |
| Brookton, Massachusetts..... | 9,932 | 9,498 | 145 | 6,697 | 90 | 3,215 | 54 | 42 | 10,196 | 9,806 |
| Buffalo, New York..... | 131,956 | 123,536 | 1,525 | 75,218 | 1,479 | 56,738 | 272 | 204 | 160,372 | 159,228 |
| Canton, Ohio..... | 24,404 | 22,770 | 332 | 12,600 | 324 | 11,804 | 77 | 65 | 33,558 | 33,386 |
| Cedar Rapids, Iowa..... | 9,619 | 8,905 | 136 | 6,648 | 93 | 2,971 | 28 | 22 | 16,031 | 15,949 |
| Charleston, South Carolina..... | 8,484 | 7,522 | 192 | 6,758 | 76 | 1,726 | 76 | 40 | 17,917 | 17,231 |
| Charleston, West Virginia..... | 16,334 | 14,796 | 384 | 12,925 | 134 | 3,409 | 173 | 127 | 44,301 | 42,893 |
| Charlotte, North Carolina..... | 16,783 | 15,187 | 291 | 15,458 | 34 | 1,241 | 61 | 47 | 38,109 | 37,977 |
| Chattanooga, Tennessee..... | 15,906 | 15,000 | 331 | (D) | 87 | (D) | 114 | 76 | 33,169 | 32,473 |
| Chicago, Illinois..... | 727,694 | 647,092 | 6,181 | 445,370 | 7,360 | 282,136 | 1,458 | 892 | 826,751 | 816,595 |
| Cincinnati, Ohio..... | 111,633 | 106,381 | 1,146 | 63,098 | 1,065 | 48,535 | 279 | 203 | 151,304 | 150,216 |
| Cleveland, Ohio..... | 165,872 | 155,810 | 1,551 | 97,330 | 1,611 | 68,454 | 367 | 263 | 296,779 | 295,063 |
| Columbia, South Carolina..... | 9,025 | 8,505 | 168 | (D) | 18 | (D) | 54 | 42 | 18,710 | 17,872 |
| Columbus, Georgia..... | 9,968 | 9,028 | 193 | 7,857 | 51 | 2,089 | 73 | 45 | 20,366 | 19,690 |
| Columbus, Ohio..... | 60,363 | 58,045 | 661 | 39,183 | 421 | 21,180 | 133 | 117 | 110,264 | 110,060 |
| Corpus Christi, Texas..... | 15,679 | 14,667 | 270 | 12,111 | 186 | 3,562 | 64 | 52 | 25,863 | 25,613 |
| Dallas, Texas..... | 66,663 | 62,713 | 1,130 | 56,748 | 312 | 9,915 | 231 | 195 | 143,900 | 143,186 |
| Davenport, Iowa-Rock Island-Moline, Illinois..... | 28,371 | 26,445 | 314 | 12,810 | 394 | 15,561 | 75 | 59 | 34,945 | 34,655 |
| Dayton, Ohio..... | 49,620 | 48,590 | 500 | 30,972 | 333 | 18,572 | 106 | 92 | 87,258 | 87,070 |
| Deatur, Illinois..... | 11,478 | 11,110 | 138 | 6,887 | 71 | 4,591 | 33 | 25 | 18,390 | 18,276 |
| Denver, Colorado..... | 63,854 | 61,952 | 660 | 42,103 | 391 | 21,743 | 162 | 132 | 111,244 | 110,892 |
| Des Moines, Iowa..... | 20,756 | 19,510 | 371 | 15,924 | 163 | 4,832 | 53 | 45 | 41,882 | 41,678 |
| Detroit, Michigan..... | 327,044 | 316,674 | 3,520 | 186,215 | 2,823 | 140,695 | 669 | 527 | 509,129 | 506,647 |
| Dubuque, Iowa..... | 7,095 | 5,903 | 91 | 3,321 | 153 | 3,774 | 20 | 16 | 13,347 | 13,177 |
| Duluth, Minnesota-Superior, Wisconsin..... | 22,586 | 19,952 | 310 | 10,442 | 349 | 12,144 | 144 | 102 | 32,122 | 30,922 |
| Durham, North Carolina..... | 5,328 | 4,786 | 129 | 5,065 | 16 | 2,293 | 37 | 23 | 13,740 | 13,422 |
| El Paso, Texas..... | 16,048 | 14,888 | 194 | 10,371 | 240 | 5,649 | 51 | 45 | 38,444 | 38,406 |
| Erie, Pennsylvania..... | 17,013 | 14,871 | 302 | 10,458 | 195 | 6,555 | 72 | 54 | 29,383 | 29,125 |
| Evansville, Indiana..... | 15,871 | 15,389 | 213 | 8,796 | 156 | 7,075 | 33 | 29 | 21,376 | 21,264 |
| Fall River, Massachusetts..... | 9,497 | 9,007 | 160 | 6,122 | 108 | 3,375 | 69 | 37 | 10,134 | 9,676 |
| Flint, Michigan..... | 26,524 | 25,972 | 342 | 16,231 | 203 | 10,293 | 90 | 72 | 35,149 | 34,783 |
| Fort Smith, Arkansas..... | 5,577 | 4,935 | 137 | 4,370 | 54 | 1,207 | 35 | 27 | 10,476 | 10,284 |
| Fort Wayne, Indiana..... | 19,220 | 18,922 | 212 | 11,098 | 142 | 8,122 | 49 | 41 | 39,694 | 39,584 |
| Fort Worth, Texas..... | 32,105 | 30,273 | 601 | 26,471 | 212 | 5,606 | 129 | 103 | 82,769 | 82,355 |
| Fresno, California..... | 26,729 | 24,155 | 475 | 17,389 | 250 | 9,334 | 136 | 100 | 28,890 | 27,788 |
| Gadsden, Alabama..... | 2,523 | 2,039 | 90 | 2,357 | 5 | 1,666 | 44 | 28 | 8,640 | 8,424 |
| Galveston, Texas..... | 15,909 | 12,539 | 200 | 9,346 | 268 | 4,541 | 32 | 28 | 11,634 | 11,508 |
| Grand Rapids, Michigan..... | 22,481 | 21,459 | 313 | 14,051 | 167 | 8,356 | 117 | 91 | 52,363 | 51,711 |
| Green Bay, Wisconsin..... | 11,376 | 9,388 | 91 | 3,713 | 307 | 7,655 | 35 | 27 | 16,428 | 16,248 |
| Greensboro-High Point, North Carolina..... | 9,922 | 8,700 | 266 | 6,806 | 42 | 1,016 | 67 | 55 | 26,083 | 25,503 |
| Greenville, South Carolina..... | 6,918 | 5,968 | 184 | 6,481 | 18 | 4,377 | 84 | 54 | 26,009 | 25,319 |
| Hamilton-Middletown, Ohio..... | 14,647 | 13,869 | 172 | 8,010 | 152 | 6,637 | 44 | 36 | 17,307 | 17,135 |
| Hampton-Newport News-Warwick, Virginia..... | 10,078 | 9,248 | 248 | 8,472 | 54 | 1,606 | 50 | 42 | 17,013 | 16,861 |
| Harrisburg, Pennsylvania..... | 28,870 | 27,078 | 391 | 19,885 | 246 | 8,973 | 99 | 69 | 36,228 | 35,636 |
| Hartford, Connecticut..... | 40,612 | 39,362 | 472 | 31,168 | 233 | 9,410 | 134 | 90 | 79,426 | 78,716 |
| Houston, Texas..... | 75,455 | 68,831 | 1,167 | 60,957 | 694 | 14,334 | 221 | 179 | 149,420 | 148,614 |
| Huntington, West Virginia-Ashland, Kentucky..... | 12,670 | 11,578 | 302 | 8,857 | 126 | 3,813 | 99 | 75 | 27,835 | 27,241 |
| Indianapolis, Indiana..... | 66,996 | 65,922 | 608 | 40,351 | 405 | 26,645 | 129 | 105 | 130,806 | 130,364 |
| Jackson, Michigan..... | 9,814 | 9,280 | 143 | 5,921 | 100 | 3,893 | 23 | 21 | 11,970 | (D) |
| Jackson, Mississippi..... | 8,267 | 7,743 | 186 | 7,723 | 24 | 544 | 60 | 44 | 22,242 | 21,950 |
| Jacksonville, Florida..... | 27,913 | 26,265 | 413 | 20,970 | 143 | 6,923 | 149 | 95 | 38,989 | 38,049 |
| Johnstown, Pennsylvania..... | 13,814 | 11,434 | 231 | 7,074 | 311 | 6,728 | 110 | 76 | 36,715 | 35,999 |
| Kalamazoo, Michigan..... | 10,390 | 9,982 | 160 | 7,321 | 53 | 3,069 | 36 | 28 | 14,004 | 13,720 |
| Kansas City, Missouri..... | 82,373 | 77,091 | 1,182 | 57,709 | 685 | 24,664 | 289 | 199 | 131,723 | 130,093 |
| Kenoche, Wisconsin..... | 8,484 | 6,926 | 75 | 3,229 | 227 | 5,255 | 22 | 14 | 5,471 | 5,317 |
| Knoxville, Tennessee..... | 19,881 | 18,597 | 354 | 16,614 | 125 | 3,257 | 140 | 100 | 51,247 | 49,961 |
| Lancaster, Pennsylvania..... | 15,613 | 14,777 | 257 | 10,121 | 178 | 5,492 | 106 | 70 | 25,864 | 25,130 |
| Lansing, Michigan..... | 15,319 | 15,035 | 191 | 10,649 | 87 | 4,670 | 49 | 41 | 33,734 | 33,590 |
| Laredo, Texas..... | 2,160 | 1,744 | 51 | 1,528 | 58 | 616 | 17 | 15 | 6,809 | (D) |
| Lawrence, Massachusetts..... | 9,862 | 9,284 | 157 | 6,910 | 87 | 2,952 | 39 | 27 | 7,047 | 6,891 |
| Lexington, Kentucky..... | 7,502 | 7,222 | 136 | 6,104 | 46 | 1,398 | 36 | 24 | 19,045 | 18,619 |
| Lima, Ohio..... | 7,328 | 7,040 | 135 | 4,399 | 75 | 2,929 | 33 | 29 | 15,971 | 15,955 |
| Lincoln, Nebraska..... | 9,791 | 9,251 | 172 | 6,919 | 64 | 2,872 | 23 | 21 | 32,762 | (D) |
| Little Rock-North Little Rock, Arkansas..... | 15,423 | 14,601 | 282 | 14,196 | 52 | 1,209 | 81 | 57 | 36,062 | 35,452 |
| Lorain-Elyria, Ohio..... | 13,532 | 12,490 | 177 | 6,887 | 159 | 6,775 | 49 | 37 | 15,540 | 15,448 |
| Los Angeles-Long Beach, California..... | 561,414 | 525,086 | 7,668 | 441,506 | 2,356 | 119,698 | 1,449 | 1,073 | 728,895 | 721,847 |
| Louisville, Kentucky..... | 62,728 | 59,732 | 664 | 36,478 | 543 | 26,250 | 198 | 146 | 84,219 | 83,319 |

See footnotes at end of table.

Table 1K. RETAIL TRADE: 1954-STANDARD METROPOLITAN AREAS, BY KIND OF BUSINESS-Continued

Establishments, Sales, and Annual Payroll

| Standard metropolitan area | Eating, drinking places--Continued | | | | | | General merchandise group | | | |
|---|--|-----------------------------|--|-----------------|-------------------------|-----------------|-----------------------------|-----------------------|--|---------------------------------------|
| | Total--Continued | | Eating places (including refreshment stands) | | Drinking places | | Total | | | |
| | Sales | | | | | | Establishments | | Establishments | |
| | Total, all establishments ² | Establishments with payroll | Establishments (Number) | Sales (\$1,000) | Establishments (Number) | Sales (\$1,000) | Total ² (Number) | With payroll (Number) | Total, all establishments ² (\$1,000) | Establishments with payroll (\$1,000) |
| (Number) | (Number) | (Number) | (Number) | (Number) | (Number) | (Number) | (Number) | (Number) | (Number) | |
| Lowell, Massachusetts..... | 10,628 | 10,412 | 135 | 6,473 | 99 | 4,133 | 51 | 41 | 11,709 | 11,537 |
| Lubbock, Texas..... | 6,522 | 6,162 | 150 | 6,361 | 4 | 161 | 45 | 45 | 22,170 | 22,170 |
| Macon, Georgia..... | 8,220 | 7,668 | 145 | 6,933 | 45 | 1,287 | 53 | 43 | 18,420 | 18,328 |
| Madison, Wisconsin..... | 20,500 | 18,798 | 219 | 11,013 | 261 | 9,487 | 56 | 44 | 20,340 | 19,946 |
| Manchester, New Hampshire..... | 5,337 | 5,143 | 123 | 4,662 | 30 | 675 | 43 | 27 | 9,742 | 9,624 |
| Memphis, Tennessee..... | 29,940 | 28,638 | 628 | 27,286 | 122 | 2,654 | 208 | 154 | 77,207 | 76,209 |
| Miami, Florida..... | 113,059 | 105,195 | 1,101 | 80,937 | 741 | 32,042 | 217 | 157 | 85,012 | 83,882 |
| Milwaukee, Wisconsin..... | 110,174 | 90,812 | 842 | 46,586 | 2,222 | 63,564 | 179 | 135 | 170,201 | 169,605 |
| Minneapolis-St. Paul, Minnesota..... | 117,350 | 110,502 | 1,262 | 65,029 | 930 | 52,131 | 287 | 207 | 204,045 | 202,679 |
| Mobile, Alabama..... | 13,923 | 12,803 | 219 | 9,949 | 135 | 3,974 | 86 | 62 | 28,290 | 27,892 |
| Montgomery, Alabama..... | 8,750 | (D) | 141 | 7,687 | 34 | 1,063 | 46 | 26 | 19,902 | 19,576 |
| Muncie, Indiana..... | 8,046 | 7,900 | 128 | 4,511 | 50 | 3,535 | 20 | 20 | 10,351 | 10,351 |
| Nashville, Tennessee..... | 21,698 | 20,126 | 420 | 17,405 | 147 | 4,279 | 115 | 95 | 46,252 | 45,806 |
| New Bedford, Massachusetts..... | 10,068 | 9,168 | 202 | 7,091 | 99 | 2,977 | 55 | 31 | 12,490 | 12,188 |
| New Britain-Bristol, Connecticut..... | 13,125 | 12,303 | 219 | 9,194 | 117 | 3,931 | 51 | 31 | 7,840 | 7,560 |
| New Haven, Connecticut..... | 27,991 | 25,999 | 480 | 21,756 | 196 | 6,205 | 108 | 52 | 27,426 | 26,664 |
| New Orleans, Louisiana..... | 77,454 | 67,736 | 771 | 43,543 | 1,065 | 33,775 | 225 | 131 | 115,305 | 114,113 |
| New York-Northeastern New Jersey..... | 1,792,099 | 1,709,351 | 17,470 | 1,281,065 | 11,910 | 510,342 | 5,316 | 2,416 | 1,390,732 | 1,344,192 |
| Norfolk-Portsmouth, Virginia..... | 38,911 | 37,985 | 543 | 28,466 | 236 | 10,419 | 135 | 109 | 59,247 | 58,729 |
| Ogden, Utah..... | 5,196 | 4,968 | 107 | 3,946 | 42 | 1,250 | 21 | 17 | 7,784 | 7,754 |
| Oklahoma City, Oklahoma..... | 30,936 | 28,596 | 525 | 25,267 | 219 | 5,669 | 118 | 96 | 62,553 | 62,055 |
| Omaha, Nebraska..... | 49,467 | 46,929 | 430 | 28,380 | 438 | 21,087 | 84 | 58 | 56,971 | 56,511 |
| Orlando, Florida..... | 14,026 | 12,766 | 211 | 9,033 | 105 | 4,993 | 70 | 50 | 19,857 | 19,613 |
| Peoria, Illinois..... | 24,815 | 22,523 | 308 | 12,060 | 372 | 12,755 | 93 | 73 | 39,727 | 39,375 |
| Philadelphia, Pennsylvania..... | 396,723 | 369,835 | 4,582 | 242,306 | 3,681 | 153,969 | 1,440 | 694 | 471,887 | 459,377 |
| Phoenix, Arizona..... | 37,363 | 34,119 | 678 | 24,815 | 299 | 12,548 | 148 | 108 | 43,744 | 42,940 |
| Pittsburgh, Pennsylvania..... | 172,813 | 156,893 | 2,034 | 91,041 | 2,447 | 81,612 | 534 | 400 | 307,117 | 304,587 |
| Pittsfield, Massachusetts..... | 5,056 | 4,872 | 67 | 3,743 | 38 | 1,313 | 31 | 25 | 9,199 | 9,081 |
| Portland, Maine..... | 8,212 | 8,094 | 136 | 7,089 | 45 | 1,123 | 66 | 44 | 25,058 | 24,700 |
| Portland, Oregon..... | 67,873 | 63,177 | 1,019 | 48,033 | 668 | 19,840 | 280 | 182 | 120,802 | 119,238 |
| Providence, Rhode Island..... | 61,403 | 55,617 | 1,025 | 43,444 | 686 | 17,913 | 319 | 169 | 73,066 | 71,446 |
| Pueblo, Colorado..... | 7,255 | 6,961 | 92 | 3,920 | 100 | 3,335 | 20 | 16 | 9,243 | 9,095 |
| Racine, Wisconsin..... | 10,367 | 9,021 | 136 | 4,172 | 243 | 6,195 | 35 | 33 | 9,518 | (D) |
| Raleigh, North Carolina..... | 8,327 | 7,709 | 175 | 6,995 | 17 | 1,332 | 98 | 58 | 22,055 | 21,039 |
| Reading, Pennsylvania..... | 20,704 | 17,732 | 354 | 13,133 | 271 | 7,481 | 105 | 59 | 23,238 | 21,836 |
| Richmond, Virginia..... | 25,507 | 24,323 | 506 | 24,283 | 36 | 1,224 | 106 | 80 | 79,797 | 79,359 |
| Roanoke, Virginia..... | 8,847 | 8,357 | 187 | 7,582 | 38 | 1,265 | 44 | 36 | 16,545 | 16,377 |
| Rochester, New York..... | 46,727 | 44,363 | 597 | 30,102 | 379 | 16,625 | 139 | 83 | 83,770 | 82,844 |
| Rockford, Illinois..... | 19,144 | 18,254 | 206 | 10,541 | 150 | 8,603 | 41 | 35 | 20,477 | 20,375 |
| Sacramento, California..... | 37,111 | 34,515 | 504 | 24,688 | 316 | 12,423 | 121 | 81 | 47,635 | 46,955 |
| Saginaw, Michigan..... | 12,589 | 12,099 | 141 | 6,310 | 150 | 6,265 | 44 | 36 | 20,351 | 20,147 |
| St. Joseph, Missouri..... | 8,139 | 7,219 | 134 | 3,876 | 121 | 4,193 | 24 | 24 | 12,516 | 12,516 |
| St. Louis, Missouri..... | 176,552 | 159,182 | 1,961 | 97,706 | 2,677 | 78,700 | 525 | 375 | 281,341 | 278,729 |
| Salt Lake City, Utah..... | 22,931 | 21,659 | 386 | 18,592 | 153 | 4,339 | 72 | 56 | 55,363 | 54,865 |
| San Angelo, Texas..... | 4,828 | 4,286 | 115 | 4,038 | 44 | 790 | 19 | 17 | 9,358 | (D) |
| San Antonio, Texas..... | 40,008 | 36,328 | 670 | 29,288 | 597 | 10,714 | 145 | 109 | 77,017 | 76,571 |
| San Bernardino-Riverside-Ontario, California..... | 50,733 | 46,695 | 954 | 35,935 | 303 | 14,748 | 207 | 159 | 53,921 | 53,075 |
| San Diego, California..... | 64,362 | 61,646 | 879 | 46,271 | 441 | 18,073 | 209 | 175 | 85,880 | 85,124 |
| San Francisco-Oakland, California..... | 318,891 | 297,211 | 3,814 | 225,533 | 2,110 | 93,148 | 779 | 541 | 336,177 | 332,085 |
| San Jose, California..... | 32,434 | 29,958 | 474 | 23,236 | 208 | 9,154 | 121 | 93 | 39,712 | 39,320 |
| Savannah, Georgia..... | 10,799 | 10,155 | 154 | 7,752 | 71 | 3,035 | 50 | 40 | 18,037 | 18,025 |
| Scranton, Pennsylvania..... | 17,562 | 12,742 | 382 | 9,681 | 399 | 7,815 | 103 | 63 | 26,954 | 26,368 |
| Seattle, Washington..... | 83,267 | 77,075 | 1,095 | 61,375 | 626 | 21,892 | 251 | 175 | 142,214 | 141,804 |
| Shreveport, Louisiana..... | 15,240 | 14,028 | 225 | 10,366 | 128 | 5,004 | 105 | 75 | 25,610 | 25,076 |
| Sioux City, Iowa..... | 10,743 | 9,859 | 175 | 7,401 | 114 | 3,342 | 33 | 27 | 25,245 | 25,145 |
| Sioux Falls, South Dakota..... | 6,383 | 5,805 | 122 | 4,307 | 65 | 2,076 | 26 | 20 | 13,549 | 13,349 |
| South Bend, Indiana..... | 19,376 | 18,194 | 218 | 11,145 | 179 | 8,193 | 61 | 47 | 33,376 | 33,098 |
| Spokane, Washington..... | 20,218 | 19,450 | 265 | 13,846 | 176 | 6,372 | 71 | 47 | 47,135 | 46,459 |
| Springfield, Illinois..... | 17,662 | 15,980 | 199 | 10,198 | 255 | 7,464 | 40 | 26 | 21,705 | 21,449 |
| Springfield, Missouri..... | 7,155 | 6,555 | 184 | 5,767 | 50 | 1,388 | 49 | 39 | 15,408 | 15,226 |
| Springfield, Ohio..... | 8,611 | 8,281 | 138 | 5,010 | 98 | 3,601 | 23 | 19 | 13,963 | 13,905 |
| Springfield-Holyoke, Massachusetts..... | 35,021 | 33,197 | 517 | 23,805 | 271 | 11,200 | 139 | 111 | 62,370 | 61,844 |
| Stamford-Norwalk, Connecticut..... | 20,150 | 19,062 | 290 | 16,235 | 119 | 3,915 | 80 | 54 | 19,773 | 18,981 |
| Stockton, California..... | 21,590 | 19,370 | 325 | 13,111 | 257 | 8,439 | 74 | 64 | 23,020 | 22,784 |
| Syracuse, New York..... | 41,145 | 39,713 | 433 | 24,955 | 391 | 16,164 | 99 | 77 | 53,108 | 52,872 |
| Tacoma, Washington..... | 21,302 | 19,664 | 268 | 13,892 | 198 | 7,324 | 77 | 67 | 37,189 | 36,739 |
| Tampa-St. Petersburg, Florida..... | 51,624 | 46,650 | 711 | 35,106 | 527 | 16,386 | 191 | 117 | 83,567 | 82,305 |
| Terre Haute, Indiana..... | 8,497 | 8,061 | 133 | 4,024 | 133 | 4,473 | 30 | 20 | 23,736 | 23,486 |
| Toledo, Ohio..... | 46,264 | 44,038 | 537 | 27,773 | 476 | 18,491 | 102 | 68 | 68,986 | 68,408 |
| Topeka, Kansas..... | 7,433 | 6,733 | 170 | 5,720 | 78 | 1,713 | 31 | 25 | 16,177 | 16,059 |
| Trenton, New Jersey..... | 28,423 | 25,751 | 324 | 13,979 | 321 | 14,428 | 101 | 57 | 35,189 | 34,501 |
| Tucson, Arizona..... | 15,596 | 14,624 | 245 | 8,975 | 128 | 6,621 | 59 | 45 | 24,368 | 24,088 |
| Tulsa, Oklahoma..... | 22,795 | 20,753 | 411 | 17,875 | 160 | 4,912 | 104 | 84 | 41,149 | 40,805 |
| Utica-Rome, New York..... | 24,540 | 22,352 | 413 | 14,739 | 358 | 9,761 | 135 | 79 | 24,293 | 23,069 |
| Waco, Texas..... | 10,038 | 9,032 | 173 | 7,271 | 141 | 2,733 | 77 | 55 | 20,039 | 19,509 |
| Washington, D. C..... | 162,458 | 158,912 | 1,644 | 140,129 | 374 | 22,185 | 363 | 257 | 260,142 | 257,006 |
| Waterbury, Connecticut..... | 14,584 | 13,486 | 230 | 9,370 | 144 | 5,202 | 40 | 28 | 11,278 | 11,098 |
| Waterloo, Iowa..... | 7,854 | 7,274 | 151 | 4,930 | 84 | 2,916 | 23 | 19 | 15,061 | 14,973 |
| Wheeling, West Virginia-Steubenville, Ohio..... | 25,216 | 21,600 | 410 | 12,078 | 575 | 13,074 | 127 | 105 | 41,185 | 40,765 |
| Wichita, Kansas..... | 21,584 | 20,302 | 425 | 16,728 | 161 | 4,856 | 70 | 62 | 42,899 | 42,679 |
| Wichita Falls, Texas..... | 7,255 | 6,783 | 149 | 5,845 | 52 | 1,400 | 31 | 27 | 13,417 | 13,367 |
| Wilkes-Barre-Hazleton, Pennsylvania..... | 22,555 | 15,055 | 661 | 13,632 | 497 | 8,827 | 171 | 89 | 38,442 | 37,588 |
| Wilmington, Delaware..... | 25,178 | 22,892 | 372 | 17,281 | 200 | 7,847 | 100 | 66 | 41,871 | 41,183 |
| Winston-Salem, North Carolina..... | 7,597 | 6,829 | 182 | 6,738 | 31 | 859 | 43 | 33 | 21,881 | 21,711 |
| Worcester, Massachusetts..... | 24,363 | 23,233 | 350 | 17,877 | 169 | 6,486 | 69 | 55 | 28,980 | 28,762 |
| York, Pennsylvania..... | 14,161 | 12,915 | 276 | 8,944 | 118 | 5,209 | 111 | 71 | 26,064 | 25,166 |
| Youngstown, Ohio..... | 40,797 | 37,327 | 511 | 20,586 | 582 | 20,203 | 131 | 103 | 72,740 | 72,228 |

See footnotes at end of table.

RETAIL TRADE—AREA STATISTICS

Table 1K. RETAIL TRADE: 1954—STANDARD METROPOLITAN AREAS, BY KIND OF BUSINESS—Continued

Establishments, Sales, and Annual Payroll

| Standard metropolitan area | General merchandise group—Continued | | | | | | Apparel, accessories stores | | | |
|---|-------------------------------------|--------------------|----------------------------|--------------------|------------------------------------|--------------------|-----------------------------|--------------------------|--|--|
| | Department stores | | Variety stores | | General merchandise stores, n.e.c. | | Total ¹ | | | |
| | Establishments (Number) | Sales (\$1,000) | Establishments (Number) | Sales (\$1,000) | Establishments (Number) | Sales (\$1,000) | Establishments | | Sales | |
| | | | | | | | Total (Number) | With payroll (Number) | Total, all establishments (\$1,000) | Establishments with payroll (\$1,000) |
| Akron, Ohio..... | 7 | 60,890 | 55 | 11,183 | 37 | 6,156 | 223 | 201 | 23,005 | 22,403 |
| Albany-Schenectady-Troy, New York..... | 8 | 31,728 | 54 | 41,904 | 99 | 6,457 | 492 | 424 | 59,134 | 58,050 |
| Albuquerque, New Mexico..... | 5 | 17,204 | 30 | 4,048 | 31 | 6,073 | 131 | 113 | 13,383 | 13,101 |
| Allentown-Bethlehem-Easton, Pennsylvania..... | 9 | 40,891 | 35 | 9,615 | 103 | 5,973 | 403 | 303 | 32,622 | 31,110 |
| Altoona, Pennsylvania..... | 4 | 7,428 | 17 | 3,927 | 19 | 2,324 | 82 | 72 | 7,109 | 6,919 |
| Amarillo, Texas..... | 4 | 6,852 | 13 | 2,722 | 19 | 4,163 | 106 | 96 | 14,844 | 14,716 |
| Asheville, North Carolina..... | 8 | 14,098 | 11 | 2,688 | 37 | 3,040 | 64 | 62 | 6,116 | (D) |
| Atlanta, Georgia..... | 5 | 117,884 | 106 | 17,742 | 108 | 13,148 | 443 | 385 | 55,515 | 54,535 |
| Atlantic City, New Jersey..... | 2 | (D) | 20 | 4,143 | 48 | (D) | 251 | 189 | 18,430 | 17,420 |
| Augusta, Georgia..... | 4 | 15,672 | 21 | 5,096 | 51 | 3,872 | 106 | 92 | 11,948 | 11,790 |
| Austin, Texas..... | 2 | (D) | 24 | 3,195 | 34 | (D) | 112 | 106 | 16,944 | 16,840 |
| Baltimore, Maryland..... | 23 | 163,845 | 149 | 27,632 | 228 | 14,962 | 1,037 | 815 | 92,306 | 87,722 |
| Baton Rouge, Louisiana..... | 6 | 15,926 | 14 | 3,206 | 34 | 4,196 | 111 | 105 | 15,799 | 15,603 |
| Bay City, Michigan..... | 5 | 6,898 | 12 | 2,189 | 13 | 1,574 | 85 | 73 | 6,072 | 5,964 |
| Beaumont-Port Arthur, Texas..... | 4 | (D) | 19 | 3,748 | 37 | (D) | 145 | 131 | 18,532 | 18,290 |
| Binghamton, New York..... | 7 | 18,977 | 28 | 5,358 | 22 | 1,845 | 151 | 131 | 13,985 | 13,613 |
| Birmingham, Alabama..... | 5 | 43,978 | 42 | 11,855 | 128 | 17,680 | 326 | 284 | 40,637 | 40,075 |
| Boston, Massachusetts..... | 60 | 285,522 | 297 | 46,758 | 449 | 28,638 | 2,124 | 1,708 | 226,700 | 220,568 |
| Bridgeport, Connecticut..... | 3 | (D) | 36 | 6,771 | 68 | (D) | 271 | 215 | 23,684 | 22,942 |
| Brookton, Massachusetts..... | 5 | 5,484 | 21 | 3,348 | 28 | 1,364 | 164 | 114 | 10,980 | 10,328 |
| Buffalo, New York..... | 26 | 121,071 | 118 | 32,632 | 128 | 6,669 | 907 | 749 | 112,018 | 109,200 |
| Canton, Ohio..... | 12 | 20,744 | 26 | 8,150 | 39 | 4,664 | 194 | 172 | 22,111 | 21,645 |
| Cedar Rapids, Iowa..... | 5 | 12,923 | 11 | 2,627 | 12 | 481 | 65 | 57 | 11,355 | 11,209 |
| Charleston, South Carolina..... | 5 | 10,376 | 23 | 5,466 | 48 | 2,075 | 156 | 140 | 13,077 | 12,847 |
| Charleston, West Virginia..... | 10 | 26,067 | 40 | 6,967 | 123 | 11,267 | 169 | 159 | 17,685 | 17,587 |
| Charlotte, North Carolina..... | 4 | 29,749 | 20 | 5,291 | 35 | 3,059 | 134 | 114 | 17,261 | 16,877 |
| Chattanooga, Tennessee..... | 4 | 21,354 | 32 | 5,588 | 78 | 6,227 | 167 | 147 | 18,923 | 18,631 |
| Chicago, Illinois..... | 85 | 652,550 | 540 | 100,207 | 821 | 73,788 | 5,269 | 4,227 | 597,203 | 578,419 |
| Cincinnati, Ohio..... | 13 | 122,434 | 128 | 16,736 | 138 | 12,134 | 632 | 540 | 73,823 | 72,593 |
| Cleveland, Ohio..... | 23 | 246,947 | 170 | 37,434 | 174 | 12,398 | 1,135 | 897 | 114,509 | 110,735 |
| Columbia, South Carolina..... | 5 | 10,173 | 18 | 4,489 | 27 | 3,280 | 125 | 105 | 13,271 | 12,899 |
| Columbus, Georgia..... | 4 | 12,700 | 20 | 3,859 | 49 | 3,807 | 117 | 111 | (D) | (D) |
| Columbus, Ohio..... | 11 | 93,939 | 73 | 11,368 | 47 | 4,945 | 350 | 322 | 49,559 | 49,081 |
| Corpus Christi, Texas..... | 6 | 19,052 | 29 | 4,239 | 29 | 2,572 | 108 | 104 | 11,150 | 11,044 |
| Dallas, Texas..... | 12 | 110,712 | 114 | 14,681 | 105 | 18,497 | 535 | 475 | 70,480 | 68,640 |
| Davenport, Iowa-Rock Island-Moline, Illinois..... | 15 | 25,562 | 27 | 5,877 | 33 | 3,506 | 180 | 156 | 15,959 | 15,541 |
| Dayton, Ohio..... | 6 | 74,066 | 62 | 9,786 | 38 | 3,406 | 267 | 245 | 37,872 | 37,638 |
| Decatur, Illinois..... | 7 | 14,286 | 14 | 2,440 | 12 | 1,664 | 74 | 64 | 7,481 | 7,373 |
| Denver, Colorado..... | 16 | 90,167 | 82 | 13,924 | 64 | 7,153 | 344 | 296 | 44,075 | 43,413 |
| Des Moines, Iowa..... | 6 | 34,838 | 22 | 4,416 | 25 | 2,628 | 140 | 122 | 19,418 | 19,078 |
| Detroit, Michigan..... | 39 | 397,082 | 325 | 77,936 | 303 | 34,105 | 2,239 | 1,977 | 273,354 | 269,228 |
| Dubuque, Iowa..... | 4 | 10,348 | 5 | 1,548 | 11 | 1,451 | 44 | 40 | 3,861 | 3,799 |
| Duluth, Minnesota-Superior, Wisconsin..... | 11 | 16,730 | 37 | 4,472 | 94 | 10,866 | 218 | 188 | 19,336 | 18,914 |
| Durham, North Carolina..... | 5 | 10,511 | 10 | 2,256 | 22 | 973 | 75 | 65 | 7,161 | 7,043 |
| El Paso, Texas..... | 3 | 24,391 | 18 | 8,508 | 30 | 5,545 | 130 | 124 | 18,028 | 17,848 |
| Erie, Pennsylvania..... | 3 | 19,152 | 31 | 8,452 | 38 | 1,779 | 183 | 149 | 15,814 | 15,218 |
| Evansville, Indiana..... | 5 | 16,489 | 11 | (D) | 15 | (D) | 104 | 102 | 19,349 | (D) |
| Fall River, Massachusetts..... | 4 | 5,560 | 17 | 3,524 | 48 | 1,050 | 133 | 103 | 13,420 | 12,860 |
| Flint, Michigan..... | 5 | 23,335 | 41 | 7,572 | 44 | 4,242 | 199 | 167 | 27,761 | 27,319 |
| Fort Smith, Arkansas..... | 3 | (D) | 6 | (D) | 24 | 3,130 | 54 | 48 | 5,765 | 5,583 |
| Fort Wayne, Indiana..... | 5 | 30,905 | 22 | 6,580 | 20 | 2,201 | 115 | 109 | 15,844 | 15,760 |
| Fort Worth, Texas..... | 12 | 71,862 | 58 | 5,555 | 55 | 5,218 | 208 | 184 | 26,053 | 25,661 |
| Fresno, California..... | 5 | 14,809 | 62 | 7,111 | 67 | 6,828 | 239 | 193 | 22,895 | 21,909 |
| Gadsden, Alabama..... | 2 | (D) | 13 | 1,935 | 27 | (D) | 61 | 59 | 4,946 | (D) |
| Galveston, Texas..... | 3 | 4,991 | 14 | (D) | 15 | (D) | 96 | 86 | 9,979 | 9,667 |
| Grand Rapids, Michigan..... | 4 | 41,384 | 45 | 7,053 | 66 | 3,826 | 209 | 187 | 23,505 | 23,119 |
| Green Bay, Wisconsin..... | 6 | 11,493 | 9 | 2,008 | 20 | 2,927 | 101 | 81 | 8,443 | 8,041 |
| Greensboro-High Point, North Carolina..... | 8 | 16,931 | 15 | 4,169 | 42 | 4,943 | 153 | 135 | (D) | (D) |
| Greenville, South Carolina..... | 7 | 19,157 | 31 | 4,077 | 46 | 2,775 | 111 | 103 | 10,243 | 10,133 |
| Hamilton-Middletown, Ohio..... | 6 | 8,224 | 17 | 3,963 | 21 | 5,120 | 100 | 90 | 10,042 | 9,880 |
| Hampton- Newport News-Warwick, Virginia..... | 4 | 9,033 | 18 | 5,447 | 28 | 2,533 | 113 | 101 | 11,161 | 10,997 |
| Harrisburg, Pennsylvania..... | 7 | 22,357 | 42 | 9,069 | 46 | 4,782 | 253 | 213 | 25,178 | 24,672 |
| Hartford, Connecticut..... | 7 | (D) | 53 | 10,020 | 70 | (D) | 345 | 289 | 37,048 | 36,128 |
| Houston, Texas..... | 9 | 101,335 | 88 | 18,816 | 124 | 29,269 | 470 | 426 | 79,982 | 78,932 |
| Huntington, West Virginia-Ashland, Kentucky..... | 9 | 14,939 | 27 | 7,305 | 59 | 5,535 | 153 | 141 | 15,366 | 15,162 |
| Indianapolis, Indiana..... | 8 | 109,965 | 45 | 15,023 | 76 | 5,818 | 279 | 255 | 36,857 | 36,483 |
| Jackson, Michigan..... | 5 | 8,639 | 14 | 3,064 | 4 | 267 | 71 | 69 | 8,808 | (D) |
| Jackson, Mississippi..... | 5 | 15,623 | 20 | 3,374 | 33 | 3,225 | 125 | 113 | 12,394 | 12,190 |
| Jacksonville, Florida..... | 4 | 25,062 | 69 | 9,307 | 72 | 4,576 | 229 | 213 | 27,970 | 27,780 |
| Johnstown, Pennsylvania..... | 5 | 22,936 | 30 | 6,754 | 75 | 7,025 | 162 | 126 | 10,059 | 9,695 |
| Kalamazoo, Michigan..... | 3 | 8,762 | 16 | 3,982 | 17 | 1,260 | 97 | 83 | 9,829 | 9,675 |
| Kansas City, Missouri..... | 19 | 103,482 | 98 | 14,590 | 166 | 13,587 | 599 | 499 | 80,276 | 78,534 |
| Kenosha, Wisconsin..... | 3 | 3,351 | 9 | 1,640 | 10 | 480 | 63 | 51 | 5,641 | 5,503 |
| Knoxville, Tennessee..... | 9 | 37,168 | 43 | 6,624 | 88 | 7,455 | 159 | 147 | 16,447 | 16,129 |
| LANCASTER, Pennsylvania..... | 6 | 15,525 | 18 | 4,593 | 78 | 5,678 | 199 | 143 | 13,842 | 13,062 |
| Lansing, Michigan..... | 7 | 26,704 | 23 | 5,224 | 19 | 1,806 | 128 | 122 | 15,355 | 15,315 |
| Laredo, Texas..... | 1 | (D) | 4 | 2,529 | 12 | (D) | 63 | 57 | 7,702 | 7,622 |
| Lawrence, Massachusetts..... | 2 | (D) | 13 | 3,258 | 24 | (D) | 142 | 114 | 12,224 | 12,002 |
| Lexington, Kentucky..... | 7 | 14,308 | 11 | 3,656 | 18 | 1,081 | 92 | 82 | 12,619 | 12,511 |
| Lima, Ohio..... | 6 | 12,107 | 12 | 3,151 | 15 | 713 | 69 | 63 | 5,742 | 5,696 |
| Lincoln, Nebraska..... | 4 | 29,575 | 7 | 2,538 | 12 | 649 | 50 | 48 | 10,416 | (D) |
| Little Rock-North Little Rock, Arkansas..... | 7 | 28,862 | 28 | 3,337 | 44 | 3,825 | 118 | 108 | 11,830 | 11,692 |
| Lorain-Elyria, Ohio..... | 5 | 9,190 | 20 | 4,301 | 24 | 2,049 | 172 | 134 | 10,972 | 10,414 |
| Los Angeles-Long Beach, California..... | 71 | 533,245 | 667 | 91,584 | 705 | 103,920 | 4,303 | 3,513 | 459,640 | 445,372 |
| Louisville, Kentucky..... | 10 | 60,727 | 65 | 12,928 | 119 | 10,512 | 361 | 311 | 50,506 | 49,626 |

See footnotes at end of table.

Table 1K. RETAIL TRADE: 1954-STANDARD METROPOLITAN AREAS, BY KIND OF BUSINESS-Continued

Establishments, Sales, and Annual Payroll

| Standard metropolitan area | General merchandise group--Continued | | | | | | Apparel, accessories stores | | | |
|---|--------------------------------------|--------------------|----------------------------|--------------------|------------------------------------|--------------------|-----------------------------|--------------------------|--|--|
| | Department stores | | Variety stores | | General merchandise stores, n.e.c. | | Total ¹ | | | |
| | Establishments (Number) | Sales (\$1,000) | Establishments (Number) | Sales (\$1,000) | Establishments (Number) | Sales (\$1,000) | Establishments | | Sales | |
| | | | | | | | Total (Number) | With payroll (Number) | Total, all establishments (\$1,000) | Establishments with payroll (\$1,000) |
| Lowell, Massachusetts..... | 5 | 8,042 | 21 | 2,670 | 25 | 997 | 88 | 72 | 8,899 | 8,591 |
| Lubbock, Texas..... | 5 | 15,755 | 15 | 2,238 | 25 | 4,177 | 86 | 80 | 9,627 | (D) |
| Macon, Georgia..... | 6 | 13,295 | 29 | 4,152 | 18 | 973 | 83 | 75 | 10,796 | 10,734 |
| Madison, Wisconsin..... | 7 | 15,030 | 19 | 3,015 | 30 | 2,295 | 142 | 120 | 18,065 | 17,653 |
| Manchester, New Hampshire..... | 3 | (D) | 22 | 2,912 | 18 | (D) | 123 | 99 | 10,474 | 10,164 |
| Memphis, Tennessee..... | 7 | 60,937 | 76 | 7,897 | 125 | 8,373 | 316 | 292 | 40,465 | 40,167 |
| Miami, Florida..... | 8 | 55,791 | 78 | 18,641 | 129 | 10,552 | 1,001 | 801 | 97,709 | 93,807 |
| Milwaukee, Wisconsin..... | 12 | 141,871 | 90 | 19,758 | 73 | 8,524 | 710 | 574 | 76,053 | 73,889 |
| Minneapolis-St. Paul, Minnesota..... | 12 | 174,899 | 161 | 20,285 | 114 | 8,861 | 725 | 617 | 106,487 | 104,535 |
| Mobile, Alabama..... | 3 | 16,173 | 11 | 6,483 | 70 | 5,566 | 141 | 127 | 17,557 | 17,387 |
| Montgomery, Alabama..... | 5 | 14,557 | 13 | 3,859 | 28 | 1,486 | 116 | 106 | 12,610 | 12,426 |
| Muncie, Indiana..... | 4 | 8,274 | 11 | 1,900 | 5 | 177 | 80 | 74 | 6,511 | 6,459 |
| Nashville, Tennessee..... | 5 | 34,056 | 43 | 6,587 | 67 | 5,609 | 187 | 163 | 38,328 | 37,950 |
| New Bedford, Massachusetts..... | 5 | 8,747 | 15 | 3,223 | 35 | 520 | 146 | 118 | (D) | 12,787 |
| New Britain-Bristol, Connecticut..... | 2 | (D) | 24 | 3,483 | 25 | (D) | 178 | 148 | 14,827 | 14,431 |
| New Haven, Connecticut..... | 4 | 14,942 | 33 | 7,549 | 71 | 4,935 | 367 | 299 | 35,963 | 34,997 |
| New Orleans, Louisiana..... | 10 | 83,669 | 58 | 20,475 | 155 | 11,073 | 434 | 336 | (D) | (D) |
| New York-Northeastern New Jersey..... | 87 | 931,428 | 1,153 | 249,749 | 3,998 | 208,213 | 16,822 | 12,510 | 1,812,965 | 1,738,643 |
| Norfolk-Portsmouth, Virginia..... | 14 | 37,635 | 54 | 13,345 | 67 | 8,267 | 340 | 312 | (D) | 46,883 |
| Ogden, Utah..... | 2 | (D) | 9 | (D) | 10 | 859 | 54 | 52 | 8,045 | (D) |
| Oklahoma City, Oklahoma..... | 8 | 44,531 | 55 | 7,851 | 51 | 10,077 | 220 | 188 | 30,093 | 29,525 |
| Omaha, Nebraska..... | 6 | 44,835 | 32 | 7,429 | 46 | 4,707 | 210 | 170 | 33,197 | 32,637 |
| Orlando, Florida..... | 4 | 14,101 | 34 | 4,254 | 32 | 1,502 | 124 | 124 | 13,338 | 13,002 |
| Peoria, Illinois..... | 8 | 26,279 | 44 | (D) | 41 | (D) | 162 | 144 | 15,991 | 15,795 |
| Philadelphia, Pennsylvania..... | 30 | 358,707 | 432 | 66,604 | 958 | 46,112 | 4,281 | 2,925 | 335,903 | 311,999 |
| Phoenix, Arizona..... | 5 | 22,560 | 81 | 9,473 | 60 | 11,689 | 268 | 226 | 26,932 | 26,072 |
| Pittsburgh, Pennsylvania..... | 24 | 203,762 | 225 | 62,257 | 281 | 41,056 | 1,661 | 1,409 | 152,376 | 148,686 |
| Pittsfield, Massachusetts..... | 3 | (D) | 15 | 3,337 | 13 | (D) | 81 | 65 | 6,966 | 6,724 |
| Portland, Maine..... | 4 | 15,577 | 44 | 8,541 | 18 | 940 | 112 | 92 | 11,500 | 11,098 |
| Portland, Oregon..... | 9 | 91,325 | 154 | 13,902 | 117 | 15,575 | 408 | 308 | 43,735 | 42,213 |
| Providence, Rhode Island..... | 10 | 49,766 | 93 | (D) | 214 | (D) | 691 | 511 | 66,529 | 63,849 |
| Pueblo, Colorado..... | 2 | (D) | 7 | 2,843 | 9 | (D) | 56 | 50 | 6,282 | 6,170 |
| Racine, Wisconsin..... | 4 | 6,266 | 16 | 1,898 | 15 | (D) | 113 | 93 | 7,616 | 7,318 |
| Raleigh, North Carolina..... | 8 | 14,438 | 18 | 3,405 | 70 | 4,192 | 112 | 102 | 10,211 | 10,089 |
| Reading, Pennsylvania..... | 4 | 13,046 | 20 | 5,549 | 81 | 4,643 | 230 | 168 | 18,689 | 17,683 |
| Richmond, Virginia..... | 5 | 68,865 | 40 | 8,157 | 59 | 2,711 | 203 | 183 | 25,392 | 24,852 |
| Roanoke, Virginia..... | 4 | 10,132 | 12 | 4,984 | 26 | 1,399 | 103 | 97 | 13,889 | 13,821 |
| Rochester, New York..... | 7 | 69,984 | 44 | 10,222 | 88 | 3,564 | 435 | 319 | 45,891 | 44,275 |
| Rockford, Illinois..... | 9 | 14,619 | 16 | 3,135 | 16 | 2,723 | 138 | 112 | 12,764 | 12,146 |
| Sacramento, California..... | 7 | 33,869 | 61 | 7,217 | 49 | 6,509 | 242 | 198 | 24,727 | 23,887 |
| Saginaw, Michigan..... | 6 | 13,200 | 15 | 3,346 | 23 | 3,805 | 130 | 120 | 14,641 | 14,445 |
| St. Joseph, Missouri..... | 4 | 6,551 | 5 | (D) | 15 | (D) | 79 | 71 | 7,617 | 7,617 |
| St. Louis, Missouri..... | 17 | 218,208 | 184 | 33,736 | 322 | 29,349 | 1,210 | 988 | 116,762 | 113,284 |
| Salt Lake City, Utah..... | 9 | 44,310 | 22 | 5,855 | 39 | 5,140 | 170 | 150 | 19,023 | 18,703 |
| San Angelo, Texas..... | 4 | 6,483 | 6 | (D) | 9 | (D) | 52 | 46 | 4,086 | (D) |
| San Antonio, Texas..... | 7 | 58,271 | 59 | 11,722 | 75 | 6,972 | 295 | 271 | 44,344 | 43,956 |
| San Bernardino-Riverside-Ontario, California..... | 9 | 28,620 | 81 | 10,164 | 117 | 15,137 | 392 | 328 | 30,078 | 28,882 |
| San Diego, California..... | 10 | 58,827 | 105 | 12,583 | 94 | 14,470 | 545 | 471 | 51,019 | 49,809 |
| San Francisco-Oakland, California..... | 39 | 252,977 | 431 | 48,333 | 303 | 34,607 | 1,994 | 1,552 | 223,085 | 215,963 |
| San Jose, California..... | 7 | 26,480 | 63 | 7,780 | 51 | 5,452 | 338 | 276 | 32,669 | 31,421 |
| Savannah, Georgia..... | 4 | 10,325 | 23 | 3,828 | 23 | 3,944 | 102 | 96 | 13,779 | 13,667 |
| Scranton, Pennsylvania..... | 4 | 16,625 | 31 | 4,904 | 66 | 5,417 | 239 | 185 | 19,167 | 18,457 |
| Seattle, Washington..... | 10 | 116,255 | 131 | 14,345 | 110 | 12,614 | 425 | 372 | 54,492 | 53,352 |
| Shreveport, Louisiana..... | 4 | 16,331 | 20 | 3,867 | 81 | 5,412 | 164 | 146 | 21,345 | 20,983 |
| Sioux City, Iowa..... | 5 | 21,690 | 20 | 3,015 | 8 | 540 | 73 | 57 | 8,000 | 7,714 |
| Sioux Falls, South Dakota..... | 5 | 8,775 | 6 | 1,895 | 15 | 2,879 | 57 | 51 | 5,664 | 5,618 |
| South Bend, Indiana..... | 6 | 26,608 | 24 | 4,785 | 31 | 1,983 | 138 | 126 | 18,250 | 17,950 |
| Spokane, Washington..... | 5 | 37,149 | 36 | 6,570 | 30 | 3,416 | 148 | 130 | 16,265 | 16,025 |
| Springfield, Illinois..... | 7 | 16,949 | 7 | 3,077 | 26 | 1,679 | 90 | 78 | 11,324 | 11,110 |
| Springfield, Missouri..... | 4 | 8,026 | 15 | 3,033 | 30 | 4,349 | 85 | 77 | 7,519 | 7,365 |
| Springfield, Ohio..... | 3 | 9,841 | 7 | (D) | 13 | (D) | 64 | 60 | 6,847 | 6,809 |
| Springfield-Holyoke, Massachusetts..... | 9 | 35,113 | 57 | 10,107 | 71 | 17,128 | 397 | 333 | 38,130 | 37,110 |
| Stamford-Norwalk, Connecticut..... | 4 | 12,525 | 35 | 5,167 | 39 | 2,081 | 343 | 279 | 26,136 | 25,048 |
| Stockton, California..... | 6 | 12,487 | 32 | 4,808 | 36 | 5,725 | 193 | 147 | 16,070 | 15,054 |
| Syracuse, New York..... | 7 | 38,756 | 42 | 11,375 | 48 | 2,965 | 275 | 215 | 34,609 | 33,627 |
| Tacoma, Washington..... | 4 | 23,956 | 38 | 4,392 | 35 | 8,841 | 159 | 127 | 12,587 | 12,121 |
| Tampa-St. Petersburg, Florida..... | 10 | 41,858 | 67 | 13,920 | 110 | 27,741 | 387 | 327 | 34,316 | 33,468 |
| Terre Haute, Indiana..... | 8 | 17,122 | 8 | 1,682 | 14 | 4,932 | 62 | 60 | 5,458 | (D) |
| Toledo, Ohio..... | 8 | 58,732 | 45 | 7,575 | 49 | 2,679 | 297 | 247 | 29,254 | 28,514 |
| Topeka, Kansas..... | 4 | 10,800 | 14 | 3,408 | 11 | 1,891 | 88 | 74 | 9,488 | 9,168 |
| Trenton, New Jersey..... | 7 | 23,334 | 20 | 4,897 | 72 | 6,908 | 310 | 236 | 27,436 | 26,062 |
| Tucson, Arizona..... | 3 | 13,029 | 24 | 3,606 | 32 | 7,733 | 112 | 88 | 13,398 | 13,082 |
| Tulsa, Oklahoma..... | 5 | 28,586 | 46 | 4,754 | 53 | 7,809 | 199 | 169 | 29,036 | 28,576 |
| Utica-Rome, New York..... | 8 | 12,430 | 41 | 7,574 | 84 | 4,249 | 323 | 243 | 21,430 | 20,308 |
| Waco, Texas..... | 5 | 13,312 | 33 | 2,654 | 39 | 3,997 | 82 | 76 | 6,540 | 6,414 |
| Washington, D. C..... | 24 | 210,705 | 197 | 37,779 | 136 | 11,542 | 1,010 | 878 | 142,594 | 138,776 |
| Waterbury, Connecticut..... | 3 | 4,527 | 10 | 4,695 | 27 | 2,056 | 180 | 144 | 18,135 | 17,735 |
| Waterloo, Iowa..... | 4 | 12,608 | 11 | (D) | 6 | (D) | 76 | 70 | 7,594 | 7,540 |
| Wheeling, West Virginia-Steubenville, Ohio..... | 10 | 22,128 | 35 | 10,604 | 82 | 8,453 | 243 | 213 | 21,992 | 21,562 |
| Wichita, Kansas..... | 5 | 27,197 | 36 | 7,803 | 29 | 7,899 | 167 | 153 | 25,335 | 25,075 |
| Wichita Falls, Texas..... | 4 | 9,097 | 18 | 2,336 | 9 | 1,984 | 83 | 75 | 9,229 | 9,111 |
| Wilkes-Barre-Hazleton, Pennsylvania..... | 9 | 25,864 | 56 | 7,902 | 104 | 4,656 | 336 | 258 | 24,869 | 23,823 |
| Wilmington, Delaware..... | 7 | (D) | 33 | 6,762 | 60 | (D) | 275 | 227 | 27,317 | 26,423 |
| Winston-Salem, North Carolina..... | 10 | 16,273 | 11 | 3,220 | 20 | 2,382 | 103 | 95 | 13,463 | 13,237 |
| Worcester, Massachusetts..... | 6 | 19,614 | 30 | 8,223 | 33 | 1,143 | 220 | 186 | 27,229 | 26,633 |
| York, Pennsylvania..... | 8 | 14,033 | 29 | 6,595 | 74 | 5,436 | 152 | 142 | 14,717 | 14,149 |
| Youngstown, Ohio..... | 10 | 47,883 | 52 | 16,555 | 67 | 8,270 | 362 | 314 | 33,851 | 32,905 |

See footnotes at end of table.

Table 1K. RETAIL TRADE: 1954—STANDARD METROPOLITAN AREAS, BY KIND OF BUSINESS—Continued
Establishments, Sales, and Annual Payroll

| Standard metropolitan area | Apparel, accessories stores—Continued | | | | Furniture, home furnishings, appliance dealers | | | | | | | |
|---|---------------------------------------|--------------------|------------------------------------|--------------------|--|--------------------------|---|--|------------------------------------|--------------------|---------------------------------------|--------------------|
| | Shoe stores | | Women's clothing, specialty stores | | Total | | | | Furniture, home furnishings stores | | Household appliance, radio, TV stores | |
| | Establishments (Number) | Sales (\$1,000) | Establishments (Number) | Sales (\$1,000) | Establishments | | Sales | | Establishments (Number) | Sales (\$1,000) | Establishments (Number) | Sales (\$1,000) |
| | | | | | Total ² (Number) | With payroll (Number) | Total, all establishments ² (\$1,000) | Establishments with payroll (\$1,000) | | | | |
| Akron, Ohio..... | 53 | 5,441 | 85 | 8,508 | 188 | 140 | 25,146 | 24,564 | 84 | 11,768 | 104 | 13,378 |
| Albany-Schenectady-Troy, New York..... | 105 | 9,833 | 198 | 26,130 | 318 | 218 | 31,710 | 30,304 | 178 | 20,807 | 140 | 10,903 |
| Albuquerque, New Mexico..... | 28 | 3,126 | 45 | 4,515 | 109 | 83 | 13,234 | 12,728 | 68 | 8,497 | 41 | 4,737 |
| Allentown-Bethlehem-Easton, Pennsylvania..... | 88 | 7,275 | 157 | 14,213 | 308 | 204 | 27,443 | 25,935 | 132 | 16,394 | 174 | 11,031 |
| Altoona, Pennsylvania..... | 19 | 1,713 | 30 | 3,038 | 73 | 47 | 7,299 | 6,917 | 34 | 5,708 | 39 | 1,591 |
| Amarillo, Texas..... | 26 | (D) | 47 | 6,992 | 87 | 61 | 8,073 | 7,613 | 59 | 6,040 | 24 | 2,013 |
| Asheville, North Carolina..... | 13 | 1,351 | 26 | 2,184 | 63 | 51 | 5,621 | 5,503 | 44 | 4,228 | 19 | 1,393 |
| Atlanta, Georgia..... | 104 | 14,201 | 160 | 19,957 | 354 | 274 | 39,912 | 38,348 | 225 | 26,355 | 125 | 13,435 |
| Atlantic City, New Jersey..... | 37 | 3,058 | 107 | 8,707 | 114 | 74 | 9,900 | 9,132 | 65 | 5,957 | 49 | 3,943 |
| Augusta, Georgia..... | 14 | 1,552 | 33 | 4,355 | 97 | 81 | 10,229 | 9,723 | 60 | 6,593 | 37 | 3,636 |
| Austin, Texas..... | 33 | 3,437 | 47 | 8,775 | 87 | 67 | 10,760 | 10,536 | 52 | 6,813 | 31 | 3,913 |
| Baltimore, Maryland..... | 219 | 15,564 | 327 | 29,431 | 585 | 413 | 74,748 | 72,174 | 381 | 54,248 | 198 | 20,396 |
| Baton Rouge, Louisiana..... | 29 | 2,893 | 41 | 5,533 | 87 | 77 | 12,337 | 12,151 | 54 | 8,217 | 33 | 4,120 |
| Bay City, Michigan..... | 20 | 1,516 | 36 | 2,348 | 68 | 50 | 8,776 | 8,142 | 34 | 3,924 | 34 | 4,852 |
| Beaumont-Port Arthur, Texas..... | 36 | 3,415 | 44 | 5,645 | 137 | 107 | 12,694 | 12,108 | 68 | 7,626 | 69 | 5,068 |
| Binghamton, New York..... | 35 | 2,884 | 58 | 5,929 | 97 | 69 | 10,634 | 10,198 | 58 | 8,315 | 39 | 2,319 |
| Birmingham, Alabama..... | 66 | 6,854 | 102 | 15,652 | 233 | 191 | 25,416 | 24,976 | 152 | 18,361 | 81 | 7,055 |
| Boston, Massachusetts..... | 498 | 38,222 | 784 | 87,900 | 1,303 | 917 | 129,060 | 122,054 | 836 | 83,560 | 461 | 45,438 |
| Bridgport, Connecticut..... | 49 | 3,877 | 111 | 7,952 | 178 | 136 | 20,987 | 20,105 | 91 | 11,460 | 87 | 9,527 |
| Brockton, Massachusetts..... | 38 | 2,376 | 59 | 3,916 | 74 | 44 | 5,628 | 5,278 | 44 | 3,451 | 30 | 2,177 |
| Buffalo, New York..... | 228 | 17,801 | 294 | 52,888 | 668 | 464 | 67,451 | 63,891 | 355 | 43,492 | 309 | 23,881 |
| Canton, Ohio..... | 52 | 4,194 | 67 | 9,781 | 221 | 155 | 21,572 | 20,684 | 111 | 13,503 | 110 | 8,069 |
| Cedar Rapids, Iowa..... | 16 | 1,800 | 26 | 4,076 | 87 | 53 | 11,817 | 11,399 | 37 | 6,007 | 50 | 5,758 |
| Charleston, South Carolina..... | 28 | 2,160 | 62 | 5,311 | 101 | 89 | 11,131 | 10,987 | 65 | 6,863 | 34 | 4,268 |
| Charleston, West Virginia..... | 30 | 2,757 | 57 | 5,809 | 152 | 118 | 14,358 | 13,976 | 79 | 9,073 | 73 | 5,285 |
| Charlotte, North Carolina..... | 39 | 3,591 | 48 | 7,173 | 106 | 84 | 11,606 | 11,262 | 88 | 9,707 | 18 | 1,899 |
| Chattanooga, Tennessee..... | 33 | 2,868 | 57 | 6,372 | 164 | 116 | 15,208 | 13,874 | 98 | 10,172 | 66 | 5,036 |
| Chicago, Illinois..... | 996 | 98,217 | 2,093 | 233,923 | 2,641 | 1,879 | 352,149 | 337,207 | 1,700 | 243,618 | 927 | 108,215 |
| Cincinnati, Ohio..... | 148 | 13,889 | 186 | 21,233 | 497 | 359 | 58,214 | 54,940 | 306 | 41,703 | 187 | 16,423 |
| Cleveland, Ohio..... | 287 | 24,905 | 349 | 41,809 | 903 | 587 | 100,311 | 91,619 | 570 | 70,071 | 329 | 30,020 |
| Columbia, South Carolina..... | 22 | 2,040 | 46 | 6,275 | 95 | 69 | 13,212 | 12,638 | 61 | 6,354 | 34 | 6,858 |
| Columbus, Georgia..... | 23 | 2,380 | 42 | 4,714 | 100 | 84 | 9,606 | 9,312 | 63 | 6,950 | 37 | 2,656 |
| Columbus, Ohio..... | 94 | 10,501 | 114 | 11,472 | 282 | 214 | 31,899 | 30,791 | 175 | 20,806 | 103 | 11,061 |
| Corpus Christi, Texas..... | 27 | (D) | 40 | 5,196 | 91 | 71 | 9,344 | 9,032 | 56 | 6,867 | 33 | 2,435 |
| Dallas, Texas..... | 110 | 10,039 | 238 | 28,631 | 402 | 268 | 40,255 | 37,787 | 281 | 25,547 | 117 | 14,640 |
| Davenport, Iowa-Rock Island-Moline, Illinois... | 46 | 2,625 | 59 | 6,357 | 141 | 95 | 13,401 | 12,511 | 70 | 8,204 | 71 | 5,197 |
| Dayton, Ohio..... | 83 | 7,414 | 73 | 10,864 | 238 | 158 | 31,145 | 30,015 | 120 | 19,208 | 116 | 11,929 |
| Decatur, Illinois..... | 19 | 1,704 | 26 | 2,852 | 63 | 47 | 6,696 | 6,420 | 25 | 3,197 | 38 | 3,499 |
| Denver, Colorado..... | 66 | 7,452 | 130 | 21,945 | 416 | 292 | 48,302 | 46,116 | 240 | 30,527 | 174 | 17,769 |
| Des Moines, Iowa..... | 34 | 3,770 | 40 | 7,789 | 148 | 90 | 15,512 | 14,534 | 55 | 10,446 | 91 | 5,048 |
| Detroit, Michigan..... | 532 | 53,620 | 803 | 115,304 | 1,530 | 1,196 | 211,521 | 205,445 | 870 | 143,464 | 654 | 69,985 |
| Dubuque, Iowa..... | 12 | 1,193 | 15 | 1,162 | 40 | 34 | 4,094 | 3,972 | 21 | 2,204 | 19 | 1,890 |
| Duluth, Minnesota-Superior, Wisconsin..... | 44 | 2,125 | 76 | 8,444 | 146 | 110 | 13,860 | 13,152 | 62 | 8,055 | 84 | 5,805 |
| Durham, North Carolina..... | 15 | 1,475 | 29 | 2,939 | 48 | 40 | 7,062 | 6,980 | 38 | 6,253 | 8 | 779 |
| El Paso, Texas..... | 27 | 3,246 | 36 | (D) | 98 | 68 | 15,095 | 14,501 | 65 | 12,537 | 33 | 2,558 |
| Erie, Pennsylvania..... | 42 | 3,115 | 72 | 5,962 | 120 | 86 | 13,357 | 12,895 | 58 | 7,496 | 62 | 5,861 |
| Evansville, Indiana..... | 25 | 3,747 | 35 | 8,039 | 82 | 72 | 12,159 | 11,959 | 45 | 8,363 | 37 | 3,796 |
| Fall River, Massachusetts..... | 31 | 2,098 | 57 | 6,663 | 88 | 62 | 9,992 | 9,594 | 51 | 8,023 | 37 | 1,969 |
| Flint, Michigan..... | 43 | 4,468 | 76 | 11,555 | 194 | 160 | 28,747 | 28,261 | 84 | 16,107 | 110 | 12,640 |
| Fort Smith, Arkansas..... | 18 | 1,216 | 13 | (D) | 54 | 40 | 3,761 | 3,543 | 39 | 2,882 | 15 | 879 |
| Fort Wayne, Indiana..... | 41 | 3,768 | 34 | 6,681 | 94 | 78 | 12,680 | 12,408 | 49 | 5,958 | 45 | 6,722 |
| Fort Worth, Texas..... | 45 | (D) | 75 | 8,322 | 186 | 108 | 19,685 | 18,725 | 120 | 13,568 | 66 | 6,117 |
| Fresno, California..... | 47 | 4,243 | 91 | 8,077 | 246 | 162 | 27,041 | 25,523 | 123 | 15,149 | 121 | 11,876 |
| Gadsden, Alabama..... | 15 | 1,079 | 20 | (D) | 55 | 49 | 4,394 | 4,330 | 31 | 2,496 | 22 | 1,874 |
| Galveston, Texas..... | 22 | 2,194 | 36 | 3,115 | 55 | 41 | 6,681 | 6,487 | 30 | 4,626 | 23 | 2,031 |
| Grand Rapids, Michigan..... | 50 | 4,400 | 71 | 8,694 | 205 | 145 | 19,361 | 18,339 | 98 | 11,713 | 107 | 7,648 |
| Green Bay, Wisconsin..... | 27 | 1,705 | 40 | 3,393 | 86 | 52 | 7,041 | 6,401 | 36 | 4,186 | 50 | 2,855 |
| Greensboro-High Point, North Carolina..... | 38 | 3,576 | 57 | 7,002 | 138 | 96 | 11,935 | 11,163 | 96 | 9,094 | 42 | 2,841 |
| Greenville, South Carolina..... | 20 | 2,186 | 38 | 3,298 | 112 | 84 | 11,329 | 10,791 | 71 | 7,639 | 39 | 3,654 |
| Hamilton-Middletown, Ohio..... | 31 | 2,350 | 28 | 2,486 | 77 | 55 | 10,735 | 10,331 | 44 | 7,344 | 33 | 3,391 |
| Hampton-Newport News-Warwick, Virginia..... | 21 | 1,923 | 31 | 3,409 | 83 | 77 | 12,283 | 12,143 | 49 | 5,272 | 34 | 7,011 |
| Harrisburg, Pennsylvania..... | 63 | 4,612 | 91 | 9,984 | 193 | 123 | 17,700 | 16,800 | 94 | 11,628 | 95 | 6,052 |
| Hartford, Connecticut..... | 67 | 6,538 | 121 | 13,611 | 276 | 202 | 27,337 | 26,111 | 151 | 14,706 | 123 | 12,547 |
| Houston, Texas..... | 123 | 17,020 | 149 | 25,693 | 519 | 379 | 69,010 | 67,194 | 336 | 54,816 | 177 | 14,130 |
| Huntington, West Virginia-Ashland, Kentucky... | 37 | 3,359 | 48 | 5,927 | 136 | 106 | 13,005 | 12,471 | 74 | 8,589 | 62 | 4,416 |
| Indianapolis, Indiana..... | 55 | 7,005 | 105 | 14,566 | 290 | 228 | 43,246 | 42,020 | 173 | 31,301 | 117 | 11,945 |
| Jackson, Michigan..... | 17 | 1,514 | 26 | (D) | 63 | 49 | 6,403 | 6,161 | 21 | 2,902 | 42 | 3,501 |
| Jackson, Mississippi..... | 28 | 2,450 | 44 | 4,957 | 60 | 52 | 7,566 | 6,948 | 42 | 5,649 | 18 | 1,917 |
| Jacksonville, Florida..... | 53 | 5,065 | 87 | 13,705 | 178 | 140 | 22,837 | 22,133 | 114 | 17,936 | 62 | 4,845 |
| Johnstown, Pennsylvania..... | 33 | 2,055 | 62 | 4,169 | 114 | 74 | 9,282 | 8,750 | 48 | 7,417 | 66 | 1,865 |
| Kalamazoo, Michigan..... | 21 | 2,674 | 49 | 3,945 | 82 | 58 | 10,878 | 10,414 | 37 | 5,563 | 45 | 5,315 |
| Kansas City, Missouri..... | 131 | 12,890 | 198 | 32,222 | 452 | 318 | 54,338 | 51,602 | 264 | 34,702 | 186 | 19,596 |
| Kenosha, Wisconsin..... | 13 | 729 | 28 | 2,855 | 64 | 40 | 5,074 | 4,680 | 32 | 2,473 | 32 | 2,601 |
| Knoxville, Tennessee..... | 37 | 3,531 | 52 | 5,675 | 180 | 126 | 15,494 | 14,472 | 101 | 9,867 | 77 | 5,597 |
| Lancaster, Pennsylvania..... | 46 | 3,010 | 73 | 5,295 | 189 | 113 | 13,547 | 12,473 | 83 | 7,923 | 106 | 5,624 |
| Lansing, Michigan..... | 35 | 3,531 | 47 | 5,626 | 91 | 69 | 9,252 | 8,842 | 36 | 6,273 | 55 | 2,979 |
| Laredo, Texas..... | 11 | 1,119 | 29 | 4,429 | 13 | 13 | 1,725 | 1,725 | 6 | 1,074 | 7 | 651 |
| Lawrence, Massachusetts..... | 27 | 1,614 | 53 | 5,342 | 92 | 56 | 6,197 | 5,619 | 51 | 3,646 | 39 | 2,541 |
| Lexington, Kentucky..... | 22 | 2,623 | 50 | 6,468 | 62 | 46 | 6,308 | 6,142 | 38 | 3,426 | 24 | 2,882 |
| Lima, Ohio..... | 15 | 1,635 | 34 | 2,693 | 66 | 44 | 5,442 | 5,018 | 28 | 2,400 | 38 | 3,042 |
| Lincoln, Nebraska..... | 14 | 1,126 | 14 | 3,360 | 64 | 50 | 7,545 | 7,371 | 37 | 4,133 | 27 | 3,412 |
| Little Rock-North Little Rock, Arkansas..... | 31 | 3,655 | 40 | 4,100 | 106 | 80 | 10,497 | 9,943 | 74 | 7,311 | 32 | 3,186 |
| Lorain-Elyria, Ohio..... | 43 | 2,285 | 67 | 3,650 | 109 | 83 | 10,903 | 10,487 | 50 | 5,763 | 59 | 5,140 |
| Los Angeles-Long Beach, California..... | 900 | 82,196 | 1,694 | 185,079 | 3,822 | 2,818 | 459,994 | 437,162 | 2,355 | 313,261 | 1,441 | 146,267 |
| Louisville, Kentucky..... | 89 | 7,808 | 99 | 18,841 | 240 | 190 | 32,991 | 32,285 | 123 | 21,464 | 115 | 11,519 |

See footnotes at end of table.

RETAIL TRADE—AREA STATISTICS

Table 1K. RETAIL TRADE: 1954—STANDARD METROPOLITAN AREAS, BY KIND OF BUSINESS—Continued

Establishments, Sales, and Annual Payroll

| Standard metropolitan area | Automotive group | | | | | | | | | |
|---|--------------------|-----------------------|-------------------------------------|---------------------------------------|------------------------------------|-----------------|---------------------------------------|-----------------|----------------------------------|-----------------|
| | Total ¹ | | | | Passenger car dealers (franchised) | | Passenger car dealers (nonfranchised) | | Tire, battery, accessory dealers | |
| | Establishments | | Sales | | Establishments (Number) | Sales (\$1,000) | Establishments (Number) | Sales (\$1,000) | Establishments (Number) | Sales (\$1,000) |
| | Total (Number) | With payroll (Number) | Total, all establishments (\$1,000) | Establishments with payroll (\$1,000) | | | | | | |
| Akron, Ohio..... | 195 | 151 | 98,103 | 96,433 | 62 | 78,570 | 62 | 7,896 | 60 | 10,269 |
| Albany-Schenectady-Troy, New York.. | 245 | 175 | 99,987 | 96,681 | 93 | 81,616 | 69 | 9,186 | 60 | 7,046 |
| Albuquerque, New Mexico..... | 107 | 81 | 45,023 | 43,467 | 29 | 32,296 | 45 | 7,935 | 16 | (D) |
| Allentown-Bethlehem-Easton, Pa..... | 236 | 196 | 76,555 | 75,793 | 131 | 65,618 | 49 | 6,131 | 45 | 4,209 |
| Altoona, Pennsylvania..... | 73 | 59 | 22,388 | 21,884 | 38 | 19,456 | 22 | 1,619 | 12 | (D) |
| Amarillo, Texas..... | 105 | 47 | 41,834 | 38,034 | 28 | 31,391 | 57 | (D) | 13 | 3,165 |
| Asheville, North Carolina..... | 63 | 47 | 16,538 | 16,090 | 20 | 12,602 | 27 | 2,141 | 13 | 1,600 |
| Atlanta, Georgia..... | 317 | 223 | 165,718 | 163,588 | 74 | 129,465 | 125 | 16,483 | 90 | 15,142 |
| Atlantic City, New Jersey..... | 82 | 68 | 24,206 | 23,858 | 37 | 20,640 | 17 | (D) | 16 | 1,601 |
| Augusta, Georgia..... | 114 | 94 | 39,076 | 37,288 | 38 | 23,246 | 39 | 6,396 | 26 | 5,086 |
| Austin, Texas..... | 95 | 69 | 34,060 | 32,868 | 18 | 22,294 | 47 | 6,570 | 20 | (D) |
| Baltimore, Maryland..... | 409 | 333 | 217,041 | 215,363 | 124 | 181,099 | 151 | 19,390 | 105 | 12,965 |
| Baton Rouge, Louisiana..... | 73 | 59 | 40,003 | 38,889 | 19 | 30,609 | 24 | 4,645 | 24 | 3,852 |
| Bay City, Michigan..... | 45 | 41 | 18,353 | 18,201 | 24 | 15,670 | 11 | 1,171 | 5 | 1,161 |
| Beaumont-Port Arthur, Texas..... | 121 | 97 | 45,666 | 45,054 | 36 | 32,716 | 34 | 6,610 | 36 | (D) |
| Binghamton, New York..... | 98 | 76 | 39,144 | 38,150 | 34 | 32,843 | 30 | 3,033 | 20 | 2,347 |
| Birmingham, Alabama..... | 198 | 150 | 113,325 | 112,191 | 47 | 92,362 | 72 | 9,630 | 68 | 9,968 |
| Boston, Massachusetts..... | 861 | 699 | 433,256 | 427,548 | 449 | 391,011 | 181 | 17,416 | 189 | 21,294 |
| Bridgeport, Connecticut..... | 105 | 89 | 49,888 | 49,588 | 37 | 40,558 | 31 | 5,354 | 25 | 2,770 |
| Brockton, Massachusetts..... | 88 | 64 | 23,734 | 23,376 | 44 | 21,365 | 24 | (D) | 14 | 827 |
| Buffalo, New York..... | 430 | 344 | 222,041 | 219,867 | 207 | 196,594 | 91 | 10,279 | 99 | 10,443 |
| Canton, Ohio..... | 170 | 140 | 61,098 | 60,082 | 78 | 50,702 | 47 | 5,845 | 38 | 3,731 |
| Cedar Rapids, Iowa..... | 59 | 49 | 25,699 | 25,275 | 25 | 21,123 | 13 | 2,028 | 12 | 1,551 |
| Charleston, South Carolina..... | 54 | 40 | 26,223 | 25,269 | 20 | 21,742 | 18 | 2,070 | 11 | 1,693 |
| Charleston, West Virginia..... | 113 | 107 | 57,157 | 56,975 | 54 | 48,435 | 37 | 5,397 | 17 | 2,578 |
| Charlotte, North Carolina..... | 83 | 61 | 43,790 | 43,510 | 20 | 32,101 | 33 | 5,390 | 23 | 4,019 |
| Chattanooga, Tennessee..... | 141 | 97 | 43,817 | 42,141 | 30 | 29,072 | 74 | 10,190 | 30 | 3,987 |
| Chicago, Illinois..... | 1,767 | 1,393 | 1,125,276 | 1,110,368 | 762 | 987,519 | 470 | 75,016 | 394 | 41,318 |
| Cincinnati, Ohio..... | 324 | 288 | 196,305 | 195,391 | 126 | 165,348 | 103 | 17,814 | 75 | 9,738 |
| Cleveland, Ohio..... | 509 | 417 | 334,160 | 331,308 | 207 | 293,583 | 147 | 23,558 | 118 | 14,015 |
| Columbia, South Carolina..... | 79 | 63 | 34,643 | 34,087 | 19 | 24,986 | 32 | 5,050 | 18 | 4,222 |
| Columbus, Georgia..... | 88 | 72 | 28,062 | 27,464 | 15 | 16,821 | 47 | 7,996 | 16 | 1,919 |
| Columbus, Ohio..... | 274 | 206 | 121,439 | 118,929 | 67 | 94,500 | 95 | 12,726 | 97 | 11,374 |
| Corpus Christi, Texas..... | 108 | 88 | 44,229 | 43,623 | 24 | 29,563 | 46 | 10,345 | 30 | 3,561 |
| Dallas, Texas..... | 462 | 292 | 248,521 | 238,793 | 63 | 184,129 | 239 | 39,239 | 114 | 19,170 |
| Davenport, Iowa-Rock Island-Moline, Illinois..... | 128 | 110 | 51,304 | 50,374 | 50 | 40,273 | 31 | 5,903 | 29 | 3,604 |
| Dayton, Ohio..... | 202 | 180 | 112,740 | 111,730 | 79 | 92,805 | 52 | 8,166 | 47 | 7,619 |
| Decatur, Illinois..... | 53 | 41 | 27,241 | 26,853 | 16 | 21,436 | 18 | 2,825 | 14 | 1,725 |
| Denver, Colorado..... | 369 | 263 | 174,527 | 169,915 | 80 | 122,255 | 187 | 35,179 | 70 | 9,705 |
| Des Moines, Iowa..... | 134 | 112 | 66,858 | 66,352 | 33 | 50,573 | 47 | 7,979 | 35 | 4,118 |
| Detroit, Michigan..... | 1,135 | 935 | 888,164 | 881,312 | 429 | 777,052 | 354 | 61,881 | 247 | 33,847 |
| Dubuque, Iowa..... | 44 | 40 | 12,779 | 12,683 | 23 | 9,552 | 12 | 1,841 | 8 | (D) |
| Duluth, Minnesota-Superior, Wis.... | 145 | 127 | 48,498 | 47,968 | 82 | 40,463 | 17 | 2,215 | 22 | (D) |
| Durham, North Carolina..... | 40 | 36 | 19,317 | 19,271 | 13 | 12,673 | 18 | 2,777 | 7 | (D) |
| El Paso, Texas..... | 107 | 69 | 44,914 | 43,366 | 20 | 34,049 | 43 | 4,448 | 22 | 4,352 |
| Erie, Pennsylvania..... | 124 | 94 | 50,721 | 49,421 | 55 | 42,324 | 34 | 4,578 | 24 | 2,416 |
| Evansville, Indiana..... | 70 | 52 | 27,435 | 26,949 | 13 | 19,514 | 21 | 2,723 | 24 | 3,830 |
| Fall River, Massachusetts..... | 67 | 49 | 18,076 | 17,416 | 18 | 13,323 | 31 | 3,320 | 16 | (D) |
| Flint, Michigan..... | 173 | 127 | 97,601 | 96,603 | 45 | 82,815 | 71 | 8,224 | 34 | 3,076 |
| Fort Smith, Arkansas..... | 57 | 43 | 19,927 | 18,545 | 12 | 9,868 | 32 | 8,604 | 10 | 1,314 |
| Fort Wayne, Indiana..... | 99 | 69 | 47,970 | 46,794 | 35 | 41,325 | 27 | 2,524 | 21 | 2,940 |
| Fort Worth, Texas..... | 340 | 154 | 119,434 | 109,222 | 49 | 82,709 | 196 | 24,490 | 69 | 8,443 |
| Fresno, California..... | 205 | 145 | 50,046 | 47,950 | 63 | 36,147 | 67 | 8,110 | 61 | 4,464 |
| Gadsden, Alabama..... | 58 | 42 | 14,138 | 13,674 | 17 | 9,452 | 23 | 2,679 | 16 | (D) |
| Galveston, Texas..... | 63 | 49 | 15,659 | 15,211 | 25 | 12,643 | 14 | (D) | 21 | 1,685 |
| Grand Rapids, Michigan..... | 171 | 139 | 70,000 | 67,574 | 53 | 52,169 | 63 | 11,127 | 37 | (D) |
| Green Bay, Wisconsin..... | 49 | 45 | 19,283 | 19,269 | 29 | 17,425 | 6 | 606 | 10 | 1,138 |
| Greensboro-High Point, N.C..... | 95 | 73 | 39,397 | 38,051 | 27 | 28,642 | 31 | 5,358 | 33 | 4,569 |
| Greenville, South Carolina..... | 153 | 87 | 33,344 | 30,170 | 29 | 17,772 | 84 | 11,369 | 33 | 2,679 |
| Hamilton-Middletown, Ohio..... | 92 | 76 | 33,086 | 32,304 | 35 | 25,142 | 27 | 5,057 | 26 | 2,576 |
| Hampton-Newport News-Warwick, Va.. | 68 | 58 | 32,637 | 31,911 | 27 | 26,023 | 20 | 2,933 | 20 | 2,411 |
| Harrisburg, Pennsylvania..... | 173 | 137 | 71,277 | 69,739 | 83 | 60,208 | 50 | 4,648 | 27 | 3,887 |
| Hartford, Connecticut..... | 161 | 143 | 87,925 | 87,635 | 61 | 77,120 | 44 | 5,120 | 40 | 4,430 |
| Houston, Texas..... | 476 | 352 | 231,049 | 227,533 | 114 | 174,525 | 165 | 27,016 | 160 | 22,169 |
| Huntington, W. Va.-Ashland, Ky.... | 127 | 95 | 40,026 | 38,644 | 48 | 32,363 | 49 | 3,633 | 26 | 2,833 |
| Indianapolis, Indiana..... | 248 | 202 | 165,142 | 163,830 | 59 | 126,994 | 107 | 25,239 | 55 | 8,557 |
| Jackson, Michigan..... | 77 | 57 | 24,835 | 24,363 | 26 | 20,353 | 25 | 1,884 | 12 | 1,597 |
| Jackson, Mississippi..... | 52 | 40 | 36,472 | 36,282 | 20 | 32,702 | 12 | 591 | 17 | (D) |
| Jacksonville, Florida..... | 147 | 117 | 103,276 | 102,608 | 28 | 82,766 | 62 | 9,498 | 31 | 8,381 |
| Johnstown, Pennsylvania..... | 167 | 135 | 40,476 | 39,460 | 102 | 37,492 | 20 | 1,307 | 29 | 1,504 |
| Kalamazoo, Michigan..... | 58 | 52 | 33,218 | 32,872 | 25 | 27,707 | 17 | 2,428 | 9 | 2,548 |
| Kansas City, Missouri..... | 489 | 335 | 230,907 | 224,451 | 147 | 179,696 | 188 | 28,724 | 113 | 16,324 |
| Kenosha, Wisconsin..... | 44 | 34 | 13,425 | 13,165 | 19 | 10,338 | 10 | 1,464 | 10 | 1,465 |
| Knoxville, Tennessee..... | 163 | 115 | 63,707 | 62,431 | 46 | 48,115 | 75 | 8,211 | 27 | 5,749 |
| Lancaster, Pennsylvania..... | 176 | 154 | 51,968 | 51,094 | 91 | 41,171 | 39 | 6,330 | 36 | 2,834 |
| Lansing, Michigan..... | 99 | 91 | 54,556 | 54,328 | 48 | 46,304 | 21 | 3,487 | 15 | 2,713 |
| Laredo, Texas..... | 19 | 17 | 6,677 | (D) | 10 | 5,879 | 4 | 150 | 5 | 648 |
| Lawrence, Massachusetts..... | 46 | 34 | 16,668 | 16,300 | 21 | 14,347 | 15 | 1,348 | 8 | (D) |
| Lexington, Kentucky..... | 48 | 32 | 19,245 | 18,677 | 16 | 16,457 | 14 | 750 | 15 | 1,699 |
| Lima, Ohio..... | 66 | 44 | 18,194 | 17,642 | 22 | 14,411 | 28 | 2,250 | 11 | 1,202 |
| Lincoln, Nebraska..... | 91 | 53 | 22,587 | 20,881 | 23 | 17,111 | 38 | 2,948 | 22 | 2,213 |
| Little Rock-North Little Rock, Arkansas..... | 106 | 76 | 47,571 | 47,061 | 21 | 35,718 | 53 | 6,965 | 23 | 4,116 |
| Lorain-Elyria, Ohio..... | 97 | 79 | 34,226 | 33,554 | 50 | 30,393 | 19 | 1,599 | 21 | 1,682 |
| Los Angeles-Long Beach, California. | 2,409 | 1,851 | 1,294,704 | 1,277,252 | 675 | 1,069,372 | 756 | 130,608 | 687 | 61,225 |
| Louisville, Kentucky..... | 213 | 175 | 140,816 | 139,764 | 62 | 108,268 | 84 | 20,465 | 52 | 8,579 |

See footnotes at end of table.

UNITED STATES SUMMARY

Table 1K. RETAIL TRADE: 1954-STANDARD METROPOLITAN AREAS, BY KIND OF BUSINESS-Continued

Establishments, Sales, and Annual Payroll

| Standard metropolitan area | Automotive group | | | | | | | | | |
|---|--------------------|-----------------------|-------------------------------------|---------------------------------------|------------------------------------|-----------------|---------------------------------------|-----------------|----------------------------------|-----------------|
| | Total ¹ | | | | Passenger car dealers (franchised) | | Passenger car dealers (nonfranchised) | | Tire, battery, accessory dealers | |
| | Establishments | | Sales | | Establishments (Number) | Sales (\$1,000) | Establishments (Number) | Sales (\$1,000) | Establishments (Number) | Sales (\$1,000) |
| | Total (Number) | With Payroll (Number) | Total, all establishments (\$1,000) | Establishments with payroll (\$1,000) | | | | | | |
| Lowell, Massachusetts..... | 34 | 28 | 16,269 | 16,123 | 17 | 14,900 | 9 | 676 | 8 | 693 |
| Lubbock, Texas..... | 112 | 56 | 40,574 | 37,806 | 32 | 29,258 | 47 | 7,064 | 30 | 3,978 |
| Macon, Georgia..... | 68 | 58 | 27,860 | 27,620 | 22 | 18,311 | 28 | 5,167 | 12 | 3,859 |
| Madison, Wisconsin..... | 86 | 74 | 37,432 | 37,298 | 49 | 34,156 | 12 | 513 | 11 | 1,238 |
| Manchester, New Hampshire..... | 56 | 40 | (D) | (D) | 22 | 14,081 | 21 | 2,160 | 10 | 899 |
| Memphis, Tennessee..... | 194 | 144 | 121,274 | 120,188 | 38 | 95,649 | 91 | 13,695 | 47 | 10,428 |
| Miami, Florida..... | 350 | 270 | 182,422 | 178,564 | 54 | 127,004 | 132 | 37,315 | 96 | 9,968 |
| Milwaukee, Wisconsin..... | 305 | 235 | 189,326 | 186,942 | 111 | 164,742 | 98 | 11,972 | 75 | 10,350 |
| Minneapolis-St. Paul, Minnesota.... | 353 | 267 | 243,959 | 241,905 | 157 | 211,590 | 92 | 17,327 | 73 | 9,577 |
| Mobile, Alabama..... | 89 | 77 | 44,760 | 44,272 | 20 | 29,904 | 32 | 10,171 | 26 | 3,642 |
| Montgomery, Alabama..... | 71 | 49 | 32,774 | 32,092 | 15 | 23,646 | 39 | (D) | 10 | 3,619 |
| Muncie, Indiana..... | 58 | 42 | 20,199 | 19,753 | 17 | 16,700 | 30 | 2,419 | 9 | (D) |
| Nashville, Tennessee..... | 130 | 118 | 72,644 | 72,448 | 39 | 57,692 | 53 | 7,400 | 30 | 5,647 |
| New Bedford, Massachusetts..... | 79 | 59 | 20,046 | 19,228 | 27 | 15,306 | 32 | 3,362 | 15 | 1,139 |
| New Britain-Bristol, Connecticut.... | 78 | 66 | 28,504 | 28,350 | 40 | 26,379 | 16 | (D) | 19 | 1,321 |
| New Haven, Connecticut..... | 150 | 122 | 53,145 | 52,229 | 37 | 38,562 | 60 | 7,086 | 43 | 6,536 |
| New Orleans, Louisiana..... | 239 | 165 | (D) | (D) | 44 | 85,011 | 103 | 14,143 | 67 | 8,299 |
| New York-Northeastern New Jersey... | 3,979 | 2,979 | 1,866,183 | 1,846,011 | 1,516 | 1,587,101 | 1,026 | 171,448 | 905 | 84,097 |
| Norfolk-Portsmouth, Virginia..... | 172 | 156 | (D) | 86,495 | 55 | 67,564 | 61 | 10,138 | 34 | 6,502 |
| Ogden, Utah..... | 43 | 35 | 13,288 | 13,164 | 11 | 10,305 | 14 | 1,559 | 11 | 1,340 |
| Oklahoma City, Oklahoma..... | 265 | 155 | 88,059 | 82,767 | 52 | 59,788 | 112 | 12,482 | 80 | 11,046 |
| Omaha, Nebraska..... | 166 | 144 | 93,433 | 92,845 | 62 | 75,966 | 45 | 8,849 | 43 | 6,224 |
| Orlando, Florida..... | 122 | 86 | 41,450 | 40,344 | 27 | 28,907 | 55 | 7,851 | 24 | 3,151 |
| Peoria, Illinois..... | 143 | 115 | 56,225 | 55,365 | 65 | 46,315 | 35 | 4,926 | 29 | 3,468 |
| Philadelphia, Pennsylvania..... | 1,265 | 1,017 | 672,046 | 663,916 | 607 | 590,273 | 302 | 48,046 | 276 | 27,475 |
| Phoenix, Arizona..... | 253 | 181 | 83,856 | 83,854 | 63 | 60,942 | 96 | 13,548 | 54 | 5,891 |
| Pittsburgh, Pennsylvania..... | 890 | 762 | 372,072 | 368,530 | 518 | 333,643 | 134 | 18,768 | 202 | 14,435 |
| Pittsfield, Massachusetts..... | 41 | 29 | 15,524 | 15,356 | 19 | 14,006 | 10 | 449 | 7 | (D) |
| Portland, Maine..... | 54 | 48 | (D) | 24,946 | 16 | 20,632 | 25 | 2,433 | 7 | 940 |
| Portland, Oregon..... | 405 | 259 | 154,965 | 148,153 | 136 | 123,636 | 154 | 16,972 | 73 | 6,882 |
| Providence, Rhode Island..... | 368 | 296 | 135,636 | 132,784 | 162 | 111,475 | 106 | 12,689 | 71 | 9,471 |
| Pueblo, Colorado..... | 51 | 41 | 19,920 | 19,750 | 11 | 15,837 | 17 | 1,780 | 13 | 1,689 |
| Racine, Wisconsin..... | 66 | 56 | 21,148 | 20,812 | 37 | 17,829 | 14 | 2,128 | 12 | 1,063 |
| Raleigh, North Carolina..... | 54 | 44 | 29,678 | 28,906 | 32 | 26,528 | 4 | (D) | 16 | 1,796 |
| Reading, Pennsylvania..... | 144 | 112 | 49,768 | 48,870 | 82 | 41,852 | 31 | 3,652 | 21 | 2,693 |
| Richmond, Virginia..... | 115 | 107 | 60,854 | 60,408 | 38 | 48,377 | 31 | 4,967 | 32 | 5,042 |
| Roanoke, Virginia..... | 80 | 68 | 26,911 | 26,445 | 26 | 20,986 | 29 | 2,540 | 17 | 2,861 |
| Rochester, New York..... | 199 | 157 | 118,412 | 116,934 | 89 | 104,464 | 48 | 6,577 | 40 | 5,544 |
| Rockford, Illinois..... | 97 | 63 | 36,003 | 34,541 | 21 | 27,211 | 47 | 6,149 | 19 | 1,919 |
| Sacramento, California..... | 193 | 135 | 66,601 | 64,729 | 39 | 46,223 | 87 | 12,562 | 44 | 5,591 |
| Saginaw, Michigan..... | 88 | 70 | 44,810 | 44,356 | 33 | 40,295 | 19 | 1,447 | 26 | 2,039 |
| St. Joseph, Missouri..... | 63 | 39 | 19,619 | 18,691 | 16 | 13,733 | 28 | 2,613 | 16 | 2,640 |
| St. Louis, Missouri..... | 772 | 588 | 364,568 | 358,340 | 266 | 303,662 | 266 | 35,134 | 188 | 20,420 |
| Salt Lake City, Utah..... | 157 | 109 | 68,632 | 66,674 | 47 | 52,389 | 59 | 8,699 | 29 | 3,303 |
| San Angelo, Texas..... | 67 | 35 | 18,232 | 17,170 | 21 | 12,913 | 23 | 1,695 | 17 | 3,454 |
| San Antonio, Texas..... | 242 | 178 | 101,449 | 99,811 | 35 | 69,592 | 112 | (D) | 66 | 10,233 |
| San Bernardino-Riverside-Ontario, California..... | 324 | 266 | 102,270 | 100,496 | 127 | 81,067 | 72 | 10,519 | 85 | 6,939 |
| San Diego, California..... | 328 | 276 | 149,401 | 147,295 | 101 | 119,877 | 95 | 15,059 | 88 | 9,820 |
| San Francisco-Oakland, California.... | 1,010 | 728 | 471,767 | 462,225 | 337 | 389,236 | 322 | 46,514 | 264 | 27,872 |
| San Jose, California..... | 234 | 172 | 72,045 | 70,559 | 72 | 53,799 | 85 | 10,466 | 62 | 5,939 |
| Savannah, Georgia..... | 63 | 45 | 27,527 | 27,345 | 14 | 21,648 | 22 | 2,510 | 8 | 2,827 |
| Scranton, Pennsylvania..... | 108 | 88 | 33,309 | 32,919 | 51 | 26,908 | 29 | 2,981 | 27 | (D) |
| Seattle, Washington..... | 369 | 261 | 143,325 | 139,791 | 129 | 116,883 | 109 | 13,287 | 65 | 8,129 |
| Shreveport, Louisiana..... | 100 | 82 | 48,069 | 47,689 | 26 | 36,070 | 39 | 6,637 | 27 | 3,924 |
| Sioux City, Iowa..... | 68 | 54 | 30,147 | 29,547 | 30 | 25,524 | 19 | (D) | 10 | 2,139 |
| Sioux Falls, South Dakota..... | 53 | 45 | 21,406 | 21,248 | 20 | 15,452 | 12 | 869 | 11 | 2,031 |
| South Bend, Indiana..... | 85 | 69 | 47,114 | 46,386 | 33 | 41,533 | 25 | 1,940 | 17 | 1,721 |
| Spokane, Washington..... | 137 | 87 | 51,927 | 49,563 | 33 | 37,842 | 59 | 7,703 | 32 | 3,699 |
| Springfield, Illinois..... | 58 | 52 | 28,172 | 28,020 | 29 | 23,600 | 14 | (D) | 13 | 2,057 |
| Springfield, Missouri..... | 116 | 64 | 22,845 | 21,311 | 26 | 14,914 | 55 | 4,334 | 24 | 2,989 |
| Springfield, Ohio..... | 54 | 46 | 24,880 | 24,588 | 19 | 20,863 | 13 | 1,667 | 15 | 1,994 |
| Springfield-Holyoke, Massachusetts... | 199 | 155 | 83,599 | 82,285 | 97 | 72,452 | 58 | 6,284 | 40 | 4,129 |
| Stamford-Norwalk, Connecticut..... | 116 | 108 | 57,311 | 56,819 | 61 | 49,615 | 21 | 2,868 | 21 | 2,603 |
| Stockton, California..... | 157 | 111 | 47,469 | 45,559 | 50 | 36,974 | 50 | 5,448 | 40 | 3,889 |
| Syracuse, New York..... | 170 | 124 | 87,008 | 86,012 | 63 | 72,313 | 54 | 7,241 | 31 | 5,252 |
| Tacoma, Washington..... | 154 | 110 | 44,283 | 42,927 | 49 | 33,559 | 61 | 6,184 | 26 | 2,633 |
| Tampa-St. Petersburg, Florida..... | 306 | 218 | 112,387 | 110,735 | 60 | 80,043 | 135 | 18,842 | 59 | 8,239 |
| Terre Haute, Indiana..... | 61 | 49 | 23,022 | 22,638 | 17 | 14,962 | 23 | 4,266 | 16 | 3,082 |
| Toledo, Ohio..... | 179 | 133 | 87,597 | 86,727 | 51 | 75,516 | 51 | 4,819 | 49 | 4,952 |
| Topeka, Kansas..... | 80 | 40 | 26,819 | 26,095 | 14 | 21,727 | 50 | 2,545 | 11 | 2,249 |
| Trenton, New Jersey..... | 111 | 91 | 53,216 | 52,650 | 47 | 43,894 | 35 | 4,804 | 23 | 2,112 |
| Tucson, Arizona..... | 99 | 75 | 30,957 | 30,171 | 17 | 21,124 | 43 | 5,616 | 24 | 2,540 |
| Tulsa, Oklahoma..... | 210 | 140 | 83,044 | 80,094 | 44 | 55,895 | 98 | 15,399 | 56 | 8,293 |
| Utica-Rome, New York..... | 162 | 124 | 49,713 | 47,331 | 89 | 44,546 | 28 | 1,869 | 36 | 2,895 |
| Waco, Texas..... | 105 | 71 | 30,763 | 30,059 | 33 | 23,116 | 48 | 4,420 | 21 | 2,801 |
| Washington, D. C..... | 425 | 377 | 328,591 | 327,587 | 187 | 278,677 | 115 | 28,814 | 92 | 17,448 |
| Waterbury, Connecticut..... | 80 | 72 | 28,780 | 28,656 | 32 | 20,880 | 28 | 5,334 | 18 | (D) |
| Waterloo, Iowa..... | 65 | 57 | 23,921 | 23,677 | 28 | 20,019 | 12 | 1,378 | 18 | 1,964 |
| Wheeling, West Virginia- | | | | | | | | | | |
| Staubenville, Ohio..... | 192 | 166 | 49,074 | 47,986 | 109 | 41,807 | 29 | 3,098 | 45 | 3,456 |
| Wichita, Kansas..... | 174 | 110 | 78,221 | 76,063 | 31 | 56,387 | 90 | 8,343 | 33 | 8,195 |
| Wichita Falls, Texas..... | 78 | 64 | 29,604 | 29,356 | 24 | 21,873 | 21 | 2,544 | 24 | 4,688 |
| Wilkes-Barre-Hazleton, Pennsylvania... | 185 | 137 | 50,005 | 48,905 | 84 | 42,547 | 65 | 3,478 | 31 | 3,936 |
| Wilmington, Delaware..... | 125 | 97 | 54,290 | 53,386 | 58 | 48,459 | 30 | 2,462 | 23 | 2,081 |
| Winston-Salem, North Carolina..... | 78 | 46 | 27,344 | 26,384 | 28 | 20,869 | 28 | 2,420 | 19 | (D) |
| Worcester, Massachusetts..... | 110 | 90 | 54,263 | 53,975 | 50 | 45,963 | 25 | 3,129 | 28 | 4,340 |
| York, Pennsylvania..... | 135 | 97 | 44,857 | 44,139 | 51 | 36,094 | 43 | 4,106 | 31 | 4,112 |
| Youngstown, Ohio..... | 322 | 252 | 100,225 | 98,083 | 143 | 84,667 | 68 | 6,853 | 89 | 7,205 |

See footnotes at end of table.

Table 1K. RETAIL TRADE: 1954—STANDARD METROPOLITAN AREAS, BY KIND OF BUSINESS—Continued
Establishments, Sales, and Annual Payroll

| Standard metropolitan area | Gasoline service stations | | | | Lumber, building materials, hardware, farm equipment dealers | | | | | |
|---|---------------------------|--------------|---------------------------|-----------------------------|--|--------------|--|-----------------------------|------------------------|-----------|
| | Establishments | | Sales | | Total | | | | Farm equipment dealers | |
| | Total | With payroll | Total, all establishments | Establishments with payroll | Total ² | With payroll | Total, all establishments ² | Establishments with payroll | Establishments | Sales |
| | (Number) | (Number) | (\$1,000) | (\$1,000) | (Number) | (Number) | (\$1,000) | (\$1,000) | (Number) | (\$1,000) |
| Akron, Ohio..... | 411 | 313 | 31,780 | 28,922 | 227 | 177 | 42,187 | 41,045 | 16 | 1,320 |
| Albany-Schenectady-Troy, New York.. | 540 | 356 | 31,811 | 26,383 | 279 | 195 | 31,917 | 29,877 | 19 | 2,583 |
| Albuquerque, New Mexico..... | 261 | 205 | 16,643 | 15,545 | 66 | 58 | 13,976 | 13,748 | 2 | (D) |
| Allentown-Bethlehem-Easton, Pa..... | 520 | 318 | 27,407 | 22,185 | 208 | 178 | 32,241 | 31,741 | 34 | 4,463 |
| Altoona, Pennsylvania..... | 172 | 94 | 7,811 | 5,373 | 70 | 52 | 6,695 | 6,407 | 10 | 1,207 |
| Amarillo, Texas..... | 165 | 123 | 13,080 | 12,188 | 97 | 69 | 13,259 | 12,263 | 19 | 2,154 |
| Asheville, North Carolina..... | 147 | 111 | 8,747 | 7,903 | 41 | 35 | 8,291 | 8,153 | 8 | (D) |
| Atlanta, Georgia..... | 799 | 611 | 54,071 | 50,357 | 256 | 210 | 57,297 | 55,559 | 17 | 1,996 |
| Atlantic City, New Jersey..... | 205 | 129 | 10,014 | 8,506 | 84 | 66 | 10,172 | 9,808 | 6 | 775 |
| Augusta, Georgia..... | 240 | 174 | 14,445 | 13,085 | 50 | 46 | 8,720 | 8,634 | 7 | 1,078 |
| Austin, Texas..... | 184 | 146 | 11,473 | 10,777 | 71 | 61 | 16,152 | 15,882 | 7 | 371 |
| Baltimore, Maryland..... | 1,026 | 842 | 79,766 | 74,608 | 508 | 316 | 72,744 | 68,882 | 18 | (D) |
| Baton Rouge, Louisiana..... | 175 | 157 | 14,292 | 13,848 | 78 | 58 | 16,939 | 16,493 | 4 | 1,001 |
| Bay City, Michigan..... | 108 | 78 | 7,066 | 6,134 | 74 | 56 | 9,159 | 8,817 | 15 | 1,637 |
| Beaumont-Port Arthur, Texas..... | 259 | 199 | 16,267 | 15,185 | 104 | 94 | 18,213 | 18,105 | 7 | 2,112 |
| Binghamton, New York..... | 244 | 162 | 13,383 | 10,945 | 102 | 76 | 12,995 | 12,537 | 15 | 1,703 |
| Birmingham, Alabama..... | 536 | 368 | 28,641 | 25,397 | 192 | 152 | 21,652 | 20,878 | 8 | 744 |
| Boston, Massachusetts..... | 1,738 | 1,372 | 116,301 | 104,821 | 952 | 712 | 138,890 | 134,354 | 26 | 11,760 |
| Bridgeport, Connecticut..... | 267 | 205 | 16,200 | 14,422 | 113 | 91 | 20,515 | 19,951 | 2 | (D) |
| Brockton, Massachusetts..... | 158 | 104 | 9,294 | 7,664 | 95 | 69 | 10,714 | 10,286 | 5 | (D) |
| Buffalo, New York..... | 1,126 | 790 | 72,706 | 63,138 | 529 | 427 | 95,492 | 93,662 | 45 | 7,441 |
| Canton, Ohio..... | 315 | 235 | 21,070 | 18,828 | 191 | 165 | 24,744 | 24,360 | 27 | 2,751 |
| Cedar Rapids, Iowa..... | 141 | 107 | 8,598 | 7,892 | 101 | 79 | 15,465 | 15,037 | 22 | 4,592 |
| Charleston, South Carolina..... | 152 | 128 | 10,876 | 9,668 | 49 | 45 | 13,596 | 13,538 | 4 | (D) |
| Charleston, West Virginia..... | 355 | 255 | 18,281 | 16,261 | 122 | 100 | 15,089 | 14,803 | 1 | (D) |
| Charlotte, North Carolina..... | 282 | 206 | 20,182 | 17,904 | 71 | 57 | 15,684 | 15,354 | 10 | 2,754 |
| Chattanooga, Tennessee..... | 306 | 232 | 20,120 | 18,478 | 118 | 84 | 18,316 | 17,852 | 3 | (D) |
| Chicago, Illinois..... | 3,870 | 3,032 | 353,389 | 323,363 | 2,484 | 1,650 | 376,757 | 355,813 | 102 | 15,601 |
| Cincinnati, Ohio..... | 718 | 594 | 59,737 | 56,005 | 392 | 326 | 67,291 | 65,817 | 15 | 2,821 |
| Cleveland, Ohio..... | 1,326 | 964 | 106,632 | 95,018 | 767 | 543 | 113,156 | 108,830 | 20 | 2,136 |
| Columbia, South Carolina..... | 169 | 123 | 11,651 | 10,619 | 55 | 47 | 8,680 | 8,536 | 4 | 802 |
| Columbus, Georgia..... | 175 | 137 | 11,502 | 10,516 | 33 | 23 | 4,953 | 4,819 | 2 | (D) |
| Columbus, Ohio..... | 519 | 410 | 44,884 | 41,636 | 260 | 226 | 49,010 | 47,726 | 15 | 1,654 |
| Corpus Christi, Texas..... | 222 | 190 | 15,908 | 15,114 | 104 | 88 | 23,277 | 22,923 | 13 | 3,514 |
| Dallas, Texas..... | 820 | 632 | 59,309 | 54,391 | 327 | 251 | 66,951 | 64,967 | 13 | 2,530 |
| Davenport, Iowa-Rock Island-Moline, Illinois..... | 285 | 193 | 18,862 | 16,240 | 116 | 98 | 21,385 | 20,913 | 22 | 4,456 |
| Dayton, Ohio..... | 447 | 373 | 36,053 | 34,359 | 209 | 183 | 35,966 | 35,424 | 22 | 3,077 |
| Decatur, Illinois..... | 142 | 112 | 8,912 | 8,314 | 74 | 58 | 8,592 | 8,200 | 14 | 1,732 |
| Denver, Colorado..... | 744 | 572 | 52,503 | 47,995 | 319 | 231 | 52,816 | 51,604 | 31 | 3,111 |
| Des Moines, Iowa..... | 309 | 225 | 21,446 | 19,838 | 150 | 122 | 20,490 | 19,906 | 16 | 1,981 |
| Detroit, Michigan..... | 3,107 | 2,521 | 260,718 | 244,040 | 1,507 | 1,123 | 245,985 | 237,817 | 47 | 6,787 |
| Dubuque, Iowa..... | 93 | 65 | 5,426 | 4,682 | 46 | 42 | 8,586 | 8,518 | 15 | 3,331 |
| Duluth, Minnesota-Superior, Wis..... | 344 | 202 | 16,937 | 13,641 | 155 | 119 | 15,900 | 15,020 | 14 | 1,027 |
| Durham, North Carolina..... | 131 | 97 | 7,304 | 6,528 | 5 | 25 | 7,977 | 7,929 | 5 | 1,910 |
| El Paso, Texas..... | 192 | 152 | 13,953 | 12,917 | 87 | 73 | 15,835 | 15,657 | 10 | 2,828 |
| Erie, Pennsylvania..... | 244 | 148 | 14,068 | 11,404 | 148 | 104 | 19,629 | 18,853 | 12 | 1,101 |
| Evansville, Indiana..... | 151 | 129 | 13,595 | 12,941 | 74 | 56 | 7,541 | 7,315 | 6 | 1,232 |
| Fall River, Massachusetts..... | 143 | 75 | 7,191 | 5,481 | 74 | 52 | 8,678 | 8,350 | 6 | 546 |
| Flint, Michigan..... | 368 | 308 | 30,245 | 28,809 | 199 | 153 | 38,001 | 36,783 | 18 | 2,021 |
| Fort Smith, Arkansas..... | 106 | 72 | 5,259 | 4,757 | 38 | 34 | 7,617 | 7,247 | 6 | 2,014 |
| Fort Wayne, Indiana..... | 210 | 172 | 15,401 | 14,081 | 111 | 97 | 14,871 | 14,625 | 6 | 2,176 |
| Fort Worth, Texas..... | 571 | 403 | 32,481 | 28,697 | 179 | 145 | 35,193 | 34,663 | 19 | (D) |
| Fresno, California..... | 464 | 294 | 25,313 | 20,927 | 204 | 156 | 35,373 | 34,301 | 42 | 12,650 |
| Gadsden, Alabama..... | 89 | 59 | 5,472 | 4,264 | 38 | 34 | 5,279 | 5,217 | 6 | 786 |
| Galveston, Texas..... | 125 | 101 | 9,415 | 8,925 | 67 | 55 | 9,871 | 9,771 | 1 | (D) |
| Grand Rapids, Michigan..... | 396 | 306 | 26,944 | 24,206 | 217 | 175 | 33,661 | 32,631 | 23 | 4,075 |
| Green Bay, Wisconsin..... | 134 | 84 | 5,940 | 5,030 | 81 | 59 | 9,692 | 9,160 | 12 | 1,705 |
| Greensboro-High Point, N. C..... | 287 | 183 | 15,193 | 12,911 | 72 | 56 | 14,341 | 13,533 | 8 | 1,994 |
| Greenville, South Carolina..... | 260 | 178 | 13,697 | 11,737 | 80 | 64 | 12,635 | 12,069 | 5 | 658 |
| Hamilton-Middletown, Ohio..... | 158 | 114 | 11,077 | 10,203 | 83 | 57 | 22,278 | 21,590 | 8 | 1,581 |
| Hampton-Newport News-Warwick, Va..... | 147 | 131 | 10,646 | 10,220 | 45 | 37 | 7,638 | 7,562 | 3 | 274 |
| Harrisburg, Pennsylvania..... | 350 | 242 | 22,551 | 19,624 | 120 | 104 | 22,161 | 21,689 | 25 | 2,829 |
| Hartford, Connecticut..... | 373 | 301 | 28,646 | 26,170 | 160 | 128 | 28,505 | 27,719 | 8 | 1,077 |
| Houston, Texas..... | 1,087 | 859 | 78,247 | 73,871 | 466 | 366 | 83,160 | 80,860 | 13 | 3,236 |
| Huntington, W. Va.-Ashland, Ky..... | 238 | 174 | 13,611 | 12,569 | 110 | 78 | 15,220 | 14,452 | 11 | 1,233 |
| Indianapolis, Indiana..... | 594 | 522 | 49,822 | 48,112 | 258 | 194 | 46,716 | 45,644 | 15 | 2,754 |
| Jackson, Michigan..... | 147 | 117 | 9,309 | 8,527 | 100 | 78 | 10,843 | 10,465 | 19 | 2,531 |
| Jackson, Mississippi..... | 149 | 117 | 10,955 | 9,663 | 44 | 42 | 9,189 | (D) | 4 | 553 |
| Jacksonville, Florida..... | 386 | 266 | 23,395 | 20,435 | 132 | 110 | 22,982 | 22,452 | 4 | 1,176 |
| Johnstown, Pennsylvania..... | 381 | 155 | 15,200 | 10,234 | 165 | 113 | 14,820 | 13,854 | 25 | 2,478 |
| Kalamazoo, Michigan..... | 160 | 134 | 10,910 | 10,262 | 82 | 70 | 17,174 | 16,946 | 15 | 1,860 |
| Kansas City, Missouri..... | 955 | 695 | 62,245 | 55,847 | 469 | 337 | 93,852 | 90,942 | 38 | 4,567 |
| Kenosha, Wisconsin..... | 101 | 67 | 5,757 | 5,203 | 65 | 43 | 8,252 | 7,958 | 10 | 1,004 |
| Knoxville, Tennessee..... | 353 | 273 | 26,338 | 23,864 | 131 | 105 | 21,309 | 20,659 | 17 | 2,865 |
| Lancaster, Pennsylvania..... | 300 | 200 | 15,760 | 13,680 | 141 | 115 | 20,535 | 20,245 | 44 | 6,425 |
| Lansing, Michigan..... | 207 | 173 | 16,840 | 16,008 | 117 | 99 | 21,878 | 21,480 | 17 | 3,732 |
| Laredo, Texas..... | 57 | 35 | 3,061 | 2,579 | 23 | 21 | 3,082 | (D) | 5 | 860 |
| Lawrence, Massachusetts..... | 106 | 80 | 5,983 | 5,485 | 40 | 32 | 8,198 | 7,876 | 1 | (D) |
| Lexington, Kentucky..... | 100 | 84 | 7,693 | 7,283 | 60 | 52 | 10,771 | 10,495 | 5 | 1,121 |
| Lima, Ohio..... | 97 | 79 | 6,974 | 6,600 | 88 | 67 | 9,967 | 9,665 | 16 | 3,465 |
| Lincoln, Nebraska..... | 181 | 125 | 10,366 | 9,096 | 85 | 64 | 14,080 | 13,682 | 17 | 2,552 |
| Little Rock-North Little Rock, Arkansas..... | 241 | 177 | 13,829 | 12,577 | 95 | 77 | 13,283 | 12,847 | 6 | 820 |
| Lorain-Elyria, Ohio..... | 157 | 109 | 11,145 | 9,797 | 128 | 92 | 15,332 | 14,386 | 18 | 1,739 |
| Los Angeles-Long Beach, California..... | 5,893 | 4,489 | 486,824 | 445,256 | 2,160 | 1,570 | 396,422 | 380,950 | 51 | 9,894 |
| Louisville, Kentucky..... | 347 | 411 | 42,350 | 39,106 | 275 | 201 | 44,808 | 43,070 | 21 | 3,089 |

See footnotes at end of table.

Table 1K. RETAIL TRADE: 1954-STANDARD METROPOLITAN AREAS, BY KIND OF BUSINESS-Continued

Establishments, Sales, and Annual Payroll

| Standard metropolitan area | Gasoline service stations | | | | Lumber, building materials, hardware, farm equipment dealers | | | | | |
|---|---------------------------|--------------|---------------------------|-----------------------------|--|--------------|--|-----------------------------|------------------------|-----------|
| | Establishments | | Sales | | Total | | | | Farm equipment dealers | |
| | Total | With payroll | Total, all establishments | Establishments with payroll | Total ² | With payroll | Total, all establishments ² | Establishments with payroll | Establishments | Sales |
| | (Number) | (Number) | (\$1,000) | (\$1,000) | (Number) | (Number) | (\$1,000) | (\$1,000) | (Number) | (\$1,000) |
| Lowell, Massachusetts..... | 124 | 72 | 6,615 | 5,149 | 50 | 32 | 5,809 | 5,585 | 1 | (D) |
| Lubbock, Texas..... | 154 | 112 | 10,658 | 9,686 | 100 | 86 | 22,909 | 22,611 | 20 | 4,158 |
| Macon, Georgia..... | 168 | 140 | 10,542 | 9,916 | 51 | 41 | 10,588 | 10,302 | 11 | 2,796 |
| Madison, Wisconsin..... | 222 | 172 | 13,344 | 11,610 | 155 | 119 | 27,192 | 26,376 | 32 | 6,618 |
| Manchester, New Hampshire..... | 114 | 82 | 6,845 | 5,965 | 36 | 22 | 5,224 | 5,022 | 1 | (D) |
| Memphis, Tennessee..... | 450 | 390 | 33,519 | 31,933 | 190 | 150 | 30,463 | 29,515 | 13 | 2,493 |
| Miami, Florida..... | 712 | 554 | 50,959 | 45,945 | 331 | 239 | 68,880 | 67,220 | 5 | 4,391 |
| Milwaukee, Wisconsin..... | 949 | 685 | 83,119 | 75,901 | 360 | 244 | 59,492 | 57,612 | 11 | 1,578 |
| Minneapolis-St. Paul, Minnesota.... | 1,329 | 969 | 84,669 | 75,727 | 635 | 467 | 104,899 | 101,263 | 45 | 5,344 |
| Mobile, Alabama..... | 231 | 167 | 13,757 | 12,411 | 73 | 55 | 12,984 | 2,546 | 2 | (D) |
| Montgomery, Alabama..... | 122 | 104 | 9,684 | 9,384 | 32 | 30 | 7,979 | (D) | 5 | 1,360 |
| Muncie, Indiana..... | 114 | 80 | 6,503 | 5,909 | 68 | 60 | 9,777 | 9,729 | 18 | 2,165 |
| Nashville, Tennessee..... | 339 | 277 | 26,656 | 25,250 | 122 | 98 | 22,608 | 21,670 | 5 | 722 |
| New Bedford, Massachusetts..... | 171 | 99 | 7,103 | 5,027 | 63 | 47 | 5,232 | 4,948 | 3 | 195 |
| New Britain-Bristol, Connecticut.... | 161 | 115 | 9,585 | 8,447 | 54 | 44 | 8,891 | 8,775 | 4 | 489 |
| New Haven, Connecticut..... | 296 | 222 | 18,452 | 16,764 | 119 | 103 | 20,325 | 20,025 | 3 | 257 |
| New Orleans, Louisiana..... | 506 | 422 | 44,644 | 42,322 | 266 | 174 | 39,130 | 37,160 | 5 | 1,312 |
| New York-Northeastern New Jersey... | 7,907 | 5,861 | 562,425 | 500,849 | 5,332 | 3,616 | 693,106 | 657,452 | 60 | 12,303 |
| Norfolk-Portsmouth, Virginia..... | 387 | 319 | 27,691 | 26,273 | 130 | 112 | (D) | 19,387 | 9 | 2,630 |
| Ogden, Utah..... | 102 | 72 | 6,638 | 6,076 | 63 | 53 | 10,973 | (D) | 8 | 1,740 |
| Oklahoma City, Oklahoma..... | 483 | 325 | 28,488 | 24,862 | 163 | 141 | 30,920 | 30,546 | 10 | 826 |
| Omaha, Nebraska..... | 429 | 293 | 28,287 | 25,171 | 225 | 179 | 41,597 | 40,135 | 42 | 6,274 |
| Orlando, Florida..... | 237 | 173 | 15,354 | 14,080 | 100 | 70 | 18,376 | 17,682 | 7 | 683 |
| Peoria, Illinois..... | 332 | 240 | 18,596 | 16,656 | 180 | 154 | 22,603 | 22,317 | 25 | 4,563 |
| Philadelphia, Pennsylvania..... | 2,797 | 2,025 | 190,410 | 167,734 | 1,616 | 1,058 | 212,083 | 201,173 | 88 | 15,486 |
| Phoenix, Arizona..... | 540 | 382 | 38,469 | 35,511 | 200 | 144 | 44,799 | 43,811 | 27 | 7,997 |
| Pittsburgh, Pennsylvania..... | 1,952 | 1,292 | 120,131 | 102,117 | 953 | 707 | 126,046 | 121,206 | 61 | 5,638 |
| Pittsfield, Massachusetts..... | 72 | 54 | 4,244 | 3,902 | 32 | 24 | 4,517 | 4,367 | 2 | (D) |
| Portland, Maine..... | 126 | 100 | 7,674 | 7,064 | 41 | 31 | 6,101 | 5,427 | 1 | (D) |
| Portland, Oregon..... | 1,015 | 693 | 53,564 | 45,504 | 483 | 325 | 54,778 | 52,072 | 43 | 6,471 |
| Providence, Rhode Island..... | 849 | 521 | 42,351 | 33,399 | 369 | 223 | 45,572 | 43,078 | 12 | (D) |
| Pueblo, Colorado..... | 97 | 71 | 5,556 | 5,134 | 37 | 31 | (D) | 6,863 | 3 | (D) |
| Racine, Wisconsin..... | 142 | 92 | 8,594 | 7,508 | 88 | 66 | 13,545 | 13,007 | 20 | 3,156 |
| Raleigh, North Carolina..... | 200 | 124 | 10,799 | 8,933 | 45 | 41 | 9,333 | 9,275 | 10 | 2,309 |
| Reading, Pennsylvania..... | 281 | 183 | 13,637 | 11,515 | 125 | 89 | 17,442 | 16,838 | 24 | 3,543 |
| Richmond, Virginia..... | 393 | 341 | 26,019 | 24,771 | 104 | 90 | 19,262 | 18,922 | 7 | 3,902 |
| Roanoke, Virginia..... | 155 | 129 | 9,922 | 9,172 | 42 | 36 | 7,125 | 7,045 | 6 | 1,813 |
| Rochester, New York..... | 490 | 340 | 29,906 | 25,456 | 252 | 164 | 37,903 | 36,451 | 20 | 4,067 |
| Rockford, Illinois..... | 172 | 126 | 12,217 | 10,641 | 105 | 91 | 21,549 | 20,787 | 16 | 2,775 |
| Sacramento, California..... | 389 | 287 | 29,706 | 26,540 | 200 | 140 | 36,325 | 34,825 | 16 | 3,909 |
| Saginaw, Michigan..... | 154 | 124 | 11,970 | 10,890 | 119 | 99 | 17,298 | 16,868 | 22 | 4,231 |
| St. Joseph, Missouri..... | 127 | 79 | 5,582 | 4,772 | 57 | 45 | 6,298 | 6,074 | 10 | 1,740 |
| St. Louis, Missouri..... | 1,757 | 1,303 | 127,037 | 116,101 | 816 | 604 | 122,569 | 118,491 | 74 | 11,393 |
| Salt Lake City, Utah..... | 380 | 294 | 26,470 | 24,478 | 154 | 124 | 22,857 | 22,275 | 11 | 1,444 |
| San Angelo, Texas..... | 101 | 71 | 5,248 | 4,700 | 55 | 41 | 6,289 | 6,169 | 9 | 737 |
| San Antonio, Texas..... | 554 | 436 | 35,441 | 33,759 | 244 | 184 | 31,809 | 30,803 | 17 | 1,977 |
| San Bernardino-Riverside-Ontario, California..... | 953 | 651 | 65,741 | 58,249 | 362 | 282 | 53,325 | 51,073 | 38 | 8,325 |
| San Diego, California..... | 749 | 597 | 56,730 | 52,034 | 268 | 206 | 48,380 | 46,916 | 22 | 5,354 |
| San Francisco-Oakland, California.. | 2,173 | 1,685 | 178,170 | 165,178 | 949 | 643 | 128,542 | 119,112 | 22 | 4,035 |
| San Jose, California..... | 460 | 340 | 34,723 | 31,939 | 188 | 138 | 34,950 | 33,642 | 11 | 3,071 |
| Savannah, Georgia..... | 191 | 135 | 11,532 | 10,146 | 35 | 27 | 6,796 | 6,604 | 4 | 179 |
| Scranton, Pennsylvania..... | 254 | 138 | 10,322 | 7,772 | 109 | 83 | 8,875 | 8,587 | 7 | 497 |
| Seattle, Washington..... | 906 | 658 | 62,671 | 55,677 | 441 | 293 | 51,473 | 48,583 | 18 | 2,762 |
| Shreveport, Louisiana..... | 245 | 185 | 15,678 | 14,384 | 73 | 65 | 18,082 | 18,020 | 9 | 2,578 |
| Sioux City, Iowa..... | 142 | 90 | 8,404 | 7,192 | 107 | 95 | 15,090 | 14,872 | 27 | 4,127 |
| Sioux Falls, South Dakota..... | 107 | 83 | 5,659 | 5,043 | 85 | 75 | 11,902 | 11,708 | 23 | 3,234 |
| South Bend, Indiana..... | 253 | 205 | 16,334 | 15,424 | 122 | 102 | 19,097 | 18,743 | 14 | 2,496 |
| Spokane, Washington..... | 326 | 228 | 18,478 | 16,236 | 136 | 98 | 18,497 | 17,765 | 17 | 5,914 |
| Springfield, Illinois..... | 179 | 133 | 12,629 | 11,261 | 96 | 80 | 17,034 | 16,596 | 24 | 4,103 |
| Springfield, Missouri..... | 201 | 113 | 8,559 | 6,587 | 82 | 64 | 10,300 | 9,940 | 16 | 1,762 |
| Springfield, Ohio..... | 124 | 94 | 9,229 | 8,641 | 72 | 66 | 10,493 | 10,425 | 18 | 2,207 |
| Springfield-Holyoke, Massachusetts.. | 377 | 259 | 22,187 | 19,271 | 246 | 182 | 41,892 | (D) | 10 | 1,598 |
| Stamford-Norwalk, Connecticut..... | 231 | 181 | 15,325 | 14,049 | 118 | 98 | 28,880 | 28,450 | 4 | 112 |
| Stockton, California..... | 283 | 179 | 17,537 | 14,857 | 141 | 113 | 25,918 | 25,082 | 25 | 10,372 |
| Syracuse, New York..... | 378 | 246 | 22,581 | 18,927 | 179 | 137 | 27,559 | 26,287 | 29 | 2,892 |
| Tacoma, Washington..... | 323 | 211 | 19,588 | 16,718 | 163 | 113 | 16,598 | 15,288 | 9 | 1,375 |
| Tampa-St. Petersburg, Florida..... | 665 | 431 | 35,791 | 29,953 | 297 | 207 | 49,570 | 48,118 | 12 | 1,767 |
| Terre Haute, Indiana..... | 136 | 98 | 7,097 | 6,493 | 52 | 46 | 6,864 | 6,754 | 8 | 1,233 |
| Toledo, Ohio..... | 418 | 352 | 33,691 | 31,591 | 203 | 151 | 27,495 | 25,937 | 14 | 1,331 |
| Topeka, Kansas..... | 163 | 127 | 10,033 | 9,173 | 61 | 45 | 11,436 | 11,182 | 8 | 1,651 |
| Trenton, New Jersey..... | 268 | 178 | 18,749 | 15,983 | 116 | 96 | 20,544 | 20,172 | 9 | 869 |
| Tucson, Arizona..... | 227 | 177 | 16,123 | 15,057 | 106 | 80 | 19,151 | 18,643 | 6 | 554 |
| Tulsa, Oklahoma..... | 367 | 259 | 22,791 | 20,509 | 156 | 122 | 32,366 | 31,700 | 14 | 1,792 |
| Utica-Rome, New York..... | 380 | 216 | 19,314 | 14,976 | 171 | 131 | 23,226 | 22,812 | 33 | 2,690 |
| Waco, Texas..... | 187 | 137 | 9,637 | 8,617 | 84 | 68 | 12,065 | 11,571 | 10 | 1,704 |
| Washington, D.C..... | 1,025 | 923 | 116,354 | 113,782 | 431 | 367 | 94,517 | 93,019 | 17 | 3,301 |
| Waterbury, Connecticut..... | 137 | 101 | 7,579 | 6,579 | 81 | 59 | 13,885 | 13,447 | 1 | (D) |
| Waterloo, Iowa..... | 133 | 95 | 7,448 | 6,634 | 88 | 70 | 13,217 | 12,627 | 17 | 2,755 |
| Wheeling, West Virginia- | | | | | | | | | | |
| Stuebenville, Ohio..... | 385 | 247 | 20,305 | 17,377 | 221 | 155 | 26,863 | 25,597 | 21 | 1,760 |
| Wichita, Kansas..... | 355 | 287 | 23,781 | 22,419 | 171 | 135 | 34,347 | 33,817 | 24 | 2,963 |
| Wichita Falls, Texas..... | 163 | 119 | 9,194 | 8,134 | 57 | 49 | 6,832 | 6,664 | 5 | 518 |
| Wilkes-Barre-Hazleton, Pa..... | 410 | 208 | 15,748 | 11,242 | 167 | 123 | 15,507 | 14,857 | 15 | 1,478 |
| Wilmington, Delaware..... | 311 | 231 | 22,291 | 20,361 | 152 | 114 | 22,001 | 21,165 | 20 | 2,751 |
| Winston-Salem, North Carolina..... | 160 | 102 | 9,754 | 8,322 | 55 | 39 | 9,297 | 9,297 | 9 | 1,548 |
| Worcester, Massachusetts..... | 300 | 212 | 17,754 | 15,542 | 115 | 93 | 23,437 | 23,131 | 2 | (D) |
| York, Pennsylvania..... | 255 | 183 | 13,956 | 11,922 | 101 | 83 | 18,772 | 18,526 | 27 | 5,913 |
| Youngstown, Ohio..... | 605 | 381 | 36,605 | 30,365 | 316 | 250 | 47,059 | 45,473 | 47 | 4,941 |

See footnotes at end of table.

Table 1K. RETAIL TRADE: 1954—STANDARD METROPOLITAN AREAS, BY KIND OF BUSINESS—Continued

| Standard metropolitan area | Lumber, building materials, hardware, farm equipment dealers—Continued | | | | | | Drug stores, proprietary stores | | | |
|---|--|-----------|------------------------------------|-----------|-----------------|-----------|---------------------------------|--------------|---------------------------|-----------------------------|
| | Lumber, building materials dealers | | Plumbing, paint, electrical stores | | Hardware stores | | Establishments | | Sales | |
| | Establishments | Sales | Establishments | Sales | Establishments | Sales | Total | With payroll | Total, all establishments | Establishments with payroll |
| | (Number) | (\$1,000) | (Number) | (\$1,000) | (Number) | (\$1,000) | (Number) | (Number) | (\$1,000) | (\$1,000) |
| Akron, Ohio..... | 78 | 28,359 | 48 | 4,449 | 81 | 7,731 | 164 | 146 | 16,283 | 15,855 |
| Albany-Schenectady-Troy, New York.. | 101 | 16,544 | 84 | 5,204 | 75 | 7,586 | 184 | 166 | 15,849 | 15,457 |
| Albuquerque, New Mexico..... | 33 | 8,496 | 15 | (D) | 16 | 3,296 | 60 | 58 | 7,427 | (D) |
| Allentown-Bethlehem-Easton, Pa..... | 62 | 17,622 | 54 | 4,236 | 58 | 5,920 | 139 | 119 | 11,989 | 11,495 |
| Altoona, Pennsylvania..... | 18 | 2,345 | 11 | 557 | 29 | 2,520 | 39 | 35 | 2,850 | 2,740 |
| Amarillo, Texas..... | 42 | 9,218 | 17 | 878 | 19 | 1,009 | 60 | 50 | 5,954 | 5,728 |
| Asheville, North Carolina..... | 16 | 5,492 | 7 | (D) | 10 | 930 | 43 | 37 | 3,356 | (D) |
| Atlanta, Georgia..... | 87 | 41,876 | 48 | 5,297 | 104 | 8,128 | 285 | 265 | 32,293 | 31,517 |
| Atlantic City, New Jersey..... | 24 | 4,899 | 23 | 2,191 | 31 | 2,307 | 75 | 67 | 7,211 | 7,071 |
| Augusta, Georgia..... | 15 | 3,949 | 5 | 832 | 23 | 2,861 | 50 | 42 | 5,847 | 5,413 |
| Austin, Texas..... | 35 | 12,299 | 15 | (D) | 14 | (D) | 65 | 59 | 6,013 | 5,819 |
| Baltimore, Maryland..... | 119 | 49,696 | 74 | (D) | 293 | 14,372 | 530 | 502 | 64,585 | 63,979 |
| Baton Rouge, Louisiana..... | 32 | 11,053 | 18 | 2,890 | 24 | 1,995 | 74 | 70 | 7,520 | 7,396 |
| Bay City, Michigan..... | 17 | 4,845 | 22 | 1,233 | 20 | 1,444 | 35 | 31 | 3,758 | 3,632 |
| Beaumont-Port Arthur, Texas..... | 61 | 13,239 | 14 | (D) | 20 | (D) | 80 | 70 | 7,990 | 7,918 |
| Binghamton, New York..... | 30 | 6,596 | 36 | 2,842 | 21 | 1,854 | 44 | 40 | 6,342 | 6,216 |
| Birmingham, Alabama..... | 44 | 10,252 | 29 | 2,602 | 111 | 8,054 | 212 | 180 | 15,204 | 14,602 |
| Boston, Massachusetts..... | 252 | 72,923 | 223 | 17,598 | 449 | 36,597 | 1,118 | 1,068 | 93,625 | 92,487 |
| Bridgeport, Connecticut..... | 29 | 13,526 | 33 | (D) | 49 | 3,546 | 126 | 112 | 12,267 | 11,883 |
| Brockton, Massachusetts..... | 32 | 6,273 | 23 | (D) | 35 | 2,738 | 47 | 47 | 5,403 | 5,403 |
| Buffalo, New York..... | 171 | 61,763 | 101 | 7,867 | 210 | 18,413 | 363 | 345 | 39,644 | 39,236 |
| Canton, Ohio..... | 56 | 13,320 | 55 | 3,820 | 53 | 4,853 | 85 | 79 | 8,862 | 8,624 |
| Cedar Rapids, Iowa..... | 31 | 8,922 | 18 | 774 | 30 | 1,177 | 36 | 30 | 5,210 | 5,151 |
| Charleston, South Carolina..... | 20 | 10,022 | 13 | (D) | 12 | 1,000 | 67 | 61 | 5,575 | 5,291 |
| Charleston, West Virginia..... | 39 | 8,337 | 27 | (D) | 55 | 4,136 | 81 | 75 | 8,246 | 8,170 |
| Charlotte, North Carolina..... | 23 | 7,581 | 8 | 1,086 | 30 | 4,263 | 65 | 63 | 14,895 | (D) |
| Chattanooga, Tennessee..... | 32 | 10,274 | (D) | (D) | 63 | 5,771 | 92 | 86 | 7,544 | 7,366 |
| Chicago, Illinois..... | 587 | 225,162 | 680 | 51,217 | 1,113 | 84,757 | 2,060 | 1,862 | 242,839 | 237,661 |
| Cincinnati, Ohio..... | 107 | 42,367 | 124 | 11,098 | 146 | 11,005 | 421 | 393 | 37,419 | 36,763 |
| Cleveland, Ohio..... | 186 | 72,321 | 191 | 12,614 | 368 | 26,079 | 586 | 536 | 72,242 | 70,748 |
| Columbia, South Carolina..... | 14 | 4,061 | 22 | 1,779 | 15 | 2,038 | 54 | 46 | 4,597 | 4,437 |
| Columbus, Georgia..... | 5 | 2,886 | 6 | (D) | 20 | 1,105 | 64 | 54 | 4,825 | 4,667 |
| Columbus, Ohio..... | 95 | 29,101 | 48 | 7,458 | 102 | 10,797 | 207 | 199 | 24,946 | 24,834 |
| Corpus Christi, Texas..... | 55 | 16,401 | 13 | 1,013 | 23 | 2,349 | 68 | 58 | 6,706 | 6,538 |
| Dallas, Texas..... | 150 | 51,889 | 94 | 8,011 | 70 | 4,521 | 229 | 201 | 33,571 | 32,709 |
| Davenport, Iowa-Rock Island-Moline, Illinois..... | 35 | 12,305 | 27 | 2,303 | 32 | 2,321 | 73 | 71 | 9,571 | (D) |
| Dayton, Ohio..... | 61 | 20,422 | 47 | 5,977 | 79 | 6,490 | 154 | 146 | 20,202 | 19,980 |
| Decatur, Illinois..... | 25 | 3,622 | 13 | 550 | 22 | 2,688 | 24 | 22 | 2,828 | (D) |
| Denver, Colorado..... | 100 | 38,896 | 54 | 3,737 | 134 | 7,072 | 286 | 274 | 43,282 | 42,806 |
| Des Moines, Iowa..... | 44 | 11,668 | 45 | 3,829 | 45 | 3,012 | 118 | 98 | 10,893 | 10,425 |
| Detroit, Michigan..... | 445 | 159,682 | 323 | 30,915 | 684 | 48,509 | 1,150 | 1,060 | 173,970 | 171,704 |
| Dubuque, Iowa..... | 14 | 3,429 | 8 | 610 | 9 | 1,216 | 26 | 20 | 3,021 | 2,821 |
| Duluth, Minnesota-Superior, Wis.... | 43 | 7,058 | 36 | 1,883 | 62 | 5,932 | 65 | 65 | 7,981 | 7,981 |
| Durham, North Carolina..... | 9 | (D) | 6 | (D) | 9 | 1,513 | 26 | 24 | 2,773 | (D) |
| El Paso, Texas..... | 41 | 10,640 | 12 | 800 | 24 | 1,567 | 60 | 54 | 7,498 | 7,420 |
| Erie, Pennsylvania..... | 38 | 12,056 | 47 | 3,588 | 51 | 2,884 | 66 | 54 | 6,241 | 6,013 |
| Evansville, Indiana..... | 26 | 3,916 | 13 | 802 | 29 | 1,591 | 57 | 53 | 7,153 | 7,121 |
| Fall River, Massachusetts..... | 20 | 5,083 | 12 | 532 | 36 | 2,517 | 45 | 45 | 4,434 | 4,434 |
| Flint, Michigan..... | 58 | 26,198 | 44 | 4,214 | 77 | 5,552 | 116 | 110 | 16,228 | 16,022 |
| Fort Smith, Arkansas..... | 16 | 3,580 | 13 | (D) | 3 | (D) | 27 | 25 | 2,470 | (D) |
| Fort Wayne, Indiana..... | 35 | 9,447 | 20 | 1,199 | 37 | 2,049 | 69 | 65 | 7,244 | 7,194 |
| Fort Worth, Texas..... | 96 | 28,173 | 32 | (D) | 37 | 2,080 | 143 | 125 | 21,549 | 21,223 |
| Fresno, California..... | 66 | 15,501 | 32 | 2,287 | 64 | 4,935 | 92 | 76 | 12,482 | 11,984 |
| Gadsden, Alabama..... | 11 | 2,151 | 5 | 826 | 16 | 1,516 | 28 | 26 | 2,178 | (D) |
| Galveston, Texas..... | 30 | 7,791 | 23 | (D) | 13 | 678 | 62 | 50 | 5,085 | 4,719 |
| Grand Rapids, Michigan..... | 69 | 19,025 | 45 | 3,527 | 78 | 6,868 | 140 | 134 | 18,678 | 18,524 |
| Green Bay, Wisconsin..... | 25 | 4,528 | 22 | 1,682 | 22 | 1,777 | 40 | 32 | 3,024 | 2,824 |
| Greensboro-High Point, N.C..... | 28 | 6,661 | 15 | 1,079 | 21 | 4,607 | 60 | 50 | 6,011 | 5,739 |
| Greenville, South Carolina..... | 42 | 9,696 | 7 | 634 | 24 | 1,647 | 62 | 58 | 5,237 | 5,139 |
| Hamilton-Middletown, Ohio..... | 30 | 16,078 | 25 | 1,694 | 20 | 2,925 | 37 | 37 | 4,543 | 4,543 |
| Hampton-Newport News-Warwick, Va.... | 14 | 5,404 | 10 | 542 | 18 | 1,418 | 48 | 46 | 4,994 | (D) |
| Harrisburg, Pennsylvania..... | 35 | 11,225 | 26 | 2,963 | 34 | 5,144 | 135 | 101 | 10,719 | 9,849 |
| Hartford, Connecticut..... | 50 | 18,068 | 34 | 4,283 | 68 | 5,077 | 176 | 166 | 21,450 | 21,170 |
| Houston, Texas..... | 235 | 60,714 | 92 | 9,724 | 126 | 9,486 | 333 | 295 | 38,218 | 37,384 |
| Huntington, W.Va.-Ashland, Ky..... | 33 | 7,394 | 19 | 1,562 | 47 | 5,031 | 71 | 67 | 6,339 | 6,249 |
| Indianapolis, Indiana..... | 74 | 34,147 | 55 | 4,240 | 112 | 5,547 | 293 | 279 | 38,410 | 38,128 |
| Jackson, Michigan..... | 25 | 4,308 | 22 | 1,592 | 28 | 2,294 | 39 | 33 | 4,729 | 4,571 |
| Jackson, Mississippi..... | 15 | 6,586 | 10 | 515 | 15 | 1,535 | 68 | 54 | 5,155 | 4,901 |
| Jacksonville, Florida..... | 45 | 14,661 | 27 | 2,125 | 56 | 4,964 | 170 | 124 | 15,180 | 14,214 |
| Johnstown, Pennsylvania..... | 43 | 5,403 | 41 | 1,959 | 56 | 4,980 | 66 | 54 | 4,276 | 4,080 |
| Kalamazoo, Michigan..... | 31 | 9,939 | 16 | 919 | 20 | 4,456 | 51 | 49 | 6,963 | (D) |
| Kansas City, Missouri..... | 131 | 58,399 | 132 | 19,855 | 166 | 10,991 | 428 | 374 | 62,099 | 60,523 |
| Kenosha, Wisconsin..... | 16 | 3,870 | 21 | 567 | 18 | 2,811 | 26 | 26 | 2,744 | 2,744 |
| Knoxville, Tennessee..... | 36 | 9,796 | 18 | 3,114 | 60 | 5,534 | 93 | 81 | 10,649 | 10,427 |
| Lancaster, Pennsylvania..... | 35 | 8,197 | 26 | 1,866 | 36 | 4,047 | 61 | 55 | 5,324 | 5,252 |
| Lansing, Michigan..... | 32 | 11,939 | 28 | 2,478 | 40 | 3,729 | 75 | 73 | 8,341 | (D) |
| Laredo, Texas..... | 9 | 1,503 | 6 | (D) | 3 | (D) | 13 | 7 | 1,437 | 1,375 |
| Lawrence, Massachusetts..... | 12 | 3,641 | 10 | (D) | 17 | 3,872 | 52 | 52 | 3,931 | 3,931 |
| Lexington, Kentucky..... | 31 | 7,423 | 14 | 1,262 | 10 | 965 | 32 | 32 | 4,689 | 4,689 |
| Lima, Ohio..... | 28 | 3,909 | 19 | 939 | 25 | 1,654 | 28 | 28 | 2,702 | 2,702 |
| Lincoln, Nebraska..... | 29 | 6,723 | 14 | 2,190 | 25 | 2,615 | 45 | 41 | 5,585 | 5,543 |
| Little Rock-North Little Rock, Arkansas..... | 44 | 8,882 | 17 | 2,398 | 26 | 1,171 | 88 | 72 | 7,348 | 6,994 |
| Lorain-Elyria, Ohio..... | 42 | 8,624 | 27 | 1,395 | 41 | 3,574 | 43 | 43 | 4,819 | 4,819 |
| Los Angeles-Long Beach, California..... | 713 | 271,980 | 712 | 49,025 | 678 | 65,439 | 1,415 | 1,255 | 233,367 | 228,617 |
| Louisville, Kentucky..... | 89 | 28,830 | 39 | 3,020 | 124 | 9,861 | 241 | 231 | 29,196 | 28,972 |

See footnotes at end of table.

Table 1K. RETAIL TRADE: 1954-STANDARD METROPOLITAN AREAS, BY KIND OF BUSINESS-Continued

Establishments, Sales, and Annual Payroll

| Standard metropolitan area | Lumber, building materials, hardware, farm equipment dealers-Continued | | | | | | Drug stores, proprietary stores | | | |
|---|--|-----------|------------------------------------|-----------|-----------------|-----------|---------------------------------|--------------|---------------------------|-----------------------------|
| | Lumber, building materials dealers | | Plumbing, paint, electrical stores | | Hardware stores | | Establishments | | Sales | |
| | Establishments | Sales | Establishments | Sales | Establishments | Sales | Total | With payroll | Total, all establishments | Establishments with payroll |
| | (Number) | (\$1,000) | (Number) | (\$1,000) | (Number) | (\$1,000) | (Number) | (Number) | (\$1,000) | (\$1,000) |
| Lowell, Massachusetts..... | 17 | 3,316 | 10 | (D) | 22 | 1,870 | 51 | 47 | 3,858 | 3,802 |
| Lubbock, Texas..... | 52 | 14,663 | 15 | 2,386 | 13 | 1,702 | 50 | 48 | 4,538 | (D) |
| Macon, Georgia..... | 17 | 5,794 | 8 | 866 | 15 | 1,132 | 46 | 44 | 5,199 | (D) |
| Madison, Wisconsin..... | 44 | 13,135 | 33 | 1,760 | 44 | 5,671 | 76 | 74 | 9,501 | (D) |
| Manchester, New Hampshire..... | 11 | 1,902 | 11 | (D) | 13 | 2,662 | 27 | 27 | (D) | (D) |
| Memphis, Tennessee..... | 62 | 18,967 | 16 | 2,538 | 97 | 6,393 | 265 | 197 | 17,142 | 16,004 |
| Miami, Florida..... | 97 | 49,445 | 96 | 6,646 | 133 | 8,398 | 371 | 275 | 39,647 | 34,003 |
| Milwaukee, Wisconsin..... | 77 | 37,057 | 100 | 8,419 | 172 | 12,438 | 354 | 320 | 34,248 | 33,404 |
| Minneapolis-St. Paul, Minnesota..... | 152 | 59,838 | 132 | 15,260 | 304 | 24,363 | 377 | 359 | 51,619 | 51,291 |
| Mobile, Alabama..... | 31 | 8,320 | 9 | (D) | 10 | 2,877 | 92 | 82 | 10,871 | 10,623 |
| Montgomery, Alabama..... | 14 | 5,372 | 7 | 688 | 6 | 559 | 50 | 46 | 4,352 | 4,332 |
| Muncie, Indiana..... | 24 | 5,719 | 13 | 1,105 | 13 | 788 | 26 | 24 | 3,364 | (D) |
| Nashville, Tennessee..... | 36 | 12,696 | 23 | 1,338 | 56 | 7,242 | 138 | 130 | 10,160 | 10,092 |
| New Bedford, Massachusetts..... | 13 | 2,892 | 22 | 1,280 | 23 | 825 | 74 | 68 | 5,112 | 4,926 |
| New Britain-Bristol, Connecticut..... | 19 | 4,971 | 16 | 1,573 | 15 | 1,858 | 62 | 56 | 5,259 | 5,111 |
| New Haven, Connecticut..... | 39 | 15,388 | 30 | 1,734 | 47 | 2,946 | 144 | 132 | 12,637 | 12,379 |
| New Orleans, Louisiana..... | 72 | 27,806 | 27 | 2,547 | 162 | 7,465 | 305 | 271 | (D) | (D) |
| New York-Northeastern New Jersey..... | 1,427 | 393,667 | 1,350 | 107,406 | 2,461 | 179,130 | 5,356 | 4,480 | 403,123 | 382,037 |
| Norfolk-Portsmouth, Virginia..... | 37 | (D) | 14 | 1,388 | 70 | 5,806 | 131 | 129 | 16,464 | (D) |
| Ogden, Utah..... | 23 | 5,391 | 21 | 1,386 | 11 | 2,456 | 17 | 17 | 3,291 | 3,291 |
| Oklahoma City, Oklahoma..... | 73 | 24,189 | 45 | 4,094 | 35 | 1,811 | 170 | 152 | 17,268 | 16,936 |
| Omaha, Nebraska..... | 58 | 20,117 | 44 | 6,262 | 81 | 8,943 | 166 | 152 | 16,661 | 16,283 |
| Orlando, Florida..... | 36 | 13,175 | 25 | 2,396 | 32 | 2,122 | 73 | 57 | 6,347 | 6,127 |
| Peoria, Illinois..... | 54 | 10,184 | 35 | 3,575 | 66 | 4,281 | 81 | 73 | 8,723 | 8,627 |
| Philadelphia, Pennsylvania..... | 441 | 123,077 | 364 | 27,583 | 711 | 45,645 | 1,852 | 1,470 | 125,381 | 116,857 |
| Phoenix, Arizona..... | 87 | 31,358 | 44 | 2,518 | 42 | 2,926 | 159 | 147 | 18,513 | 18,263 |
| Pittsburgh, Pennsylvania..... | 279 | 77,670 | 252 | 13,550 | 355 | 29,140 | 823 | 767 | 70,606 | 69,508 |
| Pittsfield, Massachusetts..... | 10 | 1,300 | 7 | (D) | 13 | 1,715 | 20 | 20 | 2,404 | 2,404 |
| Portland, Maine..... | 12 | 3,631 | 13 | (D) | 15 | 1,367 | 56 | 50 | (D) | 6,787 |
| Portland, Oregon..... | 189 | 29,006 | 79 | 9,186 | 170 | 10,075 | 241 | 215 | 22,682 | 21,918 |
| Providence, Rhode Island..... | 103 | 23,749 | 93 | (D) | 157 | 16,421 | 332 | 302 | 29,363 | 28,633 |
| Pueblo, Colorado..... | 14 | 4,494 | 12 | (D) | 8 | (D) | 30 | 24 | 2,840 | 2,736 |
| Recine, Wisconsin..... | 25 | 6,036 | 14 | 1,207 | 27 | 3,068 | 44 | 40 | 4,574 | 4,506 |
| Raleigh, North Carolina..... | 15 | 3,988 | 8 | (D) | 12 | 1,908 | 44 | 40 | 3,985 | 3,909 |
| Reading, Pennsylvania..... | 41 | 10,015 | 20 | 1,705 | 38 | 2,173 | 73 | 63 | 5,764 | 5,588 |
| Richmond, Virginia..... | 23 | 9,135 | 14 | 1,284 | 60 | 4,941 | 107 | 107 | (D) | (D) |
| Roanoke, Virginia..... | 13 | 3,422 | 4 | 1,84 | 19 | 1,706 | 43 | 41 | 5,382 | (D) |
| Rochester, New York..... | 55 | 20,733 | 54 | 6,413 | 121 | 6,660 | 143 | 137 | 18,803 | 18,717 |
| Rockford, Illinois..... | 35 | 13,418 | 17 | 962 | 37 | 4,394 | 50 | 48 | 6,265 | (D) |
| Sacramento, California..... | 71 | 22,569 | 44 | 3,342 | 65 | 6,505 | 103 | 85 | 13,992 | 13,540 |
| Saginaw, Michigan..... | 29 | 8,152 | 25 | 1,456 | 43 | 3,459 | 55 | 53 | 6,776 | (D) |
| St. Joseph, Missouri..... | 15 | 2,428 | 13 | 1,202 | 17 | 908 | 57 | 49 | 4,976 | 4,856 |
| St. Louis, Missouri..... | 225 | 68,805 | 179 | 15,036 | 338 | 27,335 | 678 | 626 | 70,409 | 69,251 |
| Salt Lake City, Utah..... | 71 | 15,688 | 47 | 3,381 | 25 | 2,344 | 83 | 83 | 13,879 | 13,879 |
| San Angelo, Texas..... | 21 | 4,284 | 15 | 833 | 10 | 435 | 27 | 25 | 2,376 | (D) |
| San Antonio, Texas..... | 120 | 22,248 | 44 | 5,135 | 61 | 2,441 | 163 | 141 | 15,878 | 15,600 |
| San Bernardino-Riverside-Ontario, California..... | 146 | 30,695 | 92 | 5,514 | 86 | 8,791 | 136 | 128 | 18,965 | 18,417 |
| San Diego, California..... | 91 | 31,797 | 59 | 4,952 | 96 | 6,277 | 177 | 161 | 25,197 | 24,909 |
| San Francisco-Oakland, California..... | 265 | 75,902 | 263 | 15,126 | 399 | 33,479 | 775 | 703 | 94,680 | 92,704 |
| San Jose, California..... | 68 | 21,412 | 40 | 3,099 | 67 | 7,360 | 118 | 100 | 15,211 | 14,877 |
| Savannah, Georgia..... | 16 | 4,639 | 6 | 3,148 | 9 | 1,170 | 63 | 55 | 4,906 | 4,678 |
| Scranton, Pennsylvania..... | 34 | 3,705 | 43 | 3,416 | 25 | 1,257 | 114 | 88 | 5,517 | 5,003 |
| Seattle, Washington..... | 148 | 28,198 | 122 | 6,960 | 153 | 13,553 | 280 | 258 | 31,320 | 31,004 |
| Shreveport, Louisiana..... | 34 | 10,675 | 12 | 1,802 | 18 | 3,027 | 76 | 66 | 8,145 | 7,961 |
| Sioux City, Iowa..... | 35 | 7,872 | 16 | 1,583 | 29 | 1,508 | 48 | 34 | 4,846 | 4,604 |
| Sioux Falls, South Dakota..... | 28 | 6,160 | 7 | 607 | 27 | 1,901 | 28 | 26 | 3,265 | (D) |
| South Bend, Indiana..... | 38 | 12,103 | 40 | 2,953 | 30 | 1,545 | 71 | 69 | 7,971 | (D) |
| Spokane, Washington..... | 47 | 7,135 | 28 | 1,902 | 44 | 3,546 | 91 | 67 | 9,567 | 9,121 |
| Springfield, Illinois..... | 28 | 9,295 | 15 | 1,682 | 29 | 1,954 | 48 | 44 | 6,537 | 6,445 |
| Springfield, Missouri..... | 24 | 6,422 | 19 | 823 | 19 | 1,151 | 38 | 30 | 4,874 | 4,780 |
| Springfield, Ohio..... | 22 | 5,557 | 13 | 1,023 | 19 | 1,706 | 42 | 42 | 4,286 | 4,286 |
| Springfield-Holyoke, Massachusetts..... | 81 | 23,114 | 69 | 4,032 | 82 | 13,100 | 183 | 181 | 17,074 | (D) |
| Stamford-Norwalk, Connecticut..... | 42 | 21,947 | 26 | 2,237 | 46 | 4,584 | 87 | 81 | 8,508 | 8,328 |
| Stockton, California..... | 45 | 8,592 | 23 | 1,787 | 46 | 5,155 | 67 | 55 | 7,852 | 7,644 |
| Syracuse, New York..... | 56 | 17,071 | 29 | 2,156 | 65 | 5,440 | 104 | 98 | 12,087 | 11,881 |
| Tacoma, Washington..... | 52 | 7,824 | 34 | 2,330 | 68 | 5,069 | 76 | 76 | 9,321 | 9,321 |
| Tampa-St. Petersburg, Florida..... | 84 | 34,048 | 68 | 5,751 | 133 | 8,004 | 246 | 188 | 21,937 | 20,885 |
| Terre Haute, Indiana..... | 18 | 3,491 | 18 | 1,214 | 12 | 926 | 40 | 40 | 4,136 | 4,136 |
| Toledo, Ohio..... | 63 | 15,574 | 28 | 3,619 | 96 | 6,963 | 146 | 134 | 18,567 | 18,289 |
| Topeka, Kansas..... | 14 | 7,193 | 19 | 1,574 | 20 | 1,018 | 45 | 43 | 4,991 | (D) |
| Trenton, New Jersey..... | 38 | 14,157 | 24 | 2,746 | 45 | 2,772 | 85 | 75 | 7,416 | 7,166 |
| Tucson, Arizona..... | 51 | 13,700 | 18 | 1,460 | 29 | 3,419 | 78 | 64 | 7,289 | 7,175 |
| Tulsa, Oklahoma..... | 71 | 25,306 | 29 | 3,200 | 42 | 2,068 | 125 | 115 | 12,906 | 12,640 |
| Utica-Rome, New York..... | 42 | 10,746 | 41 | 3,813 | 53 | 6,295 | 89 | 81 | 7,837 | 7,483 |
| Waco, Texas..... | 43 | 7,944 | 14 | 1,259 | 17 | 1,158 | 67 | 63 | 5,747 | 5,699 |
| Washington, D.C..... | 118 | 58,772 | 75 | 10,664 | 221 | 21,780 | 485 | 457 | 93,594 | 92,212 |
| Waterbury, Connecticut..... | 18 | 8,173 | 22 | (D) | 40 | 2,455 | 76 | 74 | 5,450 | (D) |
| Waterloo, Iowa..... | 26 | 7,016 | 20 | 1,328 | 25 | 2,118 | 36 | 34 | 3,711 | (D) |
| Wheeling, West Virginia..... | 50 | 14,492 | 52 | 2,716 | 85 | 7,895 | 105 | 99 | 8,190 | 8,000 |
| Steubenville, Ohio..... | 65 | 23,071 | 44 | 4,857 | 48 | 3,456 | 137 | 133 | 14,023 | 13,959 |
| Wichita, Kansas..... | 33 | 5,050 | 10 | 450 | 9 | 814 | 45 | 39 | 4,678 | 4,634 |
| Wichita Falls, Texas..... | 59 | 7,903 | 35 | 2,504 | 58 | 3,622 | 125 | 107 | 6,621 | 6,245 |
| Wilkes-Barre-Heazleton, Pennsylvania..... | 48 | 12,933 | 28 | 3,098 | 56 | 3,219 | 120 | 100 | 11,611 | 11,161 |
| Wilmington, Delaware..... | 13 | 5,372 | 17 | 1,608 | 16 | 769 | 35 | 31 | 4,037 | 3,913 |
| Winston-Salem, North Carolina..... | 44 | 14,001 | 33 | (D) | 36 | 5,438 | 99 | 91 | 9,457 | 9,237 |
| Worcester, Massachusetts..... | 34 | 8,761 | 25 | 1,728 | 15 | 2,370 | 54 | 50 | 4,148 | 4,076 |
| York, Pennsylvania..... | 34 | 8,761 | 25 | 1,728 | 15 | 2,370 | 54 | 50 | 4,148 | 4,076 |
| Youngstown, Ohio..... | 113 | 29,350 | 69 | 3,556 | 85 | 9,048 | 172 | 160 | 15,769 | 15,511 |

See footnotes at end of table.

Table 1K. RETAIL TRADE: 1954—STANDARD METROPOLITAN AREAS, BY KIND OF BUSINESS—Continued

| Standard metropolitan area | Other retail stores | | | | | | | | | | | |
|-------------------------------------|---------------------|--------------------------|--|--|----------------------------|--------------------|----------------------------|--------------------|----------------------------------|--------------------|----------------------------|--------------------|
| | Total ¹ | | | | Liquor stores | | Fuel, ice dealers | | Feed, farm, garden supply stores | | Jewelry stores | |
| | Establishments | | Sales | | Establishments (Number) | Sales (\$1,000) | Establishments (Number) | Sales (\$1,000) | Establishments (Number) | Sales (\$1,000) | Establishments (Number) | Sales (\$1,000) |
| | Total (Number) | With payroll (Number) | Total, all establishments (\$1,000) | Establishments with payroll (\$1,000) | | | | | | | | |
| Akron, Ohio..... | 505 | 285 | 26,742 | 23,582 | 34 | 7,487 | 57 | 3,385 | 36 | 1,863 | 80 | 4,532 |
| Albany-Schenectady-Troy, New York.. | 1,056 | 576 | 64,670 | 55,246 | 136 | 8,717 | 223 | 24,035 | 44 | 6,320 | 94 | 5,703 |
| Albuquerque, New Mexico..... | 289 | 181 | 16,620 | (D) | 46 | 3,916 | 10 | 509 | 17 | 2,068 | 25 | 2,044 |
| Allentown-Bethlehem-Easton, Pa..... | 741 | 417 | 47,831 | 42,555 | 57 | 7,766 | 195 | 16,631 | 52 | 8,413 | 78 | 3,727 |
| Altoona, Pennsylvania..... | 174 | 110 | 8,519 | 7,845 | 12 | 1,992 | 28 | 1,317 | 15 | 1,787 | 14 | 756 |
| Amarillo, Texas..... | 221 | 117 | 17,598 | 15,868 | 52 | 5,085 | 14 | (D) | 17 | 2,070 | 16 | 2,243 |
| Asheville, North Carolina..... | 177 | 121 | 17,570 | 16,750 | 6 | 5,743 | 28 | 3,636 | 23 | 3,154 | 16 | 953 |
| Atlanta, Georgia..... | 917 | 635 | 81,110 | 76,834 | 220 | 28,444 | 47 | 2,247 | 53 | 16,178 | 115 | 14,657 |
| Atlantic City, New Jersey..... | 478 | 300 | 31,230 | 27,894 | 62 | 4,843 | 56 | 9,473 | 21 | 4,502 | 54 | 3,305 |
| Augusta, Georgia..... | 253 | 171 | 14,236 | 12,668 | 67 | 4,168 | 43 | 1,960 | 12 | 1,880 | 24 | 2,604 |
| Austin, Texas..... | 245 | 153 | 16,242 | 15,208 | 33 | 3,266 | 9 | 197 | 15 | 2,614 | 20 | 2,830 |
| Baltimore, Maryland..... | 1,678 | 968 | 123,673 | 110,651 | 302 | 30,198 | 225 | 25,544 | 54 | 10,689 | 165 | 17,836 |
| Baton Rouge, Louisiana..... | 164 | 120 | 12,117 | 11,387 | 43 | 2,789 | 6 | 1,039 | 10 | (D) | 15 | 2,134 |
| Bay City, Michigan..... | 102 | 66 | 4,814 | 4,280 | 7 | 244 | 17 | 1,050 | 5 | (D) | 8 | 836 |
| Beaumont-Port Arthur, Texas..... | 297 | 177 | 19,351 | (D) | 83 | 6,492 | 15 | 935 | 11 | (D) | 28 | 2,967 |
| Binghamton, New York..... | 295 | 177 | 22,211 | 20,019 | 46 | 2,311 | 48 | 4,545 | 18 | (D) | 23 | 1,589 |
| Birmingham, Alabama..... | 562 | 356 | 45,655 | 43,175 | 32 | 16,173 | 101 | 3,906 | 27 | 3,926 | 66 | 7,620 |
| Boston, Massachusetts..... | 4,177 | 2,657 | 339,746 | 313,566 | 618 | 84,074 | 943 | 112,135 | 60 | 9,701 | 378 | 36,744 |
| Bridgeport, Connecticut..... | 496 | 284 | 30,267 | 25,153 | 114 | 7,417 | 93 | 8,451 | 14 | 972 | 34 | 2,712 |
| Brockton, Massachusetts..... | 279 | 167 | 21,945 | 20,235 | 41 | 3,839 | 68 | 7,949 | 13 | (D) | 18 | 1,436 |
| Buffalo, New York..... | 1,556 | 974 | 92,186 | 81,122 | 283 | 17,745 | 205 | 16,123 | 76 | 12,404 | 173 | 9,626 |
| Canton, Ohio..... | 386 | 238 | 24,823 | 22,491 | 26 | 4,096 | 55 | 4,188 | 49 | 5,294 | 43 | 3,198 |
| Cedar Rapids, Iowa..... | 144 | 98 | 16,385 | 15,693 | 3 | 2,428 | 20 | 2,829 | 30 | 4,597 | 13 | 2,935 |
| Charleston, South Carolina..... | 251 | 147 | 11,506 | 9,110 | 74 | 3,334 | 26 | 2,228 | 14 | 776 | 17 | 1,171 |
| Charleston, West Virginia..... | 254 | 168 | 18,988 | 17,932 | 23 | 8,173 | 6 | 167 | 17 | (D) | 47 | 2,603 |
| Charlotte, North Carolina..... | 242 | 164 | 34,056 | 32,856 | 10 | 10,208 | 49 | 7,723 | 14 | 2,150 | 20 | 1,975 |
| Chattanooga, Tennessee..... | 314 | 224 | 27,581 | 25,929 | 62 | 8,012 | 32 | 2,501 | 27 | 8,215 | 28 | 2,613 |
| Chicago, Illinois..... | 8,270 | 4,736 | 642,324 | 576,646 | 1,518 | 187,040 | 861 | 137,467 | 229 | 30,630 | 851 | 62,679 |
| Cincinnati, Ohio..... | 1,115 | 725 | 83,909 | 78,377 | 148 | 22,326 | 111 | 14,677 | 37 | 7,023 | 141 | 11,722 |
| Cleveland, Ohio..... | 1,706 | 990 | 137,009 | 124,155 | 204 | 52,775 | 110 | 12,932 | 68 | 7,077 | 230 | 14,183 |
| Columbia, South Carolina..... | 237 | 139 | 14,304 | 11,630 | 84 | 3,103 | 26 | 3,013 | 5 | (D) | 24 | 1,620 |
| Columbus, Georgia..... | 211 | 149 | 13,640 | 12,386 | 75 | 5,037 | 13 | 638 | 16 | 2,340 | 16 | 1,963 |
| Columbus, Ohio..... | 694 | 422 | 51,521 | 47,535 | 106 | 13,104 | 75 | 5,986 | 28 | 6,480 | 76 | 7,510 |
| Corpus Christi, Texas..... | 267 | 173 | 17,509 | 16,091 | 54 | 4,203 | 7 | 199 | 18 | 4,051 | 30 | 3,287 |
| Dallas, Texas..... | 1,156 | 712 | 81,346 | 74,090 | 231 | 31,134 | 30 | 1,577 | 55 | 3,621 | 112 | 14,107 |
| Davenport, Iowa-Rock Island- | | | | | | | | | | | | |
| Moline, Illinois..... | 325 | 233 | 26,598 | 25,448 | 26 | 3,625 | 49 | 4,218 | 29 | 6,772 | 36 | 2,308 |
| Dayton, Ohio..... | 536 | 352 | 43,980 | 41,180 | 66 | 12,721 | 59 | 4,575 | 47 | 7,564 | 68 | 4,359 |
| Decatur, Illinois..... | 147 | 85 | 10,891 | (D) | 13 | 1,162 | 16 | 1,771 | 18 | 2,379 | 20 | 1,650 |
| Denver, Colorado..... | 970 | 556 | 59,918 | 53,158 | 142 | 14,490 | 51 | 3,004 | 67 | 9,438 | 129 | 6,956 |
| Des Moines, Iowa..... | 307 | 193 | 25,144 | 23,704 | 5 | 5,022 | 32 | 4,867 | 21 | 2,251 | 25 | 2,793 |
| Detroit, Michigan..... | 3,200 | 2,000 | 237,133 | 216,051 | 341 | 37,330 | 348 | 58,055 | 138 | 11,592 | 436 | 34,702 |
| Dubuque, Iowa..... | 115 | 83 | 10,539 | 10,067 | 8 | 1,618 | 21 | 2,057 | 26 | 4,584 | 7 | 381 |
| Duluth, Minnesota-Superior, Wis.... | 387 | 229 | 23,112 | 19,828 | 70 | 6,073 | 60 | 6,304 | 26 | (D) | 52 | 2,406 |
| Durham, North Carolina..... | 120 | 72 | 8,989 | (D) | 6 | 2,775 | 26 | 2,191 | 6 | (D) | 10 | 1,106 |
| El Paso, Texas..... | 261 | 157 | 15,724 | 13,834 | 49 | 2,736 | 10 | 1,001 | 19 | 2,262 | 24 | 3,767 |
| Erie, Pennsylvania..... | 319 | 187 | 19,157 | 17,545 | 28 | 4,126 | 30 | 2,439 | 25 | 5,333 | 42 | 1,542 |
| Evansville, Indiana..... | 175 | 129 | 12,110 | (D) | 35 | 1,372 | 27 | 1,486 | 6 | (D) | 18 | 1,829 |
| Fall River, Massachusetts..... | 272 | 144 | 17,352 | 15,690 | 44 | 2,518 | 76 | 6,949 | 10 | 3,684 | 25 | 1,277 |
| Flint, Michigan..... | 318 | 196 | 19,202 | 17,372 | 38 | 2,922 | 35 | 3,050 | 23 | 2,221 | 57 | 3,717 |
| Fort Smith, Arkansas..... | 133 | 83 | 6,279 | 5,467 | 43 | 2,650 | 5 | (D) | 3 | (D) | 9 | 727 |
| Fort Wayne, Indiana..... | 262 | 168 | 19,401 | 18,019 | 24 | 1,836 | 22 | 4,935 | 22 | 3,724 | 27 | 1,938 |
| Fort Worth, Texas..... | 656 | 356 | 38,025 | 31,219 | 158 | 13,099 | 18 | 1,095 | 43 | 3,864 | 70 | 6,496 |
| Fresno, California..... | 527 | 269 | 39,846 | 34,456 | 85 | 5,154 | 33 | 2,528 | 65 | 16,890 | 46 | 3,320 |
| Gadsden, Alabama..... | 97 | 53 | 3,783 | 3,223 | ... | ... | 11 | 671 | 7 | (D) | 13 | 761 |
| Galveston, Texas..... | 220 | 142 | 11,538 | (D) | 66 | 3,956 | 16 | 677 | 10 | (D) | 21 | 1,512 |
| Grand Rapids, Michigan..... | 388 | 234 | 27,477 | 24,555 | 17 | 2,592 | 44 | 5,791 | 28 | 4,932 | 50 | 3,135 |
| Green Bay, Wisconsin..... | 180 | 94 | 14,466 | 13,160 | 20 | 1,245 | 25 | 5,530 | 18 | (D) | 23 | 918 |
| Greensboro-High Point, N.C..... | 258 | 170 | 22,458 | 21,022 | 7 | 5,045 | 61 | 7,176 | 16 | (D) | 31 | 2,565 |
| Greenville, South Carolina..... | 265 | 135 | 12,625 | 9,805 | 67 | 3,023 | 40 | 2,826 | 18 | 2,562 | 27 | 1,386 |
| Hamilton-Middletown, Ohio..... | 197 | 139 | 14,328 | 13,230 | 16 | 3,572 | 30 | 2,125 | 13 | 2,293 | 25 | 1,625 |
| Hampton-Newport News-Warwick, Va.. | 156 | 102 | 14,899 | 14,157 | 7 | 6,260 | 21 | 2,810 | 9 | (D) | 15 | 1,465 |
| Harrisburg, Pennsylvania..... | 475 | 273 | 32,938 | 30,082 | 19 | 5,671 | 122 | 6,120 | 44 | (D) | 53 | 2,788 |
| Hartford, Connecticut..... | 666 | 428 | 63,157 | 58,119 | 177 | 11,657 | 109 | 23,149 | 21 | 9,230 | 60 | 4,953 |
| Houston, Texas..... | 1,374 | 786 | 98,928 | 87,892 | 359 | 29,858 | 59 | 2,163 | 89 | 12,155 | 138 | 14,754 |
| Huntington, W. Va.-Ashland, Ky.... | 226 | 142 | 15,128 | 14,298 | 23 | 5,566 | 16 | 389 | 13 | (D) | 27 | 2,475 |
| Indianapolis, Indiana..... | 729 | 517 | 58,580 | 55,340 | 116 | 7,033 | 120 | 17,409 | 40 | 5,271 | 76 | 10,192 |
| Jackson, Michigan..... | 163 | 107 | 9,769 | 9,089 | 12 | 1,185 | 17 | 1,852 | 9 | (D) | 26 | 1,516 |
| Jackson, Mississippi..... | 142 | 102 | 9,537 | (D) | 3 | 226 | 10 | 1,512 | 11 | 1,562 | 23 | 2,062 |
| Jacksonville, Florida..... | 513 | 347 | 41,060 | 38,096 | 90 | 12,273 | 74 | 6,232 | 31 | 8,195 | 51 | 4,879 |
| Johnstown, Pennsylvania..... | 271 | 161 | 17,418 | 16,096 | 43 | 4,432 | 26 | 779 | 31 | (D) | 40 | 1,523 |
| Kalamazoo, Michigan..... | 178 | 120 | 13,110 | (D) | 16 | 1,420 | 17 | 4,026 | 16 | 1,521 | 18 | 1,194 |
| Kansas City, Missouri..... | 1,161 | 647 | (D) | (D) | 168 | 11,439 | 67 | 6,162 | 91 | 9,220 | 158 | 13,539 |
| Kenosha, Wisconsin..... | 120 | 80 | 7,748 | 6,950 | 7 | 349 | 24 | 1,960 | 9 | (D) | 11 | 520 |
| Knoxville, Tennessee..... | 361 | 219 | 26,275 | 23,789 | 22 | 1,919 | 62 | 3,419 | 27 | 7,157 | 33 | 5,153 |
| Lancaster, Pennsylvania..... | 375 | 217 | 41,957 | 39,477 | 16 | 2,920 | 62 | 5,138 | 76 | 23,769 | 30 | 1,963 |
| Lansing, Michigan..... | 196 | 136 | 19,466 | (D) | 9 | 1,160 | 19 | 2,646 | 18 | (D) | 34 | 3,652 |
| Laredo, Texas..... | 47 | 29 | 2,696 | 2,472 | 7 | (D) | 3 | (D) | 4 | (D) | 7 | 1,398 |
| Lawrence, Massachusetts..... | 247 | 141 | 15,188 | 13,416 | 28 | 2,422 | 89 | 7,809 | 7 | (D) | 22 | 1,014 |
| Lexington, Kentucky..... | 193 | 155 | 14,751 | 14,083 | 44 | 5,277 | 7 | 602 | 4 | 2,877 | 18 | 1,286 |
| Lima, Ohio..... | 152 | 102 | (D) | (D) | 13 | 2,067 | 14 | 1,249 | 13 | 1,738 | 17 | 1,180 |
| Lincoln, Nebraska..... | 156 | 128 | 12,784 | 12,274 | 33 | 3,266 | 14 | 1,221 | 21 | 1,807 | 18 | 856 |
| Little Rock-North Little Rock, | | | | | | | | | | | | |
| Arkansas..... | 313 | 195 | 17,214 | 15,288 | 107 | 6,062 | 16 | 957 | 14 | (D) | 19 | 2,141 |
| Lorain-Elyria, Ohio..... | 184 | 110 | 10,706 | 8,954 | 15 | 2,647 | 27 | 1,489 | 15 | 1,663 | 25 | 1,623 |
| Los Angeles-Long Beach, California. | 8,931 | 5,103 | 559,525 | 476,377 | 2,055 | 191,577 | 144 | 5,918 | 483 | 67,544 | 951 | 62,074 |
| Louisville, Kentucky..... | 763 | 551 | 55,773 | 51,941 | 197 | 15,131 | 82 | 6,271 | 40 | 7,583 | 95 | 8,480 |

See footnote at end of table.

Table 1K. RETAIL TRADE: 1954—STANDARD METROPOLITAN AREAS, BY KIND OF BUSINESS—Continued

Establishments, Sales, and Annual Payroll

| Standard metropolitan area | Other retail stores—Continued | | | | | | | | | | | |
|---|-------------------------------|-----------|--------------------------------|-----------|----------------|-----------|----------------------|-----------|--------------------------|-----------|--------------------------------|-----------|
| | Book, stationery stores | | Sporting goods, bicycle stores | | Florists | | Cigar stores, stands | | News dealers, newsstands | | Gift, novelty, souvenir stores | |
| | Establishments | Sales | Establishments | Sales | Establishments | Sales | Establishments | Sales | Establishments | Sales | Establishments | Sales |
| | (Number) | (\$1,000) | (Number) | (\$1,000) | (Number) | (\$1,000) | (Number) | (\$1,000) | (Number) | (\$1,000) | (Number) | (\$1,000) |
| Akron, Ohio..... | 10 | (D) | 24 | 1,132 | 58 | 1,516 | 15 | 626 | 4 | 100 | 20 | 359 |
| Albany-Schenectady-Troy, New York.. | 47 | 2,083 | 41 | 2,609 | 62 | 2,162 | 30 | 917 | 91 | 2,814 | 51 | 1,105 |
| Albuquerque, New Mexico..... | 11 | 873 | 16 | (D) | 15 | 589 | 1 | (D) | 12 | 302 | 35 | 959 |
| Allentown-Bethlehem-Easton, Pa..... | 21 | 743 | 31 | 1,490 | 65 | 1,947 | 16 | 587 | 21 | 684 | 35 | 576 |
| Altoona, Pennsylvania..... | 6 | (D) | 5 | 169 | 9 | 392 | 4 | (D) | 16 | 351 | 9 | 219 |
| Amarillo, Texas..... | 7 | (D) | 9 | 618 | 8 | 401 | 1 | (D) | 4 | 36 | 12 | 245 |
| Asheville, North Carolina..... | 7 | (D) | 5 | (D) | 9 | 315 | 4 | 72 | 10 | 157 | 9 | 175 |
| Atlanta, Georgia..... | 22 | 1,894 | 35 | 2,216 | 112 | 3,122 | 9 | 481 | 18 | 558 | 28 | 777 |
| Atlantic City, New Jersey..... | 16 | (D) | 10 | (D) | 25 | 836 | 53 | 1,362 | 24 | 573 | 72 | 2,272 |
| Augusta, Georgia..... | 5 | (D) | 9 | (D) | 17 | 387 | ... | ... | 3 | 212 | 6 | 143 |
| Austin, Texas..... | 11 | (D) | 8 | (D) | 25 | 606 | 3 | 39 | 6 | 314 | 16 | 219 |
| Baltimore, Maryland..... | 63 | 5,556 | 66 | 4,045 | 154 | 4,509 | 18 | 867 | 38 | 1,437 | 88 | 2,335 |
| Baton Rouge, Louisiana..... | 12 | 1,606 | 8 | (D) | 17 | 622 | 1 | (D) | 3 | (D) | 5 | 104 |
| Bay City, Michigan..... | 7 | 79 | 6 | 818 | 8 | 300 | 4 | 70 | 1 | (D) | 3 | 120 |
| Beaumont-Port Arthur, Texas..... | 7 | 653 | 24 | (D) | 28 | 936 | ... | ... | 8 | 430 | 8 | 143 |
| Binghamton, New York..... | 11 | 280 | 11 | (D) | 23 | 698 | 17 | 343 | 9 | 155 | 18 | 526 |
| Birmingham, Alabama..... | 14 | (D) | 26 | 1,254 | 85 | 2,379 | 4 | 165 | 6 | 246 | 15 | 272 |
| Boston, Massachusetts..... | 210 | 16,741 | 113 | 5,643 | 297 | 9,656 | 169 | 9,653 | 170 | 12,475 | 249 | 6,061 |
| Bridgeport, Connecticut..... | 21 | 1,432 | 13 | (D) | 28 | 895 | 15 | 578 | 23 | 1,012 | 33 | 955 |
| Brockton, Massachusetts..... | 6 | (D) | 11 | (D) | 21 | 336 | 6 | (D) | 10 | 936 | 13 | 221 |
| Buffalo, New York..... | 60 | 5,712 | 57 | 3,432 | 130 | 4,058 | 67 | 3,677 | 27 | 866 | 107 | 2,581 |
| Canton, Ohio..... | 15 | 1,699 | 29 | 900 | 36 | 1,137 | 18 | 567 | 4 | 98 | 13 | 341 |
| Cedar Rapids, Iowa..... | 4 | (D) | 17 | (D) | 9 | 407 | 5 | 54 | 7 | 184 | 5 | 67 |
| Charleston, South Carolina..... | 8 | (D) | 17 | 629 | 15 | 447 | 2 | (D) | 6 | 132 | 8 | 172 |
| Charleston, West Virginia..... | 7 | (D) | 16 | 550 | 20 | 901 | 3 | 80 | 8 | 147 | 14 | 172 |
| Charlotte, North Carolina..... | 7 | (D) | 5 | (D) | 26 | 1,421 | 3 | 96 | 15 | 454 | 11 | 253 |
| Chattanooga, Tennessee..... | 8 | (D) | 20 | 697 | 33 | 1,023 | ... | ... | 3 | (D) | 15 | 538 |
| Chicago, Illinois..... | 401 | 32,278 | 327 | 21,688 | 665 | 26,813 | 357 | 17,264 | 415 | 15,963 | 547 | 14,610 |
| Cincinnati, Ohio..... | 31 | 2,006 | 45 | 2,628 | 104 | 4,123 | 31 | 1,264 | 36 | 933 | 71 | 1,455 |
| Cleveland, Ohio..... | 56 | 6,319 | 84 | 4,389 | 231 | 7,826 | 50 | 2,875 | 17 | 915 | 107 | 2,843 |
| Columbia, South Carolina..... | 3 | (D) | 10 | (D) | 13 | 687 | 2 | (D) | 5 | 201 | 2 | (D) |
| Columbus, Georgia..... | 4 | (D) | 11 | (D) | 12 | 404 | 2 | (D) | 3 | 30 | 5 | 228 |
| Columbus, Ohio..... | 18 | 1,635 | 25 | 1,715 | 56 | 2,172 | 20 | 646 | 10 | 214 | 26 | 673 |
| Corpus Christi, Texas..... | 7 | 336 | 16 | 968 | 22 | 596 | 1 | (D) | 16 | 259 | 10 | 182 |
| Dallas, Texas..... | 40 | 3,507 | 49 | 2,831 | 130 | 3,549 | 34 | 838 | 21 | (D) | 38 | 954 |
| Davenport, Iowa-Rock Island-Moline, Illinois..... | 10 | (D) | 17 | (D) | 26 | 972 | 23 | 1,036 | ... | ... | 17 | 263 |
| Dayton, Ohio..... | 18 | (D) | 36 | 1,496 | 35 | 1,859 | 13 | 382 | 10 | 362 | 23 | 427 |
| Decatur, Illinois..... | 4 | (D) | 10 | (D) | 8 | 391 | 3 | 99 | 1 | (D) | 4 | 36 |
| Denver, Colorado..... | 34 | 2,323 | 60 | 4,716 | 63 | 2,552 | 36 | 907 | 7 | 337 | 59 | 1,156 |
| Des Moines, Iowa..... | 12 | 1,303 | 13 | 715 | 33 | 1,185 | 20 | 468 | 3 | (D) | 12 | 243 |
| Detroit, Michigan..... | 100 | 11,321 | 156 | 9,902 | 333 | 12,345 | 88 | 4,222 | 45 | 1,643 | 226 | 6,140 |
| Dubuque, Iowa..... | 4 | (D) | 4 | (D) | 1 | (D) | 3 | 162 | 1 | (D) | 4 | 62 |
| Duluth, Minnesota-Superior, Wis.... | 6 | (D) | 11 | (D) | 14 | 573 | 12 | 356 | 19 | 535 | 18 | 402 |
| Durham, North Carolina..... | 5 | (D) | 10 | 320 | 15 | 546 | 3 | 58 | 2 | (D) | 4 | 68 |
| El Paso, Texas..... | 6 | (D) | 10 | (D) | 14 | 542 | 5 | 132 | 7 | 217 | 7 | 181 |
| Erie, Pennsylvania..... | 10 | 687 | 19 | 544 | 26 | 851 | 19 | 637 | 12 | 409 | 13 | 151 |
| Evansville, Indiana..... | 1 | (D) | 10 | (D) | 13 | 481 | 3 | (D) | 2 | (D) | 5 | 136 |
| Fall River, Massachusetts..... | 8 | (D) | 11 | (D) | 20 | 422 | 6 | 347 | 4 | 73 | 13 | 142 |
| Flint, Michigan..... | 6 | (D) | 29 | 1,447 | 36 | 1,233 | 15 | 325 | 9 | 140 | 5 | 92 |
| Fort Smith, Arkansas..... | 5 | (D) | 5 | (D) | 10 | 240 | 8 | 68 | 3 | 68 | 1 | (D) |
| Fort Wayne, Indiana..... | 6 | (D) | 15 | (D) | 13 | 461 | 6 | 203 | 1 | (D) | 15 | 258 |
| Fort Worth, Texas..... | 17 | (D) | 24 | (D) | 57 | 2,072 | 15 | 551 | 17 | 855 | 9 | 182 |
| Fresno, California..... | 19 | (D) | 34 | 1,158 | 40 | 927 | 12 | 363 | 2 | (D) | 19 | 457 |
| Gadsden, Alabama..... | 3 | (D) | 3 | 200 | 17 | 327 | 1 | (D) | 9 | 233 | 2 | (D) |
| Galveston, Texas..... | 4 | (D) | 11 | 395 | 14 | 500 | 6 | 398 | 10 | 715 | 3 | 97 |
| Grand Rapids, Michigan..... | 13 | 871 | 32 | 1,919 | 23 | 1,248 | 12 | 383 | 4 | 72 | 20 | 302 |
| Green Bay, Wisconsin..... | 3 | (D) | 11 | (D) | 2 | (D) | 1 | (D) | 4 | 299 | 12 | 314 |
| Greensboro-High Point, N.C..... | 12 | (D) | 11 | (D) | 25 | 752 | 4 | 134 | 5 | 171 | 10 | 212 |
| Greenville, South Carolina..... | 6 | (D) | 10 | 499 | 29 | 392 | 1 | (D) | 4 | 20 | 7 | 82 |
| Hamilton-Middletown, Ohio..... | 4 | (D) | 16 | 697 | 16 | 653 | 8 | 137 | 7 | 397 | 11 | 258 |
| Hampton-Newport News-Warwick, Va... | 10 | 322 | 12 | (D) | 22 | 521 | 2 | (D) | 4 | 180 | 5 | 59 |
| Harrisburg, Pennsylvania..... | 18 | (D) | 27 | (D) | 39 | 1,029 | 5 | 179 | 12 | 718 | 22 | 223 |
| Hartford, Connecticut..... | 18 | 1,580 | 27 | 1,235 | 43 | 1,353 | 25 | 1,230 | 19 | 500 | 34 | 713 |
| Houston, Texas..... | 41 | 8,282 | 59 | (D) | 139 | 3,759 | 40 | 1,388 | 27 | 801 | 47 | 1,099 |
| Huntington, W. Va.-Ashland, Ky.... | 6 | (D) | 7 | (D) | 26 | 941 | 6 | 126 | 7 | 241 | 13 | 186 |
| Indianapolis, Indiana..... | 24 | 2,303 | 43 | 2,199 | 64 | 2,760 | 20 | 568 | 7 | 117 | 28 | 606 |
| Jackson, Michigan..... | 2 | (D) | 16 | (D) | 13 | 481 | 7 | 136 | 2 | (D) | 5 | 160 |
| Jackson, Mississippi..... | 5 | (D) | 8 | (D) | 17 | 552 | 4 | 89 | 3 | 90 | 6 | 120 |
| Jacksonville, Florida..... | 12 | 513 | 17 | (D) | 30 | 1,075 | 11 | 163 | 4 | 313 | 19 | 296 |
| Johnstown, Pennsylvania..... | 5 | (D) | 7 | (D) | 26 | 510 | ... | ... | 22 | 1,400 | 20 | 326 |
| Kalamazoo, Michigan..... | 5 | (D) | 13 | (D) | 11 | 523 | 4 | 95 | 5 | 257 | 11 | 205 |
| Kansas City, Missouri..... | 43 | 4,247 | 68 | (D) | 86 | 3,914 | 46 | 1,271 | 24 | 850 | 56 | 2,904 |
| Kenosha, Wisconsin..... | 2 | (D) | 12 | (D) | 8 | 267 | 8 | 308 | 1 | (D) | 12 | 479 |
| Knoxville, Tennessee..... | 9 | (D) | 25 | (D) | 29 | 1,572 | 7 | (D) | 2 | (D) | 16 | 464 |
| Lancaster, Pennsylvania..... | 15 | 1,368 | 24 | 912 | 23 | 968 | 2 | (D) | 10 | 740 | 19 | 655 |
| Lansing, Michigan..... | 5 | (D) | 24 | 1,351 | 15 | 692 | 8 | 121 | 4 | 200 | 10 | 174 |
| Laredo, Texas..... | 2 | (D) | ... | ... | 8 | 106 | ... | ... | 3 | (D) | ... | ... |
| Lawrence, Massachusetts..... | 7 | (D) | 8 | 315 | 26 | 650 | 2 | (D) | 7 | 293 | 6 | 81 |
| Lexington, Kentucky..... | 10 | 586 | 8 | (D) | 15 | 665 | 5 | 218 | 7 | (D) | 6 | 100 |
| Lima, Ohio..... | 3 | (D) | 4 | 323 | 6 | 267 | 17 | 366 | 4 | 73 | 2 | (D) |
| Lincoln, Nebraska..... | 9 | (D) | 6 | (D) | 8 | 411 | 3 | 97 | 1 | (D) | ... | ... |
| Little Rock-North Little Rock, Arkansas..... | 11 | (D) | 9 | 619 | 19 | 872 | 9 | 411 | 6 | 99 | 7 | 82 |
| Lorain-Elyria, Ohio..... | 9 | 402 | 11 | 220 | 14 | 482 | 17 | 620 | ... | ... | 1 | (D) |
| Los Angeles-Long Beach, California.. | 438 | 40,287 | 391 | 21,685 | 531 | 15,622 | 161 | 4,487 | 265 | 8,277 | 592 | 17,263 |
| Louisville, Kentucky..... | 10 | 1,213 | 32 | 1,299 | 62 | 2,236 | 13 | 668 | 17 | 497 | 23 | 717 |

See footnotes at end of table.

UNITED STATES SUMMARY

Table 1K. RETAIL TRADE: 1954-STANDARD METROPOLITAN AREAS, BY KIND OF BUSINESS-Continued

Establishments, Sales, and Annual Payroll

| Standard metropolitan area | Other retail stores-Continued | | | | | | | | | | | |
|---|-------------------------------|-----------|--------------------------------|-----------|----------------|-----------|----------------------|-----------|--------------------------|-----------|--------------------------------|-----------|
| | Book, stationery stores | | Sporting goods, bicycle stores | | Florists | | Cigar stores, stands | | News Dealers, newsstands | | Gift, novelty, souvenir stores | |
| | Establishments | Sales | Establishments | Sales | Establishments | Sales | Establishments | Sales | Establishments | Sales | Establishments | Sales |
| | (Number) | (\$1,000) | (Number) | (\$1,000) | (Number) | (\$1,000) | (Number) | (\$1,000) | (Number) | (\$1,000) | (Number) | (\$1,000) |
| Lovell, Massachusetts..... | 7 | (r) | 3 | (D) | ... | ... | 12 | 307 | 7 | 407 | 3 | 184 |
| Lubbock, Texas..... | 4 | 222 | 10 | 492 | 11 | 484 | 2 | (D) | ... | ... | 8 | 155 |
| Macon, Georgia..... | 3 | (D) | 7 | (D) | 20 | 502 | 1 | (D) | 3 | 47 | 6 | 92 |
| Madison, Wisconsin..... | 9 | (D) | 11 | (D) | 17 | 744 | 3 | (D) | 6 | 244 | 8 | 145 |
| Manchester, New Hampshire..... | 10 | 281 | 4 | 102 | 11 | 274 | 4 | 239 | 5 | (D) | 6 | 187 |
| Memphis, Tennessee..... | 17 | 1,594 | 30 | (D) | 54 | 1,907 | 10 | 371 | 3 | 129 | 21 | 572 |
| Miami, Florida..... | 42 | 3,421 | 91 | 3,461 | 77 | 2,145 | 65 | 1,501 | 43 | 1,372 | 135 | 3,824 |
| Milwaukee, Wisconsin..... | 44 | 1,726 | 86 | 3,658 | 138 | 4,182 | 68 | 3,041 | 19 | 721 | 84 | 1,847 |
| Minneapolis-St. Paul, Minnesota..... | 63 | 4,798 | 73 | 4,778 | 118 | 4,987 | 48 | 1,670 | 19 | 897 | 82 | 1,421 |
| Mobile, Alabama..... | 9 | 834 | 11 | 848 | 22 | 774 | 1 | (D) | 3 | 119 | 11 | 188 |
| Montgomery, Alabama..... | 6 | (D) | 9 | 642 | 10 | 1,387 | 1 | (D) | 10 | 188 | 4 | 82 |
| Muncie, Indiana..... | 2 | (D) | 5 | 370 | 10 | 394 | 4 | 34 | 1 | (D) | 1 | (D) |
| Nashville, Tennessee..... | 17 | (D) | 18 | (D) | 42 | 2,443 | 7 | 379 | 6 | 105 | 18 | 348 |
| New Bedford, Massachusetts..... | 6 | (D) | 13 | (D) | 16 | 437 | 3 | 32 | 3 | 27 | 10 | 235 |
| New Britain-Bristol, Connecticut..... | 3 | (D) | 14 | 541 | 14 | 462 | 11 | 484 | 5 | 205 | 6 | 304 |
| New Haven, Connecticut..... | 17 | 1,618 | 21 | 2,048 | 28 | 832 | 18 | 443 | 18 | 558 | 39 | 580 |
| New Orleans, Louisiana..... | 42 | 2,914 | 36 | 2,257 | 73 | 3,206 | 17 | 1,065 | 23 | 803 | 62 | 1,099 |
| New York-Northeastern New Jersey..... | 2,203 | 123,509 | 729 | 39,401 | 1,611 | 56,155 | 1,153 | 53,889 | 1,551 | 51,162 | 1,283 | 38,815 |
| Norfolk-Portsmouth, Va..... | 10 | 405 | 14 | 895 | 50 | 1,311 | 8 | 291 | 15 | 628 | 46 | 844 |
| Ogden, Utah..... | 3 | (D) | 7 | (D) | 12 | 306 | 3 | (D) | 4 | (D) | 7 | 217 |
| Oklahoma City, Okla..... | 12 | 1,969 | 20 | (D) | 33 | 1,681 | 10 | 268 | 7 | 427 | 11 | 329 |
| Omaha, Nebraska..... | 12 | (D) | 20 | (D) | 42 | 1,409 | 32 | 1,019 | 9 | 256 | 8 | 126 |
| Orlando, Florida..... | 11 | 412 | 14 | (D) | 20 | 484 | 3 | 42 | 4 | 99 | 41 | 807 |
| Peoria, Illinois..... | 8 | (D) | 12 | (D) | 22 | 758 | 6 | 210 | 6 | 311 | 20 | 1,327 |
| Philadelphia, Pennsylvania..... | 222 | 13,403 | 194 | 7,975 | 488 | 14,730 | 394 | 13,802 | 420 | 11,948 | 491 | 9,815 |
| Phoenix, Arizona..... | 10 | (D) | 41 | 1,570 | 24 | 1,225 | 3 | (D) | 10 | 309 | 69 | 1,251 |
| Pittsburgh, Pennsylvania..... | 47 | 3,973 | 99 | 4,667 | 287 | 9,249 | 71 | 3,052 | 105 | 3,967 | 126 | 2,959 |
| Pittsfield, Massachusetts..... | 6 | (D) | 12 | 371 | ... | ... | 2 | (D) | 3 | 132 | 7 | 408 |
| Portland, Maine..... | 7 | 286 | 5 | 137 | 11 | 475 | 3 | 178 | 4 | 92 | 17 | 408 |
| Portland, Oregon..... | 37 | 2,940 | 82 | 4,090 | 90 | 2,871 | 55 | 1,388 | 35 | 1,192 | 49 | 554 |
| Providence, Rhode Island..... | 49 | (D) | 53 | 1,837 | 117 | 2,602 | 18 | 764 | 57 | 2,733 | 69 | 1,646 |
| Pueblo, Colorado..... | ... | ... | 4 | (D) | 7 | 267 | 8 | 152 | 2 | (D) | 3 | 100 |
| Racine, Wisconsin..... | 5 | 258 | 17 | 564 | 15 | 588 | 4 | 259 | ... | ... | 9 | 275 |
| Raleigh, North Carolina..... | 8 | (D) | 6 | 735 | 11 | 514 | ... | ... | 3 | 41 | 5 | 105 |
| Reading, Pennsylvania..... | 8 | (D) | 29 | 1,195 | 26 | 925 | 36 | 650 | 12 | 413 | 43 | 721 |
| Richmond, Virginia..... | 12 | (D) | 16 | 1,012 | 26 | 1,652 | 5 | (D) | 5 | 226 | 11 | 195 |
| Roanoke, Virginia..... | 3 | (D) | 3 | (D) | 8 | 870 | 4 | 358 | 5 | 102 | 3 | 180 |
| Rochester, New York..... | 22 | 2,965 | 42 | 2,045 | 64 | 2,209 | 46 | 1,661 | 6 | 363 | 37 | 501 |
| Rockford, Illinois..... | 8 | 549 | 13 | (D) | 14 | 897 | 4 | 122 | ... | (D) | 16 | 472 |
| Sacramento, California..... | 21 | 2,108 | 28 | 1,705 | 29 | 783 | 10 | 616 | 12 | 395 | 23 | 428 |
| Saginaw, Michigan..... | 9 | 674 | 9 | 450 | 7 | 358 | 14 | 152 | 2 | (D) | 4 | 63 |
| St. Joseph, Missouri..... | 4 | (D) | 14 | (D) | 9 | 694 | 3 | 21 | 3 | 46 | 3 | 187 |
| St. Louis, Missouri..... | 48 | 4,687 | 83 | 2,655 | 174 | 8,436 | 74 | 3,150 | 76 | 2,407 | 140 | 3,898 |
| Salt Lake City, Utah..... | 6 | (D) | 32 | 2,751 | 26 | 864 | 7 | (D) | 3 | (D) | 19 | 383 |
| San Angelo, Texas..... | 3 | (D) | 8 | (D) | 7 | 283 | 1 | (D) | 4 | 14 | 2 | (D) |
| San Antonio, Texas..... | 17 | 4,650 | 26 | (D) | 79 | 1,482 | 22 | 819 | 10 | 271 | 30 | 896 |
| San Bernardino-Riverside-Ontario, California..... | 26 | 2,043 | 59 | 2,629 | 51 | 1,210 | 14 | 324 | 29 | 814 | 53 | 851 |
| San Diego, California..... | 48 | 4,238 | 59 | 3,075 | 46 | 1,560 | 17 | 705 | 31 | 1,548 | 54 | 1,545 |
| San Francisco-Oakland, Calif..... | 248 | 16,544 | 199 | 11,754 | 284 | 9,983 | 248 | 8,768 | 65 | 2,405 | 274 | 8,603 |
| San Jose, California..... | 37 | 2,899 | 35 | 2,647 | 26 | 847 | 22 | 731 | 9 | 420 | 39 | 985 |
| Savannah, Georgia..... | 4 | (D) | 9 | 433 | 22 | 580 | 2 | (D) | 6 | 101 | 7 | 204 |
| Scranton, Pennsylvania..... | 11 | 708 | 17 | 1,087 | 55 | 1,241 | 11 | 328 | 21 | 481 | 22 | 365 |
| Seattle, Washington..... | 37 | 5,354 | 92 | 5,576 | 88 | 3,198 | 63 | 2,138 | 9 | 135 | 72 | 1,178 |
| Shreveport, Louisiana..... | 7 | 276 | 10 | (D) | 33 | 777 | 11 | 206 | 4 | 105 | 11 | 103 |
| Sioux City, Iowa..... | 4 | (D) | 3 | 508 | 11 | 381 | 10 | 144 | 3 | 52 | 1 | (D) |
| Sioux Falls, South Dakota..... | ... | ... | 8 | (D) | 4 | (D) | 3 | (D) | ... | ... | 2 | (D) |
| South Bend, Indiana..... | 5 | (D) | 19 | (D) | 22 | 770 | 13 | 336 | 4 | 181 | 6 | 103 |
| Spokane, Washington..... | 9 | (D) | 28 | (D) | 14 | 620 | 10 | 635 | 2 | (D) | 11 | 212 |
| Springfield, Illinois..... | 10 | (D) | 3 | (D) | 9 | 753 | 8 | 260 | 3 | 115 | 8 | 287 |
| Springfield, Missouri..... | 9 | 362 | 6 | (D) | 7 | 132 | 4 | 126 | 1 | (D) | 1 | (D) |
| Springfield, Ohio..... | 2 | (D) | 7 | (D) | 10 | 297 | 3 | 43 | 1 | (D) | 7 | 57 |
| Springfield-Holyoke, Massachusetts..... | 20 | (D) | 36 | 1,371 | 65 | 1,957 | 9 | 328 | 29 | 990 | 34 | 645 |
| Stamford-Norwalk, Connecticut..... | 56 | 3,710 | 30 | (D) | 32 | 1,251 | 8 | 205 | 19 | 904 | 25 | 971 |
| Stockton, California..... | 12 | 995 | 21 | (D) | 21 | 666 | 5 | (D) | 18 | 612 | 10 | 173 |
| Syracuse, New York..... | 19 | 1,731 | 26 | 1,194 | 47 | 1,172 | 38 | 1,202 | 21 | 604 | 21 | 492 |
| Tacoma, Washington..... | 12 | (D) | 35 | 743 | 25 | 861 | 12 | 224 | 8 | 104 | 12 | 269 |
| Tampa-St. Petersburg, Florida..... | 18 | 2,032 | 28 | 900 | 75 | 1,584 | 18 | 1,086 | 23 | 474 | 126 | 2,060 |
| Terre Haute, Indiana..... | 6 | (D) | 9 | (D) | 12 | 340 | 4 | (D) | 2 | (D) | 4 | 149 |
| Toledo, Ohio..... | 15 | (D) | 14 | 917 | 37 | 1,779 | 31 | 902 | 8 | (D) | 24 | (D) |
| Topeka, Kansas..... | 6 | (D) | 9 | (D) | 12 | 457 | 2 | (D) | 5 | 185 | 14 | 185 |
| Trenton, New Jersey..... | 10 | 867 | 21 | 542 | 35 | 1,181 | 16 | 522 | 17 | 777 | 21 | 532 |
| Tucson, Arizona..... | 10 | (D) | 15 | 545 | 10 | 571 | 3 | (D) | 6 | 194 | 32 | 1,048 |
| Tulsa, Oklahoma..... | 19 | 1,389 | 13 | (D) | 43 | 1,575 | 34 | 724 | 4 | 28 | 17 | 351 |
| Utica-Rome, New York..... | 12 | (D) | 28 | (D) | 52 | 1,309 | 37 | 987 | 17 | 537 | 32 | 497 |
| Waco, Texas..... | 3 | (D) | 4 | (D) | 13 | 589 | 2 | (D) | 7 | 56 | 3 | 55 |
| Washington, D.C..... | 78 | 10,904 | 79 | 4,216 | 141 | 6,662 | 36 | 1,522 | 108 | 3,729 | 134 | 5,424 |
| Waterbury, Connecticut..... | 8 | (D) | 10 | 402 | 17 | 485 | 21 | 667 | 8 | 389 | 8 | 234 |
| Waterloo, Iowa..... | 4 | 459 | 15 | 408 | 8 | 317 | 7 | 204 | 1 | (D) | 4 | 80 |
| Wheeling, West Virginia-Steubenville, Ohio..... | 10 | 389 | 21 | 539 | 37 | 1,112 | 32 | 703 | 29 | 977 | 17 | 291 |
| Wichita, Kansas..... | 6 | (D) | 11 | (D) | 33 | 1,385 | 6 | 114 | 4 | (D) | 24 | 621 |
| Wichita Falls, Texas..... | 3 | (D) | 6 | 282 | 8 | 454 | 4 | 72 | 6 | 223 | 9 | 209 |
| Wilkes-Barre-Hazleton, Pa..... | 15 | 724 | 31 | 774 | 49 | 1,135 | 39 | 624 | 25 | 841 | 27 | 557 |
| Wilmington, Delaware..... | 16 | (D) | 13 | (D) | 39 | (D) | 20 | (D) | 19 | 1,042 | 26 | (D) |
| Winston-Salem, North Carolina..... | 4 | 702 | 2 | (D) | 12 | 400 | 1 | (D) | 4 | 184 | 10 | 408 |
| Worcester, Massachusetts..... | 8 | (D) | 18 | 910 | 32 | 995 | 6 | 286 | 11 | 555 | 13 | 240 |
| York, Pennsylvania..... | 15 | 970 | 18 | (D) | 23 | 610 | 14 | 757 | 17 | 639 | 23 | 284 |
| Youngstown, Ohio..... | 19 | (D) | 33 | 1,105 | 60 | 1,954 | 22 | 373 | 15 | 753 | 25 | 424 |

See footnotes at end of table.

RETAIL TRADE—AREA STATISTICS

Table 1K. RETAIL TRADE: 1954—STANDARD METROPOLITAN AREAS, BY KIND OF BUSINESS—Continued
Establishments, Sales, and Annual Payroll

| Standard metropolitan area | Other retail stores—Continued | | | | Nonstore retailers | | | | | | | | | |
|--|-------------------------------|--------------------|------------------------------------|--------------------|--------------------|--------------------------|---------------------------------------|--|----------------------------|--------------------|---|--------------------|---------------------------------------|--------------------|
| | Music stores | | Camera, photographic supply stores | | Total | | | | Mail order houses | | Direct selling (house-to-house) organizations | | Merchandise vending machine operators | |
| | Establishments (Number) | Sales (\$1,000) | Establishments (Number) | Sales (\$1,000) | Total (Number) | With payroll (Number) | Total, establishments (\$1,000) | Establishments with payroll (\$1,000) | Establishments (Number) | Sales (\$1,000) | Establishments (Number) | Sales (\$1,000) | Establishments (Number) | Sales (\$1,000) |
| | | | | | | | | | | | | | | |
| Akron, Ohio..... | 14 | 726 | 5 | (D) | 209 | 43 | 12,077 | 9,385 | ... | ... | 190 | 9,179 | 19 | 2,898 |
| Albany-Schenectady-Troy, New York. | 27 | 1,464 | 14 | 1,427 | 289 | 89 | 53,803 | 51,117 | 6 | (D) | 253 | 18,866 | 30 | (D) |
| Albuquerque, New Mexico..... | 10 | 1,032 | 8 | 500 | 101 | 13 | 2,962 | 2,086 | 4 | (D) | 85 | 1,538 | 12 | (D) |
| Allentown-Bethlehem-Easton, Pa.... | 22 | 870 | 12 | 802 | 403 | 105 | 20,221 | 16,231 | 2 | (D) | 385 | 17,398 | 16 | (D) |
| Altoona, Pennsylvania..... | 4 | 263 | 2 | (D) | 67 | 19 | 3,378 | 2,924 | ... | ... | 64 | 1,766 | 3 | 1,612 |
| Amarillo, Texas..... | 12 | 1,334 | 2 | (D) | 59 | 11 | 7,069 | 6,665 | ... | ... | 50 | 2,628 | 9 | 4,441 |
| Asheville, North Carolina..... | 4 | 746 | 3 | 243 | 69 | 9 | 1,482 | 946 | ... | ... | 59 | 1,085 | 10 | 397 |
| Atlanta, Georgia..... | 25 | 2,171 | 7 | 684 | 387 | 91 | 83,959 | 80,795 | 13 | (D) | 326 | 13,955 | 48 | (D) |
| Atlantic City, New Jersey..... | 8 | 161 | 4 | 104 | 91 | 33 | 6,957 | 5,893 | 3 | (D) | 73 | 4,053 | 15 | (D) |
| Augusta, Georgia..... | 4 | 220 | 3 | (D) | 53 | 15 | 1,903 | 1,511 | ... | ... | 42 | 986 | 11 | 917 |
| Austin, Texas..... | 11 | 517 | 7 | 580 | 102 | 14 | 5,909 | 5,135 | 2 | (D) | 94 | 5,004 | 6 | (D) |
| Baltimore, Maryland..... | 55 | (D) | 13 | 2,047 | 1,043 | 199 | 80,309 | 68,995 | 18 | (D) | 939 | 32,555 | 86 | (D) |
| Baton Rouge, Louisiana..... | 12 | 545 | 3 | (D) | 51 | 21 | 4,581 | 3,995 | 1 | (D) | 39 | 2,142 | 11 | (D) |
| Bay City, Michigan..... | 4 | 269 | 3 | (D) | 39 | 13 | 1,626 | 1,288 | ... | ... | 38 | (D) | 1 | (D) |
| Beaumont-Port Arthur, Texas..... | 6 | 688 | 2 | (D) | 87 | 13 | 3,784 | (D) | ... | ... | 73 | 2,708 | 14 | 1,076 |
| Binghamton, New York..... | 3 | 521 | 4 | 837 | 103 | 31 | 4,243 | 3,369 | 2 | (D) | 86 | 3,365 | 15 | (D) |
| Birmingham, Alabama..... | 17 | 1,569 | 4 | 210 | 263 | 39 | 9,708 | 7,020 | 6 | 139 | 232 | 7,245 | 25 | 2,324 |
| Boston, Massachusetts..... | 70 | 4,739 | 66 | 6,349 | 1,731 | 303 | 154,713 | 136,979 | 44 | 62,209 | 1,591 | 72,099 | 96 | 20,405 |
| Bridgeport, Connecticut..... | 14 | 547 | 8 | 482 | 178 | 40 | 8,193 | 6,489 | 4 | 444 | 150 | 5,918 | 24 | 1,831 |
| Brookton, Massachusetts..... | 7 | 208 | 2 | (D) | 95 | 19 | 6,798 | 5,718 | 7 | 3,057 | 82 | 3,520 | 6 | 221 |
| Buffalo, New York..... | 40 | 2,138 | 34 | 2,895 | 449 | 105 | 28,335 | 23,723 | 9 | 541 | 386 | 19,691 | 54 | 8,103 |
| Canton, Ohio..... | 12 | 577 | 4 | 529 | 156 | 16 | 2,538 | 1,290 | ... | ... | 136 | 2,195 | 20 | 343 |
| Cedar Rapids, Iowa..... | 5 | (D) | 4 | (D) | 80 | 14 | 2,096 | 1,506 | 2 | (D) | 74 | 1,950 | 4 | (D) |
| Charleston, South Carolina..... | 6 | 383 | 2 | (D) | 70 | 14 | 1,486 | 1,058 | ... | ... | 60 | 818 | 10 | 668 |
| Charleston, West Virginia..... | 11 | 940 | 1 | (D) | 94 | 14 | 2,745 | 2,007 | 1 | (D) | 81 | 1,738 | 12 | (D) |
| Charlotte, North Carolina..... | 7 | 1,120 | 3 | 617 | 139 | 29 | 8,291 | (D) | 3 | 153 | 128 | 6,079 | 8 | 2,059 |
| Chattanooga, Tennessee..... | 5 | 594 | 9 | 467 | 158 | 22 | 3,548 | 1,874 | 5 | 286 | 138 | 2,255 | 15 | 1,007 |
| Chicago, Illinois..... | 231 | 15,440 | 128 | 14,688 | 3,246 | 668 | 640,171 | 604,265 | 183 | 470,030 | 2,844 | 146,915 | 219 | 23,226 |
| Cincinnati, Ohio..... | 27 | 3,640 | 19 | (D) | 699 | 117 | 32,266 | 24,106 | 16 | 1,644 | 643 | 23,649 | 40 | 6,973 |
| Cleveland, Ohio..... | 79 | 3,590 | 36 | 3,511 | 886 | 142 | 43,091 | 35,209 | 29 | 3,781 | 787 | 28,924 | 70 | 10,386 |
| Columbia, South Carolina..... | 12 | 878 | 3 | 335 | 73 | 17 | 2,285 | 1,791 | 2 | (D) | 56 | 1,415 | 15 | (D) |
| Columbus, Georgia..... | 10 | 271 | ... | ... | 80 | 16 | (D) | (D) | ... | ... | 72 | 1,142 | 8 | (D) |
| Columbus, Ohio..... | 30 | 1,999 | 9 | 1,042 | 369 | 59 | 14,775 | 10,357 | 9 | 150 | 322 | 10,911 | 38 | 3,714 |
| Corpus Christi, Texas..... | 14 | 824 | 5 | (D) | 91 | 15 | 3,569 | 2,905 | ... | ... | 77 | 2,136 | 14 | 1,433 |
| Dallas, Texas..... | 33 | 2,973 | 14 | (D) | 546 | 86 | 68,173 | 62,289 | 16 | (D) | 474 | 20,173 | 56 | (D) |
| Des Moines, Iowa-Rock Island-Moline, Illinois..... | 15 | 1,064 | 9 | 1,961 | 158 | 30 | 6,340 | (D) | 5 | 212 | 139 | 4,952 | 14 | 1,176 |
| Dayton, Ohio..... | 26 | 1,565 | 10 | 1,755 | 225 | 51 | 8,982 | 6,710 | 5 | 535 | 197 | 5,968 | 23 | 2,479 |
| Decatur, Illinois..... | 7 | 471 | 1 | (D) | 79 | 13 | 1,952 | 1,372 | 1 | (D) | 68 | 1,126 | 10 | (D) |
| Denver, Colorado..... | 37 | 2,806 | 14 | 1,926 | 350 | 62 | 40,195 | 37,123 | 11 | (D) | 305 | 10,631 | 34 | (D) |
| Des Moines, Iowa..... | 20 | 1,606 | 5 | 371 | 203 | 27 | 6,010 | 3,908 | 8 | 717 | 177 | 4,912 | 18 | 381 |
| Detroit, Michigan..... | 132 | 10,289 | 48 | 7,602 | 1,648 | 274 | 109,045 | 83,751 | 18 | 1,955 | 1,481 | 83,856 | 149 | 23,234 |
| Dubuque, Iowa..... | 4 | 250 | 3 | 54 | 56 | 6 | 1,068 | 404 | 2 | (D) | 51 | 1,005 | 3 | (D) |
| Duluth, Minnesota-Superior, Wis.... | 13 | 943 | 3 | 157 | 104 | 22 | 8,599 | 7,637 | 3 | (D) | 95 | 7,810 | 6 | (D) |
| Durham, North Carolina..... | 9 | 488 | ... | ... | 46 | 12 | 1,304 | 1,030 | 2 | (D) | 43 | 1,145 | 1 | (D) |
| El Paso, Texas..... | 7 | 584 | ... | (D) | 113 | 19 | 3,773 | 2,519 | 4 | (D) | 89 | 1,795 | 20 | (D) |
| Erie, Pennsylvania..... | 13 | 442 | 5 | 303 | 144 | 28 | 7,026 | 5,662 | 1 | (D) | 134 | 4,930 | 9 | (D) |
| Evansville, Indiana..... | 13 | 907 | 4 | (D) | 73 | 23 | 3,947 | 3,287 | 1 | (D) | 65 | 3,284 | 7 | (D) |
| Fall River, Massachusetts..... | 5 | 189 | 2 | (D) | 72 | 18 | 1,743 | 1,145 | ... | ... | 70 | (D) | 2 | (D) |
| Flint, Michigan..... | 12 | 666 | 5 | 486 | 129 | 33 | 6,943 | 5,691 | ... | ... | 117 | 4,859 | 12 | 2,084 |
| Fort Smith, Arkansas..... | 4 | 586 | 1 | (D) | 42 | 8 | 1,272 | 722 | 2 | (D) | 29 | 445 | 11 | (D) |
| Fort Wayne, Indiana..... | 13 | 1,206 | 3 | 363 | 91 | 25 | 7,348 | 6,812 | 1 | (D) | 83 | 6,015 | 7 | (D) |
| Fort Worth, Texas..... | 18 | (D) | 5 | (D) | 234 | 32 | 30,122 | 27,826 | 3 | (D) | 203 | (D) | 28 | 2,791 |
| Fresno, California..... | 14 | 1,123 | 3 | 604 | 140 | 14 | 4,856 | 3,008 | 2 | (D) | 128 | 4,073 | 10 | (D) |
| Gadsden, Alabama..... | 3 | 229 | ... | ... | 30 | 2 | 416 | (D) | ... | ... | 28 | (D) | 2 | (D) |
| Galveston, Texas..... | 5 | 172 | 2 | (D) | 28 | 6 | 528 | (D) | ... | ... | 25 | 264 | 3 | 264 |
| Grand Rapids, Michigan..... | 27 | 1,523 | 11 | 1,048 | 158 | 42 | 9,630 | 7,822 | 4 | 1,030 | 134 | 7,209 | 20 | 1,391 |
| Green Bay, Wisconsin..... | 4 | 213 | 3 | 353 | 69 | 11 | 2,110 | 1,418 | ... | ... | 53 | 1,524 | 16 | 586 |
| Greensboro-High Point, N.C..... | 11 | 546 | 8 | 612 | 127 | 23 | (D) | (D) | 3 | (D) | 117 | 3,488 | 7 | 1,122 |
| Greenville, South Carolina..... | 11 | 348 | 4 | 297 | 61 | 25 | 2,344 | 2,022 | ... | ... | 51 | 1,600 | 10 | 744 |
| Hamilton-Middletown, Ohio..... | 6 | 531 | 6 | 401 | 57 | 15 | 1,849 | 1,505 | ... | ... | 52 | 1,224 | 5 | 625 |
| Hampton-Newport News-Warwick, Va.. | 4 | 368 | 2 | (D) | 45 | 9 | 957 | 587 | ... | ... | 40 | 848 | 5 | 109 |
| Harrisburg, Pennsylvania..... | 13 | 844 | 9 | 739 | 173 | 55 | 12,421 | 10,973 | 6 | (D) | 158 | 7,204 | 9 | (D) |
| Hartford, Connecticut..... | 23 | 1,557 | 6 | 697 | 296 | 66 | 12,800 | 9,756 | 7 | 445 | 265 | 7,944 | 24 | 4,411 |
| Houston, Texas..... | 28 | (D) | 13 | (D) | 512 | 84 | 18,743 | 14,171 | 10 | 908 | 454 | 11,929 | 48 | 5,906 |
| Huntington, W. Va.-Ashland, Ky.... | 7 | 623 | 2 | (D) | 97 | 23 | 7,463 | 6,851 | 3 | (D) | 84 | 6,355 | 10 | (D) |
| Indianapolis, Indiana..... | 29 | 2,769 | 9 | 1,249 | 274 | 90 | 34,015 | 32,161 | 7 | (D) | 240 | 14,742 | 27 | (D) |
| Jackson, Michigan..... | 2 | (D) | 5 | 276 | 28 | 8 | 878 | 536 | ... | ... | 25 | (D) | 3 | (D) |
| Jackson, Mississippi..... | 8 | 882 | 1 | (D) | 65 | 15 | 1,914 | 1,388 | 3 | 58 | 53 | 1,368 | 9 | 488 |
| Jacksonville, Florida..... | 16 | 947 | 9 | 598 | 186 | 26 | 6,722 | 5,370 | 4 | 62 | 168 | 6,051 | 14 | 609 |
| Johnstown, Pennsylvania..... | 10 | 344 | 1 | (D) | 154 | 20 | 5,030 | 3,890 | ... | ... | 140 | 3,948 | 14 | 1,082 |
| Kalamazoo, Michigan..... | 6 | 427 | 4 | 548 | 43 | 15 | 2,626 | 2,334 | ... | ... | 37 | 2,087 | 6 | 539 |
| Kansas City, Missouri..... | 44 | 5,270 | 11 | 1,430 | 703 | 111 | (D) | (D) | 19 | 134,689 | 632 | 19,570 | 52 | (D) |
| Kenosha, Wisconsin..... | 2 | (D) | 2 | (D) | 44 | 12 | 1,502 | 1,156 | 1 | (D) | 35 | 987 | 8 | (D) |
| Knoxville, Tennessee..... | 14 | 666 | 5 | 600 | 117 | 25 | 7,943 | 6,967 | ... | ... | 100 | 4,312 | 17 | 3,631 |
| Lancaster, Pennsylvania..... | 7 | 598 | 9 | 1,027 | 186 | 54 | 9,551 | 7,585 | 4 | (D) | 178 | 8,009 | 4 | (D) |
| Lansing, Michigan..... | 11 | 712 | 5 | 832 | 59 | 17 | 3,504 | 2,980 | ... | ... | 53 | (D) | 6 | (D) |
| Laredo, Texas..... | 1 | (D) | ... | ... | 20 | 6 | 426 | 352 | 2 | (D) | 18 | (D) | ... | ... |
| Lawrence, Massachusetts..... | 5 | 49 | 1 | (D) | 79 | 21 | 3,765 | 3,119 | ... | ... | 75 | (D) | 4 | (D) |
| Lexington, Kentucky..... | 8 | 562 | 4 | 364 | 53 | 13 | 2,397 | 1,955 | 1 | (D) | 39 | (D) | 13 | 1,019 |
| Lima, Ohio..... | 4 | (D) | 3 | (D) | 60 | 16 | (D) | (D) | 1 | (D) | 53 | 2,077 | 6 | 467 |
| Lincoln, Nebraska..... | 4 | 473 | 1 | (D) | 55 | 11 | 1,214 | 690 | 1 | (D) | 52 | 1,065 | 2 | (D) |
| Little Rock-North Little Rock, Arkansas..... | 8 | 713 | 2 | (D) | 112 | 24 | 3,929 | 3,157 | 1 | (D) | 99 | 2,862 | 12 | (D) |
| Lorain-Elyria, Ohio..... | 7 | 384 | 3 | (D) | 67 | 15 | 1,843 | 1,229 | ... | ... | 61 | 1,119 | 6 | 724 |
| Los Angeles-Long Beach, Calif..... | 298 | 19,340 | 226 | 512 | 3,480 | 478 | 197,734 | 155,332 | 124 | 76,138 | 3,158 | 94,243 | 198 | 27,353 |
| Louisville, Kentucky..... | 12 | 1,071 | 9 | (D) | 277 | 59 | 13,453 | 11,295 | 1 | (D) | 251 | 8,339 | 25 | (D) |

See footnotes at end of table.

UNITED STATES SUMMARY

Table 1K. RETAIL TRADE: 1954-STANDARD METROPOLITAN AREAS, BY KIND OF BUSINESS-Continued

Establishments, Sales, and Annual Payroll

| Standard metropolitan area | Other retail stores--Continued | | | | Nonstore retailers | | | | | | | | | |
|---|--------------------------------|-----------|------------------------------------|-----------|--------------------|--------------|---------------------------|-----------------------------|-------------------|-----------|---|-----------|---------------------------------------|-----------|
| | Music stores | | Camera, photographic supply stores | | Total | | | | Mail order houses | | Direct selling (house-to-house) organizations | | Merchandise vending machine operators | |
| | Establishments | Sales | Establishments | Sales | Total | With payroll | Total, all establishments | Establishments with payroll | Establishments | Sales | Establishments | Sales | Establishments | Sales |
| | (Number) | (\$1,000) | (Number) | (\$1,000) | (Number) | (Number) | (\$1,000) | (\$1,000) | (Number) | (\$1,000) | (Number) | (\$1,000) | (Number) | (\$1,000) |
| Lowell, Massachusetts..... | 3 | 35 | 2 | (D) | 56 | 10 | 2,809 | 2,239 | 1 | (D) | 48 | 2,375 | 7 | (D) |
| Lubbock, Texas..... | 9 | 570 | 3 | (D) | 112 | 12 | 2,858 | 1,188 | 2 | (D) | 102 | 1,708 | # | (D) |
| Macon, Georgia..... | 8 | 471 | 1 | (D) | 62 | 14 | 1,829 | 1,243 | ... | ... | 55 | 1,261 | 7 | 568 |
| Madison, Wisconsin..... | 9 | 1,014 | 3 | (D) | 94 | 20 | 3,302 | 2,650 | 4 | (D) | 85 | 2,049 | 5 | (D) |
| Manchester, New Hampshire..... | 5 | (D) | 4 | 203 | 67 | 15 | (D) | 2,195 | ... | ... | 55 | 2,097 | 12 | (D) |
| Memphis, Tennessee..... | 15 | 1,436 | 7 | 826 | 242 | 36 | 52,549 | (D) | 6 | (D) | 191 | 4,662 | 45 | (D) |
| Miami, Florida..... | 35 | 2,083 | 39 | 2,188 | 545 | 69 | 16,638 | 11,754 | 23 | 1,410 | 487 | 10,544 | 35 | 4,684 |
| Milwaukee, Wisconsin..... | 74 | 3,206 | 22 | 2,009 | 520 | 96 | 25,441 | 19,673 | 16 | 607 | 469 | 18,972 | 35 | 5,862 |
| Minneapolis-St. Paul, Minnesota... | 55 | 4,918 | 23 | 2,627 | 711 | 107 | 105,171 | 98,337 | 21 | (D) | 626 | 19,323 | 64 | (D) |
| Mobile, Alabama..... | 6 | 422 | 1 | (D) | 81 | 15 | 1,809 | 1,135 | 5 | (D) | 71 | 1,318 | 5 | (D) |
| Montgomery, Alabama..... | 4 | 758 | 2 | (D) | 58 | 10 | 1,684 | 1,270 | 1 | (D) | 50 | 970 | 7 | (D) |
| Muncie, Indiana..... | 3 | 377 | 2 | (D) | 35 | 11 | 1,143 | 825 | 3 | 25 | 26 | 705 | 6 | 413 |
| Nashville, Tennessee..... | 15 | 1,915 | 6 | 330 | 184 | 40 | 9,924 | 8,402 | 6 | 373 | 159 | 7,933 | 19 | 1,618 |
| New Bedford, Massachusetts..... | 7 | 121 | 1 | (D) | 88 | 14 | 4,106 | 3,292 | ... | (D) | 84 | (D) | 4 | 355 |
| New Britain-Bristol, Connecticut... | 7 | 267 | 6 | 439 | 95 | 15 | 2,060 | 1,214 | ... | ... | 86 | 1,251 | 9 | 809 |
| New Haven, Connecticut..... | 10 | 1,030 | 7 | 614 | 201 | 51 | 6,936 | 5,210 | 6 | 177 | 168 | 5,035 | 27 | 1,724 |
| New Orleans, Louisiana..... | 21 | 2,543 | 3 | (D) | 406 | 80 | 41,401 | 36,083 | 1 | (D) | 377 | 34,236 | 28 | (D) |
| New York-Northeastern New Jersey... | 536 | 37,658 | 380 | 49,471 | 9,751 | 2,109 | 490,195 | 378,127 | 560 | 106,358 | 8,681 | 294,415 | 510 | 89,422 |
| Norfolk-Portsmouth, Va..... | 16 | 1,219 | 9 | 515 | 150 | 38 | 7,757 | 6,793 | ... | ... | 128 | 4,545 | 22 | 3,212 |
| Ogden, Utah..... | 4 | 325 | 3 | 214 | 39 | 7 | 662 | 306 | 1 | (D) | 34 | 466 | 4 | (D) |
| Oklahoma City, Okla..... | 13 | 2,296 | 11 | 1,015 | 239 | 31 | 10,077 | 7,745 | 1 | (D) | 218 | 7,127 | 20 | (D) |
| Omaha, Nebraska..... | 13 | 1,967 | 2 | (D) | 189 | 31 | 7,266 | 5,686 | 4 | (D) | 163 | (D) | 22 | 1,605 |
| Orlando, Florida..... | 9 | 855 | 3 | 172 | 90 | 18 | 16,224 | 15,306 | 4 | (D) | 75 | 5,312 | 11 | (D) |
| Peoria, Illinois..... | 9 | 950 | 7 | 683 | 135 | 29 | 7,147 | 6,197 | 1 | (D) | 117 | 5,478 | 17 | (D) |
| Philadelphia, Pennsylvania..... | 171 | 8,899 | 78 | 7,170 | 2,580 | 656 | 254,357 | 229,415 | 55 | (D) | 2,399 | 107,849 | 126 | (D) |
| Phoenix, Arizona..... | 18 | 1,715 | 9 | 1,015 | 211 | 27 | 5,658 | 3,302 | 6 | (D) | 181 | 4,151 | 24 | (D) |
| Pittsburgh, Pennsylvania..... | 88 | 4,874 | 27 | 2,929 | 1,321 | 243 | 59,369 | 45,369 | 15 | 765 | 1,215 | 42,105 | 91 | 16,499 |
| Pittsfield, Massachusetts..... | 5 | 123 | 6 | 249 | 55 | 17 | 2,330 | 1,802 | 3 | (D) | 47 | 1,667 | 5 | (D) |
| Portland, Maine..... | 4 | 134 | 3 | (D) | 75 | 23 | 3,906 | 3,162 | 1 | (D) | 68 | 3,417 | 6 | (D) |
| Portland, Oregon..... | 33 | 2,527 | 17 | 1,036 | 475 | 45 | 30,322 | 25,784 | 9 | (D) | 444 | 8,123 | 22 | (D) |
| Providence, Rhode Island..... | 24 | (D) | 15 | 1,647 | 613 | 103 | 25,465 | 19,737 | 9 | (D) | 571 | 17,072 | 33 | (D) |
| Pueblo, Colorado..... | 2 | (D) | 5 | (D) | 36 | 8 | 1,360 | 1,054 | ... | ... | 28 | 1,006 | 8 | 354 |
| Racine, Wisconsin..... | 4 | 269 | 5 | 281 | 62 | 14 | 1,422 | 894 | 2 | (D) | 58 | 1,156 | 2 | (D) |
| Raleigh, North Carolina..... | 5 | 912 | 1 | (D) | 70 | 14 | 3,193 | 2,571 | 2 | (D) | 65 | 2,471 | 3 | (D) |
| Reading, Pennsylvania..... | 18 | 1,175 | 4 | 273 | 250 | 60 | 11,184 | 8,922 | 2 | (D) | 238 | 9,256 | 10 | (D) |
| Richmond, Virginia..... | 7 | 1,559 | 5 | 613 | 226 | 58 | 12,086 | 10,298 | 5 | (D) | 214 | 6,755 | 7 | (D) |
| Roanoke, Virginia..... | 21 | 497 | 3 | (D) | 97 | 21 | 5,378 | 4,518 | 1 | (D) | 92 | 3,870 | 4 | (D) |
| Rochester, New York..... | 21 | 1,730 | 6 | 1,743 | 214 | 48 | 11,595 | 9,191 | 5 | (D) | 186 | 8,488 | 23 | (D) |
| Rockford, Illinois..... | 6 | 553 | 6 | 851 | 104 | 20 | 4,817 | 3,279 | 2 | (D) | 87 | 2,561 | 15 | (D) |
| Sacramento, California..... | 19 | 1,966 | 9 | 1,836 | 151 | 23 | 8,011 | 6,565 | 1 | (D) | 128 | 6,174 | 22 | (D) |
| Saginaw, Michigan..... | 7 | 487 | 3 | 378 | 62 | 16 | 2,068 | 1,376 | 2 | (D) | 49 | 1,224 | 11 | (D) |
| St. Joseph, Missouri..... | 3 | (D) | 2 | (D) | 54 | 6 | 964 | 418 | ... | ... | 51 | (D) | 3 | (D) |
| St. Louis, Missouri..... | 68 | 7,184 | 41 | 4,599 | 1,188 | 238 | 45,888 | 33,590 | 18 | 7,329 | 1,075 | 30,105 | 95 | 8,554 |
| Salt Lake City, Utah..... | 22 | 2,145 | 6 | 703 | 172 | 36 | 6,646 | 4,892 | 2 | (D) | 155 | 5,693 | 15 | (D) |
| San Angelo, Texas..... | 6 | 273 | 1 | (D) | 40 | 4 | 695 | 219 | ... | ... | 33 | 513 | 7 | 182 |
| San Antonio, Texas..... | 28 | (D) | 13 | 6,325 | 372 | 58 | 9,359 | 6,401 | 10 | 484 | 324 | 6,560 | 38 | 2,315 |
| San Bernardino-Riverside- Ontario, California..... | 26 | 1,668 | 20 | 1,541 | 223 | 39 | 6,386 | 4,142 | 8 | 597 | 191 | 3,700 | 24 | 2,089 |
| San Diego, California..... | 20 | 3,033 | 24 | 1,652 | 312 | 52 | 11,202 | 6,772 | 7 | 277 | 275 | 6,768 | 30 | 4,157 |
| San Francisco-Oakland, Calif..... | 141 | 9,423 | 90 | 8,564 | 1,152 | 152 | 61,698 | 50,808 | 17 | (D) | 1,034 | 27,431 | 101 | (D) |
| San Jose, California..... | 23 | 1,788 | 19 | 1,806 | 221 | 25 | 5,522 | 3,130 | 8 | 57 | 199 | 4,839 | 14 | 626 |
| Savannah, Georgia..... | 11 | 434 | 1 | (D) | 57 | 17 | 2,262 | 1,814 | ... | ... | 53 | 1,740 | 4 | 522 |
| Scranton, Pennsylvania..... | 11 | 319 | 2 | (D) | 177 | 33 | 6,956 | 5,468 | 1 | (D) | 167 | 4,569 | 19 | (D) |
| Seattle, Washington..... | 41 | 3,503 | 20 | 2,143 | 428 | 62 | 60,082 | 55,350 | 8 | (D) | 392 | 11,656 | 28 | (D) |
| Shreveport, Louisiana..... | 19 | 1,278 | 2 | (D) | 82 | 18 | 2,593 | 1,841 | ... | ... | 73 | 1,680 | 9 | 913 |
| Sioux City, Iowa..... | 11 | 685 | 4 | 171 | 55 | 7 | 1,796 | 1,346 | 1 | (D) | 53 | 1,597 | 1 | (D) |
| Sioux Falls, South Dakota..... | 5 | 952 | 4 | (D) | 55 | 9 | 1,088 | 596 | 1 | (D) | 49 | 668 | 5 | (D) |
| South Bend, Indiana..... | 12 | 618 | 8 | 935 | 84 | 28 | 4,373 | 3,727 | 2 | (D) | 72 | 3,382 | 10 | (D) |
| Spokane, Washington..... | 21 | 1,572 | 3 | (D) | 157 | 21 | 7,912 | 6,674 | 2 | (D) | 146 | 6,944 | 9 | (D) |
| Springfield, Illinois..... | 6 | (D) | 2 | (D) | 96 | 22 | 4,476 | 3,884 | ... | ... | 83 | 3,425 | 13 | 1,051 |
| Springfield, Missouri..... | 5 | 279 | 1 | (D) | 62 | 4 | 901 | 327 | ... | ... | 57 | 746 | 5 | 155 |
| Springfield, Ohio..... | 4 | 248 | 2 | (D) | 75 | 15 | 1,643 | 931 | ... | ... | 65 | 1,147 | 10 | 496 |
| Springfield-Holyoke, Mass..... | 20 | 496 | 7 | 605 | 293 | 55 | 14,191 | 10,921 | 7 | (D) | 265 | 8,589 | 21 | (D) |
| Stamford-Norwalk, Connecticut.... | 15 | 659 | 11 | 678 | 124 | 34 | 3,678 | 2,452 | 4 | (D) | 108 | 2,403 | 12 | (D) |
| Stockton, California..... | 8 | 545 | 7 | 557 | 79 | 17 | 2,588 | 1,802 | 2 | (D) | 68 | 1,802 | 9 | (D) |
| Syracuse, New York..... | 15 | 1,368 | 7 | 521 | 305 | 59 | 11,882 | 8,524 | 4 | 14 | 273 | 9,322 | 28 | 2,546 |
| Tacoma, Washington..... | 10 | 811 | 3 | 362 | 149 | 19 | 3,428 | 2,012 | 3 | (D) | 130 | 2,342 | 16 | (D) |
| Tampa-St. Petersburg, Florida..... | 24 | 1,690 | 10 | 556 | 370 | 50 | 8,745 | 5,847 | 27 | 1,944 | 326 | 5,411 | 17 | 1,390 |
| Terre Haute, Indiana..... | 3 | (D) | 2 | (D) | 36 | 10 | 3,920 | 3,642 | ... | ... | 34 | (D) | 2 | (D) |
| Toledo, Ohio..... | 18 | 1,685 | 7 | 1,081 | 204 | 40 | 9,653 | 8,069 | 6 | 264 | 178 | 6,998 | 20 | 2,391 |
| Topeka, Kansas..... | 7 | (D) | 3 | (D) | 101 | 23 | 2,659 | 2,021 | 4 | 46 | 86 | 2,031 | 11 | 582 |
| Trenton, New Jersey..... | 9 | 1,645 | 4 | 466 | 153 | 47 | 13,933 | 12,253 | 8 | 1,242 | 128 | 9,468 | 17 | 3,223 |
| Tucson, Arizona..... | 14 | 694 | 4 | 493 | 79 | 21 | 2,617 | 2,115 | 1 | (D) | 68 | 1,936 | 10 | (D) |
| Tulsa, Oklahoma..... | 10 | 1,733 | 4 | 1,289 | 199 | 25 | 9,126 | 6,978 | 1 | (D) | 183 | 4,854 | 15 | (D) |
| Utica-Rome, New York..... | 10 | 282 | 11 | 608 | 164 | 32 | 5,039 | 3,171 | 2 | (D) | 148 | 3,173 | 14 | (D) |
| Waco, Texas..... | 11 | 580 | ... | ... | 82 | 10 | 1,505 | (D) | 2 | (D) | 70 | 1,146 | 10 | (D) |
| Washington, D. C..... | 40 | 7,114 | 38 | 4,631 | 628 | 104 | 41,885 | 35,667 | 19 | (D) | 567 | 21,026 | 42 | (D) |
| Waterbury, Connecticut..... | 7 | 410 | 3 | 367 | 86 | 20 | 3,665 | 2,673 | ... | ... | 79 | 3,204 | 7 | 461 |
| Waterloo, Iowa..... | 3 | (D) | 3 | 267 | 80 | 10 | 2,390 | (D) | 2 | (D) | 74 | 2,135 | 4 | (D) |
| Wheeling, West Virginia- Steubenville, Ohio..... | 15 | 474 | 5 | 196 | 127 | 37 | 6,901 | 6,059 | 2 | (D) | 106 | 4,950 | 19 | (D) |
| Wichita, Kansas..... | 9 | 1,790 | 7 | 709 | 132 | 30 | 7,611 | 6,673 | 1 | (D) | 115 | 5,123 | 16 | (D) |
| Wichita Falls, Texas..... | 5 | 496 | 1 | (D) | 41 | 9 | 955 | 511 | 1 | (D) | 37 | 866 | 3 | (D) |
| Wilkes-Barre-Hazleton, Pa..... | 18 | 629 | 11 | 404 | 259 | 49 | 6,419 | 4,181 | 3 | (D) | 241 | 4,343 | 15 | (D) |
| Wilmington, Delaware..... | 7 | (D) | 8 | 692 | 151 | 39 | 7,994 | 6,706 | 7 | (D) | 137 | 5,781 | 7 | (D) |
| Winston-Salem, North Carolina.... | 9 | 765 | 3 | 228 | 88 | 18 | 3,168 | 2,260 | 3 | (D) | 84 | 2,775 | 3 | (D) |
| Worcester, Massachusetts..... | 7 | 203 | 10 | 856 | 239 | 43 | 6,974 | 4,514 | 1 | (D) | 225 | 5,682 | 11 | (D) |
| York, Pennsylvania..... | 16 | 756 | 4 | 478 | 129 | 39 | 10,408 | 9,604 | 4 | (D) | 118 | 2,477 | 7 | (D) |
| Youngstown, Ohio..... | 30 | 1,512 | 8 | 265 | 242 | 58 | 13,830 | 11,606 | 2 | (D) | 217 | 9,785 | 23 | (D) |

(D) Withheld to avoid disclosure. ... Represents zero. ¹Includes data for establishments with no payroll in 1954 which have not been classified by detailed kind of business; also includes establishments in kind of business not separately listed. See Introduction--Kind-of-Business Classification. ²Includes data for establishments which have not been classified by detailed kind of business. See Introduction--Kind-of-Business Classification.

RETAIL TRADE—AREA STATISTICS

Table 1L. RETAIL TRADE: 1954—UNITED STATES, BY KIND OF BUSINESS AND CITY SIZE
Establishments, Sales, and Annual Payroll

| City size | Estab- lishments (Number) | Sales (\$1,000) | Payroll, entire year (\$1,000) | Estab- lishments (Number) | Sales (\$1,000) | Payroll, entire year (\$1,000) | Estab- lishments (Number) | Sales (\$1,000) | Payroll, entire year (\$1,000) |
|---|--------------------------------------|--------------------|--------------------------------------|---|--------------------|--------------------------------------|---|--------------------|--------------------------------------|
| | RETAIL TRADE, TOTAL | | | FOOD STORES, TOTAL ¹ | | | Grocery stores | | |
| United States, total..... | 1,721,650 | 169,967,748 | 18,198,662 | 384,616 | 39,762,213 | 2,535,861 | 279,440 | 34,420,764 | 2,035,136 |
| Cities with--500,000 or more inhabitants..... | 305,791 | 35,773,993 | 4,587,590 | 79,944 | 8,023,761 | 590,541 | 40,214 | 5,845,251 | 384,307 |
| 250,000 to 499,999 inhabitants..... | 98,425 | 13,430,012 | 1,671,902 | 20,746 | 2,760,330 | 189,344 | 14,126 | 2,389,837 | 152,878 |
| 100,000 to 249,999 inhabitants..... | 129,514 | 15,858,414 | 1,899,916 | 28,255 | 3,372,949 | 225,336 | 19,659 | 2,930,059 | 181,434 |
| 50,000 to 99,999 inhabitants..... | 121,709 | 14,493,568 | 1,682,290 | 25,983 | 3,237,284 | 217,201 | 18,030 | 2,855,653 | 176,881 |
| 25,000 to 49,999 inhabitants..... | 128,338 | 14,884,347 | 1,688,748 | 26,067 | 3,402,283 | 227,703 | 19,043 | 3,015,672 | 187,850 |
| 10,000 to 24,999 inhabitants..... | 182,192 | 19,738,541 | 2,026,006 | 37,034 | 4,840,076 | 311,239 | 28,458 | 4,396,327 | 266,304 |
| 5,000 to 9,999 inhabitants..... | 137,423 | 12,795,781 | 1,201,273 | 28,218 | 3,181,769 | 319,129 | 22,675 | 2,928,635 | 169,128 |
| 2,500 to 4,999 inhabitants..... | 117,931 | 9,868,260 | 845,133 | 23,171 | 2,363,676 | 135,222 | 18,936 | 2,193,065 | 120,937 |
| Remainder of United States..... | 500,327 | 33,124,832 | 2,595,804 | 115,198 | 8,580,085 | 446,146 | 98,299 | 7,886,265 | 395,417 |
| | Meat markets, fish (seafood) markets | | | Fruit stores, vegetable markets | | | Candy, nut, confectionery stores | | |
| United States, total..... | 27,354 | 2,128,117 | 154,570 | 13,136 | 484,503 | 28,157 | 20,507 | 567,955 | 44,054 |
| Cities with--500,000 or more inhabitants..... | 11,630 | 907,005 | (D) | 5,149 | 195,303 | 12,668 | 8,500 | 245,826 | (D) |
| 250,000 to 499,999 inhabitants..... | 1,703 | 155,414 | 11,777 | 818 | 31,836 | 1,820 | 1,214 | 3e,292 | 3,435 |
| 100,000 to 249,999 inhabitants..... | 1,916 | 176,063 | 12,874 | 1,105 | 41,723 | 2,185 | 1,736 | 46,297 | 4,352 |
| 50,000 to 99,999 inhabitants..... | 1,735 | 150,231 | 11,400 | 970 | 36,546 | 2,122 | 1,607 | 45,941 | 3,884 |
| 25,000 to 49,999 inhabitants..... | 1,622 | 152,012 | 12,039 | 783 | 32,708 | 1,973 | 1,463 | 44,504 | 3,584 |
| 10,000 to 24,999 inhabitants..... | 1,999 | 172,385 | 12,803 | 941 | 38,290 | 2,194 | 1,737 | 44,828 | 3,494 |
| 5,000 to 9,999 inhabitants..... | 1,224 | 90,047 | 6,275 | 628 | 19,776 | 841 | 1,031 | 24,670 | 1,858 |
| 2,500 to 4,999 inhabitants..... | 1,126 | 67,147 | (D) | 441 | 12,150 | 496 | 727 | 19,097 | (D) |
| Remainder of United States..... | 4,399 | 257,613 | 15,602 | 2,301 | 76,171 | 3,858 | 2,492 | 59,410 | 3,716 |
| | Bakery products stores | | | EATING, DRINKING PLACES, TOTAL ² | | | Eating places (including refreshment stands) | | |
| United States, total..... | 19,034 | 862,290 | 180,620 | 319,657 | 13,101,051 | 2,511,620 | 195,128 | 8,731,409 | 1,899,220 |
| Cities with--500,000 or more inhabitants..... | 5,790 | 334,253 | 69,965 | 64,177 | 3,732,541 | 829,655 | 35,781 | 2,526,320 | 632,745 |
| 250,000 to 499,999 inhabitants..... | 1,333 | 63,193 | 13,125 | 20,789 | 1,038,631 | 228,858 | 12,786 | 705,396 | 174,757 |
| 100,000 to 249,999 inhabitants..... | 1,683 | 77,622 | 17,651 | 24,944 | 1,127,263 | 222,072 | 15,443 | 773,060 | 169,993 |
| 50,000 to 99,999 inhabitants..... | 1,527 | 69,585 | 15,610 | 23,180 | 974,179 | 188,709 | 14,161 | 649,965 | 141,444 |
| 25,000 to 49,999 inhabitants..... | 1,447 | 67,404 | 15,324 | 23,714 | 995,320 | 191,741 | 14,695 | 656,814 | 142,777 |
| 10,000 to 24,999 inhabitants..... | 1,873 | 78,984 | 17,681 | 30,297 | 1,130,955 | 204,866 | 19,460 | 757,803 | 153,650 |
| 5,000 to 9,999 inhabitants..... | 1,326 | 48,402 | 9,804 | 22,124 | 741,199 | 125,605 | 14,035 | 495,185 | 95,089 |
| 2,500 to 4,999 inhabitants..... | 1,002 | 31,805 | 5,913 | 18,744 | 582,891 | 93,897 | 12,002 | 375,302 | 69,068 |
| Remainder of United States..... | 3,053 | 91,042 | 15,547 | 91,688 | 2,778,072 | 426,217 | 56,365 | 1,791,564 | 319,697 |
| | Drinking places | | | GENERAL MERCHANDISE GROUP, TOTAL ² | | | Department stores | | |
| United States, total..... | 123,887 | 4,360,384 | 612,400 | 76,198 | 17,872,386 | 2,648,138 | 2,761 | 10,557,843 | 1,773,230 |
| Cities with--500,000 or more inhabitants..... | 28,282 | 1,204,427 | 196,910 | 8,786 | 4,875,948 | 850,069 | 276 | 3,940,639 | 704,578 |
| 250,000 to 499,999 inhabitants..... | 7,987 | 333,055 | 54,101 | 2,695 | (D) | (D) | 166 | 1,659,211 | 283,604 |
| 100,000 to 249,999 inhabitants..... | 9,463 | 353,571 | 52,079 | 3,650 | 2,154,425 | 358,186 | 315 | 1,606,854 | 273,857 |
| 50,000 to 99,999 inhabitants..... | 8,977 | 323,576 | 47,265 | 3,348 | 1,796,175 | 275,586 | 464 | 1,258,847 | 197,880 |
| 25,000 to 49,999 inhabitants..... | 8,997 | 337,998 | 48,964 | 3,768 | 1,646,600 | 250,474 | 560 | 979,069 | 153,217 |
| 10,000 to 24,999 inhabitants..... | 10,771 | 372,406 | 51,216 | 6,100 | 1,674,079 | 234,289 | 628 | 680,244 | 101,168 |
| 5,000 to 9,999 inhabitants..... | 7,629 | 245,384 | 30,516 | 5,856 | 884,546 | 111,911 | 203 | 151,893 | 22,010 |
| 2,500 to 4,999 inhabitants..... | 6,702 | 206,951 | 24,829 | 6,030 | (D) | (D) | 54 | 29,667 | 3,952 |
| Remainder of United States..... | 35,079 | 983,016 | 106,520 | 35,965 | 2,273,723 | 170,674 | 95 | 256,419 | 32,964 |
| | Variety stores | | | General merchandise stores, n.e.c. | | | APPAREL, ACCESSORIES STORES, TOTAL ¹ | | |
| United States, total..... | 20,917 | 3,066,634 | 484,053 | 51,814 | 4,233,133 | 390,855 | 119,743 | 11,078,209 | 1,486,099 |
| Cities with--500,000 or more inhabitants..... | 2,818 | 557,091 | 99,737 | 5,596 | 376,552 | 45,754 | 28,786 | 3,374,695 | 507,485 |
| 250,000 to 499,999 inhabitants..... | 1,238 | (D) | (D) | 1,265 | 117,614 | 12,916 | 7,133 | 952,138 | (D) |
| 100,000 to 249,999 inhabitants..... | 1,464 | 351,938 | 57,728 | 1,843 | 195,231 | 23,601 | 10,737 | 1,305,032 | 188,754 |
| 50,000 to 99,999 inhabitants..... | 1,327 | 334,138 | 54,948 | 1,515 | 201,784 | 25,760 | 10,944 | 1,183,033 | 165,790 |
| 25,000 to 49,999 inhabitants..... | 1,378 | 368,926 | 59,382 | 1,806 | 303,069 | 37,875 | 12,252 | 1,170,814 | 153,349 |
| 10,000 to 24,999 inhabitants..... | 2,192 | 451,329 | 70,855 | 3,244 | 541,862 | 62,266 | 16,018 | 1,243,713 | 147,391 |
| 5,000 to 9,999 inhabitants..... | 2,166 | 291,612 | 43,081 | 3,449 | 440,229 | 46,820 | 10,588 | 673,075 | 70,025 |
| 2,500 to 4,999 inhabitants..... | 2,297 | (D) | (D) | 3,643 | 361,891 | 35,139 | 7,958 | 422,842 | (D) |
| Remainder of United States..... | 6,037 | 314,251 | 36,986 | 29,453 | 1,694,901 | 100,724 | 15,327 | 746,867 | 68,838 |
| | Shoe stores | | | Women's clothing, specialty stores | | | FURNITURE, HOME FURNISHINGS, APPLIANCE DEALERS, TOTAL ¹ | | |
| United States, total..... | 23,847 | 1,895,252 | 243,597 | 45,213 | 4,332,852 | 598,015 | 91,797 | 8,619,002 | 1,166,350 |
| Cities with--500,000 or more inhabitants..... | 5,387 | 527,065 | 73,752 | 11,212 | 1,377,042 | 211,173 | 16,145 | 2,091,511 | 284,343 |
| 250,000 to 499,999 inhabitants..... | 1,500 | 176,106 | 24,933 | 2,545 | 361,670 | 55,442 | 5,337 | (D) | 104,241 |
| 100,000 to 249,999 inhabitants..... | 2,486 | 248,868 | 33,857 | 3,907 | 532,653 | 78,168 | 7,668 | (D) | (D) |
| 50,000 to 99,999 inhabitants..... | 2,301 | 226,163 | 29,665 | 4,241 | 478,088 | 67,629 | 8,298 | (D) | (D) |
| 25,000 to 49,999 inhabitants..... | 2,737 | 234,153 | 29,247 | 4,839 | 477,691 | 64,298 | 7,046 | 882,020 | 128,903 |
| 10,000 to 24,999 inhabitants..... | 3,551 | 239,207 | 28,257 | 6,490 | 502,992 | 61,527 | 11,830 | 1,072,496 | 147,628 |
| 5,000 to 9,999 inhabitants..... | 2,050 | 106,377 | 11,299 | 3,960 | 233,505 | 24,529 | 6,692 | 634,287 | 76,868 |
| 2,500 to 4,999 inhabitants..... | 1,286 | 48,942 | 4,135 | 2,817 | 125,011 | 11,631 | 6,976 | 426,184 | 46,057 |
| Remainder of United States..... | 2,259 | 87,971 | 8,452 | 5,202 | 244,200 | 23,608 | 19,803 | 1,004,819 | 102,169 |

Standard Notes: (D) Withheld to avoid disclosure. (NA) Not available. n.e.c. Not elsewhere classified. XXX Not applicable. (Z) Less than \$500. ... Represents zero.
¹Includes kinds of business not shown separately; may also include data for establishments without payroll which could not be classified by detailed kind of business. See introduction for explanation. ²May include data for establishments without payroll which could not be classified by detailed kind of business. See Introduction for explanation.

UNITED STATES SUMMARY

Table 1L. RETAIL TRADE: 1954-UNITED STATES, BY KIND OF BUSINESS AND CITY SIZE-Continued
Establishments, Sales, and Annual Payroll

| City size | Estab- lishments (Number) | Sales (\$1,000) | Payroll, entire year (\$1,000) | Estab- lishments (Number) | Sales (\$1,000) | Payroll, entire year (\$1,000) | Estab- lishments (Number) | Sales (\$1,000) | Payroll, entire year (\$1,000) |
|---|------------------------------------|--------------------|--------------------------------------|---|--------------------|--------------------------------------|--------------------------------------|--------------------|--------------------------------------|
| | Furniture, home furnishings stores | | | Household appliance, radio, TV stores | | | AUTOMOTIVE GROUP, TOTAL ¹ | | |
| United States, total..... | 50,729 | 5,373,919 | 776,033 | 40,542 | 3,237,323 | 390,317 | 85,953 | 29,914,997 | 2,789,899 |
| Cities with--500,000 or more inhabitants..... | 11,088 | 1,439,237 | 212,983 | 4,943 | 649,824 | 71,360 | 7,310 | 4,802,625 | 452,487 |
| 250,000 to 499,999 inhabitants..... | 3,287 | (D) | 73,702 | 2,014 | (D) | 30,539 | 4,501 | (D) | 230,796 |
| 100,000 to 249,999 inhabitants..... | 4,548 | 642,094 | 104,739 | 3,074 | 332,390 | (D) | 5,940 | 2,865,802 | 281,249 |
| 50,000 to 99,999 inhabitants..... | 4,195 | (D) | 83,951 | 3,053 | (D) | (D) | 5,943 | 2,738,040 | 274,636 |
| 25,000 to 49,999 inhabitants..... | 4,434 | 522,620 | 78,760 | 3,576 | 359,028 | 50,143 | 7,242 | 2,938,331 | 301,600 |
| 10,000 to 24,999 inhabitants..... | 6,121 | 611,322 | 87,633 | 5,655 | 460,482 | 59,995 | 12,206 | 4,169,203 | 405,029 |
| 5,000 to 9,999 inhabitants..... | 4,344 | 356,338 | 45,238 | 4,322 | 277,585 | 31,630 | 10,195 | 2,830,464 | 258,747 |
| 2,500 to 4,999 inhabitants..... | 3,370 | 242,906 | 27,408 | 3,582 | 182,820 | 18,649 | 6,960 | (D) | 165,074 |
| Remainder of United States..... | 9,342 | 568,392 | 61,619 | 10,323 | 434,879 | 40,550 | 23,656 | 4,966,236 | 400,281 |
| | Passenger car dealers (franchised) | | | Passenger car dealers (nonfranchised) | | | Tire, battery, accessory dealers | | |
| United States, total..... | 41,407 | 25,107,984 | 2,385,125 | 20,140 | 2,423,517 | 121,662 | 18,845 | 1,813,989 | 241,775 |
| Cities with--500,000 or more inhabitants..... | 2,214 | 4,036,443 | 380,908 | 2,569 | (D) | (D) | 2,030 | 244,601 | 32,255 |
| 250,000 to 499,999 inhabitants..... | 948 | 1,857,874 | 180,870 | 1,981 | 322,834 | 16,359 | 1,134 | 179,268 | 28,361 |
| 100,000 to 249,999 inhabitants..... | 1,387 | 2,185,374 | 222,141 | 2,488 | (D) | (D) | 1,472 | 231,239 | 35,706 |
| 50,000 to 99,999 inhabitants..... | 1,962 | 2,213,958 | 228,216 | 2,096 | 274,550 | 12,969 | 1,386 | 201,435 | 30,242 |
| 25,000 to 49,999 inhabitants..... | 2,973 | 2,445,219 | 257,722 | 1,971 | 233,439 | 11,453 | 1,710 | 204,308 | 28,721 |
| 10,000 to 24,999 inhabitants..... | 6,181 | 3,585,989 | 355,039 | 2,383 | 244,281 | 10,975 | 2,883 | 287,334 | 36,134 |
| 5,000 to 9,999 inhabitants..... | 5,897 | 2,491,635 | 232,959 | 1,524 | 132,843 | 5,576 | 2,393 | 176,913 | 18,656 |
| 2,500 to 4,999 inhabitants..... | 5,717 | 1,972,309 | 170,364 | 1,038 | 87,282 | 3,997 | 1,968 | 110,082 | 9,718 |
| Remainder of United States..... | 14,128 | 4,319,183 | 356,906 | 4,090 | 301,319 | 15,200 | 3,869 | 178,809 | 15,982 |
| | GASOLINE SERVICE STATIONS | | | LUMBER, BUILDING MATERIALS, HARDWARE, FARM EQUIPMENT DEALERS, TOTAL ² | | | Farm equipment dealers | | |
| United States, total..... | 181,747 | 10,743,812 | 835,965 | 100,519 | 13,123,528 | 1,495,353 | 18,689 | 2,804,532 | 258,154 |
| Cities with--500,000 or more inhabitants..... | 16,754 | 1,397,217 | 135,837 | 9,608 | 1,313,797 | 164,300 | 89 | 14,997 | 1,685 |
| 250,000 to 499,999 inhabitants..... | 9,211 | 662,542 | 64,216 | 3,969 | 672,614 | 86,642 | 153 | 22,133 | 2,448 |
| 100,000 to 249,999 inhabitants..... | 12,130 | 838,411 | 73,845 | 5,010 | 899,519 | 115,909 | 231 | 50,606 | 5,862 |
| 50,000 to 99,999 inhabitants..... | 11,062 | 771,397 | 66,058 | 5,092 | 891,632 | 117,677 | 345 | 74,133 | 8,525 |
| 25,000 to 49,999 inhabitants..... | 12,026 | 876,057 | 74,469 | 5,872 | 1,007,320 | 133,020 | 571 | 112,245 | 13,652 |
| 10,000 to 24,999 inhabitants..... | 19,214 | 1,243,448 | 101,578 | 10,454 | 1,658,850 | 204,980 | 1,578 | 334,205 | 36,530 |
| 5,000 to 9,999 inhabitants..... | 15,037 | 899,145 | 68,314 | 9,304 | 1,259,481 | 147,534 | 2,012 | 338,714 | 33,378 |
| 2,500 to 4,999 inhabitants..... | 13,829 | 749,642 | 51,697 | 9,515 | 1,135,478 | 121,081 | 2,389 | 375,763 | 34,360 |
| Remainder of United States..... | 71,184 | 3,305,953 | 199,951 | 41,695 | 4,284,837 | 404,110 | 11,321 | 1,481,736 | 121,714 |
| | Lumber, building materials dealers | | | Plumbing, paint, electrical stores | | | Hardware stores | | |
| United States, total..... | 30,177 | 6,502,861 | 759,071 | 16,501 | 1,115,197 | 172,322 | 34,858 | 2,694,348 | 305,806 |
| Cities with--500,000 or more inhabitants..... | 2,079 | 762,521 | 93,166 | 2,735 | 230,782 | 33,948 | 4,661 | (D) | 35,501 |
| 250,000 to 499,999 inhabitants..... | 1,241 | 432,583 | 53,169 | 1,024 | 109,175 | (D) | 1,535 | 108,203 | (D) |
| 100,000 to 249,999 inhabitants..... | 1,556 | 549,214 | 66,904 | 1,404 | 136,383 | (D) | 1,809 | 162,454 | (D) |
| 50,000 to 99,999 inhabitants..... | 1,611 | 523,457 | 66,163 | 1,569 | 127,520 | 20,907 | 1,253 | 166,270 | 22,682 |
| 25,000 to 49,999 inhabitants..... | 1,931 | 523,305 | 65,210 | 1,674 | 132,594 | 21,344 | 1,672 | 238,570 | 32,714 |
| 10,000 to 24,999 inhabitants..... | 3,160 | 810,488 | 97,491 | 2,585 | 149,837 | 22,781 | 3,009 | 363,630 | 48,178 |
| 5,000 to 9,999 inhabitants..... | 2,730 | 559,483 | 67,760 | 1,501 | 68,825 | 9,828 | 3,049 | 292,207 | 36,368 |
| 2,500 to 4,999 inhabitants..... | 2,755 | 463,909 | 51,910 | 997 | 41,466 | 7,883 | 3,348 | (D) | 26,928 |
| Remainder of United States..... | 13,114 | 1,877,905 | 196,298 | 3,012 | 118,615 | 15,024 | 14,132 | 804,465 | 70,674 |
| | DRUG STORES, PROPRIETARY STORES | | | OTHER RETAIL STORES, TOTAL ¹ | | | Liquor stores | | |
| United States, total..... | 56,009 | 5,251,791 | 658,485 | 226,903 | 15,986,884 | 1,473,007 | 31,240 | 3,180,769 | 163,286 |
| Cities with--500,000 or more inhabitants..... | 11,648 | 1,138,337 | 150,879 | 43,419 | 3,286,659 | 369,883 | 6,923 | 878,092 | (D) |
| 250,000 to 499,999 inhabitants..... | 3,855 | 456,968 | (D) | 14,324 | (D) | (D) | 2,444 | (D) | 12,846 |
| 100,000 to 249,999 inhabitants..... | 4,899 | 522,836 | 68,921 | 18,646 | 1,401,346 | 158,717 | 2,787 | 302,899 | 15,278 |
| 50,000 to 99,999 inhabitants..... | 4,205 | 470,130 | 62,817 | 17,790 | 1,251,597 | (D) | 2,597 | (D) | (D) |
| 25,000 to 49,999 inhabitants..... | 3,976 | 474,712 | 65,181 | 18,462 | 1,246,933 | 127,873 | 2,195 | 249,285 | 11,889 |
| 10,000 to 24,999 inhabitants..... | 5,452 | 616,892 | 81,051 | 25,742 | 1,708,035 | 150,705 | 2,991 | 321,341 | 14,477 |
| 5,000 to 9,999 inhabitants..... | 4,279 | 400,138 | 48,586 | 18,216 | 1,154,415 | 88,244 | 1,913 | 187,988 | 8,405 |
| 2,500 to 4,999 inhabitants..... | 3,925 | 315,276 | (D) | 15,090 | (D) | 64,701 | 1,801 | 145,746 | 6,716 |
| Remainder of United States..... | 13,770 | 856,502 | 85,489 | 55,214 | 3,871,212 | 251,497 | 7,589 | 532,915 | 27,505 |
| | Fuel, ice dealers | | | Feed, farm, garden supply stores | | | Jewelry stores | | |
| United States, total..... | 27,070 | 2,842,044 | 311,216 | 23,792 | 4,093,466 | 235,435 | 24,266 | 1,407,948 | 213,908 |
| Cities with--500,000 or more inhabitants..... | 3,518 | (D) | (D) | 488 | 59,531 | 5,445 | 4,683 | 377,746 | 59,793 |
| 250,000 to 499,999 inhabitants..... | 1,191 | (D) | 16,618 | 535 | 72,201 | (D) | 1,654 | (D) | 28,393 |
| 100,000 to 249,999 inhabitants..... | 2,137 | 283,000 | (D) | 758 | 135,028 | 10,744 | 1,967 | 175,190 | 29,685 |
| 50,000 to 99,999 inhabitants..... | 2,051 | 253,427 | 28,715 | 765 | 128,019 | (D) | 1,946 | 153,483 | 25,251 |
| 25,000 to 49,999 inhabitants..... | 2,143 | 220,872 | 25,955 | 1,083 | 190,665 | 12,707 | 2,225 | 152,807 | 24,769 |
| 10,000 to 24,999 inhabitants..... | 2,850 | 278,734 | 32,737 | 2,297 | 464,888 | 29,971 | 3,389 | 167,167 | 23,857 |
| 5,000 to 9,999 inhabitants..... | 2,300 | 194,462 | 22,664 | 2,322 | 439,641 | 25,516 | 2,616 | 88,499 | 10,626 |
| 2,500 to 4,999 inhabitants..... | 1,971 | 155,432 | 16,866 | 2,366 | 491,879 | 25,835 | 2,466 | (D) | 5,273 |
| Remainder of United States..... | 8,909 | 675,694 | 70,370 | 12,908 | 2,111,614 | 110,129 | 3,540 | 72,410 | 6,261 |

Standard Notes: (D) Withheld to avoid disclosure. (NA) Not available. n.e.c. Not elsewhere classified. XXX Not applicable. (Z) Less than \$500. ... Represents zero.
¹Includes kinds of business not shown separately; may also include data for establishments without payroll which could not be classified by detailed kind of business. See introduction for explanation.
²May include data for establishments without payroll which could not be classified by detailed kind of business. See introduction for explanation.

RETAIL TRADE—AREA STATISTICS

Table 1L. RETAIL TRADE: 1954—UNITED STATES, BY KIND OF BUSINESS AND CITY SIZE—Continued
Establishments, Sales, and Annual Payroll

| City size | Estab- lishments (Number) | Sales (\$1,000) | Payroll, entire year (\$1,000) | Estab- lishments (Number) | Sales (\$1,000) | Payroll, entire year (\$1,000) | Estab- lishments (Number) | Sales (\$1,000) | Payroll, entire year (\$1,000) |
|---|---------------------------------|--------------------|--------------------------------------|--|--------------------|--------------------------------------|---------------------------------------|--------------------|--------------------------------------|
| | Book, stationery stores | | | Sporting goods, bicycle stores | | | Florists | | |
| United States, total..... | 8,115 | 575,620 | 87,384 | 10,013 | 450,792 | 43,564 | 16,279 | 495,553 | 75,917 |
| Cities with--500,000 or more inhabitants..... | 2,733 | 220,446 | 36,695 | 1,192 | (D) | 9,398 | 3,360 | 122,501 | (D) |
| 250,000 to 499,999 inhabitants..... | 541 | 49,340 | 9,265 | 644 | 43,186 | 5,102 | 1,186 | (D) | (D) |
| 100,000 to 249,999 inhabitants..... | 730 | 66,805 | 11,154 | 822 | 53,768 | 6,316 | 1,372 | 52,782 | 9,047 |
| 50,000 to 99,999 inhabitants..... | 745 | 54,182 | 8,439 | 818 | 52,429 | 5,676 | 1,290 | 47,276 | 8,142 |
| 25,000 to 49,999 inhabitants..... | 750 | 54,101 | 7,829 | 1,069 | 57,844 | 5,777 | 1,362 | 50,044 | 8,092 |
| 10,000 to 24,999 inhabitants..... | 1,018 | 63,795 | 8,091 | 1,644 | 64,106 | 4,794 | 1,978 | 62,977 | 9,357 |
| 5,000 to 9,999 inhabitants..... | 599 | 26,929 | 2,495 | 882 | 26,803 | 1,676 | 1,536 | 38,539 | 4,575 |
| 2,500 to 4,999 inhabitants..... | 313 | 11,512 | 829 | 621 | (D) | 844 | 1,311 | (D) | 2,282 |
| Remainder of United States..... | 686 | 28,510 | 2,587 | 2,321 | 58,404 | 3,981 | 2,884 | 54,090 | 6,928 |
| | Cigar stores, stands | | | News dealers, newsstands | | | Gift, novelty, souvenir stores | | |
| United States, total..... | 6,068 | 233,124 | 16,948 | 7,178 | 248,438 | 17,962 | 12,149 | 282,966 | 25,955 |
| Cities with--500,000 or more inhabitants..... | 2,429 | 108,079 | 7,649 | 2,268 | (D) | 5,981 | 2,666 | (D) | 7,903 |
| 250,000 to 499,999 inhabitants..... | 588 | 19,498 | 1,624 | 290 | 11,443 | 828 | 607 | 14,454 | 1,661 |
| 100,000 to 249,999 inhabitants..... | 641 | 21,448 | 1,595 | 533 | 17,138 | 1,265 | 848 | 19,730 | 1,731 |
| 50,000 to 99,999 inhabitants..... | 514 | 17,562 | 1,427 | 555 | 19,837 | 1,546 | 975 | 24,923 | 2,195 |
| 25,000 to 49,999 inhabitants..... | 499 | 18,724 | 1,455 | 564 | 20,572 | 1,594 | 991 | 25,334 | 2,342 |
| 10,000 to 24,999 inhabitants..... | 556 | 19,927 | 1,472 | 855 | 34,300 | 2,241 | 1,270 | 28,905 | 2,560 |
| 5,000 to 9,999 inhabitants..... | 283 | 9,884 | 694 | 654 | 23,335 | 1,380 | 946 | 19,306 | 1,634 |
| 2,500 to 4,999 inhabitants..... | 158 | 5,195 | 403 | 461 | (D) | 853 | 676 | (D) | 913 |
| Remainder of United States..... | 400 | 12,807 | 629 | 998 | 35,218 | 2,274 | 3,170 | 60,061 | 5,016 |
| | Music stores | | | Camera, photographic supply stores | | | NONSTORE RETAILERS, TOTAL | | |
| United States, total..... | 5,810 | 375,330 | 52,097 | 2,896 | 278,101 | 31,848 | 78,508 | 4,513,875 | 597,885 |
| Cities with--500,000 or more inhabitants..... | 1,286 | 110,749 | 18,440 | 754 | 107,039 | 11,106 | 19,214 | 1,736,902 | 252,111 |
| 250,000 to 499,999 inhabitants..... | 492 | 45,941 | 7,927 | 190 | 28,749 | 3,526 | 5,865 | 708,317 | (D) |
| 100,000 to 249,999 inhabitants..... | 714 | 57,256 | 8,257 | 315 | 36,807 | 5,214 | 7,635 | (D) | (D) |
| 50,000 to 99,999 inhabitants..... | 675 | 46,445 | 5,979 | 313 | 32,845 | 4,183 | 6,364 | (D) | 49,177 |
| 25,000 to 49,999 inhabitants..... | 721 | 41,534 | 4,856 | 379 | 29,386 | 3,451 | 6,113 | 243,957 | 33,535 |
| 10,000 to 24,999 inhabitants..... | 900 | 42,032 | 4,067 | 399 | 22,941 | 2,598 | 7,845 | 374,794 | 37,250 |
| 5,000 to 9,999 inhabitants..... | 430 | 15,150 | 1,355 | 185 | 7,224 | 704 | 4,914 | 137,262 | 12,510 |
| 2,500 to 4,999 inhabitants..... | 196 | 4,111 | 286 | 97 | 2,582 | 185 | 3,731 | 126,719 | 10,564 |
| Remainder of United States..... | 396 | 12,112 | 930 | 264 | 10,528 | 881 | 16,827 | 436,526 | 40,432 |
| | Mail order houses | | | Direct selling (house-to-house) organizations | | | Merchandise vending machine operators | | |
| United States, total..... | 2,019 | 1,604,939 | 224,352 | 70,774 | 2,272,840 | 319,156 | 5,715 | 636,096 | 54,377 |
| Cities with--500,000 or more inhabitants..... | 846 | 869,725 | 130,133 | 17,228 | 657,601 | 102,300 | 1,140 | 209,576 | 19,678 |
| 250,000 to 499,999 inhabitants..... | 142 | (D) | (D) | 5,151 | 191,063 | 33,023 | 572 | (D) | (D) |
| 100,000 to 249,999 inhabitants..... | 165 | (D) | (D) | 6,774 | 275,277 | 50,220 | 696 | 92,129 | 7,623 |
| 50,000 to 99,999 inhabitants..... | 145 | (D) | 6,994 | 5,585 | 210,571 | 36,830 | 634 | 65,855 | 5,353 |
| 25,000 to 49,999 inhabitants..... | 106 | 17,975 | 2,708 | 5,399 | 170,405 | 25,762 | 608 | 55,577 | 5,065 |
| 10,000 to 24,999 inhabitants..... | 161 | 69,498 | 4,305 | 7,006 | 255,072 | 29,669 | 678 | 50,224 | 3,276 |
| 5,000 to 9,999 inhabitants..... | 73 | 13,395 | 1,741 | 4,486 | 103,859 | 9,382 | 355 | 20,008 | 1,387 |
| 2,500 to 4,999 inhabitants..... | 59 | (D) | (D) | 3,440 | 74,701 | 5,429 | 232 | (D) | (D) |
| Remainder of United States..... | 322 | 70,429 | 9,607 | 15,705 | 334,291 | 26,541 | 800 | 51,806 | 4,284 |

Standard Notes: (D) Withheld to avoid disclosure. (NA) Not available. n.e.c. Not elsewhere classified. XXX Not applicable. (Z) Less than \$500. ... Represents zero.

Table 1M. RETAIL TRADE: 1954—GEOGRAPHIC DIVISIONS, BY KIND OF BUSINESS AND CITY SIZE
Establishments, Sales, and Annual Payroll

| Division and city size | Estab- lishments (Number) | Sales (\$1,000) | Payroll, entire year (\$1,000) | Estab- lishments (Number) | Sales (\$1,000) | Payroll, entire year (\$1,000) | Estab- lishments (Number) | Sales (\$1,000) | Payroll, entire year (\$1,000) |
|--|---------------------------------|--------------------|--------------------------------------|---------------------------------|--------------------|--------------------------------------|---------------------------------|--------------------|--------------------------------------|
| NEW ENGLAND | | | | | | | | | |
| RETAIL TRADE, TOTAL | | | | | | | | | |
| FOOD STORES, TOTAL¹ | | | | | | | | | |
| Grocery stores | | | | | | | | | |
| United States, total..... | 112,807 | 10,911,468 | 1,207,892 | 25,588 | 2,753,616 | 180,256 | 16,588 | 2,367,085 | 145,698 |
| Cities with--500,000 or more inhabitants..... | 9,410 | 1,320,824 | 186,292 | 2,319 | 511,370 | 23,168 | 1,069 | 241,160 | 16,844 |
| 250,000 to 499,999 inhabitants..... | ... | ... | ... | ... | ... | ... | ... | ... | ... |
| 100,000 to 249,999 inhabitants..... | 21,232 | 2,299,131 | 288,089 | 5,063 | 501,341 | 35,306 | 2,960 | 397,752 | 25,492 |
| 50,000 to 99,999 inhabitants..... | 14,483 | 1,538,553 | 178,335 | 3,500 | 380,075 | 26,648 | 2,037 | 320,945 | 21,033 |
| 25,000 to 49,999 inhabitants..... | 12,087 | 1,180,696 | 128,208 | 2,770 | 297,884 | 19,327 | 1,793 | 254,531 | 15,611 |
| 10,000 to 24,999 inhabitants..... | 8,763 | 816,038 | 81,264 | 1,947 | 210,763 | 12,862 | 1,471 | 190,922 | 10,910 |
| 5,000 to 9,999 inhabitants..... | 2,233 | 198,438 | 18,626 | 521 | 53,762 | 3,040 | 421 | 50,134 | 2,782 |
| 2,500 to 4,999 inhabitants..... | 1,051 | 88,861 | 7,683 | 231 | 25,971 | 1,442 | 186 | 24,583 | 1,333 |
| Remainder of United States..... | 43,548 | 3,468,927 | 319,395 | 9,237 | 972,450 | 58,463 | 6,651 | 887,058 | 51,693 |
| Meat markets, fish (seafood) markets | | | | | | | | | |
| Fruit stores, vegetable markets | | | | | | | | | |
| Candy, nut, confectionery stores | | | | | | | | | |
| United States, total..... | 1,776 | 130,197 | 9,366 | 1,173 | 43,777 | 2,538 | 885 | 26,700 | (D) |
| Cities with--500,000 or more inhabitants..... | 306 | 27,042 | 2,297 | 185 | 8,370 | 571 | 72 | 3,060 | 437 |
| 250,000 to 499,999 inhabitants..... | ... | ... | ... | ... | ... | ... | ... | ... | ... |
| 100,000 to 249,999 inhabitants..... | 405 | 37,401 | 2,746 | 268 | 10,393 | 650 | 229 | 8,155 | 675 |
| 50,000 to 99,999 inhabitants..... | 248 | 17,924 | 1,302 | 166 | 6,162 | 421 | 121 | 3,750 | 435 |
| 25,000 to 49,999 inhabitants..... | 192 | 13,996 | 1,020 | 130 | 5,436 | 250 | 103 | 3,065 | 243 |
| 10,000 to 24,999 inhabitants..... | 115 | 7,346 | 481 | 52 | 1,905 | 88 | 60 | 1,566 | 112 |
| 5,000 to 9,999 inhabitants..... | 21 | 1,832 | 98 | 16 | 441 | 12 | 20 | 348 | 23 |
| 2,500 to 4,999 inhabitants..... | 8 | 220 | 11 | 5 | 114 | 4 | 7 | 206 | (D) |
| Remainder of United States..... | 481 | 24,436 | 1,411 | 351 | 10,956 | 542 | 273 | 6,550 | 726 |
| Bakery products stores | | | | | | | | | |
| EATING, DRINKING PLACES, TOTAL² | | | | | | | | | |
| Eating places (including refreshment stands) | | | | | | | | | |
| United States, total..... | 1,893 | 68,430 | (D) | 18,367 | 780,521 | 164,737 | 12,768 | 583,100 | 126,885 |
| Cities with--500,000 or more inhabitants..... | 188 | 8,508 | 1,612 | 1,703 | 126,078 | 33,248 | 1,081 | 91,145 | 25,017 |
| 250,000 to 499,999 inhabitants..... | ... | ... | ... | ... | ... | ... | ... | ... | ... |
| 100,000 to 249,999 inhabitants..... | 434 | 18,218 | 4,177 | 3,744 | 167,673 | 35,781 | 2,345 | 118,484 | 26,585 |
| 50,000 to 99,999 inhabitants..... | 299 | 11,725 | 2,636 | 2,183 | 98,257 | 20,989 | 1,403 | 71,406 | 15,705 |
| 25,000 to 49,999 inhabitants..... | 207 | 7,739 | 1,664 | 1,953 | 76,217 | 15,272 | 1,308 | 54,231 | 10,890 |
| 10,000 to 24,999 inhabitants..... | 129 | 4,353 | 906 | 1,282 | 42,838 | 8,108 | 885 | 31,945 | 6,319 |
| 5,000 to 9,999 inhabitants..... | 31 | 776 | 114 | 273 | 7,936 | 1,416 | 216 | 6,541 | 1,229 |
| 2,500 to 4,999 inhabitants..... | 16 | 345 | (D) | 123 | 3,871 | 641 | 99 | 3,266 | 571 |
| Remainder of United States..... | 589 | 16,766 | 2,698 | 7,106 | 257,651 | 49,282 | 5,431 | 206,082 | 40,569 |
| Drinking places | | | | | | | | | |
| GENERAL MERCHANDISE GROUP, TOTAL² | | | | | | | | | |
| Department stores | | | | | | | | | |
| United States, total..... | 5,559 | 197,009 | 37,852 | 4,573 | 1,040,394 | 167,376 | 203 | 611,460 | 109,737 |
| Cities with--500,000 or more inhabitants..... | 618 | 34,893 | 8,231 | 298 | 243,383 | 44,680 | 12 | 212,661 | 39,767 |
| 250,000 to 499,999 inhabitants..... | ... | ... | ... | ... | ... | ... | ... | ... | ... |
| 100,000 to 249,999 inhabitants..... | 1,393 | 49,143 | 9,196 | 663 | 288,114 | 52,800 | 47 | 195,211 | 37,631 |
| 50,000 to 99,999 inhabitants..... | 776 | 26,813 | 5,284 | 487 | 148,932 | 23,774 | 47 | 91,331 | 14,937 |
| 25,000 to 49,999 inhabitants..... | 645 | 21,986 | 4,382 | 454 | 105,053 | 16,402 | 49 | 55,316 | 9,197 |
| 10,000 to 24,999 inhabitants..... | 395 | 10,841 | 1,789 | 308 | 60,500 | 8,457 | 21 | 16,237 | 2,425 |
| 5,000 to 9,999 inhabitants..... | 55 | 1,363 | 187 | 94 | 12,279 | 1,733 | 3 | (D) | (D) |
| 2,500 to 4,999 inhabitants..... | 24 | 605 | 70 | 47 | 4,779 | 651 | ... | ... | ... |
| Remainder of United States..... | 1,653 | 51,365 | 8,713 | 2,222 | 177,354 | 18,879 | 24 | (D) | (D) |
| Variety stores | | | | | | | | | |
| General merchandise stores, n.e.c. | | | | | | | | | |
| APPAREL, ACCESSORIES STORES, TOTAL¹ | | | | | | | | | |
| United States, total..... | 1,490 | 236,470 | 36,862 | 2,838 | 191,710 | 20,777 | 9,122 | 776,348 | 109,902 |
| Cities with--500,000 or more inhabitants..... | 92 | 18,379 | 3,410 | 190 | 12,305 | 1,503 | 927 | 117,315 | 20,399 |
| 250,000 to 499,999 inhabitants..... | ... | ... | ... | ... | ... | ... | ... | ... | ... |
| 100,000 to 249,999 inhabitants..... | 214 | 53,662 | 9,091 | 394 | 39,085 | 6,078 | 2,033 | 223,602 | 33,876 |
| 50,000 to 99,999 inhabitants..... | 200 | 40,693 | 6,696 | 232 | 16,726 | 2,141 | 1,420 | 143,286 | 20,683 |
| 25,000 to 49,999 inhabitants..... | 201 | 32,237 | 4,906 | 198 | 17,338 | 2,299 | 1,213 | 86,814 | 11,511 |
| 10,000 to 24,999 inhabitants..... | 125 | 25,557 | 3,624 | 160 | 18,684 | 2,408 | 807 | 52,438 | 6,507 |
| 5,000 to 9,999 inhabitants..... | 47 | 6,792 | 1,001 | 42 | (D) | (D) | 223 | 12,221 | 1,332 |
| 2,500 to 4,999 inhabitants..... | 23 | 3,325 | 495 | 24 | 1,454 | 156 | 92 | 4,872 | 559 |
| Remainder of United States..... | 588 | 55,825 | 7,639 | 1,598 | (D) | (D) | 2,407 | 135,800 | 15,035 |
| Shoe stores | | | | | | | | | |
| Women's clothing, specialty stores | | | | | | | | | |
| FURNITURE, HOME FURNISHINGS, APPLIANCE DEALERS, TOTAL² | | | | | | | | | |
| United States, total..... | 1,900 | 133,022 | 17,319 | 3,410 | 302,083 | 44,914 | 6,463 | 517,605 | 76,732 |
| Cities with--500,000 or more inhabitants..... | 207 | 21,813 | 3,597 | 307 | 50,191 | 8,518 | 509 | 57,596 | 9,081 |
| 250,000 to 499,999 inhabitants..... | ... | ... | ... | ... | ... | ... | ... | ... | ... |
| 100,000 to 249,999 inhabitants..... | 421 | 37,931 | 5,054 | 749 | 89,789 | 14,593 | 1,233 | 142,577 | 21,993 |
| 50,000 to 99,999 inhabitants..... | 324 | 23,250 | 3,021 | 512 | 51,078 | 7,610 | 834 | 79,736 | 12,377 |
| 25,000 to 49,999 inhabitants..... | 271 | 17,736 | 2,092 | 458 | 34,116 | 5,031 | 725 | 64,463 | 9,644 |
| 10,000 to 24,999 inhabitants..... | 172 | 9,944 | 1,151 | 321 | 19,002 | 2,393 | 590 | 41,147 | 6,037 |
| 5,000 to 9,999 inhabitants..... | 49 | 2,491 | 228 | 81 | 4,173 | 496 | 155 | 7,880 | 1,013 |
| 2,500 to 4,999 inhabitants..... | 16 | 840 | 110 | 32 | 1,292 | 176 | 76 | 3,731 | 613 |
| Remainder of United States..... | 440 | 19,017 | 2,066 | 950 | 52,442 | 6,097 | 2,341 | 120,475 | 15,974 |

Standard Notes: (D) Withheld to avoid disclosure. (NA) Not available. n.e.c. Not elsewhere classified. XXX Not applicable. (Z) Less than \$500. ... Represents zero.
¹Includes kinds of business not shown separately; may also include data for establishments without payroll which could not be classified by detailed kind of business. See introduction for explanation. ²May include data for establishments without payroll which could not be classified by detailed kind of business. See Introduction for explanation.

RETAIL TRADE—AREA STATISTICS

Table 1M. RETAIL TRADE: 1954—GEOGRAPHIC DIVISIONS, BY KIND OF BUSINESS AND CITY SIZE—Continued
Establishments, Sales, and Annual Payroll

| Division and city size | Estab- lishments (Number) | Sales (\$1,000) | Payroll, entire year (\$1,000) | Estab- lishments (Number) | Sales (\$1,000) | Payroll, entire year (\$1,000) | Estab- lishments (Number) | Sales (\$1,000) | Payroll, entire year (\$1,000) |
|---|------------------------------------|--------------------|--------------------------------------|--|--------------------|--------------------------------------|--------------------------------------|--------------------|--------------------------------------|
| NEW ENGLAND—Continued | | | | | | | | | |
| | Furniture, home furnishings stores | | | Household appliance, radio, TV stores | | | AUTOMOTIVE GROUP, TOTAL ¹ | | |
| United States, total..... | 3,639 | 311,029 | 48,514 | 2,770 | 206,004 | 28,218 | 5,016 | 1,758,552 | 172,030 |
| Cities with--500,000 or more inhabitants..... | 363 | 39,216 | 6,549 | 144 | 18,356 | 2,532 | 198 | 131,240 | 12,723 |
| 250,000 to 499,999 inhabitants..... | ... | ... | ... | ... | ... | ... | ... | ... | ... |
| 100,000 to 249,999 inhabitants..... | 759 | 91,132 | 14,683 | 466 | 51,269 | 7,310 | 743 | 346,400 | 35,055 |
| 50,000 to 99,999 inhabitants..... | 505 | 48,864 | 7,917 | 323 | 30,794 | 4,460 | 560 | 247,712 | 25,327 |
| 25,000 to 49,999 inhabitants..... | 408 | 36,732 | 5,787 | 315 | 27,681 | 3,857 | 565 | 212,308 | 21,317 |
| 10,000 to 24,999 inhabitants..... | 293 | 21,795 | 3,403 | 295 | 19,346 | 2,634 | 521 | 157,528 | 15,551 |
| 5,000 to 9,999 inhabitants..... | 61 | 3,443 | 464 | 94 | 4,437 | 549 | 142 | 37,893 | 4,008 |
| 2,500 to 4,999 inhabitants..... | 33 | 2,012 | 366 | 43 | 1,719 | 247 | 66 | 15,276 | 1,288 |
| Remainder of United States..... | 1,217 | 67,835 | 9,345 | 1,090 | 52,402 | 6,629 | 2,221 | 610,195 | 56,761 |
| | Passenger car dealers (franchised) | | | Passenger car dealers (nonfranchised) | | | Tire, battery, accessory dealers | | |
| United States, total..... | 2,610 | 1,529,519 | 150,927 | 1,156 | 113,984 | 6,973 | 927 | 90,004 | 12,207 |
| Cities with--500,000 or more inhabitants..... | 78 | 113,484 | 10,805 | 55 | (D) | (D) | 58 | 9,262 | 1,316 |
| 250,000 to 499,999 inhabitants..... | ... | ... | ... | ... | ... | ... | ... | ... | ... |
| 100,000 to 249,999 inhabitants..... | 219 | 276,715 | 27,818 | 281 | 37,246 | 2,279 | 205 | 29,691 | 4,625 |
| 50,000 to 99,999 inhabitants..... | 239 | 215,147 | 22,096 | 154 | 14,965 | 952 | 129 | 14,458 | 2,085 |
| 25,000 to 49,999 inhabitants..... | 286 | 186,752 | 19,072 | 145 | 12,426 | 744 | 110 | 10,758 | 1,317 |
| 10,000 to 24,999 inhabitants..... | 294 | 138,680 | 13,823 | 91 | 9,386 | 621 | 101 | 7,789 | 990 |
| 5,000 to 9,999 inhabitants..... | 92 | 34,212 | 3,787 | 21 | 2,181 | 104 | 24 | 1,089 | 115 |
| 2,500 to 4,999 inhabitants..... | 38 | 13,011 | 1,169 | 14 | (D) | (D) | 12 | 620 | 41 |
| Remainder of United States..... | 1,360 | 551,518 | 52,357 | 395 | 28,478 | 1,712 | 288 | 16,337 | 1,718 |
| | GASOLINE SERVICE STATIONS | | | LUMBER, BUILDING MATERIALS, HARDWARE FARM EQUIPMENT DEALERS, TOTAL ² | | | Farm equipment dealers | | |
| United States, total..... | 10,315 | 572,362 | 39,032 | 4,823 | 662,488 | 85,427 | 377 | 50,234 | 5,461 |
| Cities with--500,000 or more inhabitants..... | 406 | 29,401 | 2,593 | 259 | 29,754 | 3,898 | 8 | 2,726 | 359 |
| 250,000 to 499,999 inhabitants..... | ... | ... | ... | ... | ... | ... | ... | ... | ... |
| 100,000 to 249,999 inhabitants..... | 1,528 | 93,222 | 6,706 | 694 | 125,903 | 18,104 | 8 | 1,027 | 132 |
| 50,000 to 99,999 inhabitants..... | 1,155 | 67,762 | 4,810 | 531 | 86,351 | 12,114 | 5 | 862 | 98 |
| 25,000 to 49,999 inhabitants..... | 979 | 60,537 | 4,206 | 479 | 74,971 | 10,082 | 22 | 2,880 | 322 |
| 10,000 to 24,999 inhabitants..... | 749 | 44,797 | 3,102 | 418 | 58,611 | 7,253 | 29 | 4,326 | 467 |
| 5,000 to 9,999 inhabitants..... | 192 | 10,823 | 752 | 106 | 11,749 | 1,817 | 11 | 1,540 | 167 |
| 2,500 to 4,999 inhabitants..... | 92 | 5,151 | 368 | 74 | 7,035 | 917 | 11 | 625 | 62 |
| Remainder of United States..... | 5,214 | 260,669 | 16,495 | 2,262 | 268,114 | 31,242 | 283 | 36,048 | 3,854 |
| | Lumber, building materials dealers | | | Plumbing, paint, electrical stores | | | Hardware stores | | |
| United States, total..... | 1,436 | 367,390 | 46,252 | 1,062 | 70,422 | 10,384 | 1,926 | 174,228 | 23,330 |
| Cities with--500,000 or more inhabitants..... | 45 | 11,139 | 1,294 | 62 | 4,111 | 620 | 142 | 11,766 | 1,625 |
| 250,000 to 499,999 inhabitants..... | ... | ... | ... | ... | ... | ... | ... | ... | ... |
| 100,000 to 249,999 inhabitants..... | 186 | 72,393 | 10,253 | 207 | 20,843 | 3,297 | 291 | 31,628 | 4,422 |
| 50,000 to 99,999 inhabitants..... | 159 | 51,155 | 6,956 | 164 | 10,680 | 1,472 | 201 | 23,648 | 3,588 |
| 25,000 to 49,999 inhabitants..... | 156 | 45,047 | 5,969 | 141 | 9,903 | 1,542 | 158 | 17,105 | 2,249 |
| 10,000 to 24,999 inhabitants..... | 114 | 28,069 | 3,106 | 118 | 6,920 | 936 | 155 | 19,280 | 2,744 |
| 5,000 to 9,999 inhabitants..... | 27 | 4,871 | 833 | 31 | 1,653 | 272 | 37 | 3,685 | 545 |
| 2,500 to 4,999 inhabitants..... | 23 | 4,029 | 563 | 14 | 491 | 73 | 24 | 1,682 | 219 |
| Remainder of United States..... | 726 | 150,687 | 17,278 | 325 | 15,821 | 2,172 | 918 | 65,434 | 7,938 |
| | DRUG STORES, PROPRIETARY STORES | | | OTHER RETAIL STORES, TOTAL ¹ | | | Liquor stores | | |
| United States, total..... | 4,034 | 340,348 | 41,552 | 18,327 | 1,386,134 | 129,336 | 3,084 | 283,887 | 18,713 |
| Cities with--500,000 or more inhabitants..... | 416 | 35,682 | 4,932 | 1,685 | 154,341 | 19,400 | 270 | 38,164 | 3,206 |
| 250,000 to 499,999 inhabitants..... | ... | ... | ... | ... | ... | ... | ... | ... | ... |
| 100,000 to 249,999 inhabitants..... | 855 | 76,041 | 9,035 | 3,357 | 262,239 | 28,965 | 675 | 51,009 | 3,668 |
| 50,000 to 99,999 inhabitants..... | 537 | 53,117 | 6,696 | 2,399 | 187,753 | 18,875 | 375 | 39,965 | 3,063 |
| 25,000 to 49,999 inhabitants..... | 406 | 34,063 | 4,328 | 1,922 | 143,259 | 13,109 | 311 | 27,538 | 1,730 |
| 10,000 to 24,999 inhabitants..... | 277 | 21,239 | 2,612 | 1,395 | 107,496 | 8,485 | 197 | 20,131 | 962 |
| 5,000 to 9,999 inhabitants..... | 82 | 5,489 | 647 | 367 | 36,886 | 2,769 | 48 | 5,960 | 197 |
| 2,500 to 4,999 inhabitants..... | 40 | 2,486 | 259 | 164 | 14,719 | 879 | 30 | 3,038 | 107 |
| Remainder of United States..... | 1,421 | 112,231 | 13,043 | 7,038 | 479,441 | 36,854 | 1,178 | 98,082 | 5,780 |
| | Fuel, ice dealers | | | Feed, farm, garden supply stores | | | Jewelry stores | | |
| United States, total..... | 4,218 | 475,910 | 44,763 | 1,022 | 225,213 | (D) | 1,463 | 98,638 | 15,725 |
| Cities with--500,000 or more inhabitants..... | 249 | 34,337 | 3,090 | 7 | 284 | 28 | 203 | 26,434 | 3,987 |
| 250,000 to 499,999 inhabitants..... | ... | ... | ... | ... | ... | ... | ... | ... | ... |
| 100,000 to 249,999 inhabitants..... | 660 | 95,429 | 9,072 | 60 | 14,868 | 1,194 | 305 | 26,472 | 4,855 |
| 50,000 to 99,999 inhabitants..... | 591 | 79,828 | 7,743 | 43 | 12,403 | 934 | 210 | 15,812 | 2,532 |
| 25,000 to 49,999 inhabitants..... | 461 | 47,980 | 4,191 | 91 | 25,236 | 1,436 | 153 | 10,590 | 1,890 |
| 10,000 to 24,999 inhabitants..... | 350 | 35,565 | 3,259 | 82 | 24,594 | 1,134 | 141 | 6,874 | 948 |
| 5,000 to 9,999 inhabitants..... | 90 | 15,465 | 1,405 | 37 | 9,852 | 548 | 46 | 1,369 | 197 |
| 2,500 to 4,999 inhabitants..... | 36 | 3,380 | 280 | 29 | 6,725 | (D) | 15 | 387 | 45 |
| Remainder of United States..... | 1,781 | 163,926 | 15,723 | 673 | 131,251 | 7,036 | 390 | 10,700 | 1,271 |

Standard Notes: (D) Withheld to avoid disclosure. (NA) Not available. n.e.c. Not elsewhere classified. XXX Not applicable. (Z) Less than \$500. ... Represents zero.
¹Includes kinds of business not shown separately; may also include data for establishments without payroll which could not be classified by detailed kind of business. See intro-
duction for explanation. ²May include data for establishments without payroll which could not be classified by detailed kind of business. See Introduction for explanation.

Table 1M. RETAIL TRADE: 1954—GEOGRAPHIC DIVISIONS, BY KIND OF BUSINESS AND CITY SIZE—Continued
Establishments, Sales, and Annual Payroll

| Division and city size | Estab- lishments (Number) | Sales (\$1,000) | Payroll, entire year (\$1,000) | Estab- lishments (Number) | Sales (\$1,000) | Payroll, entire year (\$1,000) | Estab- lishments (Number) | Sales (\$1,000) | Payroll, entire year (\$1,000) |
|---|---------------------------------|--------------------|--------------------------------------|--|--------------------|--------------------------------------|---------------------------------------|--------------------|--------------------------------------|
| NEW ENGLAND—Continued | | | | | | | | | |
| | Book, stationery stores | | | Sporting goods, bicycle stores | | | Florists | | |
| United States, total..... | 638 | 44,172 | 6,941 | 728 | 28,862 | 2,731 | 1,144 | 31,671 | 5,010 |
| Cities with--500,000 or more inhabitants..... | 99 | 10,342 | 2,134 | 24 | 2,508 | 353 | 91 | 3,139 | 472 |
| 250,000 to 499,999 inhabitants..... | ... | ... | ... | ... | ... | ... | ... | ... | ... |
| 100,000 to 249,999 inhabitants..... | 136 | 12,285 | 1,984 | 99 | 7,397 | 823 | 210 | 6,725 | 1,015 |
| 50,000 to 99,999 inhabitants..... | 105 | 6,175 | 894 | 97 | 3,779 | 311 | 166 | 4,377 | 685 |
| 25,000 to 49,999 inhabitants..... | 88 | 4,536 | 623 | 87 | 3,868 | 462 | 127 | 4,336 | 822 |
| 10,000 to 24,999 inhabitants..... | 47 | 2,632 | 364 | 74 | 2,559 | 238 | 94 | 2,565 | 391 |
| 5,000 to 9,999 inhabitants..... | 7 | 465 | 71 | 22 | 554 | 26 | 20 | 381 | 36 |
| 2,500 to 4,999 inhabitants..... | 6 | 247 | 20 | 1 | (D) | (D) | 5 | 43 | 3 |
| Remainder of United States..... | 150 | 7,490 | 851 | 324 | (D) | (D) | 431 | 10,105 | 1,586 |
| | Cigar stores, stands | | | News dealers, newsstands | | | Gift, novelty, souvenir stores | | |
| United States, total..... | 430 | 20,597 | 1,232 | 643 | 36,402 | 3,180 | 1,166 | 23,202 | 2,200 |
| Cities with--500,000 or more inhabitants..... | 118 | 7,288 | 527 | 80 | 6,013 | 744 | 88 | 2,692 | 335 |
| 250,000 to 499,999 inhabitants..... | ... | ... | ... | ... | ... | ... | ... | ... | ... |
| 100,000 to 249,999 inhabitants..... | 110 | 4,561 | 242 | 119 | 3,760 | 232 | 137 | 3,091 | 306 |
| 50,000 to 99,999 inhabitants..... | 57 | 2,901 | 168 | 74 | 3,060 | 282 | 104 | 2,255 | 165 |
| 25,000 to 49,999 inhabitants..... | 50 | 2,096 | 102 | 60 | 3,254 | 296 | 94 | 2,119 | 160 |
| 10,000 to 24,999 inhabitants..... | 26 | 1,228 | 58 | 52 | 3,419 | 270 | 65 | 1,114 | 94 |
| 5,000 to 9,999 inhabitants..... | 4 | 171 | 6 | 17 | 845 | 70 | 18 | 184 | 11 |
| 2,500 to 4,999 inhabitants..... | 5 | 171 | 11 | 6 | 331 | 23 | 7 | 125 | 15 |
| Remainder of United States..... | 60 | 2,181 | 118 | 235 | 15,320 | 1,263 | 653 | 11,422 | 1,094 |
| | Music stores | | | Camera, photographic supply stores | | | NONSTORE RETAILERS, TOTAL | | |
| United States, total..... | 342 | 15,012 | 2,033 | 238 | (D) | (D) | 6,179 | 323,100 | 41,512 |
| Cities with--500,000 or more inhabitants..... | 34 | 3,539 | 795 | 26 | 3,935 | 587 | 690 | 84,664 | 12,170 |
| 250,000 to 499,999 inhabitants..... | ... | ... | ... | ... | ... | ... | ... | ... | ... |
| 100,000 to 249,999 inhabitants..... | 90 | 4,939 | 631 | 43 | 5,367 | 777 | 1,319 | 72,019 | 10,468 |
| 50,000 to 99,999 inhabitants..... | 59 | 2,282 | 242 | 40 | 2,864 | 376 | 877 | 45,572 | 6,042 |
| 25,000 to 49,999 inhabitants..... | 44 | 1,533 | 182 | 33 | 1,598 | 177 | 621 | 25,127 | 3,010 |
| 10,000 to 24,999 inhabitants..... | 36 | 880 | 73 | 19 | 841 | 80 | 469 | 18,681 | 2,290 |
| 5,000 to 9,999 inhabitants..... | 7 | (D) | (D) | 5 | 196 | 23 | 78 | 1,520 | 99 |
| 2,500 to 4,999 inhabitants..... | 1 | (D) | (D) | ... | ... | ... | 46 | 970 | 66 |
| Remainder of United States..... | 71 | 1,644 | 95 | 72 | (D) | (D) | 2,079 | 74,547 | 7,367 |
| | Mail order houses | | | Direct selling (house-to-house) organizations | | | Merchandise vending machine operators | | |
| United States, total..... | 159 | 84,215 | 10,986 | 5,596 | 190,649 | 26,549 | 424 | 48,236 | 3,977 |
| Cities with--500,000 or more inhabitants..... | 24 | (D) | (D) | 633 | 30,877 | 4,437 | 33 | (D) | (D) |
| 250,000 to 499,999 inhabitants..... | ... | ... | ... | ... | ... | ... | ... | ... | ... |
| 100,000 to 249,999 inhabitants..... | 29 | 10,733 | 1,009 | 1,183 | 43,997 | 8,000 | 107 | 17,289 | 1,459 |
| 50,000 to 99,999 inhabitants..... | 14 | 869 | 98 | 796 | 33,077 | 5,123 | 67 | 11,626 | 821 |
| 25,000 to 49,999 inhabitants..... | 14 | 1,895 | 232 | 553 | 17,914 | 2,259 | 54 | 5,318 | 519 |
| 10,000 to 24,999 inhabitants..... | 8 | (D) | (D) | 423 | 11,263 | 1,393 | 38 | (D) | (D) |
| 5,000 to 9,999 inhabitants..... | ... | ... | ... | 71 | 1,169 | 84 | 7 | 351 | 15 |
| 2,500 to 4,999 inhabitants..... | 2 | (D) | (D) | 43 | 515 | 25 | 1 | (D) | (D) |
| Remainder of United States..... | 68 | 12,932 | 1,286 | 1,894 | 51,837 | 5,228 | 117 | 9,778 | 853 |

Standard Notes: (D) Withheld to avoid disclosure. (NA) Not available. n.e.c. Not elsewhere classified. XXX Not applicable. (Z) Less than \$500. ... Represents zero.

Table 1M. RETAIL TRADE: 1954—GEOGRAPHIC DIVISIONS, BY KIND OF BUSINESS AND CITY SIZE—Continued
Establishments, Sales, and Annual Payroll

| Division and city size | Estab- lishments (Number) | Sales (\$1,000) | Payroll, entire year (\$1,000) | Estab- lishments (Number) | Sales (\$1,000) | Payroll, entire year (\$1,000) | Estab- lishments (Number) | Sales (\$1,000) | Payroll, entire year (\$1,000) |
|---|--------------------------------------|--------------------|--------------------------------------|---|--------------------|--------------------------------------|---|--------------------|--------------------------------------|
| MIDDLE ATLANTIC | RETAIL TRADE, TOTAL | | | FOOD STORES, TOTAL ¹ | | | Grocery stores | | |
| United States, total..... | 368,978 | 35,053,819 | 3,886,537 | 92,675 | 8,868,289 | 601,364 | 50,655 | 6,724,214 | 416,196 |
| Cities with--500,000 or more inhabitants..... | 132,918 | 13,205,179 | 1,668,081 | 38,971 | 3,274,804 | 236,936 | 16,271 | 2,048,746 | 130,744 |
| 250,000 to 499,999 inhabitants..... | 13,655 | 1,463,506 | 175,277 | 3,700 | 335,724 | 21,084 | 1,844 | 240,883 | 13,761 |
| 100,000 to 249,999 inhabitants..... | 22,390 | 2,278,140 | 270,964 | 5,741 | 527,934 | 35,999 | 3,470 | 414,787 | 25,003 |
| 50,000 to 99,999 inhabitants..... | 23,332 | 2,344,063 | 275,047 | 5,795 | 563,809 | 37,826 | 3,309 | 450,319 | 27,933 |
| 25,000 to 49,999 inhabitants..... | 21,331 | 2,358,219 | 267,550 | 4,732 | 540,206 | 37,276 | 2,857 | 440,900 | 27,966 |
| 10,000 to 24,999 inhabitants..... | 37,361 | 3,873,095 | 392,948 | 8,251 | 1,012,371 | 67,837 | 5,369 | 870,395 | 54,972 |
| 5,000 to 9,999 inhabitants..... | 27,108 | 2,457,744 | 229,942 | 6,009 | 733,988 | 50,069 | 4,014 | 639,127 | 41,191 |
| 2,500 to 4,999 inhabitants..... | 19,024 | 1,588,509 | 139,775 | 4,006 | 451,563 | 28,867 | 2,747 | 399,004 | 24,471 |
| Remainder of United States..... | 71,859 | 5,485,364 | 466,953 | 15,470 | 1,427,890 | 85,470 | 10,774 | 1,220,053 | 70,155 |
| | Meat markets, fish (seafood) markets | | | Fruit stores, vegetable markets | | | Candy, nut, confectionery stores | | |
| United States, total..... | 11,668 | 876,625 | 60,877 | 5,352 | 194,453 | 11,237 | 10,231 | 276,048 | 14,829 |
| Cities with--500,000 or more inhabitants..... | 7,299 | 536,247 | 38,049 | 3,249 | 119,731 | 7,442 | 5,266 | 142,963 | 7,580 |
| 250,000 to 499,999 inhabitants..... | 492 | 40,758 | 2,702 | 183 | 6,030 | 294 | 557 | 16,128 | 726 |
| 100,000 to 249,999 inhabitants..... | 524 | 45,155 | 3,234 | 278 | 10,288 | (D) | 595 | 16,126 | 1,161 |
| 50,000 to 99,999 inhabitants..... | 557 | 39,886 | 2,933 | 274 | 8,698 | (D) | 788 | 21,770 | 1,200 |
| 25,000 to 49,999 inhabitants..... | 393 | 36,996 | 2,960 | 195 | 7,845 | 413 | 519 | 15,612 | 877 |
| 10,000 to 24,999 inhabitants..... | 614 | 51,178 | 3,381 | 276 | 12,133 | 779 | 766 | 19,414 | 1,117 |
| 5,000 to 9,999 inhabitants..... | 398 | 33,068 | 2,328 | 180 | 7,271 | 377 | 498 | 13,298 | 846 |
| 2,500 to 4,999 inhabitants..... | 289 | 19,012 | 1,054 | 136 | 3,956 | 160 | 289 | 7,048 | 393 |
| Remainder of United States..... | 1,102 | 74,325 | 4,476 | 581 | 18,501 | 773 | 953 | 23,689 | 987 |
| | Bakery products stores | | | EATING, DRINKING PLACES, TOTAL ² | | | Eating places (including refreshment stands) | | |
| United States, total..... | 5,907 | 312,756 | 65,317 | 71,845 | 3,361,460 | 654,221 | 41,374 | 2,228,156 | 480,162 |
| Cities with--500,000 or more inhabitants..... | 2,691 | 175,167 | 35,806 | 24,706 | 1,604,909 | 360,035 | 15,013 | 1,152,483 | 276,939 |
| 250,000 to 499,999 inhabitants..... | 266 | 40,758 | 2,453 | 2,997 | 146,220 | 28,051 | 1,490 | 84,415 | 18,902 |
| 100,000 to 249,999 inhabitants..... | 378 | 19,424 | 4,469 | 4,444 | 185,546 | 32,863 | 2,318 | 108,062 | (D) |
| 50,000 to 99,999 inhabitants..... | 348 | 15,986 | 4,887 | 4,887 | 198,029 | 35,451 | 2,552 | 117,656 | 23,642 |
| 25,000 to 49,999 inhabitants..... | 317 | 15,367 | 3,489 | 3,808 | 152,733 | 26,824 | 2,130 | 94,903 | 19,023 |
| 10,000 to 24,999 inhabitants..... | 485 | 21,775 | 5,109 | 6,801 | 239,779 | 39,847 | 3,874 | 149,684 | 27,957 |
| 5,000 to 9,999 inhabitants..... | 448 | 16,721 | 3,533 | 4,922 | 169,668 | 27,816 | 2,767 | 105,187 | 19,793 |
| 2,500 to 4,999 inhabitants..... | 242 | 8,644 | 1,769 | 3,591 | 125,690 | 20,472 | 2,099 | 77,399 | (D) |
| Remainder of United States..... | 732 | 26,769 | 5,002 | 15,689 | 538,866 | 82,862 | 9,131 | 338,367 | 58,259 |
| | Drinking places | | | GENERAL MERCHANDISE GROUP, TOTAL ² | | | Department stores | | |
| United States, total..... | 30,321 | 1,130,966 | 174,059 | 12,677 | 3,359,568 | 533,756 | 382 | 2,145,046 | 368,977 |
| Cities with--500,000 or more inhabitants..... | 9,655 | 451,806 | 83,096 | 4,473 | 1,597,412 | 272,368 | 65 | (D) | (D) |
| 250,000 to 499,999 inhabitants..... | 1,504 | 61,805 | 9,149 | 401 | 203,959 | 37,180 | 11 | (D) | (D) |
| 100,000 to 249,999 inhabitants..... | 2,122 | 77,402 | (D) | 641 | 285,753 | 47,462 | 42 | 201,101 | 34,437 |
| 50,000 to 99,999 inhabitants..... | 2,329 | 80,279 | 11,809 | 618 | 268,900 | 45,251 | 60 | 177,780 | 31,116 |
| 25,000 to 49,999 inhabitants..... | 1,670 | 57,706 | 7,801 | 658 | 284,277 | 43,619 | 63 | 164,638 | 26,592 |
| 10,000 to 24,999 inhabitants..... | 2,903 | 89,893 | 11,890 | 1,111 | 278,360 | 40,509 | 90 | 108,076 | 16,768 |
| 5,000 to 9,999 inhabitants..... | 2,141 | 64,339 | 8,023 | 874 | 129,391 | 17,715 | 28 | 32,868 | 5,123 |
| 2,500 to 4,999 inhabitants..... | 1,484 | 48,843 | (D) | 694 | 50,519 | 6,074 | 3 | 934 | 171 |
| Remainder of United States..... | 6,510 | 199,553 | 24,603 | 3,207 | 260,997 | 23,578 | 20 | 69,478 | 8,434 |
| | Variety stores | | | General merchandise stores, n.e.c. | | | APPAREL, ACCESSORIES STORES, TOTAL ¹ | | |
| United States, total..... | 3,325 | 678,743 | 111,748 | 8,828 | 533,237 | 53,031 | 33,205 | 3,121,558 | 421,042 |
| Cities with--500,000 or more inhabitants..... | 1,003 | 210,872 | 38,350 | 3,335 | (D) | (D) | 14,693 | 1,628,889 | 238,273 |
| 250,000 to 499,999 inhabitants..... | 104 | 27,008 | 5,019 | 280 | (D) | (D) | 1,317 | 160,921 | 21,385 |
| 100,000 to 249,999 inhabitants..... | 188 | 62,286 | 10,463 | 409 | 22,354 | 2,562 | 2,216 | 226,778 | 32,101 |
| 50,000 to 99,999 inhabitants..... | 203 | 63,139 | 10,657 | 343 | 27,781 | 3,478 | 2,403 | 240,596 | 33,014 |
| 25,000 to 49,999 inhabitants..... | 195 | 67,124 | 11,014 | 396 | 52,417 | 6,013 | 2,486 | 238,581 | 30,667 |
| 10,000 to 24,999 inhabitants..... | 408 | 108,107 | 16,734 | 607 | 62,029 | 7,007 | 3,895 | 285,739 | 33,347 |
| 5,000 to 9,999 inhabitants..... | 349 | 63,786 | 9,332 | 495 | 32,701 | 3,255 | 2,336 | 129,341 | 12,382 |
| 2,500 to 4,999 inhabitants..... | 281 | 27,952 | 3,861 | 404 | 21,567 | 2,042 | 1,357 | 67,875 | 6,060 |
| Remainder of United States..... | 594 | 48,469 | 6,313 | 2,559 | 142,380 | 8,831 | 2,502 | 142,838 | 13,813 |
| | Shoe stores | | | Women's clothing, specialty stores | | | FURNITURE, HOME FURNISHINGS, APPLIANCE DEALERS, TOTAL ¹ | | |
| United States, total..... | 6,159 | 494,111 | 63,624 | 13,697 | 1,312,062 | 183,497 | 19,489 | 1,943,475 | 254,462 |
| Cities with--500,000 or more inhabitants..... | 2,450 | 224,310 | 31,272 | 6,218 | 691,186 | 104,282 | 7,258 | 828,043 | 103,194 |
| 250,000 to 499,999 inhabitants..... | 278 | 22,673 | 2,947 | 488 | 49,958 | 6,844 | 683 | 93,394 | 13,320 |
| 100,000 to 249,999 inhabitants..... | 464 | 43,160 | 5,761 | 916 | 100,645 | 14,880 | 1,168 | 148,219 | 22,401 |
| 50,000 to 99,999 inhabitants..... | 486 | 45,280 | 5,732 | 980 | 104,573 | 14,863 | 1,258 | 136,526 | 20,511 |
| 25,000 to 49,999 inhabitants..... | 516 | 46,059 | 5,756 | 1,053 | 104,304 | 14,220 | 1,327 | 152,404 | 21,604 |
| 10,000 to 24,999 inhabitants..... | 833 | 58,170 | 6,558 | 1,631 | 118,670 | 14,523 | 2,274 | 223,311 | 32,660 |
| 5,000 to 9,999 inhabitants..... | 467 | 24,492 | 2,601 | 935 | 50,829 | 4,900 | 1,514 | 117,170 | 14,137 |
| 2,500 to 4,999 inhabitants..... | 267 | 9,351 | 748 | 490 | 24,558 | 2,312 | 993 | 65,219 | 7,714 |
| Remainder of United States..... | 398 | 20,616 | 2,249 | 986 | 67,339 | 6,673 | 3,014 | 179,189 | 18,961 |

Standard Notes: (D) Withheld to avoid disclosure. (NA) Not available. n.e.c. Not elsewhere classified. XXX Not applicable. (Z) Less than \$500. ... Represents zero.
¹Includes kinds of business not shown separately; may also include data for establishments without payroll which could not be classified by detailed kind of business. See Intro-
duction for explanation. ²May include data for establishments without payroll which could not be classified by detailed kind of business. See Introduction for explanation.

Table 1M. RETAIL TRADE: 1954—GEOGRAPHIC DIVISIONS, BY KIND OF BUSINESS AND CITY SIZE—Continued

Establishments, Sales, and Annual Payroll

| Division and city size | Estab- lishments (Number) | Sales (\$1,000) | Payroll, entire year (\$1,000) | Estab- lishments (Number) | Sales (\$1,000) | Payroll, entire year (\$1,000) | Estab- lishments (Number) | Sales (\$1,000) | Payroll, entire year (\$1,000) |
|---|---|--------------------|--------------------------------------|--|--------------------|--------------------------------------|--|--------------------|--------------------------------------|
| MIDDLE ATLANTIC—Continued | Furniture, home furnishings stores | | | Household appliance, radio, TV stores | | | AUTOMOTIVE GROUP, TOTAL¹ | | |
| United States, total..... | 11,816 | 1,199,456 | 174,676 | 7,523 | 741,511 | 79,786 | 12,923 | 5,146,600 | 470,495 |
| Cities with--500,000 or more inhabitants..... | 5,188 | 531,742 | 74,021 | 2,000 | 294,713 | 29,133 | 2,137 | 1,302,048 | 117,817 |
| 250,000 to 499,999 inhabitants..... | 464 | 60,464 | 9,419 | 213 | 32,866 | 3,901 | 327 | 205,350 | 19,982 |
| 100,000 to 249,999 inhabitants..... | 689 | 95,142 | 16,260 | 471 | 52,993 | 6,141 | 756 | 371,457 | 37,571 |
| 50,000 to 99,999 inhabitants..... | 762 | 92,090 | 15,127 | 490 | 44,378 | 5,384 | 765 | 376,255 | 37,914 |
| 25,000 to 49,999 inhabitants..... | 767 | 94,629 | 14,756 | 556 | 57,759 | 6,848 | 979 | 436,534 | 43,860 |
| 10,000 to 24,999 inhabitants..... | 1,236 | 131,762 | 21,135 | 1,022 | 91,393 | 11,525 | 2,037 | 767,016 | 72,390 |
| 5,000 to 9,999 inhabitants..... | 758 | 65,241 | 8,611 | 748 | 51,829 | 5,526 | 1,509 | 492,452 | 43,897 |
| 2,500 to 4,999 inhabitants..... | 465 | 34,119 | 4,355 | 524 | 31,034 | 3,359 | 1,118 | 336,967 | 28,749 |
| Remainder of United States..... | 1,487 | 94,267 | 10,992 | 1,499 | 84,586 | 7,969 | 3,295 | 858,521 | 68,315 |
| | Passenger car dealers (franchised) | | | Passenger car dealers (nonfranchised) | | | Tire, battery, accessory dealers | | |
| United States, total..... | 6,560 | 4,455,057 | 412,393 | 2,826 | 3,68,808 | 18,738 | 2,682 | 243,896 | 33,710 |
| Cities with--500,000 or more inhabitants..... | 709 | 1,100,028 | 100,460 | 672 | 126,756 | 6,734 | 636 | 61,772 | (D) |
| 250,000 to 499,999 inhabitants..... | 95 | 171,837 | 16,148 | 99 | 16,606 | 1,122 | 109 | (D) | (D) |
| 100,000 to 249,999 inhabitants..... | 212 | 299,448 | 30,897 | 278 | 36,747 | 1,775 | 208 | 29,443 | 4,577 |
| 50,000 to 99,999 inhabitants..... | 304 | 320,424 | 32,522 | 218 | 27,458 | 1,322 | 205 | 25,211 | 3,818 |
| 25,000 to 49,999 inhabitants..... | 451 | 371,546 | 38,068 | 237 | 33,727 | 1,630 | 243 | 27,588 | 3,977 |
| 10,000 to 24,999 inhabitants..... | 1,161 | 686,776 | 65,552 | 324 | 32,237 | 1,535 | 439 | 39,377 | 4,858 |
| 5,000 to 9,999 inhabitants..... | 943 | 446,560 | 40,446 | 196 | 23,714 | 1,143 | 294 | 18,018 | 2,064 |
| 2,500 to 4,999 inhabitants..... | 741 | 309,301 | 26,903 | 145 | 14,397 | 719 | 179 | (D) | (D) |
| Remainder of United States..... | 1,944 | 749,087 | 61,397 | 657 | 57,171 | 2,758 | 369 | 18,969 | 2,063 |
| | GASOLINE SERVICE STATIONS | | | LUMBER, BUILDING MATERIALS, HARDWARE, FARM EQUIPMENT DEALERS, TOTAL² | | | Farm equipment dealers | | |
| United States, total..... | 27,711 | 1,599,754 | 119,218 | 15,235 | 1,923,499 | 234,067 | 1,495 | 189,524 | 18,681 |
| Cities with--500,000 or more inhabitants..... | 4,381 | 354,673 | 35,632 | 3,724 | 383,190 | 45,963 | 21 | 1,287 | 126 |
| 250,000 to 499,999 inhabitants..... | 783 | 53,254 | 3,910 | 431 | 52,742 | 5,973 | 2 | (D) | (D) |
| 100,000 to 249,999 inhabitants..... | 1,555 | 99,167 | 7,243 | 712 | 109,993 | 15,489 | 14 | 1,930 | 171 |
| 50,000 to 99,999 inhabitants..... | 1,596 | 95,579 | 7,134 | 738 | 109,071 | 15,764 | 16 | 1,753 | 221 |
| 25,000 to 49,999 inhabitants..... | 1,725 | 99,725 | 6,952 | 824 | 129,413 | 18,228 | 48 | 5,643 | 544 |
| 10,000 to 24,999 inhabitants..... | 3,141 | 177,784 | 12,687 | 1,694 | 256,046 | 33,769 | 93 | 13,762 | 1,396 |
| 5,000 to 9,999 inhabitants..... | 2,587 | 141,222 | 9,834 | 1,384 | 175,996 | 22,144 | 145 | 17,746 | 1,930 |
| 2,500 to 4,999 inhabitants..... | 1,956 | 102,014 | 6,630 | 1,108 | 130,396 | 15,258 | 145 | (D) | (D) |
| Remainder of United States..... | 9,987 | 476,336 | 29,196 | 4,620 | 576,652 | 61,479 | 1,011 | 129,022 | 12,426 |
| | Lumber, building materials dealers | | | Plumbing, paint, electrical stores | | | Hardware stores | | |
| United States, total..... | 4,310 | 1,041,049 | 125,842 | 3,488 | 246,874 | 34,569 | 5,864 | 444,788 | 54,975 |
| Cities with--500,000 or more inhabitants..... | 765 | 182,245 | 22,327 | 1,069 | 83,019 | (D) | 1,845 | 116,297 | (D) |
| 250,000 to 499,999 inhabitants..... | 90 | 29,244 | 3,213 | 117 | (D) | (D) | 218 | 10,549 | 1,053 |
| 100,000 to 249,999 inhabitants..... | 200 | 63,772 | 8,719 | 247 | 23,661 | 3,916 | 249 | 20,624 | 2,683 |
| 50,000 to 99,999 inhabitants..... | 191 | 56,537 | 8,005 | 267 | 21,860 | 3,415 | 260 | 28,845 | 4,123 |
| 25,000 to 49,999 inhabitants..... | 268 | 65,015 | 9,209 | 256 | 19,700 | 2,986 | 250 | 38,973 | 5,489 |
| 10,000 to 24,999 inhabitants..... | 492 | 149,477 | 18,773 | 523 | 30,311 | 4,852 | 578 | 62,328 | 8,748 |
| 5,000 to 9,999 inhabitants..... | 414 | 98,694 | 12,268 | 316 | 17,168 | 2,313 | 503 | 42,258 | 5,633 |
| 2,500 to 4,999 inhabitants..... | 367 | 73,516 | 8,606 | 182 | (D) | (D) | 408 | 31,023 | (D) |
| Remainder of United States..... | 1,523 | 322,549 | 34,722 | 511 | 30,818 | 4,436 | 1,553 | 93,891 | 9,895 |
| | DRUG STORES, PROPRIETARY STORES | | | OTHER RETAIL STORES, TOTAL¹ | | | Liquor stores | | |
| United States, total..... | 11,654 | 911,239 | 110,876 | 51,564 | 3,632,992 | 339,445 | 6,393 | 697,263 | 40,878 |
| Cities with--500,000 or more inhabitants..... | 5,156 | 356,249 | 46,031 | 18,931 | 1,365,546 | 145,945 | 2,337 | 313,543 | 20,122 |
| 250,000 to 499,999 inhabitants..... | 415 | 39,550 | 4,855 | 1,900 | 132,292 | 14,564 | 283 | 23,027 | 1,540 |
| 100,000 to 249,999 inhabitants..... | 683 | 57,102 | 6,887 | 3,136 | 187,329 | 19,895 | 417 | 37,798 | 2,240 |
| 50,000 to 99,999 inhabitants..... | 722 | 61,358 | 7,547 | 3,365 | 219,587 | 22,803 | 424 | 42,954 | 2,396 |
| 25,000 to 49,999 inhabitants..... | 581 | 56,146 | 7,522 | 3,159 | 206,820 | 20,924 | 378 | 36,264 | 2,137 |
| 10,000 to 24,999 inhabitants..... | 1,062 | 106,078 | 13,326 | 5,379 | 337,624 | 29,469 | 638 | 67,098 | 3,356 |
| 5,000 to 9,999 inhabitants..... | 850 | 68,905 | 7,744 | 3,884 | 252,123 | 18,999 | 411 | 53,787 | 2,874 |
| 2,500 to 4,999 inhabitants..... | 582 | 44,781 | 4,744 | 2,817 | 188,100 | 13,019 | 373 | 32,932 | 1,774 |
| Remainder of United States..... | 1,603 | 121,070 | 12,220 | 8,993 | 743,571 | 53,827 | 1,102 | 89,860 | 4,439 |
| | Fuel, ice dealers | | | Feed, farm garden supply stores | | | Jewelry stores | | |
| United States, total..... | 7,399 | 930,999 | 90,502 | 2,842 | 578,571 | 36,227 | 4,845 | 271,842 | 39,626 |
| Cities with--500,000 or more inhabitants..... | 1,748 | 337,280 | 30,988 | 103 | 9,286 | 1,132 | 1,903 | 132,291 | 20,077 |
| 250,000 to 499,999 inhabitants..... | 295 | 40,417 | 3,837 | 32 | 2,138 | 199 | 201 | 14,918 | 2,077 |
| 100,000 to 249,999 inhabitants..... | 476 | 50,546 | 4,941 | 46 | 6,199 | 557 | 322 | 19,046 | 2,946 |
| 50,000 to 99,999 inhabitants..... | 469 | 60,380 | 6,416 | 63 | 12,437 | 922 | 355 | 24,856 | 3,930 |
| 25,000 to 49,999 inhabitants..... | 493 | 57,711 | 6,130 | 102 | 19,749 | 1,443 | 354 | 21,445 | 3,373 |
| 10,000 to 24,999 inhabitants..... | 769 | 84,666 | 8,483 | 257 | 49,168 | 3,523 | 663 | 31,390 | 4,484 |
| 5,000 to 9,999 inhabitants..... | 660 | 61,277 | 6,104 | 261 | 61,973 | 3,677 | 428 | 12,509 | 1,409 |
| 2,500 to 4,999 inhabitants..... | 494 | 44,259 | 4,012 | 275 | 68,258 | 4,151 | 263 | 5,849 | 459 |
| Remainder of United States..... | 1,995 | 194,463 | 19,591 | 1,703 | 349,363 | 20,623 | 356 | 9,538 | 871 |

Standard Notes: (D) Withheld to avoid disclosure. (NA) Not available. n.e.c. Not elsewhere classified. XXX Not applicable. (Z) Less than \$500. ... Represents zero.
¹Includes kinds of business not shown separately; may also include data for establishments without payroll which could not be classified by detailed kind of business. See introduction for explanation. ²May include data for establishments without payroll which could not be classified by detailed kind of business. See Introduction for explanation.

RETAIL TRADE—AREA STATISTICS

Table 1M. RETAIL TRADE: 1954—GEOGRAPHIC DIVISIONS, BY KIND OF BUSINESS AND CITY SIZE—Continued
Establishments, Sales, and Annual Payroll

| Division and city size | Estab- lishments (Number) | Sales (\$1,000) | Payroll, entire year (\$1,000) | Estab- lishments (Number) | Sales (\$1,000) | Payroll, entire year (\$1,000) | Estab- lishments (Number) | Sales (\$1,000) | Payroll, entire year (\$1,000) |
|--|---------------------------------|--------------------|--------------------------------------|--|--------------------|--------------------------------------|---------------------------------------|--------------------|--------------------------------------|
| MIDDLE ATLANTIC—Continued | | | | | | | | | |
| | Book, stationery stores | | | Sporting goods, bicycle stores | | | Florists | | |
| United States, total..... | 3,059 | 177,239 | 21,130 | 2,014 | 88,075 | 7,895 | 3,733 | 117,497 | 18,566 |
| Cities with—500,000 or more inhabitants..... | 1,560 | 98,886 | (D) | 393 | 23,294 | (D) | 1,383 | 47,839 | 8,030 |
| 250,000 to 499,999 inhabitants..... | 120 | 7,225 | 1,060 | 56 | 3,682 | 369 | 151 | 4,852 | 821 |
| 100,000 to 249,999 inhabitants..... | 180 | 9,274 | 1,281 | 137 | 8,103 | 919 | 224 | 7,623 | 1,247 |
| 50,000 to 99,999 inhabitants..... | 189 | 10,078 | 1,292 | 110 | 8,637 | 837 | 232 | 8,365 | 1,261 |
| 25,000 to 49,999 inhabitants..... | 170 | 12,019 | 1,569 | 173 | 10,492 | 941 | 247 | 8,252 | 1,298 |
| 10,000 to 24,999 inhabitants..... | 287 | 15,130 | 1,289 | 301 | 11,455 | 837 | 423 | 13,952 | 2,113 |
| 5,000 to 9,999 inhabitants..... | 182 | 8,747 | 571 | 189 | 5,720 | 349 | 342 | 10,167 | 1,356 |
| 2,500 to 4,999 inhabitants..... | 93 | 3,828 | (D) | 181 | 4,125 | (D) | 230 | 4,593 | 516 |
| Remainder of United States..... | 278 | 12,052 | 751 | 474 | 12,567 | (D) | 501 | 11,854 | 1,924 |
| | Cigar stores, stands | | | News dealers, newsstands | | | Gift, novelty souvenir stores | | |
| United States, total..... | 2,353 | 95,968 | 5,546 | 2,860 | 96,322 | 6,860 | 3,087 | 76,590 | 6,981 |
| Cities with—500,000 or more inhabitants..... | 1,299 | 56,400 | (D) | 1,438 | 40,284 | 3,323 | 1,104 | 32,163 | 3,240 |
| 250,000 to 499,999 inhabitants..... | 108 | (D) | (D) | 84 | 3,697 | 278 | 85 | 2,067 | 246 |
| 100,000 to 249,999 inhabitants..... | 185 | 5,524 | 337 | 161 | 5,182 | 332 | 152 | 3,003 | 234 |
| 50,000 to 99,999 inhabitants..... | 150 | 6,034 | 340 | 167 | 6,073 | 394 | 278 | 7,129 | 660 |
| 25,000 to 49,999 inhabitants..... | 108 | 4,119 | 235 | 124 | 4,509 | 271 | 157 | 4,110 | 398 |
| 10,000 to 24,999 inhabitants..... | 209 | 7,090 | 372 | 249 | 11,518 | 791 | 305 | 7,500 | 674 |
| 5,000 to 9,999 inhabitants..... | 110 | 4,125 | 205 | 181 | 8,045 | 526 | 259 | 6,331 | 515 |
| 2,500 to 4,999 inhabitants..... | 59 | (D) | (D) | 156 | 6,926 | 404 | 176 | 3,591 | 248 |
| Remainder of United States..... | 125 | 5,294 | 247 | 300 | 10,088 | 541 | 571 | 10,696 | 766 |
| | Music stores | | | Camera, photographic supply stores | | | NONSTORE RETAILERS, TOTAL | | |
| United States, total..... | 1,247 | 74,013 | 10,455 | 728 | 78,067 | 7,875 | 20,000 | 1,185,385 | 147,591 |
| Cities with—500,000 or more inhabitants..... | 479 | 38,046 | 6,390 | 336 | 48,170 | 4,574 | 8,488 | 509,416 | 65,927 |
| 250,000 to 499,999 inhabitants..... | 54 | (D) | (D) | 16 | 3,737 | (D) | 701 | 40,100 | 4,973 |
| 100,000 to 249,999 inhabitants..... | 104 | 6,864 | 877 | 48 | 4,145 | 547 | 1,338 | 78,862 | 13,053 |
| 50,000 to 99,999 inhabitants..... | 118 | 5,706 | 744 | 53 | 6,135 | 808 | 1,185 | 74,353 | 11,832 |
| 25,000 to 49,999 inhabitants..... | 126 | 5,535 | 574 | 52 | 4,969 | 607 | 1,052 | 61,360 | 10,074 |
| 10,000 to 24,999 inhabitants..... | 162 | 8,293 | 773 | 91 | 5,252 | 484 | 1,716 | 188,987 | 17,107 |
| 5,000 to 9,999 inhabitants..... | 90 | 2,570 | 179 | 53 | 1,776 | 138 | 1,239 | 47,486 | 5,205 |
| 2,500 to 4,999 inhabitants..... | 40 | (D) | (D) | 28 | 702 | (D) | 802 | 25,387 | 2,188 |
| Remainder of United States..... | 74 | 2,399 | 168 | 51 | 3,181 | 257 | 3,479 | 159,434 | 17,232 |
| | Mail order houses | | | Direct selling (house-to-house) organizations | | | Merchandise vending machine operators | | |
| United States, total..... | 753 | 301,732 | 37,994 | 18,029 | 700,072 | 94,630 | 1,218 | 183,581 | 14,967 |
| Cities with—500,000 or more inhabitants..... | 468 | 183,219 | 27,676 | 7,622 | 238,650 | 30,950 | 398 | 87,547 | 7,301 |
| 250,000 to 499,999 inhabitants..... | 21 | (D) | (D) | 624 | 25,828 | 3,843 | 56 | (D) | (D) |
| 100,000 to 249,999 inhabitants..... | 21 | 5,628 | 593 | 1,220 | 59,324 | 11,298 | 97 | 13,910 | 1,162 |
| 50,000 to 99,999 inhabitants..... | 32 | 6,724 | 571 | 1,050 | 51,274 | 9,734 | 103 | 16,355 | 1,527 |
| 25,000 to 49,999 inhabitants..... | 19 | 1,894 | 188 | 927 | 49,328 | 9,088 | 106 | 10,138 | 798 |
| 10,000 to 24,999 inhabitants..... | 56 | 58,357 | 2,909 | 1,543 | 113,554 | 13,043 | 117 | 17,076 | 1,155 |
| 5,000 to 9,999 inhabitants..... | 28 | 2,213 | 211 | 1,129 | 38,949 | 4,478 | 82 | 6,324 | 516 |
| 2,500 to 4,999 inhabitants..... | 21 | (D) | (D) | 717 | 18,670 | 1,542 | 64 | (D) | (D) |
| Remainder of United States..... | 87 | 38,591 | 5,272 | 3,197 | 104,495 | 10,654 | 195 | 16,348 | 1,306 |

Standard Notes: (D) Withheld to avoid disclosure. (NA) Not available. n.e.c. Not elsewhere classified. XXX Not applicable. (Z) Less than \$500. ... Represents zero.

UNITED STATES SUMMARY

Table 1M. RETAIL TRADE: 1954—GEOGRAPHIC DIVISIONS, BY KIND OF BUSINESS AND CITY SIZE—Continued
Establishments, Sales, and Annual Payroll

| Division and city size | Estab- lishments (Number) | Sales (\$1,000) | Payroll, entire year (\$1,000) | Estab- lishments (Number) | Sales (\$1,000) | Payroll, entire year (\$1,000) | Estab- lishments (Number) | Sales (\$1,000) | Payroll, entire year (\$1,000) |
|---|--------------------------------------|--------------------|--------------------------------------|---|--------------------|--------------------------------------|---|--------------------|--------------------------------------|
| EAST NORTH CENTRAL | RETAIL TRADE, TOTAL | | | FOOD STORES, TOTAL ¹ | | | Grocery stores | | |
| | United States, total..... | 343,411 | 37,256,221 | 4,120,858 | 71,490 | 8,495,857 | 564,680 | 51,157 | 7,345,378 |
| Cities with--500,000 or more inhabitants..... | 81,483 | 10,663,784 | 1,346,425 | 20,220 | 2,233,897 | 164,632 | 11,685 | 1,740,931 | 111,307 |
| 250,000 to 499,999 inhabitants..... | 15,435 | 2,229,824 | 289,915 | 3,205 | 457,545 | 33,812 | 2,095 | 390,777 | 25,828 |
| 100,000 to 249,999 inhabitants..... | 19,189 | 2,663,885 | 331,710 | 4,015 | 572,354 | 38,960 | 2,944 | 506,065 | 31,642 |
| 50,000 to 99,999 inhabitants..... | 25,395 | 3,310,006 | 388,663 | 5,229 | 736,076 | 51,703 | 3,683 | 642,733 | 41,023 |
| 25,000 to 49,999 inhabitants..... | 31,345 | 3,915,333 | 450,731 | 6,150 | 942,021 | 65,432 | 4,448 | 826,882 | 52,414 |
| 10,000 to 24,999 inhabitants..... | 35,861 | 4,157,331 | 437,058 | 6,802 | 1,059,804 | 70,441 | 5,068 | 954,739 | 58,397 |
| 5,000 to 9,999 inhabitants..... | 26,787 | 2,655,629 | 258,589 | 5,025 | 664,671 | 42,491 | 3,799 | 603,924 | 36,293 |
| 2,500 to 4,999 inhabitants..... | 20,940 | 1,790,868 | 156,397 | 3,816 | 454,518 | 27,843 | 2,921 | 413,581 | 24,118 |
| Remainder of United States..... | 86,976 | 5,869,561 | 461,370 | 17,028 | 1,374,971 | 69,366 | 14,514 | 1,265,746 | 61,544 |
| | Meat markets, fish (seafood) markets | | | Fruit stores, vegetable markets | | | Candy, nut, confectionery stores | | |
| | United States, total..... | 4,579 | 424,193 | 34,266 | 1,856 | 77,016 | 4,255 | 3,985 | 126,015 |
| Cities with--500,000 or more inhabitants..... | 2,190 | 187,883 | 15,260 | 756 | 28,232 | 1,486 | 1,623 | 60,261 | 7,086 |
| 250,000 to 499,999 inhabitants..... | 202 | 22,442 | 1,939 | 144 | 5,697 | 309 | 281 | (D) | 704 |
| 100,000 to 249,999 inhabitants..... | 189 | 23,742 | 2,073 | 119 | 6,573 | 417 | 237 | 6,656 | 675 |
| 50,000 to 99,999 inhabitants..... | 308 | 38,548 | 3,270 | 140 | 6,654 | 431 | 336 | 10,945 | 1,222 |
| 25,000 to 49,999 inhabitants..... | 341 | 45,720 | 4,053 | 122 | 6,940 | 521 | 426 | 14,481 | 1,386 |
| 10,000 to 24,999 inhabitants..... | 323 | 35,650 | 3,049 | 163 | 8,815 | 534 | 348 | 9,293 | 949 |
| 5,000 to 9,999 inhabitants..... | 213 | 17,356 | 1,288 | 105 | 3,838 | 149 | 215 | 5,134 | 473 |
| 2,500 to 4,999 inhabitants..... | 173 | 13,330 | 898 | 51 | 1,556 | 48 | 161 | (D) | 266 |
| Remainder of United States..... | 640 | 39,528 | 2,436 | 256 | 8,711 | 360 | 358 | 7,486 | 466 |
| | Bakery products stores | | | EATING, DRINKING PLACES, TOTAL ² | | | Eating places (including refreshment stands) | | |
| | United States, total..... | 4,361 | 217,625 | 47,560 | 74,462 | 3,074,694 | 563,482 | 36,339 | 1,713,230 |
| Cities with--500,000 or more inhabitants..... | 1,655 | 91,442 | 19,931 | 19,449 | 1,002,419 | 203,357 | 8,660 | 575,450 | 146,084 |
| 250,000 to 499,999 inhabitants..... | 232 | 17,781 | 3,805 | 3,412 | 184,665 | 39,405 | 1,921 | 111,042 | 27,143 |
| 100,000 to 249,999 inhabitants..... | 250 | 13,331 | 3,222 | 4,055 | 199,918 | 40,173 | 2,220 | 114,533 | 27,356 |
| 50,000 to 99,999 inhabitants..... | 357 | 18,865 | 4,377 | 5,351 | 237,967 | 45,204 | 2,725 | 135,997 | 31,656 |
| 25,000 to 49,999 inhabitants..... | 385 | 20,347 | 4,820 | 6,443 | 266,123 | 48,171 | 3,241 | 142,140 | 31,119 |
| 10,000 to 24,999 inhabitants..... | 431 | 20,860 | 4,775 | 6,647 | 276,311 | 48,667 | 3,504 | 156,813 | 33,220 |
| 5,000 to 9,999 inhabitants..... | 306 | 12,262 | 2,462 | 4,873 | 180,912 | 31,013 | 2,653 | 103,394 | 21,541 |
| 2,500 to 4,999 inhabitants..... | 242 | 8,794 | 1,665 | 3,961 | 123,113 | 18,698 | 1,941 | 62,769 | 12,332 |
| Remainder of United States..... | 503 | 13,943 | 2,503 | 20,271 | 603,766 | 88,794 | 9,474 | 311,092 | 61,441 |
| | Drinking places | | | GENERAL MERCHANDISE GROUP, TOTAL ² | | | Department stores | | |
| | United States, total..... | 38,043 | 1,360,084 | 171,590 | 11,207 | 4,041,459 | 637,416 | 662 | 2,741,228 |
| Cities with--500,000 or more inhabitants..... | 10,767 | 426,657 | 57,273 | 1,909 | 1,509,995 | 267,969 | 94 | 1,256,868 | 227,010 |
| 250,000 to 499,999 inhabitants..... | 1,491 | 73,587 | 12,262 | 372 | 372,574 | 64,288 | 29 | (D) | (D) |
| 100,000 to 249,999 inhabitants..... | 1,829 | 85,211 | 12,817 | 459 | 399,373 | 65,601 | 59 | 322,453 | 53,887 |
| 50,000 to 99,999 inhabitants..... | 2,620 | 101,878 | 13,548 | 584 | 406,710 | 62,087 | 116 | 308,982 | 46,607 |
| 25,000 to 49,999 inhabitants..... | 3,200 | 123,933 | 17,052 | 780 | 450,791 | 69,468 | 163 | 288,349 | 44,571 |
| 10,000 to 24,999 inhabitants..... | 3,131 | 119,328 | 15,447 | 1,059 | 353,571 | 51,937 | 148 | 164,348 | 24,855 |
| 5,000 to 9,999 inhabitants..... | 2,212 | 77,412 | 9,472 | 951 | 168,723 | 22,311 | 37 | 29,641 | 4,232 |
| 2,500 to 4,999 inhabitants..... | 2,012 | 60,124 | 6,366 | 800 | 78,614 | 9,410 | 6 | (D) | (D) |
| Remainder of United States..... | 10,781 | 291,954 | 27,353 | 4,293 | 301,103 | 24,345 | 10 | 48,785 | 6,661 |
| | Variety stores | | | General merchandise stores, n.e.c. | | | APPAREL, ACCESSORIES STORES, TOTAL ¹ | | |
| | United States, total..... | 3,943 | 658,041 | 108,087 | 6,526 | 640,648 | 65,599 | 23,081 | 2,205,602 |
| Cities with--500,000 or more inhabitants..... | 797 | 160,679 | 28,906 | 1,004 | 92,258 | 12,053 | 7,033 | 829,631 | 126,250 |
| 250,000 to 499,999 inhabitants..... | 178 | 39,230 | 7,238 | 163 | (D) | (D) | 1,005 | 126,717 | 19,543 |
| 100,000 to 249,999 inhabitants..... | 217 | 58,773 | 9,803 | 179 | 18,111 | 1,911 | 1,474 | (D) | 31,497 |
| 50,000 to 99,999 inhabitants..... | 237 | 67,209 | 11,363 | 231 | 30,519 | 4,117 | 2,253 | 252,653 | 36,713 |
| 25,000 to 49,999 inhabitants..... | 319 | 98,611 | 16,487 | 294 | 63,739 | 8,410 | 2,704 | 260,336 | 35,350 |
| 10,000 to 24,999 inhabitants..... | 407 | 93,535 | 15,411 | 502 | 95,658 | 11,671 | 3,036 | 241,842 | 29,559 |
| 5,000 to 9,999 inhabitants..... | 410 | 60,293 | 9,131 | 498 | 78,678 | 8,948 | 2,039 | 134,161 | 15,264 |
| 2,500 to 4,999 inhabitants..... | 383 | 32,260 | 4,209 | 403 | (D) | (D) | 1,404 | (D) | 6,030 |
| Remainder of United States..... | 995 | 47,451 | 5,539 | 3,252 | 203,867 | 12,145 | 2,133 | 88,131 | 7,599 |
| | Shoe stores | | | Women's clothing, specialty stores | | | FURNITURE, HOME FURNISHINGS, APPLIANCE DEALERS, TOTAL ² | | |
| | United States, total..... | 5,307 | 425,109 | 54,700 | 8,373 | 829,633 | 119,294 | 18,542 | 1,812,624 |
| Cities with--500,000 or more inhabitants..... | 1,442 | 147,012 | 19,856 | 2,576 | 323,780 | 49,106 | 3,838 | 550,174 | 77,274 |
| 250,000 to 499,999 inhabitants..... | 244 | (D) | (D) | 364 | 40,702 | 6,157 | 882 | 114,830 | 19,129 |
| 100,000 to 249,999 inhabitants..... | 396 | 39,724 | 5,635 | 492 | 77,292 | 12,236 | 1,203 | 170,063 | 27,710 |
| 50,000 to 99,999 inhabitants..... | 553 | (D) | 8,862 | 891 | 99,904 | 14,743 | 1,514 | 188,657 | 27,945 |
| 25,000 to 49,999 inhabitants..... | 698 | 57,060 | 7,336 | 1,016 | 101,044 | 14,622 | 1,985 | 223,468 | 33,702 |
| 10,000 to 24,999 inhabitants..... | 732 | 53,183 | 6,406 | 1,191 | 93,224 | 12,226 | 2,300 | 199,520 | 27,016 |
| 5,000 to 9,999 inhabitants..... | 501 | 27,635 | 3,056 | 753 | 50,782 | 6,250 | 1,780 | 120,508 | 14,252 |
| 2,500 to 4,999 inhabitants..... | 312 | (D) | (D) | 476 | 20,135 | 1,854 | 1,267 | 69,821 | 7,150 |
| Remainder of United States..... | 429 | 11,677 | 832 | 614 | 22,770 | 2,100 | 3,773 | 175,583 | 15,741 |

Standard Notes: (D) Withheld to avoid disclosure. (NA) Not available. n.e.c. Not elsewhere classified. XXX Not applicable. (Z) Less than \$500. ... Represents zero.
¹Includes kinds of business not shown separately; may also include data for establishments without payroll which could not be classified by detailed kind of business. See introduction for explanation. ²May include data for establishments without payroll which could not be classified by detailed kind of business. See Introduction for explanation.

RETAIL TRADE—AREA STATISTICS

Table 1M. RETAIL TRADE: 1954—GEOGRAPHIC DIVISIONS, BY KIND OF BUSINESS AND CITY SIZE—Continued

Establishments, Sales, and Annual Payroll

| Division and city size | Estab- lishments (Number) | Sales (\$1,000) | Payroll, entire year (\$1,000) | Estab- lishments (Number) | Sales (\$1,000) | Payroll, entire year (\$1,000) | Estab- lishments (Number) | Sales (\$1,000) | Payroll, entire year (\$1,000) |
|---|------------------------------------|--------------------|--------------------------------------|---|--------------------|--------------------------------------|--------------------------------------|--------------------|--------------------------------------|
| EAST NORTH CENTRAL—Continued | Furniture, home furnishings stores | | | Household appliance, radio, TV stores | | | AUTOMOTIVE GROUP, TOTAL ¹ | | |
| | United States, total..... | 9,098 | 1,101,011 | 163,436 | 9,360 | 710,257 | 86,483 | 17,254 | 6,788,811 |
| Cities with--500,000 or more inhabitants..... | 2,537 | 392,933 | 59,090 | 1,281 | 156,693 | 18,184 | 2,247 | 1,694,813 | 155,900 |
| 250,000 to 499,999 inhabitants..... | 501 | 71,908 | 13,244 | 375 | 42,860 | 5,885 | 733 | 425,137 | 41,808 |
| 100,000 to 249,999 inhabitants..... | 626 | (D) | 18,602 | 573 | (D) | 9,108 | 897 | (D) | (D) |
| 50,000 to 99,999 inhabitants..... | 749 | 105,734 | 17,076 | 751 | 82,727 | 10,869 | 1,185 | 677,151 | 66,404 |
| 25,000 to 49,999 inhabitants..... | 989 | 131,103 | 20,228 | 984 | 92,225 | 13,474 | 1,797 | 791,444 | 80,915 |
| 10,000 to 24,999 inhabitants..... | 1,014 | 102,831 | 14,502 | 1,284 | 96,669 | 12,514 | 2,380 | 847,212 | 80,855 |
| 5,000 to 9,999 inhabitants..... | 776 | 64,876 | 8,099 | 998 | 55,510 | 6,153 | 1,964 | 569,279 | 52,040 |
| 2,500 to 4,999 inhabitants..... | 493 | (D) | 3,877 | 772 | (D) | 3,273 | 1,609 | (D) | (D) |
| Remainder of United States..... | 1,413 | 90,645 | 8,718 | 2,342 | 84,788 | 7,023 | 4,442 | 907,099 | 69,190 |
| | Passenger car dealers (franchised) | | | Passenger car dealers (nonfranchised) | | | Tire, battery, accessory dealers | | |
| | United States, total..... | 8,849 | 5,865,110 | 546,743 | 3,685 | 460,301 | 25,099 | 3,404 | 334,700 |
| Cities with--500,000 or more inhabitants..... | 715 | 1,451,845 | 132,569 | 825 | 142,381 | 8,757 | 551 | 75,194 | 12,586 |
| 250,000 to 499,999 inhabitants..... | 173 | 337,459 | 33,249 | 282 | 48,495 | (D) | 219 | (D) | (D) |
| 100,000 to 249,999 inhabitants..... | 223 | 387,713 | 39,650 | 347 | 46,539 | 2,057 | 230 | 33,796 | 5,347 |
| 50,000 to 99,999 inhabitants..... | 441 | 579,661 | 57,126 | 354 | 48,483 | 2,413 | 297 | 40,426 | 6,323 |
| 25,000 to 49,999 inhabitants..... | 754 | 677,550 | 70,916 | 460 | 57,045 | 2,949 | 405 | 42,197 | 6,132 |
| 10,000 to 24,999 inhabitants..... | 1,275 | 748,594 | 72,441 | 368 | 39,656 | 1,889 | 561 | 48,685 | 5,928 |
| 5,000 to 9,999 inhabitants..... | 1,225 | 513,158 | 47,686 | 236 | 18,325 | 715 | 394 | 28,856 | 3,107 |
| 2,500 to 4,999 inhabitants..... | 1,141 | 365,189 | 31,103 | 137 | 13,971 | (D) | 271 | (D) | (D) |
| Remainder of United States..... | 2,902 | 803,941 | 62,003 | 676 | 45,406 | 2,461 | 476 | 19,804 | 1,660 |
| | GASOLINE SERVICE STATIONS | | | LUMBER, BUILDING MATERIALS, HARDWARE, FARM EQUIPMENT DEALERS, TOTAL ² | | | Farm equipment dealers | | |
| | United States, total..... | 35,950 | 2,372,728 | 183,489 | 23,750 | 3,086,870 | 375,196 | 4,627 | 642,593 |
| Cities with--500,000 or more inhabitants..... | 5,302 | 461,398 | 40,528 | 2,995 | 442,137 | 58,991 | 24 | (D) | (D) |
| 250,000 to 499,999 inhabitants..... | 1,441 | 118,618 | 11,454 | 704 | 127,454 | 19,698 | 20 | 1,857 | 205 |
| 100,000 to 249,999 inhabitants..... | 1,982 | 150,790 | 13,290 | 911 | (D) | (D) | 29 | (D) | (D) |
| 50,000 to 99,999 inhabitants..... | 2,516 | 185,572 | 15,581 | 1,273 | 215,212 | 30,772 | 74 | (D) | (D) |
| 25,000 to 49,999 inhabitants..... | 3,206 | 249,669 | 21,282 | 1,616 | 257,918 | 37,167 | 153 | 25,437 | 2,988 |
| 10,000 to 24,999 inhabitants..... | 3,873 | 283,488 | 22,957 | 2,413 | 360,825 | 48,074 | 325 | 56,698 | 5,483 |
| 5,000 to 9,999 inhabitants..... | 2,916 | 193,824 | 14,385 | 2,142 | 291,711 | 36,254 | 457 | 68,921 | 6,686 |
| 2,500 to 4,999 inhabitants..... | 2,375 | 142,219 | 9,401 | 1,913 | (D) | (D) | 455 | (D) | (D) |
| Remainder of United States..... | 12,339 | 587,150 | 34,611 | 9,783 | 1,014,292 | 96,627 | 3,090 | 404,575 | 32,654 |
| | Lumber, building materials dealers | | | Plumbing, paint, electrical stores | | | Hardware stores | | |
| | United States, total..... | 6,481 | 1,524,529 | 196,717 | 4,334 | 277,862 | 45,877 | 8,248 | 640,452 |
| Cities with--500,000 or more inhabitants..... | 601 | 267,670 | 35,746 | 880 | 77,844 | 12,416 | 1,482 | (D) | (D) |
| 250,000 to 499,999 inhabitants..... | 216 | 83,418 | 12,908 | 167 | 19,487 | 4,084 | 295 | 22,336 | 2,501 |
| 100,000 to 249,999 inhabitants..... | 274 | (D) | (D) | 260 | 24,954 | 4,450 | 346 | 24,537 | 2,953 |
| 50,000 to 99,999 inhabitants..... | 372 | 127,326 | 17,569 | 411 | 29,596 | 5,136 | 416 | (D) | (D) |
| 25,000 to 49,999 inhabitants..... | 487 | 125,485 | 17,462 | 513 | 37,969 | 6,545 | 461 | 69,019 | 10,172 |
| 10,000 to 24,999 inhabitants..... | 658 | 177,303 | 23,635 | 688 | 36,257 | 6,157 | 734 | 90,353 | 12,799 |
| 5,000 to 9,999 inhabitants..... | 589 | 135,869 | 17,704 | 419 | 17,732 | 2,638 | 673 | 69,073 | 9,226 |
| 2,500 to 4,999 inhabitants..... | 509 | (D) | (D) | 242 | 9,503 | 1,370 | 705 | (D) | (D) |
| Remainder of United States..... | 2,775 | 412,063 | 45,655 | 754 | 24,518 | 3,081 | 3,136 | 172,732 | 15,537 |
| | DRUG STORES, PROPRIETARY STORES | | | OTHER RETAIL STORES, TOTAL ¹ | | | Liquor stores | | |
| | United States, total..... | 10,951 | 1,191,425 | 146,737 | 41,245 | 3,027,837 | 299,233 | 4,541 | 518,275 |
| Cities with--500,000 or more inhabitants..... | 3,206 | 371,956 | 46,614 | 10,556 | 838,329 | 97,609 | 1,715 | 228,806 | (D) |
| 250,000 to 499,999 inhabitants..... | 703 | 85,997 | 11,247 | 2,091 | 152,070 | 19,197 | 308 | 32,778 | (D) |
| 100,000 to 249,999 inhabitants..... | 756 | (D) | 12,375 | 2,442 | 172,309 | 22,332 | 312 | 34,011 | 1,330 |
| 50,000 to 99,999 inhabitants..... | 932 | 117,271 | 15,263 | 3,331 | 238,015 | 27,715 | 379 | 38,211 | 1,961 |
| 25,000 to 49,999 inhabitants..... | 951 | 127,522 | 17,668 | 4,214 | 275,708 | 30,950 | 386 | 50,140 | 2,150 |
| 10,000 to 24,999 inhabitants..... | 999 | 134,389 | 17,607 | 4,742 | 337,652 | 31,417 | 443 | 60,712 | 2,716 |
| 5,000 to 9,999 inhabitants..... | 751 | 82,385 | 9,802 | 3,303 | 217,438 | 18,010 | 275 | 27,596 | 1,024 |
| 2,500 to 4,999 inhabitants..... | 631 | (D) | 5,734 | 2,438 | 160,680 | 11,563 | 236 | 17,303 | 739 |
| Remainder of United States..... | 2,022 | 122,397 | 10,427 | 8,128 | 635,636 | 40,440 | 487 | 28,718 | 1,265 |
| | Fuel, ice dealers | | | Feed, farm garden supply stores | | | Jewelry stores | | |
| | United States, total..... | 5,173 | 542,438 | 62,510 | 4,718 | 807,225 | 51,005 | 4,991 | 294,695 |
| Cities with--500,000 or more inhabitants..... | 922 | 183,257 | 21,086 | 121 | 10,904 | 847 | 1,291 | 101,120 | 15,969 |
| 250,000 to 499,999 inhabitants..... | 233 | 27,388 | 3,476 | 75 | 8,462 | 863 | 248 | (D) | (D) |
| 100,000 to 249,999 inhabitants..... | 274 | (D) | 3,438 | 89 | (D) | (D) | 336 | 26,771 | (D) |
| 50,000 to 99,999 inhabitants..... | 411 | 54,036 | 6,447 | 132 | 19,085 | 1,429 | 402 | 30,965 | 4,941 |
| 25,000 to 49,999 inhabitants..... | 541 | 53,789 | 6,799 | 233 | 32,116 | 2,490 | 564 | 38,780 | 6,519 |
| 10,000 to 24,999 inhabitants..... | 588 | 55,799 | 7,018 | 408 | 93,365 | 6,380 | 661 | 32,370 | 4,573 |
| 5,000 to 9,999 inhabitants..... | 507 | 35,846 | 4,139 | 422 | 86,863 | 6,183 | 496 | 18,153 | 2,115 |
| 2,500 to 4,999 inhabitants..... | 350 | 27,592 | 2,752 | 447 | (D) | (D) | 408 | (D) | (D) |
| Remainder of United States..... | 1,347 | 77,211 | 7,355 | 2,791 | 460,605 | 26,073 | 585 | 9,886 | 631 |

Standard Notes: (D) Withheld to avoid disclosure. (NA) Not available. n.e.c. Not elsewhere classified. XXX Not applicable. (Z) Less than \$500. ... Represents zero.

¹Includes kinds of business not shown separately; may also include data for establishments without payroll which could not be classified by detailed kind of business. See introduction for explanation. ²May include data for establishments without payroll which could not be classified by detailed kind of business. See introduction for explanation.

Table 1M. RETAIL TRADE: 1954—GEOGRAPHIC DIVISIONS, BY KIND OF BUSINESS AND CITY SIZE—Continued
Establishments, Sales, and Annual Payroll

| Division and city size | Estab- lishments (Number) | Sales (\$1,000) | Payroll, entire year (\$1,000) | Estab- lishments (Number) | Sales (\$1,000) | Payroll, entire year (\$1,000) | Estab- lishments (Number) | Sales (\$1,000) | Payroll, entire year (\$1,000) |
|---|---------------------------------|--------------------|--------------------------------------|--|--------------------|--------------------------------------|---------------------------------------|--------------------|--------------------------------------|
| EAST NORTH CENTRAL—Continued | | | | | | | | | |
| | Book, stationery stores | | | Sporting goods, bicycle stores | | | Florists | | |
| United States, total..... | 1,280 | 98,698 | 17,361 | 2,104 | 99,453 | 10,090 | 3,175 | 109,447 | 16,861 |
| Cities with--500,000 or more inhabitants..... | 471 | 43,491 | (D) | 339 | 26,147 | 3,439 | 969 | 35,796 | 5,572 |
| 250,000 to 499,999 inhabitants..... | 60 | (D) | (D) | 80 | 4,691 | 589 | 172 | 7,000 | 1,301 |
| 100,000 to 249,999 inhabitants..... | 81 | 7,067 | 1,225 | 137 | 8,583 | 1,053 | 186 | 8,290 | (D) |
| 50,000 to 99,999 inhabitants..... | 132 | 10,960 | 1,700 | 192 | 12,460 | 1,273 | 258 | 11,756 | 2,185 |
| 25,000 to 49,999 inhabitants..... | 155 | 12,337 | 1,824 | 280 | 13,553 | 1,244 | 359 | 13,554 | 2,044 |
| 10,000 to 24,999 inhabitants..... | 167 | 11,862 | 1,602 | 347 | 13,551 | 1,102 | 403 | 13,684 | 2,086 |
| 5,000 to 9,999 inhabitants..... | 118 | 5,237 | 511 | 196 | 6,517 | 445 | 236 | 6,641 | 900 |
| 2,500 to 4,999 inhabitants..... | 52 | (D) | (D) | 97 | 2,249 | 163 | 194 | 4,163 | (D) |
| Remainder of United States..... | 44 | 1,086 | 112 | 436 | 11,698 | 782 | 398 | 8,673 | 1,026 |
| | Cigar stores, stands | | | News dealers, newsstands | | | Gift, novelty, souvenir stores | | |
| United States, total..... | 1,255 | 47,541 | 4,176 | 1,045 | 39,675 | 3,104 | 2,186 | 50,918 | 4,409 |
| Cities with--500,000 or more inhabitants..... | 521 | (D) | (D) | 408 | 12,587 | (D) | 684 | (D) | (D) |
| 250,000 to 499,999 inhabitants..... | 85 | (D) | (D) | 27 | 623 | 43 | 85 | (D) | (D) |
| 100,000 to 249,999 inhabitants..... | 84 | 2,480 | 270 | 37 | 1,235 | 137 | 117 | 3,485 | (D) |
| 50,000 to 99,999 inhabitants..... | 123 | 3,355 | 419 | 88 | 3,548 | 304 | 176 | 5,585 | 470 |
| 25,000 to 49,999 inhabitants..... | 142 | 4,700 | 465 | 89 | 3,187 | 310 | 202 | 4,333 | 399 |
| 10,000 to 24,999 inhabitants..... | 123 | 4,878 | 487 | 122 | 6,868 | 543 | 229 | 5,577 | 544 |
| 5,000 to 9,999 inhabitants..... | 75 | 2,007 | 171 | 117 | 5,847 | 382 | 172 | 4,055 | 396 |
| 2,500 to 4,999 inhabitants..... | 31 | 487 | 45 | 72 | 3,154 | (D) | 106 | 1,723 | 114 |
| Remainder of United States..... | 71 | 1,009 | 50 | 105 | 2,626 | 139 | 415 | 7,242 | 476 |
| | Music stores | | | Camera, photographic supply stores | | | NONSTORE RETAILERS, TOTAL | | |
| United States, total..... | 1,289 | 78,350 | 10,647 | 582 | 57,948 | 6,918 | 15,479 | 1,158,314 | 164,779 |
| Cities with--500,000 or more inhabitants..... | 381 | (D) | (D) | 163 | (D) | (D) | 4,728 | 729,035 | 107,301 |
| 250,000 to 499,999 inhabitants..... | 87 | 7,030 | 1,072 | 26 | 3,584 | 509 | 887 | 64,217 | 10,334 |
| 100,000 to 249,999 inhabitants..... | 130 | (D) | 1,436 | 51 | 8,275 | 1,230 | 995 | 64,039 | 10,056 |
| 50,000 to 99,999 inhabitants..... | 134 | 10,289 | 1,348 | 76 | 8,016 | 956 | 1,227 | 54,722 | 9,276 |
| 25,000 to 49,999 inhabitants..... | 185 | 10,186 | 1,146 | 98 | 8,661 | 1,061 | 1,499 | 70,333 | 10,626 |
| 10,000 to 24,999 inhabitants..... | 199 | 8,077 | 747 | 90 | 5,487 | 596 | 1,610 | 62,717 | 8,528 |
| 5,000 to 9,999 inhabitants..... | 89 | 3,953 | 422 | 32 | 1,245 | 97 | 1,043 | 32,012 | 2,767 |
| 2,500 to 4,999 inhabitants..... | 37 | (D) | (D) | 14 | (D) | (D) | 726 | 21,306 | 1,961 |
| Remainder of United States..... | 47 | 642 | 9 | 32 | 628 | 31 | 2,764 | 59,933 | 3,930 |
| | Mail order houses | | | Direct selling (house-to-house) organizations | | | Merchandise vending machine operators | | |
| United States, total..... | 381 | 507,520 | 69,247 | 13,846 | 516,470 | 82,468 | 1,252 | 134,324 | 13,064 |
| Cities with--500,000 or more inhabitants..... | 204 | 469,914 | 64,490 | 4,190 | 207,312 | 37,553 | 334 | 51,809 | 5,458 |
| 250,000 to 499,999 inhabitants..... | 19 | (D) | (D) | 781 | (D) | (D) | 87 | 13,465 | 1,331 |
| 100,000 to 249,999 inhabitants..... | 14 | 2,527 | 412 | 858 | 47,468 | 8,404 | 123 | 14,044 | 1,240 |
| 50,000 to 99,999 inhabitants..... | 26 | 3,331 | 441 | 1,062 | 40,088 | 7,729 | 139 | 11,303 | 1,106 |
| 25,000 to 49,999 inhabitants..... | 20 | 9,452 | 1,642 | 1,330 | 42,906 | 6,971 | 149 | 17,975 | 2,013 |
| 10,000 to 24,999 inhabitants..... | 31 | 1,776 | 185 | 1,417 | 49,962 | 7,469 | 162 | 10,979 | 874 |
| 5,000 to 9,999 inhabitants..... | 19 | 3,868 | 201 | 927 | 23,168 | 2,241 | 97 | 4,976 | 325 |
| 2,500 to 4,999 inhabitants..... | 4 | (D) | (D) | 671 | (D) | (D) | 51 | 2,628 | 182 |
| Remainder of United States..... | 44 | 3,299 | 324 | 2,610 | 49,489 | 3,071 | 110 | 7,145 | 535 |

Standard Notes: (D) Withheld to avoid disclosure. (NA) Not available. n.e.c. Not elsewhere classified. XXX Not applicable. (Z) Less than \$500. ... Represents zero.

RETAIL TRADE—AREA STATISTICS

Table 1M. RETAIL TRADE: 1954—GEOGRAPHIC DIVISIONS, BY KIND OF BUSINESS AND CITY SIZE—Continued
Establishments, Sales, and Annual Payroll

| Division and city size | Estab- lishments (Number) | Sales (\$1,000) | Payroll, entire year (\$1,000) | Estab- lishments (Number) | Sales (\$1,000) | Payroll, entire year (\$1,000) | Estab- lishments (Number) | Sales (\$1,000) | Payroll, entire year (\$1,000) |
|---|--------------------------------------|--------------------|--------------------------------------|---|--------------------|--------------------------------------|---|--------------------|--------------------------------------|
| WEST NORTH CENTRAL | RETAIL TRADE, TOTAL | | | FOOD STORES, TOTAL ¹ | | | Grocery stores | | |
| | United States, total..... | 176,207 | 16,181,312 | 1,604,697 | 30,279 | 3,222,470 | 197,369 | 23,747 | 2,937,825 |
| Cities with--500,000 or more inhabitants..... | 15,884 | 2,010,506 | 268,052 | 3,891 | 387,984 | 28,314 | 2,188 | 319,697 | 21,484 |
| 250,000 to 499,999 inhabitants..... | 10,953 | 1,666,164 | 219,091 | 2,119 | 302,291 | 21,326 | 1,523 | 266,138 | 17,491 |
| 100,000 to 249,999 inhabitants..... | 7,431 | 929,339 | 109,481 | 1,385 | 195,682 | 13,317 | 1,094 | 181,132 | 11,576 |
| 50,000 to 99,999 inhabitants..... | 8,515 | 1,032,697 | 124,900 | 1,457 | 195,833 | 12,764 | 1,196 | 184,085 | 11,338 |
| 25,000 to 49,999 inhabitants..... | 9,235 | 1,075,645 | 121,456 | 1,561 | 217,494 | 14,006 | 1,247 | 201,583 | 12,282 |
| 10,000 to 24,999 inhabitants..... | 17,934 | 1,962,849 | 203,402 | 2,901 | 427,529 | 29,048 | 2,367 | 402,456 | 26,026 |
| 5,000 to 9,999 inhabitants..... | 14,946 | 1,457,930 | 138,432 | 2,240 | 305,741 | 19,347 | 1,791 | 284,984 | 17,131 |
| 2,500 to 4,999 inhabitants..... | 16,294 | 1,461,312 | 122,343 | 2,318 | 288,806 | 16,918 | 1,809 | 267,821 | 14,968 |
| Remainder of United States..... | 75,315 | 4,584,870 | 297,540 | 12,407 | 901,108 | 42,329 | 10,532 | 829,929 | 38,131 |
| | Meat markets, fish (seafood) markets | | | Fruit stores, vegetable markets | | | Candy, nut, confectionery stores | | |
| | United States, total..... | 1,231 | 91,569 | 6,812 | 619 | 22,144 | (D) | 1,406 | 32,950 |
| Cities with--500,000 or more inhabitants..... | 255 | 24,785 | 2,196 | 125 | 4,536 | (D) | 658 | 13,900 | 571 |
| 250,000 to 499,999 inhabitants..... | 129 | (D) | (D) | 37 | (D) | (D) | 76 | (D) | (D) |
| 100,000 to 249,999 inhabitants..... | 49 | (D) | (D) | 39 | 1,121 | 22 | 59 | 1,534 | (D) |
| 50,000 to 99,999 inhabitants..... | 35 | 3,136 | 264 | 31 | 1,041 | 42 | 39 | 1,185 | 155 |
| 25,000 to 49,999 inhabitants..... | 43 | 4,970 | 356 | 44 | 1,575 | 49 | 80 | 2,075 | 164 |
| 10,000 to 24,999 inhabitants..... | 79 | 7,449 | 571 | 49 | 2,191 | 91 | 134 | 3,273 | 203 |
| 5,000 to 9,999 inhabitants..... | 71 | 5,571 | 364 | 34 | 1,101 | 48 | 82 | 1,707 | 157 |
| 2,500 to 4,999 inhabitants..... | 103 | 6,383 | 398 | 49 | (D) | 23 | 66 | (D) | 51 |
| Remainder of United States..... | 467 | 20,452 | 1,209 | 211 | 7,449 | 127 | 221 | 3,900 | 131 |
| | Bakery products stores | | | EATING, DRINKING PLACES, TOTAL ² | | | Eating places (including refreshment stands) | | |
| | United States, total..... | 1,611 | 57,361 | 12,279 | 32,885 | 1,073,924 | 187,039 | 20,302 | 680,140 |
| Cities with--500,000 or more inhabitants..... | 333 | 12,799 | 2,933 | 3,802 | 173,062 | 37,980 | 1,806 | 101,297 | 26,898 |
| 250,000 to 499,999 inhabitants..... | 157 | 6,763 | 1,493 | 2,300 | 130,142 | 32,264 | 1,343 | 78,100 | 23,970 |
| 100,000 to 249,999 inhabitants..... | 72 | 2,798 | 627 | 1,516 | 57,658 | 11,530 | 1,014 | 42,301 | 9,318 |
| 50,000 to 99,999 inhabitants..... | 69 | 2,587 | 583 | 1,763 | 64,470 | 11,766 | 1,117 | 42,102 | 9,000 |
| 25,000 to 49,999 inhabitants..... | 81 | 3,709 | 861 | 1,881 | 70,744 | 12,796 | 1,143 | 44,991 | 9,492 |
| 10,000 to 24,999 inhabitants..... | 148 | 6,777 | 1,755 | 2,995 | 103,490 | 19,745 | 1,993 | 68,452 | 14,267 |
| 5,000 to 9,999 inhabitants..... | 136 | 5,772 | 2,441 | 2,441 | 83,819 | 13,900 | 1,677 | 56,131 | 10,656 |
| 2,500 to 4,999 inhabitants..... | 177 | 5,900 | 1,134 | 2,614 | 77,879 | 12,030 | 1,799 | 52,666 | 9,695 |
| Remainder of United States..... | 438 | 10,256 | 1,626 | 13,483 | 312,560 | 36,028 | 8,410 | 194,098 | 28,262 |
| | Drinking places | | | GENERAL MERCHANDISE GROUP, TOTAL ² | | | Department stores | | |
| | United States, total..... | 12,539 | 392,880 | 45,481 | 8,007 | 1,638,715 | 232,738 | 304 | 902,958 |
| Cities with--500,000 or more inhabitants..... | 1,986 | 71,447 | 11,082 | 395 | 350,720 | 64,807 | 17 | (D) | (D) |
| 250,000 to 499,999 inhabitants..... | 1,047 | 52,042 | 8,294 | 263 | (D) | (D) | 22 | 187,730 | 31,150 |
| 100,000 to 249,999 inhabitants..... | 502 | 15,357 | 2,212 | 179 | 114,021 | 18,070 | 20 | 81,434 | 13,100 |
| 50,000 to 99,999 inhabitants..... | 642 | 22,290 | 2,766 | 182 | 161,940 | 25,734 | 41 | 126,271 | 20,098 |
| 25,000 to 49,999 inhabitants..... | 738 | 25,753 | 3,304 | 238 | 129,943 | 19,940 | 61 | 77,887 | 12,233 |
| 10,000 to 24,999 inhabitants..... | 998 | 34,986 | 4,478 | 579 | 203,675 | 28,382 | 93 | 97,745 | 13,564 |
| 5,000 to 9,999 inhabitants..... | 764 | 27,688 | 3,244 | 584 | 110,419 | 14,423 | 40 | (D) | (D) |
| 2,500 to 4,999 inhabitants..... | 813 | 25,165 | 2,335 | 741 | (D) | (D) | 9 | 5,175 | 639 |
| Remainder of United States..... | 5,049 | 118,152 | 7,766 | 4,846 | 260,503 | 15,623 | 1 | (D) | (D) |
| | Variety stores | | | General merchandise stores, n.e.c. | | | APPAREL, ACCESSORIES STORES, TOTAL ¹ | | |
| | United States, total..... | 2,285 | 240,093 | 38,166 | 5,358 | 494,538 | 43,829 | 9,467 | 808,953 |
| Cities with--500,000 or more inhabitants..... | 172 | 29,313 | 5,616 | 204 | (D) | (D) | 1,110 | 142,266 | 22,584 |
| 250,000 to 499,999 inhabitants..... | 114 | 21,161 | (D) | 125 | (D) | (D) | 775 | 125,860 | (D) |
| 100,000 to 249,999 inhabitants..... | 78 | (D) | (D) | 79 | (D) | (D) | 490 | 63,167 | (D) |
| 50,000 to 99,999 inhabitants..... | 78 | 23,409 | 4,029 | 59 | 12,134 | 1,607 | 604 | 74,612 | 11,530 |
| 25,000 to 49,999 inhabitants..... | 89 | 23,800 | 4,103 | 88 | 28,256 | 3,604 | 716 | 71,637 | 9,537 |
| 10,000 to 24,999 inhabitants..... | 214 | 42,487 | 7,343 | 268 | 63,383 | 7,475 | 1,506 | 121,691 | 15,209 |
| 5,000 to 9,999 inhabitants..... | 225 | 26,865 | 4,138 | 317 | 62,731 | 7,419 | 1,089 | 76,927 | 8,323 |
| 2,500 to 4,999 inhabitants..... | 329 | (D) | 3,155 | 401 | 58,815 | 5,875 | 1,019 | 59,593 | 5,254 |
| Remainder of United States..... | 986 | 32,513 | 2,966 | 3,817 | 227,204 | 12,653 | 2,068 | 73,200 | 4,934 |
| | Shoe stores | | | Women's clothing, specialty stores | | | FURNITURE, HOME FURNISHINGS, APPLIANCE DEALERS, TOTAL ² | | |
| | United States, total..... | 2,089 | 133,076 | 15,997 | 3,261 | 302,550 | 41,166 | 8,844 | 714,866 |
| Cities with--500,000 or more inhabitants..... | 283 | 21,666 | 2,970 | 377 | 55,532 | 8,069 | 774 | 119,140 | 18,531 |
| 250,000 to 499,999 inhabitants..... | 179 | 17,872 | 2,424 | 236 | 55,554 | (D) | 539 | (D) | 13,224 |
| 100,000 to 249,999 inhabitants..... | 119 | 11,345 | 1,556 | 143 | 23,415 | 3,420 | 403 | 50,270 | (D) |
| 50,000 to 99,999 inhabitants..... | 155 | 12,458 | 1,609 | 219 | 28,344 | 4,273 | 523 | 67,711 | 10,874 |
| 25,000 to 49,999 inhabitants..... | 183 | 16,744 | 2,051 | 271 | 26,462 | 3,699 | 533 | 54,598 | 7,931 |
| 10,000 to 24,999 inhabitants..... | 367 | 22,958 | 2,782 | 598 | 50,362 | 6,695 | 1,169 | 98,101 | 12,470 |
| 5,000 to 9,999 inhabitants..... | 254 | 13,802 | 1,466 | 398 | 26,495 | 2,937 | 1,009 | 68,389 | 7,765 |
| 2,500 to 4,999 inhabitants..... | 232 | 8,793 | 773 | 395 | 19,571 | (D) | 1,036 | (D) | (D) |
| Remainder of United States..... | 317 | 7,438 | 366 | 624 | 16,815 | 1,119 | 2,858 | 114,143 | 8,707 |

Standard Notes: (D) Withheld to avoid disclosure. (NA) Not available. n.e.c. Not elsewhere classified. XXX Not applicable. (Z) Less than \$500. ... Represents zero.

¹Includes kinds of business not shown separately; may also include data for establishments without payroll which could not be classified by detailed kind of business. See introduction for explanation. ²May include data for establishments without payroll which could not be classified by detailed kind of business. See Introduction for explanation.

UNITED STATES SUMMARY

Table 1M. RETAIL TRADE: 1954—GEOGRAPHIC DIVISIONS, BY KIND OF BUSINESS AND CITY SIZE—Continued
Establishments, Sales, and Annual Payroll

| Division and city size | Estab- lishments (Number) | Sales (\$1,000) | Payroll, entire year (\$1,000) | Estab- lishments (Number) | Sales (\$1,000) | Payroll, entire year (\$1,000) | Estab- lishments (Number) | Sales (\$1,000) | Payroll, entire year (\$1,000) |
|---|---|--------------------|--------------------------------------|--|--------------------|--------------------------------------|--|--------------------|--------------------------------------|
| WEST NORTH CENTRAL—Continued | Furniture, home furnishings stores | | | Household appliance, radio, TV stores | | | AUTOMOTIVE GROUP, TOTAL¹ | | |
| United States, total..... | 4,095 | 427,868 | 60,246 | 4,721 | 286,574 | 33,059 | 10,382 | 2,968,094 | 270,121 |
| Cities with--500,000 or more inhabitants..... | 517 | 92,221 | 14,878 | 251 | 26,865 | 3,653 | 546 | 337,938 | 32,368 |
| 250,000 to 499,999 inhabitants..... | 320 | (D) | (D) | 217 | 26,994 | (D) | 504 | (D) | 28,872 |
| 100,000 to 249,999 inhabitants..... | 188 | (D) | (D) | 213 | (D) | 2,913 | 406 | 197,988 | 19,854 |
| 50,000 to 99,999 inhabitants..... | 275 | 42,694 | 7,350 | 244 | 24,951 | 3,524 | 558 | 197,363 | 20,603 |
| 25,000 to 49,999 inhabitants..... | 273 | 30,236 | 4,531 | 260 | 24,362 | 3,400 | 532 | 219,684 | 23,707 |
| 10,000 to 24,999 inhabitants..... | 490 | 48,053 | 6,449 | 671 | 49,890 | 6,021 | 1,339 | 438,097 | 42,832 |
| 5,000 to 9,999 inhabitants..... | 432 | 35,611 | 4,103 | 573 | 32,736 | 3,662 | 1,179 | 321,833 | 29,858 |
| 2,500 to 4,999 inhabitants..... | 447 | 31,827 | 3,061 | 587 | (D) | (D) | 1,385 | (D) | 24,774 |
| Remainder of United States..... | 1,153 | 60,346 | 4,911 | 1,705 | 53,797 | 3,796 | 3,933 | 663,727 | 47,253 |
| | Passenger car dealers (franchised) | | | Passenger car dealers (nonfranchised) | | | Tire, battery, accessory dealers | | |
| United States, total..... | 5,945 | 2,555,584 | 233,908 | 1,883 | 175,729 | 9,412 | 2,054 | 181,349 | 22,994 |
| Cities with--500,000 or more inhabitants..... | 147 | 279,047 | 27,107 | 228 | 36,129 | (D) | 141 | 18,031 | (D) |
| 250,000 to 499,999 inhabitants..... | 139 | 221,389 | 22,619 | 198 | (D) | 2,105 | 124 | 20,222 | (D) |
| 100,000 to 249,999 inhabitants..... | 91 | 151,405 | 16,104 | 171 | (D) | (D) | 89 | (D) | (D) |
| 50,000 to 99,999 inhabitants..... | 148 | 153,223 | 16,555 | 231 | 19,209 | 807 | 123 | 19,077 | 2,825 |
| 25,000 to 49,999 inhabitants..... | 250 | 185,815 | 20,178 | 110 | 10,511 | 567 | 125 | 18,389 | 2,701 |
| 10,000 to 24,999 inhabitants..... | 714 | 387,432 | 37,949 | 230 | 13,770 | 665 | 308 | 31,070 | 3,884 |
| 5,000 to 9,999 inhabitants..... | 731 | 289,268 | 27,047 | 134 | 9,121 | 483 | 266 | 19,916 | 2,204 |
| 2,500 to 4,999 inhabitants..... | 891 | 277,755 | 22,658 | 174 | 11,587 | 500 | 288 | (D) | 1,509 |
| Remainder of United States..... | 2,834 | 610,250 | 43,691 | 407 | 19,378 | 1,052 | 590 | 22,747 | 1,722 |
| | GASOLINE SERVICE STATIONS | | | LUMBER, BUILDING MATERIALS, HARDWARE, FARM EQUIPMENT DEALERS, TOTAL² | | | Farm equipment dealers | | |
| United States, total..... | 21,741 | 1,134,820 | 78,117 | 18,779 | 2,074,091 | 201,007 | 5,637 | 792,170 | 60,818 |
| Cities with--500,000 or more inhabitants..... | 1,301 | 94,978 | 9,015 | 558 | 96,620 | 13,326 | 11 | (D) | (D) |
| 250,000 to 499,999 inhabitants..... | 1,079 | 68,202 | 6,913 | 485 | 96,761 | 13,842 | 19 | 2,806 | (D) |
| 100,000 to 249,999 inhabitants..... | 869 | 58,344 | 5,202 | 356 | 60,458 | 7,133 | 30 | (D) | (D) |
| 50,000 to 99,999 inhabitants..... | 928 | 54,246 | 4,179 | 472 | 82,307 | 10,541 | 74 | 13,151 | 1,297 |
| 25,000 to 49,999 inhabitants..... | 1,010 | 63,192 | 5,195 | 541 | 100,167 | 11,689 | 108 | 21,277 | 2,585 |
| 10,000 to 24,999 inhabitants..... | 2,016 | 126,555 | 10,068 | 1,411 | 202,075 | 23,109 | 332 | 61,964 | 6,174 |
| 5,000 to 9,999 inhabitants..... | 1,665 | 100,953 | 7,353 | 1,564 | 197,503 | 20,936 | 441 | 78,648 | 7,038 |
| 2,500 to 4,999 inhabitants..... | 1,973 | 104,916 | 6,874 | 1,947 | 234,270 | 23,724 | 660 | 108,286 | 8,530 |
| Remainder of United States..... | 10,900 | 463,434 | 24,038 | 11,445 | 1,003,930 | 76,707 | 3,962 | 500,349 | 34,303 |
| | Lumber, building materials dealers | | | Plumbing, paint, electrical stores | | | Hardware stores | | |
| United States, total..... | 5,022 | 779,945 | 80,657 | 1,962 | 129,974 | 23,387 | 6,116 | 371,064 | 36,145 |
| Cities with--500,000 or more inhabitants..... | 111 | 51,497 | 6,308 | 147 | (D) | (D) | 287 | 23,937 | 3,347 |
| 250,000 to 499,999 inhabitants..... | 117 | 56,149 | 7,204 | 157 | 22,406 | 4,371 | 190 | 15,360 | (D) |
| 100,000 to 249,999 inhabitants..... | 105 | 35,671 | 3,576 | 108 | (D) | (D) | 113 | 10,316 | (D) |
| 50,000 to 99,999 inhabitants..... | 142 | 48,320 | 5,998 | 126 | 11,140 | 2,117 | 124 | 9,534 | 1,129 |
| 25,000 to 49,999 inhabitants..... | 164 | 50,603 | 5,265 | 149 | 11,830 | 1,810 | 118 | 16,395 | 2,029 |
| 10,000 to 24,999 inhabitants..... | 376 | 83,111 | 9,076 | 338 | 18,587 | 2,879 | 363 | 38,399 | 4,980 |
| 5,000 to 9,999 inhabitants..... | 399 | 65,294 | 7,222 | 241 | 10,705 | 1,526 | 483 | 42,856 | 5,150 |
| 2,500 to 4,999 inhabitants..... | 466 | 72,392 | 7,309 | 188 | 11,208 | 3,750 | 629 | 42,292 | 4,135 |
| Remainder of United States..... | 3,142 | 316,908 | 28,699 | 508 | 14,224 | 1,551 | 3,809 | 171,975 | 12,154 |
| | DRUG STORES, PROPRIETARY STORES | | | OTHER RETAIL STORES, TOTAL¹ | | | Liquor stores | | |
| United States, total..... | 6,001 | 507,691 | 59,331 | 22,013 | 1,604,865 | 126,300 | 3,634 | 266,349 | 14,467 |
| Cities with--500,000 or more inhabitants..... | 590 | 65,914 | 9,191 | 1,935 | 148,351 | 18,994 | 263 | 35,168 | 1,797 |
| 250,000 to 499,999 inhabitants..... | 515 | 71,062 | (D) | 1,472 | (D) | 14,900 | 180 | 20,650 | (D) |
| 100,000 to 249,999 inhabitants..... | 309 | 34,195 | 4,797 | 1,062 | (D) | (D) | 220 | 18,388 | 887 |
| 50,000 to 99,999 inhabitants..... | 312 | 39,399 | 5,063 | 1,175 | 80,495 | 9,835 | 158 | 15,355 | 634 |
| 25,000 to 49,999 inhabitants..... | 277 | 38,412 | 5,286 | 1,351 | 89,926 | 9,119 | 179 | 18,285 | 788 |
| 10,000 to 24,999 inhabitants..... | 574 | 63,762 | 7,888 | 2,670 | 161,206 | 14,026 | 426 | 30,139 | 1,298 |
| 5,000 to 9,999 inhabitants..... | 446 | 43,019 | 4,823 | 2,096 | 131,421 | 9,740 | 294 | 25,293 | 1,325 |
| 2,500 to 4,999 inhabitants..... | 535 | 43,865 | (D) | 2,031 | (D) | (D) | 306 | 22,515 | (D) |
| Remainder of United States..... | 2,443 | 108,063 | 8,518 | 8,221 | 651,908 | 32,201 | 1,608 | 80,556 | 5,170 |
| | Fuel, ice dealers | | | Feed, farm, garden supply stores | | | Jewelry stores | | |
| United States, total..... | 2,247 | 176,737 | 20,359 | 4,582 | 722,246 | 33,813 | 2,595 | 111,075 | 14,935 |
| Cities with--500,000 or more inhabitants..... | 213 | 26,740 | 3,075 | 34 | 4,816 | 650 | 230 | 17,505 | 2,938 |
| 250,000 to 499,999 inhabitants..... | 123 | 17,852 | 1,793 | 57 | 7,352 | (D) | 188 | 17,094 | (D) |
| 100,000 to 249,999 inhabitants..... | 59 | 10,602 | 1,410 | 64 | 5,391 | 355 | 119 | 10,157 | (D) |
| 50,000 to 99,999 inhabitants..... | 113 | 12,292 | 1,903 | 82 | 8,547 | 841 | 119 | 11,743 | 1,719 |
| 25,000 to 49,999 inhabitants..... | 119 | 9,458 | 1,366 | 125 | 18,056 | 1,093 | 153 | 9,179 | 1,324 |
| 10,000 to 24,999 inhabitants..... | 269 | 24,762 | 3,077 | 260 | 46,989 | 2,596 | 373 | 15,126 | 2,098 |
| 5,000 to 9,999 inhabitants..... | 274 | 18,620 | 2,377 | 354 | 53,836 | 2,792 | 373 | 10,749 | 1,173 |
| 2,500 to 4,999 inhabitants..... | 226 | 15,059 | 1,623 | 467 | 91,324 | (D) | 366 | 9,397 | 968 |
| Remainder of United States..... | 901 | 41,352 | 3,735 | 3,119 | 485,936 | 21,006 | 724 | 10,123 | 423 |

Standard Notes: (D) Withheld to avoid disclosure. (NA) Not available. n.e.c. Not elsewhere classified. XXX Not applicable. (Z) Less than \$500. ... Represents zero.
¹Includes kinds of business not shown separately; may also include data for establishments without payroll which could not be classified by detailed kind of business. See introduction for explanation.
²May include data for establishments without payroll which could not be classified by detailed kind of business. See Introduction for explanation.

RETAIL TRADE—AREA STATISTICS

Table 1M. RETAIL TRADE: 1954—GEOGRAPHIC DIVISIONS, BY KIND OF BUSINESS AND CITY SIZE—Continued
Establishments, Sales, and Annual Payroll

| Division and city size | Estab- lishments (Number) | Sales (\$1,000) | Payroll, entire year (\$1,000) | Estab- lishments (Number) | Sales (\$1,000) | Payroll, entire year (\$1,000) | Estab- lishments (Number) | Sales (\$1,000) | Payroll, entire year (\$1,000) |
|---|---------------------------------|--------------------|--------------------------------------|--|--------------------|--------------------------------------|---------------------------------------|--------------------|--------------------------------------|
| WEST NORTH CENTRAL—Continued | | | | | | | | | |
| | Book, stationery stores | | | Sporting goods, bicycle stores | | | Florists | | |
| United States, total..... | 439 | (D) | (D) | 778 | (D) | 3,368 | 1,104 | 38,798 | 6,626 |
| Cities with--500,000 or more inhabitants..... | 63 | (D) | (D) | 65 | 3,383 | 315 | 156 | 8,191 | 1,661 |
| 250,000 to 499,999 inhabitants..... | 69 | 4,905 | (D) | 72 | 6,095 | 842 | 125 | 6,196 | 1,068 |
| 100,000 to 249,999 inhabitants..... | 27 | (D) | (D) | 33 | 2,632 | 341 | 82 | 3,343 | (D) |
| 50,000 to 99,999 inhabitants..... | 46 | 4,084 | 677 | 69 | 3,894 | 437 | 74 | 3,290 | 700 |
| 25,000 to 49,999 inhabitants..... | 59 | 3,708 | 483 | 80 | 4,874 | 592 | 71 | 3,586 | 689 |
| 10,000 to 24,999 inhabitants..... | 78 | 4,483 | 572 | 147 | 5,763 | 416 | 165 | 5,756 | 999 |
| 5,000 to 9,999 inhabitants..... | 46 | 1,771 | 146 | 89 | 2,597 | 181 | 130 | 3,476 | 427 |
| 2,500 to 4,999 inhabitants..... | 27 | 1,632 | 105 | 60 | 1,264 | 60 | 104 | 2,327 | (D) |
| Remainder of United States..... | 24 | 360 | 16 | 163 | (D) | 184 | 197 | 2,633 | 181 |
| | Cigar stores, stands | | | News dealers, newsstands | | | Gift, novelty, souvenir stores | | |
| United States, total..... | 446 | 14,649 | 1,186 | 378 | 9,880 | 655 | 819 | 18,580 | 1,688 |
| Cities with--500,000 or more inhabitants..... | 92 | 3,676 | 308 | 43 | (D) | (D) | 131 | 3,525 | 271 |
| 250,000 to 499,999 inhabitants..... | 87 | (D) | 200 | 23 | 1,002 | 100 | 51 | 2,483 | (D) |
| 100,000 to 249,999 inhabitants..... | 37 | 862 | 68 | 23 | 620 | 64 | 34 | 1,338 | 106 |
| 50,000 to 99,999 inhabitants..... | 48 | 1,419 | 180 | 18 | 503 | 52 | 34 | 737 | 77 |
| 25,000 to 49,999 inhabitants..... | 33 | 1,338 | 169 | 34 | 1,063 | 68 | 64 | 1,633 | 171 |
| 10,000 to 24,999 inhabitants..... | 47 | 1,920 | 143 | 66 | 1,993 | 132 | 114 | 2,758 | 198 |
| 5,000 to 9,999 inhabitants..... | 23 | 786 | 63 | 64 | 1,485 | 68 | 89 | 1,413 | 92 |
| 2,500 to 4,999 inhabitants..... | 17 | (D) | 32 | 44 | (D) | (D) | 57 | 1,146 | (D) |
| Remainder of United States..... | 62 | 1,708 | 23 | 63 | 693 | 22 | 225 | 3,347 | 220 |
| | Music stores | | | Camera, photographic supply stores | | | NONSTORE RETAILERS, TOTAL | | |
| United States, total..... | 538 | 40,766 | 6,178 | 189 | (D) | (D) | 7,809 | 432,923 | 51,530 |
| Cities with--500,000 or more inhabitants..... | 74 | 9,521 | (D) | 31 | (D) | (D) | 982 | 93,533 | 12,942 |
| 250,000 to 499,999 inhabitants..... | 64 | (D) | 1,543 | 18 | 2,239 | 305 | 812 | 171,187 | 21,822 |
| 100,000 to 249,999 inhabitants..... | 38 | (D) | (D) | 16 | 1,396 | 158 | 456 | (D) | 3,471 |
| 50,000 to 99,999 inhabitants..... | 53 | 4,630 | 590 | 25 | 4,145 | 733 | 541 | 14,319 | 2,011 |
| 25,000 to 49,999 inhabitants..... | 62 | 4,888 | 601 | 29 | 1,921 | 250 | 595 | 19,848 | 2,250 |
| 10,000 to 24,999 inhabitants..... | 108 | 5,615 | 516 | 35 | 1,747 | 225 | 774 | 16,668 | 1,625 |
| 5,000 to 9,999 inhabitants..... | 69 | 2,857 | 220 | 18 | 535 | 48 | 633 | 17,906 | 1,964 |
| 2,500 to 4,999 inhabitants..... | 29 | 689 | 40 | 7 | 203 | 21 | 605 | (D) | 4,252 |
| Remainder of United States..... | 41 | 962 | 77 | 10 | 191 | 12 | 2,411 | 32,294 | 1,202 |
| | Mail order houses | | | Direct selling (house-to-house) organizations | | | Merchandise vending machine operators | | |
| United States, total..... | 126 | 238,083 | 30,186 | 7,184 | 160,957 | 18,595 | 499 | 33,883 | 2,758 |
| Cities with--500,000 or more inhabitants..... | 30 | 52,937 | 6,965 | 874 | 32,652 | 5,399 | 78 | 7,944 | 578 |
| 250,000 to 499,999 inhabitants..... | 24 | (D) | (D) | 712 | (D) | (D) | 76 | (D) | (D) |
| 100,000 to 249,999 inhabitants..... | 12 | (D) | (D) | 405 | 17,938 | (D) | 39 | (D) | (D) |
| 50,000 to 99,999 inhabitants..... | 15 | 470 | 90 | 487 | 11,887 | 1,734 | 39 | 1,962 | 187 |
| 25,000 to 49,999 inhabitants..... | 11 | 2,984 | 461 | 521 | 12,887 | 1,382 | 63 | 3,977 | 407 |
| 10,000 to 24,999 inhabitants..... | 6 | 1,023 | 148 | 691 | 13,510 | 1,375 | 77 | 2,135 | 102 |
| 5,000 to 9,999 inhabitants..... | 5 | 6,568 | 1,282 | 591 | 10,641 | 639 | 37 | 697 | 43 |
| 2,500 to 4,999 inhabitants..... | 10 | (D) | (D) | 569 | (D) | (D) | 26 | (D) | (D) |
| Remainder of United States..... | 13 | 627 | 55 | 2,334 | 29,148 | 949 | 64 | 2,519 | 198 |

Standard Notes: (D) Withheld to avoid disclosure. (NA) Not available. n.e.c. Not elsewhere classified. XXX Not applicable. (Z) Less than \$500. ... Represents zero.

Table 1M. RETAIL TRADE: 1954—GEOGRAPHIC DIVISIONS, BY KIND OF BUSINESS AND CITY SIZE—Continued
Establishments, Sales, and Annual Payroll

| Division and city size | Estab- lishments (Number) | Sales (\$1,000) | Payroll, entire year (\$1,000) | Estab- lishments (Number) | Sales (\$1,000) | Payroll, entire year (\$1,000) | Estab- lishments (Number) | Sales (\$1,000) | Payroll, entire year (\$1,000) |
|---|--------------------------------------|--------------------|--------------------------------------|---|--------------------|--------------------------------------|---|--------------------|--------------------------------------|
| SOUTH ATLANTIC | | | | | | | | | |
| | RETAIL TRADE, TOTAL | | | FOOD STORES, TOTAL ¹ | | | Grocery stores | | |
| United States, total..... | 217,866 | 20,608,887 | 2,199,033 | 55,727 | 4,727,629 | 269,273 | 46,912 | 4,380,095 | 237,670 |
| Cities with--500,000 or more inhabitants..... | 18,507 | 2,449,648 | 327,814 | 5,098 | 503,357 | 35,156 | 2,993 | 416,251 | 27,089 |
| 250,000 to 499,999 inhabitants..... | 4,340 | 753,489 | 92,471 | 911 | 132,391 | 8,548 | 693 | 123,196 | 7,713 |
| 100,000 to 249,999 inhabitants..... | 20,638 | 2,629,745 | 309,963 | 4,366 | 532,684 | 33,073 | 3,052 | 480,352 | 28,844 |
| 50,000 to 99,999 inhabitants..... | 20,286 | 2,531,311 | 296,547 | 4,691 | 518,928 | 31,081 | 3,869 | 483,598 | 27,270 |
| 25,000 to 49,999 inhabitants..... | 17,691 | 1,916,633 | 217,493 | 3,805 | 410,527 | 24,353 | 3,058 | 378,421 | 21,091 |
| 10,000 to 24,999 inhabitants..... | 22,198 | 2,273,707 | 228,272 | 5,175 | 521,976 | 29,492 | 4,331 | 488,551 | 26,447 |
| 5,000 to 9,999 inhabitants..... | 18,967 | 1,703,929 | 160,409 | 4,524 | 430,426 | 23,879 | 4,028 | 413,246 | 22,327 |
| 2,500 to 4,999 inhabitants..... | 18,725 | 1,521,770 | 131,260 | 4,339 | 359,374 | 19,174 | 3,879 | 346,709 | 18,286 |
| Remainder of United States..... | 76,514 | 4,828,655 | 374,804 | 22,818 | 1,317,966 | 63,617 | 21,029 | 1,249,771 | 58,603 |
| | Meat markets, fish (seafood) markets | | | Fruit stores, vegetable markets | | | Candy, nut, confectionery stores | | |
| United States, total..... | 2,014 | 104,406 | (D) | 1,575 | 46,354 | (D) | 2,004 | 47,280 | 3,367 |
| Cities with--500,000 or more inhabitants..... | 405 | 25,399 | (D) | 302 | 8,322 | (D) | 575 | 12,524 | 691 |
| 250,000 to 499,999 inhabitants..... | 25 | 1,744 | (D) | 75 | (D) | 92 | 17 | 571 | 78 |
| 100,000 to 249,999 inhabitants..... | 278 | 18,644 | 1,277 | 181 | 5,265 | 206 | 419 | 8,935 | 742 |
| 50,000 to 99,999 inhabitants..... | 158 | 9,858 | 772 | 167 | 5,413 | 284 | 180 | 3,860 | 303 |
| 25,000 to 49,999 inhabitants..... | 202 | 9,914 | 670 | 128 | 4,544 | 299 | 167 | 4,130 | 286 |
| 10,000 to 24,999 inhabitants..... | 184 | 8,749 | 589 | 153 | 4,463 | 218 | 177 | 4,357 | 311 |
| 5,000 to 9,999 inhabitants..... | 148 | 6,154 | 389 | 111 | 2,822 | 147 | 61 | 1,337 | 69 |
| 2,500 to 4,999 inhabitants..... | 177 | 6,413 | 369 | 71 | (D) | 40 | 75 | 1,750 | 133 |
| Remainder of United States..... | 437 | 17,531 | 836 | 387 | 12,411 | 847 | 333 | 9,816 | 754 |
| | Bakery products stores | | | EATING, DRINKING PLACES, TOTAL ² | | | Eating places (including refreshment stands) | | |
| United States, total..... | 1,265 | 53,066 | 11,092 | 32,658 | 1,330,105 | 233,465 | 23,758 | 1,006,143 | 196,192 |
| Cities with--500,000 or more inhabitants..... | 268 | 13,980 | 3,036 | 3,874 | 242,218 | 54,923 | 2,264 | 166,061 | 44,349 |
| 250,000 to 499,999 inhabitants..... | 29 | 1,156 | 256 | 744 | 41,969 | 7,741 | 615 | 36,081 | 6,966 |
| 100,000 to 249,999 inhabitants..... | 189 | 9,016 | 2,024 | 3,865 | 187,587 | 33,138 | 2,593 | 137,897 | 27,385 |
| 50,000 to 99,999 inhabitants..... | 143 | 7,301 | 1,668 | 3,446 | 139,920 | 25,046 | 2,588 | 111,178 | 21,987 |
| 25,000 to 49,999 inhabitants..... | 126 | 5,180 | 1,090 | 3,084 | 137,743 | 25,934 | 2,264 | 107,888 | 22,520 |
| 10,000 to 24,999 inhabitants..... | 155 | 5,932 | 1,134 | 2,918 | 102,000 | 16,314 | 2,319 | 82,970 | 14,512 |
| 5,000 to 9,999 inhabitants..... | 95 | 3,329 | 675 | 2,376 | 76,650 | 11,614 | 1,911 | 61,025 | 9,956 |
| 2,500 to 4,999 inhabitants..... | 76 | 1,454 | 238 | 2,273 | 67,785 | 9,560 | 1,767 | 51,501 | 7,826 |
| Remainder of United States..... | 184 | 5,718 | 971 | 10,078 | 334,233 | 49,195 | 7,437 | 251,542 | 40,691 |
| | Drinking places | | | GENERAL MERCHANDISE GROUP, TOTAL ² | | | Department stores | | |
| United States, total..... | 8,802 | 322,508 | 37,273 | 13,549 | 2,385,647 | 329,905 | 447 | 1,253,474 | 210,093 |
| Cities with--500,000 or more inhabitants..... | 1,600 | 75,987 | 10,574 | 491 | 364,650 | 68,964 | 32 | 303,872 | 59,396 |
| 250,000 to 499,999 inhabitants..... | 129 | 5,888 | 775 | 118 | 135,950 | 21,979 | 5 | 117,884 | 19,355 |
| 100,000 to 249,999 inhabitants..... | 1,262 | 49,514 | 5,753 | 593 | 354,899 | 59,348 | 46 | 268,241 | 47,100 |
| 50,000 to 99,999 inhabitants..... | 852 | 28,592 | 3,059 | 640 | 369,606 | 55,746 | 105 | 254,089 | 40,367 |
| 25,000 to 49,999 inhabitants..... | 816 | 29,761 | 3,414 | 517 | 198,400 | 29,778 | 74 | 115,196 | 18,542 |
| 10,000 to 24,999 inhabitants..... | 589 | 18,906 | 1,802 | 892 | 196,095 | 26,072 | 81 | 69,037 | 9,556 |
| 5,000 to 9,999 inhabitants..... | 455 | 15,523 | 1,658 | 961 | 132,683 | 16,422 | 52 | 29,606 | 3,940 |
| 2,500 to 4,999 inhabitants..... | 500 | 16,192 | 1,734 | 1,209 | 114,817 | 13,145 | 25 | 14,783 | 1,878 |
| Remainder of United States..... | 2,599 | 82,145 | 8,504 | 8,128 | 518,547 | 38,451 | 27 | 80,766 | 9,964 |
| | Variety stores | | | General merchandise stores, n.e.c. | | | APPAREL, ACCESSORIES STORES, TOTAL ¹ | | |
| United States, total..... | 2,848 | 441,463 | 65,436 | 10,080 | 687,196 | 54,376 | 14,177 | 1,288,176 | 165,968 |
| Cities with--500,000 or more inhabitants..... | 246 | 44,860 | 7,460 | 211 | 15,842 | 2,108 | 1,553 | 186,134 | 27,371 |
| 250,000 to 499,999 inhabitants..... | 70 | 13,863 | 2,167 | 41 | 4,195 | 457 | 346 | 49,055 | 7,123 |
| 100,000 to 249,999 inhabitants..... | 249 | 62,503 | 9,553 | 292 | 24,101 | 2,695 | 1,643 | 210,273 | 30,223 |
| 50,000 to 99,999 inhabitants..... | 245 | 68,181 | 10,588 | 278 | 46,530 | 4,796 | 1,795 | 201,492 | 28,291 |
| 25,000 to 49,999 inhabitants..... | 167 | 55,169 | 8,198 | 270 | 27,915 | 3,038 | 1,927 | 185,908 | 22,779 |
| 10,000 to 24,999 inhabitants..... | 280 | 61,867 | 9,004 | 521 | 65,077 | 7,512 | 1,949 | 158,479 | 18,815 |
| 5,000 to 9,999 inhabitants..... | 308 | 45,979 | 6,638 | 589 | 56,840 | 5,844 | 1,511 | 97,933 | 10,361 |
| 2,500 to 4,999 inhabitants..... | 388 | 36,712 | 5,169 | 784 | 63,122 | 6,098 | 1,322 | 79,116 | 8,644 |
| Remainder of United States..... | 895 | 52,329 | 6,659 | 7,094 | 383,574 | 21,828 | 2,131 | 119,786 | 12,361 |
| | Shoe stores | | | Women's clothing, specialty stores | | | FURNITURE, HOME FURNISHINGS, APPLIANCE DEALERS, TOTAL ² | | |
| United States, total..... | 2,432 | 213,496 | 27,196 | 5,171 | 499,719 | 64,946 | 11,437 | 1,054,056 | 155,114 |
| Cities with--500,000 or more inhabitants..... | 309 | 33,202 | 4,470 | 541 | 69,889 | 11,122 | 826 | 131,104 | 20,436 |
| 250,000 to 499,999 inhabitants..... | 80 | 12,835 | 1,695 | 126 | (D) | (D) | 244 | 31,013 | 5,014 |
| 100,000 to 249,999 inhabitants..... | 376 | 40,365 | 5,408 | 571 | 82,759 | 11,705 | 1,246 | 152,815 | 23,560 |
| 50,000 to 99,999 inhabitants..... | 401 | 39,982 | 5,212 | 668 | (D) | (D) | 1,221 | 146,747 | 24,325 |
| 25,000 to 49,999 inhabitants..... | 354 | 34,937 | 4,241 | 785 | 80,881 | 9,484 | 1,131 | 122,534 | 19,237 |
| 10,000 to 24,999 inhabitants..... | 386 | 25,646 | 3,264 | 790 | 66,696 | 7,498 | 1,538 | 141,383 | 21,318 |
| 5,000 to 9,999 inhabitants..... | 194 | 9,278 | 989 | 542 | 32,638 | 3,322 | 1,281 | 92,845 | 12,971 |
| 2,500 to 4,999 inhabitants..... | 126 | 5,466 | 531 | 484 | (D) | (D) | 1,176 | 81,596 | 10,206 |
| Remainder of United States..... | 206 | 11,785 | 1,386 | 664 | 35,255 | 3,777 | 2,774 | 154,019 | 18,047 |

Standard Notes: (D) Withheld to avoid disclosure. (NA) Not available. n.e.c. Not elsewhere classified. XXX Not applicable. (Z) Less than \$500. ... Represents zero.
¹Includes kinds of business not shown separately; may also include data for establishments without payroll which could not be classified by detailed kind of business. See introduction for explanation. ²May include data for establishments without payroll which could not be classified by detailed kind of business. See introduction for explanation.

Table 1M. RETAIL TRADE: 1954—GEOGRAPHIC DIVISIONS, BY KIND OF BUSINESS AND CITY SIZE—Continued
Establishments, Sales, and Annual Payroll

| Division and city size | Estab- lishments (Number) | Sales (\$1,000) | Payroll, entire year (\$1,000) | Estab- lishments (Number) | Sales (\$1,000) | Payroll, entire year (\$1,000) | Estab- lishments (Number) | Sales (\$1,000) | Payroll, entire year (\$1,000) |
|---|------------------------------------|--------------------|--------------------------------------|---|--------------------|--------------------------------------|--------------------------------------|--------------------|--------------------------------------|
| SOUTH ATLANTIC—Continued | | | | | | | | | |
| | Furniture, home furnishings stores | | | Household appliance, radio, TV stores | | | AUTOMOTIVE GROUP, TOTAL ¹ | | |
| United States, total..... | 6,982 | 687,962 | 106,954 | 4,405 | 365,400 | 48,160 | 11,475 | 3,773,753 | 365,160 |
| Cities with--500,000 or more inhabitants..... | 554 | 86,913 | 15,201 | 268 | 44,145 | 5,235 | 495 | 350,599 | 37,530 |
| 250,000 to 499,999 inhabitants..... | 162 | 21,722 | 3,513 | 78 | 9,169 | 1,501 | 197 | 113,069 | 10,810 |
| 100,000 to 249,999 inhabitants..... | 815 | 104,279 | 16,978 | 425 | 48,406 | 6,582 | 950 | 514,110 | 49,101 |
| 50,000 to 99,999 inhabitants..... | 765 | 97,117 | 16,796 | 452 | 49,564 | 7,529 | 1,083 | 479,090 | 49,828 |
| 25,000 to 49,999 inhabitants..... | 683 | 73,290 | 11,692 | 440 | 49,172 | 7,545 | 1,031 | 361,723 | 38,594 |
| 10,000 to 24,999 inhabitants..... | 916 | 88,882 | 14,350 | 620 | 52,489 | 6,968 | 1,518 | 506,465 | 50,494 |
| 5,000 to 9,999 inhabitants..... | 778 | 60,304 | 8,959 | 501 | 32,525 | 4,012 | 1,469 | 385,232 | 36,712 |
| 2,500 to 4,999 inhabitants..... | 691 | 52,706 | 6,867 | 479 | 28,832 | 3,339 | 1,375 | 338,849 | 29,510 |
| Remainder of United States..... | 1,618 | 102,749 | 12,598 | 1,142 | 51,098 | 5,449 | 3,357 | 724,616 | 62,581 |
| | Passenger car dealers (franchised) | | | Passenger car dealers (nonfranchised) | | | Tire, battery, accessory dealers | | |
| United States, total..... | 5,046 | 3,055,039 | 302,970 | 3,047 | 362,638 | 19,775 | 2,657 | 279,099 | 36,055 |
| Cities with--500,000 or more inhabitants..... | 153 | 286,791 | 30,492 | 183 | 38,457 | 3,500 | 130 | 21,939 | 3,148 |
| 250,000 to 499,999 inhabitants..... | 36 | 87,705 | 8,199 | 81 | 10,880 | (D) | 61 | 11,853 | 1,849 |
| 100,000 to 249,999 inhabitants..... | 181 | 376,745 | 36,797 | 400 | 78,549 | 4,379 | 228 | 40,595 | 6,290 |
| 50,000 to 99,999 inhabitants..... | 327 | 360,173 | 39,644 | 445 | 64,356 | 3,100 | 217 | 44,822 | 6,558 |
| 25,000 to 49,999 inhabitants..... | 385 | 284,226 | 31,286 | 299 | 35,409 | 1,876 | 248 | 33,341 | 4,517 |
| 10,000 to 24,999 inhabitants..... | 699 | 425,868 | 43,010 | 334 | 31,389 | 1,604 | 402 | 44,173 | 5,634 |
| 5,000 to 9,999 inhabitants..... | 754 | 329,188 | 32,358 | 291 | 22,657 | 1,004 | 383 | 30,208 | 3,162 |
| 2,500 to 4,999 inhabitants..... | 768 | 292,165 | 26,270 | 203 | 22,036 | (D) | 370 | 21,290 | 2,056 |
| Remainder of United States..... | 1,743 | 612,178 | 54,914 | 811 | 58,905 | 2,770 | 618 | 30,878 | 2,841 |
| | GASOLINE SERVICE STATIONS | | | LUMBER, BUILDING MATERIALS, HARDWARE, FARM EQUIPMENT DEALERS, TOTAL ² | | | Farm equipment dealers | | |
| United States, total..... | 26,165 | 1,439,628 | 110,627 | 9,284 | 1,397,398 | 163,369 | 1,532 | 256,084 | 26,946 |
| Cities with--500,000 or more inhabitants..... | 1,036 | 105,895 | 11,950 | 547 | 82,244 | 10,824 | 2 | (D) | (D) |
| 250,000 to 499,999 inhabitants..... | 467 | 34,470 | 3,376 | 147 | 42,931 | 5,322 | 12 | (D) | (D) |
| 100,000 to 249,999 inhabitants..... | 2,049 | 134,514 | 12,191 | 731 | 121,244 | 15,333 | 31 | 11,275 | 1,411 |
| 50,000 to 99,999 inhabitants..... | 2,075 | 136,012 | 12,648 | 688 | 145,488 | 19,003 | 60 | 13,692 | 1,528 |
| 25,000 to 49,999 inhabitants..... | 1,799 | 111,752 | 9,482 | 635 | 123,962 | 16,136 | 53 | 11,348 | 1,454 |
| 10,000 to 24,999 inhabitants..... | 2,575 | 146,610 | 11,264 | 993 | 183,505 | 22,329 | 176 | 37,619 | 4,514 |
| 5,000 to 9,999 inhabitants..... | 2,196 | 127,629 | 9,888 | 938 | 142,897 | 16,972 | 168 | 28,488 | 3,027 |
| 2,500 to 4,999 inhabitants..... | 2,328 | 119,195 | 7,702 | 1,092 | 131,715 | 14,302 | 243 | 40,876 | 4,079 |
| Remainder of United States..... | 11,640 | 523,551 | 32,126 | 3,513 | 423,412 | 43,148 | 787 | 111,645 | 10,814 |
| | Lumber, building materials dealers | | | Plumbing, paint, electrical stores | | | Hardware stores | | |
| United States, total..... | 2,629 | 704,012 | 83,766 | 1,312 | 96,377 | 15,001 | 3,785 | 340,009 | 37,656 |
| Cities with--500,000 or more inhabitants..... | 113 | 54,638 | 6,743 | 111 | (D) | (D) | 317 | 15,031 | 1,616 |
| 250,000 to 499,999 inhabitants..... | 39 | 32,188 | 3,887 | 35 | (D) | (D) | 61 | 5,373 | 658 |
| 100,000 to 249,999 inhabitants..... | 206 | 67,895 | 8,244 | 173 | 15,832 | 2,614 | 321 | 26,186 | 3,064 |
| 50,000 to 99,999 inhabitants..... | 201 | 86,191 | 10,823 | 196 | 21,698 | 3,479 | 231 | 29,907 | 3,173 |
| 25,000 to 49,999 inhabitants..... | 184 | 59,284 | 7,722 | 179 | 13,601 | 1,972 | 213 | 39,559 | 4,988 |
| 10,000 to 24,999 inhabitants..... | 292 | 84,816 | 10,029 | 200 | 13,509 | 1,923 | 223 | 10,522 | 5,863 |
| 5,000 to 9,999 inhabitants..... | 274 | 73,105 | 8,927 | 101 | 4,477 | 617 | 395 | 36,827 | 4,401 |
| 2,500 to 4,999 inhabitants..... | 278 | 49,123 | 5,617 | 86 | 2,622 | 309 | 481 | 38,882 | 4,297 |
| Remainder of United States..... | 1,042 | 196,772 | 21,774 | 231 | 7,949 | 964 | 1,443 | 106,722 | 9,596 |
| | DRUG STORES, PROPRIETARY STORES | | | OTHER RETAIL STORES, TOTAL ¹ | | | Liquor stores | | |
| United States, total..... | 7,011 | 691,005 | 95,602 | 27,351 | 2,053,365 | 184,517 | 3,678 | 512,369 | 23,359 |
| Cities with--500,000 or more inhabitants..... | 750 | 105,609 | 14,937 | 2,596 | 276,295 | 30,512 | 572 | 107,095 | 5,512 |
| 250,000 to 499,999 inhabitants..... | 216 | 23,849 | 3,456 | 694 | 68,496 | 7,197 | 207 | 26,778 | 1,368 |
| 100,000 to 249,999 inhabitants..... | 845 | 92,172 | 13,101 | 3,034 | 268,376 | 29,473 | 418 | 69,145 | 3,309 |
| 50,000 to 99,999 inhabitants..... | 724 | 75,169 | 11,493 | 2,856 | 228,666 | 25,078 | 436 | 69,296 | 2,587 |
| 25,000 to 49,999 inhabitants..... | 567 | 66,147 | 9,996 | 2,448 | 175,103 | 17,862 | 253 | 41,716 | 1,634 |
| 10,000 to 24,999 inhabitants..... | 699 | 74,516 | 10,991 | 2,976 | 213,359 | 18,363 | 298 | 44,556 | 1,734 |
| 5,000 to 9,999 inhabitants..... | 634 | 59,820 | 8,447 | 2,476 | 145,144 | 11,958 | 252 | 29,267 | 1,210 |
| 2,500 to 4,999 inhabitants..... | 650 | 53,114 | 6,701 | 2,426 | 162,800 | 11,366 | 295 | 29,832 | 1,293 |
| Remainder of United States..... | 1,926 | 140,609 | 16,480 | 7,845 | 515,126 | 32,708 | 947 | 94,684 | 4,712 |
| | Fuel, ice dealers | | | Feed, farm, garden supply stores | | | Jewelry stores | | |
| United States, total..... | 3,041 | 318,276 | 40,329 | 3,158 | 563,209 | 30,721 | 3,021 | 181,068 | 30,332 |
| Cities with--500,000 or more inhabitants..... | 223 | 48,120 | 6,378 | 26 | (D) | (D) | 270 | 30,423 | 5,609 |
| 250,000 to 499,999 inhabitants..... | 18 | 1,062 | 138 | 24 | 10,604 | 531 | 86 | 13,244 | 2,484 |
| 100,000 to 249,999 inhabitants..... | 325 | 57,807 | 7,619 | 164 | 36,506 | 2,461 | 311 | 27,665 | 4,780 |
| 50,000 to 99,999 inhabitants..... | 298 | 34,347 | 4,488 | 162 | 25,454 | 1,842 | 332 | 28,546 | 5,257 |
| 25,000 to 49,999 inhabitants..... | 233 | 23,654 | 3,230 | 165 | 32,356 | 2,314 | 307 | 21,078 | 3,700 |
| 10,000 to 24,999 inhabitants..... | 334 | 30,286 | 3,984 | 337 | 69,761 | 3,813 | 412 | 21,758 | 3,543 |
| 5,000 to 9,999 inhabitants..... | 288 | 21,914 | 2,917 | 342 | 50,216 | 3,058 | 416 | 14,625 | 2,107 |
| 2,500 to 4,999 inhabitants..... | 287 | 20,720 | 2,583 | 440 | (D) | (D) | 383 | 11,151 | 1,397 |
| Remainder of United States..... | 1,035 | 80,366 | 8,992 | 1,498 | 251,855 | 11,801 | 504 | 12,578 | 1,455 |

Standard Notes: (D) Withheld to avoid disclosure. (NA) Not available. n.e.c. Not elsewhere classified. XXX Not applicable. (Z) Less than \$500. ... Represents zero.
¹Includes kinds of business not shown separately; may also include data for establishments without payroll which could not be classified by detailed kind of business. See introduction for explanation. ²May include data for establishments without payroll which could not be classified by detailed kind of business. See Introduction for explanation.

Table 1M RETAIL TRADE: 1954—GEOGRAPHIC DIVISIONS, BY KIND OF BUSINESS AND CITY SIZE—Continued
Establishments, Sales, and Annual Payroll

| Division and city size | Estab- lishments (Number) | Sales (\$1,000) | Payroll, entire year (\$1,000) | Estab- lishments (Number) | Sales (\$1,000) | Payroll, entire year (\$1,000) | Estab- lishments (Number) | Sales (\$1,000) | Payroll, entire year (\$1,000) |
|---|---------------------------------|--------------------|--------------------------------------|--|--------------------|--------------------------------------|---------------------------------------|--------------------|--------------------------------------|
| SOUTH ATLANTIC—Continued | | | | | | | | | |
| | Book, stationery stores | | | Sporting goods, bicycle stores | | | Florists | | |
| United States, total..... | 621 | (D) | (D) | 1,073 | 44,583 | (D) | 2,172 | 59,108 | 9,349 |
| Cities with--500,000 or more inhabitants..... | 115 | 14,244 | 2,297 | 87 | 5,956 | 668 | 218 | 8,545 | 1,409 |
| 250,000 to 499,999 inhabitants..... | 18 | (D) | (D) | 26 | (D) | (D) | 64 | 2,211 | 434 |
| 100,000 to 249,999 inhabitants..... | 84 | 9,010 | 1,873 | 126 | 7,104 | 848 | 243 | 8,266 | 1,501 |
| 50,000 to 99,999 inhabitants..... | 92 | 9,652 | 1,894 | 114 | 7,593 | 1,120 | 243 | 8,700 | 1,673 |
| 25,000 to 49,999 inhabitants..... | 74 | 5,622 | 956 | 124 | 5,806 | 568 | 159 | 6,151 | 1,115 |
| 10,000 to 24,999 inhabitants..... | 98 | 6,196 | 909 | 169 | 5,913 | 511 | 264 | 7,282 | 1,049 |
| 5,000 to 9,999 inhabitants..... | 60 | 3,372 | 472 | 105 | 2,465 | 184 | 213 | 4,863 | 538 |
| 2,500 to 4,999 inhabitants..... | 36 | 1,176 | 142 | 79 | (D) | 129 | 247 | 4,360 | 484 |
| Remainder of United States..... | 44 | 2,493 | 297 | 243 | 5,985 | 476 | 521 | 8,730 | 1,146 |
| | Cigar stores, stands | | | News dealers, newsstands | | | Gift, novelty, souvenir stores | | |
| United States, total..... | 348 | (D) | (D) | 744 | 22,868 | 1,626 | 1,586 | 34,891 | 3,075 |
| Cities with--500,000 or more inhabitants..... | 46 | (D) | 200 | 102 | 3,817 | (D) | 155 | 5,519 | 519 |
| 250,000 to 499,999 inhabitants..... | 9 | 481 | 52 | 16 | (D) | (D) | 18 | 620 | (D) |
| 100,000 to 249,999 inhabitants..... | 74 | 2,877 | 323 | 74 | 2,774 | 278 | 155 | 3,401 | 315 |
| 50,000 to 99,999 inhabitants..... | 47 | 1,451 | 159 | 78 | 2,212 | 222 | 169 | 4,064 | 378 |
| 25,000 to 49,999 inhabitants..... | 74 | 2,129 | 108 | 123 | 4,161 | 329 | 200 | 4,706 | 401 |
| 10,000 to 24,999 inhabitants..... | 36 | 985 | 74 | 89 | 2,584 | 164 | 177 | 3,306 | 255 |
| 5,000 to 9,999 inhabitants..... | 27 | 1,551 | 70 | 86 | 2,494 | 133 | 141 | 2,460 | 228 |
| 2,500 to 4,999 inhabitants..... | 12 | 212 | (D) | 68 | (D) | (D) | 130 | 2,126 | (D) |
| Remainder of United States..... | 23 | 784 | 42 | 108 | 2,665 | 128 | 441 | 8,689 | 746 |
| | Music stores | | | Camera, photographic supply stores | | | NONSTORE RETAILERS, TOTAL | | |
| United States, total..... | 633 | 43,588 | 6,025 | 292 | 22,277 | 2,725 | 9,032 | 468,125 | 66,033 |
| Cities with--500,000 or more inhabitants..... | 83 | 8,748 | 1,301 | 35 | 5,757 | 620 | 1,241 | 101,543 | 15,211 |
| 250,000 to 499,999 inhabitants..... | 19 | 1,994 | (D) | 7 | 684 | 102 | 256 | 80,296 | 11,905 |
| 100,000 to 249,999 inhabitants..... | 109 | 8,565 | 1,282 | 53 | 4,361 | 563 | 1,316 | 61,071 | 10,522 |
| 50,000 to 99,999 inhabitants..... | 130 | 10,071 | 1,356 | 39 | 3,736 | 525 | 1,067 | 90,193 | 14,008 |
| 25,000 to 49,999 inhabitants..... | 78 | 4,913 | 666 | 52 | 2,791 | 246 | 747 | 22,834 | 3,342 |
| 10,000 to 24,999 inhabitants..... | 104 | 4,498 | 582 | 31 | 1,941 | 339 | 965 | 29,319 | 2,820 |
| 5,000 to 9,999 inhabitants..... | 41 | 1,585 | 184 | 25 | 1,082 | 141 | 601 | 12,670 | 1,185 |
| 2,500 to 4,999 inhabitants..... | 23 | 576 | (D) | 14 | 427 | 18 | 535 | 13,409 | 950 |
| Remainder of United States..... | 46 | 2,638 | 263 | 36 | 1,498 | 171 | 2,304 | 56,790 | 6,090 |
| | Mail order houses | | | Direct selling (house-to-house) organizations | | | Merchandise vending machine operators | | |
| United States, total..... | 215 | (D) | (D) | 8,190 | 231,911 | 36,131 | 627 | (D) | (D) |
| Cities with--500,000 or more inhabitants..... | 25 | (D) | (D) | 1,125 | 44,039 | 7,593 | 91 | (D) | (D) |
| 250,000 to 499,999 inhabitants..... | 10 | (D) | (D) | 208 | 10,896 | (D) | 38 | (D) | (D) |
| 100,000 to 249,999 inhabitants..... | 45 | 6,539 | 874 | 1,186 | 40,183 | 8,199 | 85 | 14,349 | 1,449 |
| 50,000 to 99,999 inhabitants..... | 18 | (D) | (D) | 924 | 37,476 | 7,703 | 125 | (D) | (D) |
| 25,000 to 49,999 inhabitants..... | 21 | 584 | 50 | 665 | 15,894 | 2,657 | 61 | 6,356 | 635 |
| 10,000 to 24,999 inhabitants..... | 26 | 1,495 | 125 | 890 | 24,758 | 2,446 | 49 | 3,066 | 249 |
| 5,000 to 9,999 inhabitants..... | 7 | (D) | (D) | 557 | 10,866 | (D) | 37 | (D) | (D) |
| 2,500 to 4,999 inhabitants..... | 11 | 484 | 58 | 490 | 10,190 | 706 | 34 | 2,735 | 186 |
| Remainder of United States..... | 52 | 12,265 | 2,354 | 2,145 | 37,609 | 2,963 | 107 | 6,716 | 773 |

Standard Notes: (D) Withheld to avoid disclosure. (NA) Not available. n.e.c. Not elsewhere classified. XXX Not applicable. (Z) Less than \$500. ... Represents zero.

RETAIL TRADE—AREA STATISTICS

Table 1M. RETAIL TRADE: 1954—GEOGRAPHIC DIVISIONS, BY KIND OF BUSINESS AND CITY SIZE—Continued
Establishments, Sales, and Annual Payroll

| Division and city size | Estab- lishments (Number) | Sales (\$1,000) | Payroll, entire year (\$1,000) | Estab- lishments (Number) | Sales (\$1,000) | Payroll, entire year (\$1,000) | Estab- lishments (Number) | Sales (\$1,000) | Payroll, entire year (\$1,000) | |
|---|--------------------------------------|--------------------|--------------------------------------|---|--------------------|--------------------------------------|---|--------------------|--------------------------------------|--------|
| EAST SOUTH CENTRAL | RETAIL TRADE, TOTAL | | | FOOD STORES, TOTAL ¹ | | | Grocery stores | | | |
| | United States, total..... | 100,623 | 8,354,102 | 775,478 | 29,222 | 1,981,884 | 98,105 | 27,308 | 1,901,359 | 91,086 |
| Cities with--500,000 or more inhabitants..... | ... | ... | ... | ... | ... | ... | ... | ... | ... | ... |
| 250,000 to 499,999 inhabitants..... | 11,240 | 1,559,400 | 180,497 | 2,582 | 330,973 | 20,543 | 2,153 | 307,183 | 17,964 | |
| 100,000 to 249,999 inhabitants..... | 8,448 | 1,095,605 | 121,577 | 1,933 | 217,083 | 13,289 | 1,689 | 206,072 | 12,165 | |
| 50,000 to 99,999 inhabitants..... | 3,459 | 397,533 | 46,144 | 842 | 85,659 | 5,069 | 705 | 79,677 | 4,545 | |
| 25,000 to 49,999 inhabitants..... | 6,894 | 694,132 | 73,609 | 1,858 | 161,297 | 8,480 | 1,692 | 154,296 | 7,852 | |
| 10,000 to 24,999 inhabitants..... | 9,595 | 955,430 | 93,210 | 2,600 | 227,318 | 12,295 | 2,409 | 218,916 | 11,626 | |
| 5,000 to 9,999 inhabitants..... | 11,824 | 978,720 | 84,675 | 3,192 | 230,486 | 11,175 | 2,962 | 222,548 | 10,548 | |
| 2,500 to 4,999 inhabitants..... | 9,814 | 707,777 | 55,446 | 2,483 | 167,792 | 7,645 | 2,346 | 163,400 | 7,425 | |
| Remainder of United States..... | 39,349 | 1,965,505 | 120,320 | 13,732 | 561,276 | 19,639 | 13,352 | 549,267 | 18,961 | |
| | Meat markets, fish (seafood) markets | | | Fruit stores, vegetable markets | | | Candy, nut, confectionery stores | | | |
| | United States, total..... | 391 | (D) | (D) | 412 | 10,284 | 266 | 318 | 8,300 | 904 |
| Cities with--500,000 or more inhabitants..... | ... | ... | ... | ... | ... | ... | ... | ... | ... | |
| 250,000 to 499,999 inhabitants..... | 54 | (D) | 669 | 88 | (D) | ... | 82 | (D) | 284 | |
| 100,000 to 249,999 inhabitants..... | 60 | (D) | ... | 25 | 1,724 | 75 | 40 | (D) | 155 | |
| 50,000 to 99,999 inhabitants..... | 22 | 1,849 | 166 | 54 | 909 | 13 | 25 | 437 | 31 | |
| 25,000 to 49,999 inhabitants..... | 46 | 2,929 | 194 | 32 | 672 | 7 | 30 | 619 | 73 | |
| 10,000 to 24,999 inhabitants..... | 35 | 2,855 | 189 | 54 | 1,373 | 42 | 36 | 934 | 84 | |
| 5,000 to 9,999 inhabitants..... | 46 | 2,706 | 190 | 43 | 1,019 | 23 | 27 | 482 | 66 | |
| 2,500 to 4,999 inhabitants..... | 34 | (D) | (D) | 32 | (D) | (D) | 21 | 425 | 47 | |
| Remainder of United States..... | 94 | 3,313 | 174 | 84 | 1,906 | 32 | 57 | 2,070 | 164 | |
| | Bakery products stores | | | EATING, DRINKING PLACES, TOTAL ² | | | Eating places (including refreshment stands) | | | |
| | United States, total..... | 333 | 13,777 | 2,774 | 13,063 | 434,920 | 69,886 | 10,299 | 344,716 | 59,757 |
| Cities with--500,000 or more inhabitants..... | ... | ... | ... | ... | ... | ... | ... | ... | ... | |
| 250,000 to 499,999 inhabitants..... | 93 | (D) | (D) | 2,124 | 100,323 | 18,935 | 1,517 | 75,193 | 15,708 | |
| 100,000 to 249,999 inhabitants..... | 51 | 2,134 | 427 | 1,537 | 63,181 | 11,748 | 1,109 | 51,793 | (D) | |
| 50,000 to 99,999 inhabitants..... | 15 | 729 | 207 | 628 | 23,035 | 4,218 | 447 | 16,566 | 3,290 | |
| 25,000 to 49,999 inhabitants..... | 33 | 1,426 | 251 | 1,101 | 40,992 | 6,737 | 822 | 31,113 | 5,484 | |
| 10,000 to 24,999 inhabitants..... | 39 | 1,331 | 277 | 1,313 | 41,793 | 5,938 | 1,085 | 33,647 | 5,142 | |
| 5,000 to 9,999 inhabitants..... | 51 | 1,593 | 279 | 1,367 | 35,625 | 5,068 | 1,169 | 29,842 | 4,460 | |
| 2,500 to 4,999 inhabitants..... | 16 | (D) | (D) | 1,045 | 26,168 | 3,652 | 883 | 22,365 | (D) | |
| Remainder of United States..... | 35 | 1,226 | 173 | 3,948 | 103,803 | 13,590 | 3,267 | 84,197 | 11,849 | |
| | Drinking places | | | GENERAL MERCHANDISE GROUP, TOTAL ² | | | Department stores | | | |
| | United States, total..... | 2,734 | 89,862 | 10,129 | 8,692 | 1,005,102 | 120,629 | 136 | 407,719 | 66,404 |
| Cities with--500,000 or more inhabitants..... | ... | ... | ... | ... | ... | ... | ... | ... | ... | |
| 250,000 to 499,999 inhabitants..... | 603 | 25,046 | 3,221 | 382 | 209,347 | 34,309 | 19 | 162,071 | 27,792 | |
| 100,000 to 249,999 inhabitants..... | 424 | 11,364 | (D) | 259 | 157,323 | 24,083 | 22 | 119,787 | 18,913 | |
| 50,000 to 99,999 inhabitants..... | 181 | 6,469 | 928 | 118 | 55,863 | 8,501 | 17 | 38,642 | 5,970 | |
| 25,000 to 49,999 inhabitants..... | 277 | 9,863 | 1,253 | 225 | 83,625 | 12,591 | 27 | 39,860 | 6,500 | |
| 10,000 to 24,999 inhabitants..... | 222 | 8,100 | 796 | 422 | 97,300 | 12,962 | 36 | 35,984 | 5,523 | |
| 5,000 to 9,999 inhabitants..... | 190 | 5,667 | 608 | 786 | 77,082 | 8,934 | 10 | 6,475 | 1,041 | |
| 2,500 to 4,999 inhabitants..... | 160 | 3,763 | (D) | 783 | 55,060 | 5,241 | 2 | (D) | (D) | |
| Remainder of United States..... | 677 | 19,590 | 1,741 | 5,717 | 269,502 | 14,008 | 3 | (D) | (D) | |
| | Variety stores | | | General merchandise stores, n.e.c. | | | APPAREL, ACCESSORIES STORES, TOTAL ¹ | | | |
| | United States, total..... | 1,300 | 162,180 | 23,350 | 7,182 | 433,793 | 30,875 | 5,761 | 512,686 | 62,924 |
| Cities with--500,000 or more inhabitants..... | ... | ... | ... | ... | ... | ... | ... | ... | ... | |
| 250,000 to 499,999 inhabitants..... | 147 | 28,016 | 4,369 | 214 | 19,224 | 2,148 | 833 | 119,126 | 18,915 | |
| 100,000 to 249,999 inhabitants..... | 101 | (D) | (D) | 134 | (D) | (D) | 657 | (D) | (D) | |
| 50,000 to 99,999 inhabitants..... | 40 | 10,244 | 1,679 | 57 | 6,911 | 852 | 306 | (D) | (D) | |
| 25,000 to 49,999 inhabitants..... | 64 | 19,828 | 3,075 | 132 | 23,911 | 3,016 | 587 | 53,365 | 6,836 | |
| 10,000 to 24,999 inhabitants..... | 119 | 23,705 | 3,489 | 265 | 37,601 | 3,950 | 774 | 67,349 | 7,748 | |
| 5,000 to 9,999 inhabitants..... | 210 | 23,111 | 3,368 | 556 | 47,276 | 4,325 | 916 | 61,795 | 6,351 | |
| 2,500 to 4,999 inhabitants..... | 194 | (D) | (D) | 585 | (D) | (D) | 689 | 37,653 | 3,359 | |
| Remainder of United States..... | 425 | 17,577 | 1,740 | 5,239 | 246,881 | 11,694 | 999 | 46,187 | 3,701 | |
| | Shoe stores | | | Women's clothing, specialty stores | | | FURNITURE, HOME FURNISHINGS, APPLIANCE DEALERS, TOTAL ² | | | |
| | United States, total..... | 1,020 | 74,981 | 9,299 | 1,839 | 180,603 | 22,660 | 4,859 | 396,976 | 52,023 |
| Cities with--500,000 or more inhabitants..... | ... | ... | ... | ... | ... | ... | ... | ... | ... | |
| 250,000 to 499,999 inhabitants..... | 178 | (D) | (D) | 253 | (D) | (D) | 564 | 74,238 | 12,188 | |
| 100,000 to 249,999 inhabitants..... | 164 | (D) | (D) | 223 | 41,204 | 4,474 | 498 | 58,344 | 8,193 | |
| 50,000 to 99,999 inhabitants..... | 75 | (D) | 1,002 | 119 | 13,196 | 1,931 | 186 | (D) | (D) | |
| 25,000 to 49,999 inhabitants..... | 138 | 10,579 | 1,215 | 194 | 19,659 | 2,391 | 402 | 39,935 | 5,719 | |
| 10,000 to 24,999 inhabitants..... | 176 | 11,036 | 1,277 | 267 | 28,222 | 3,485 | 598 | 56,706 | 7,674 | |
| 5,000 to 9,999 inhabitants..... | 128 | 5,772 | 629 | 302 | 17,570 | 1,808 | 751 | 53,439 | 6,668 | |
| 2,500 to 4,999 inhabitants..... | 63 | 2,101 | 138 | 208 | (D) | (D) | 596 | (D) | (D) | |
| Remainder of United States..... | 98 | 2,330 | 140 | 273 | 9,305 | 698 | 1,264 | 56,170 | 4,663 | |

Standard Notes: (D) Withheld to avoid disclosure. (NA) Not available. n.e.c. Not elsewhere classified. XXX Not applicable. (Z) Less than \$500. ... Represents zero.

¹Includes kinds of business not shown separately; may also include data for establishments without payroll which could not be classified by detailed kind of business. See introduction for explanation. ²May include data for establishments without payroll which could not be classified by detailed kind of business. See Introduction for explanation.

Table 1M. RETAIL TRADE: 1954—GEOGRAPHIC DIVISIONS, BY KIND OF BUSINESS AND CITY SIZE—Continued

Establishments, Sales, and Annual Payroll

| Division and city size | Estab- lishments (Number) | Sales (\$1,000) | Payroll, entire year (\$1,000) | Estab- lishments (Number) | Sales (\$1,000) | Payroll, entire year (\$1,000) | Estab- lishments (Number) | Sales (\$1,000) | Payroll, entire year (\$1,000) |
|---|------------------------------------|--------------------|--------------------------------------|---|--------------------|--------------------------------------|--------------------------------------|--------------------|--------------------------------------|
| EAST SOUTH CENTRAL—Continued | | | | | | | | | |
| | Furniture, home furnishings stores | | | Household appliance, radio, TV stores | | | AUTOMOTIVE GROUP, TOTAL ¹ | | |
| United States, total..... | 2,819 | 255,316 | 34,889 | 2,020 | 141,344 | 17,134 | 5,666 | 1,688,761 | 146,617 |
| Cities with--500,000 or more inhabitants..... | *** | *** | *** | *** | *** | *** | *** | *** | *** |
| 250,000 to 499,999 inhabitants..... | 370 | 50,037 | 8,702 | 192 | 24,193 | 3,486 | 454 | 324,993 | 27,595 |
| 100,000 to 249,999 inhabitants..... | 322 | 41,373 | (D) | 174 | 16,941 | (D) | 451 | (D) | (D) |
| 50,000 to 99,999 inhabitants..... | 119 | 14,091 | (D) | 67 | (D) | (D) | 167 | 78,924 | 7,989 |
| 25,000 to 49,999 inhabitants..... | 223 | 22,920 | 3,329 | 179 | 17,015 | 2,390 | 437 | 148,781 | 14,650 |
| 10,000 to 24,999 inhabitants..... | 383 | 37,878 | 4,983 | 213 | 18,792 | 2,691 | 751 | 205,161 | 19,022 |
| 5,000 to 9,999 inhabitants..... | 418 | 33,792 | 4,485 | 333 | 19,647 | 2,183 | 950 | 236,119 | 20,200 |
| 2,500 to 4,999 inhabitants..... | 333 | 23,181 | (D) | 263 | (D) | 1,262 | 765 | (D) | (D) |
| Remainder of United States..... | 651 | 32,044 | 2,752 | 599 | 23,884 | 1,911 | 1,691 | 314,132 | 22,777 |
| | Passenger car dealers (franchised) | | | Passenger car dealers (nonfranchised) | | | Tire, battery, accessory dealers | | |
| United States, total..... | 2,595 | 1,363,584 | 121,717 | 1,507 | 171,804 | 7,353 | 1,371 | 133,394 | 16,322 |
| Cities with--500,000 or more inhabitants..... | *** | *** | *** | *** | *** | *** | *** | *** | *** |
| 250,000 to 499,999 inhabitants..... | 105 | 258,566 | 21,361 | 201 | 40,787 | 2,149 | 119 | (D) | (D) |
| 100,000 to 249,999 inhabitants..... | 107 | 158,556 | 15,533 | 219 | 34,425 | 1,704 | 94 | 20,137 | 3,214 |
| 50,000 to 99,999 inhabitants..... | 60 | 67,154 | 6,761 | 52 | 4,630 | 214 | 48 | 6,808 | 973 |
| 25,000 to 49,999 inhabitants..... | 164 | 115,317 | 12,044 | 136 | 16,506 | 600 | 107 | 14,345 | 1,891 |
| 10,000 to 24,999 inhabitants..... | 318 | 158,902 | 15,715 | 227 | 25,034 | 804 | 191 | 20,600 | 2,461 |
| 5,000 to 9,999 inhabitants..... | 495 | 195,821 | 17,613 | 192 | 19,456 | 568 | 245 | 19,643 | 1,954 |
| 2,500 to 4,999 inhabitants..... | 442 | 145,485 | 12,627 | 121 | 8,439 | 236 | 193 | (D) | (D) |
| Remainder of United States..... | 904 | 266,785 | 20,063 | 359 | 22,527 | 1,078 | 374 | 16,890 | 1,227 |
| | GASOLINE SERVICE STATIONS | | | LUMBER, BUILDING MATERIALS, HARDWARE, FARM EQUIPMENT DEALERS, TOTAL ² | | | Farm equipment dealers | | |
| United States, total..... | 10,812 | 594,351 | 43,854 | 5,051 | 638,137 | 71,291 | 1,059 | 156,296 | 14,401 |
| Cities with--500,000 or more inhabitants..... | *** | *** | *** | *** | *** | *** | *** | *** | *** |
| 250,000 to 499,999 inhabitants..... | 1,030 | 71,890 | 6,788 | 473 | 74,047 | 9,983 | 24 | (D) | (D) |
| 100,000 to 249,999 inhabitants..... | 807 | 62,601 | 5,894 | 317 | (D) | (D) | 24 | 4,386 | 492 |
| 50,000 to 99,999 inhabitants..... | 299 | 21,769 | 1,911 | 150 | 27,613 | 3,917 | 13 | (D) | (D) |
| 25,000 to 49,999 inhabitants..... | 705 | 45,461 | 3,841 | 288 | 42,799 | 5,800 | 36 | 7,952 | 918 |
| 10,000 to 24,999 inhabitants..... | 351 | 64,756 | 5,424 | 488 | 85,009 | 10,544 | 110 | 23,248 | 2,363 |
| 5,000 to 9,999 inhabitants..... | 1,128 | 67,174 | 4,841 | 715 | 91,735 | 10,492 | 188 | 29,436 | 2,764 |
| 2,500 to 4,999 inhabitants..... | 1,065 | 53,268 | 3,485 | 634 | (D) | (D) | 164 | (D) | (D) |
| Remainder of United States..... | 4,787 | 207,432 | 11,670 | 1,986 | 179,227 | 15,632 | 500 | 60,912 | 4,907 |
| | Lumber, building materials dealers | | | Plumbing, paint, electrical stores | | | Hardware stores | | |
| United States, total..... | 1,427 | 275,287 | 34,526 | 530 | 38,312 | 5,646 | 2,029 | 167,554 | 16,718 |
| Cities with--500,000 or more inhabitants..... | *** | *** | *** | *** | *** | *** | *** | *** | *** |
| 250,000 to 499,999 inhabitants..... | 145 | 46,846 | 6,076 | 71 | (D) | (D) | 231 | 15,708 | 1,807 |
| 100,000 to 249,999 inhabitants..... | 95 | 37,506 | 4,433 | 67 | (D) | (D) | 129 | 15,239 | 1,849 |
| 50,000 to 99,999 inhabitants..... | 53 | 17,097 | 2,440 | 44 | (D) | (D) | 40 | 4,014 | 404 |
| 25,000 to 49,999 inhabitants..... | 95 | 19,937 | 2,637 | 68 | 5,520 | 932 | 87 | 9,384 | 1,313 |
| 10,000 to 24,999 inhabitants..... | 142 | 36,708 | 5,080 | 84 | 6,266 | 772 | 152 | 18,787 | 2,329 |
| 5,000 to 9,999 inhabitants..... | 175 | 30,448 | 4,170 | 80 | 4,003 | 553 | 272 | 27,848 | 3,005 |
| 2,500 to 4,999 inhabitants..... | 171 | 25,826 | 3,223 | 47 | 1,741 | 183 | 252 | 21,279 | 1,999 |
| Remainder of United States..... | 551 | 60,919 | 6,867 | 69 | 2,101 | 246 | 866 | 55,295 | 4,012 |
| | DRUG STORES, PROPRIETARY STORES | | | OTHER RETAIL STORES, TOTAL ¹ | | | Liquor stores | | |
| United States, total..... | 3,380 | 256,185 | 31,976 | 10,841 | 703,477 | 60,745 | 1,045 | 135,997 | 5,289 |
| Cities with--500,000 or more inhabitants..... | *** | *** | *** | *** | *** | *** | *** | *** | *** |
| 250,000 to 499,999 inhabitants..... | 593 | 51,106 | 6,901 | 1,548 | 129,665 | (D) | 348 | 43,701 | 1,654 |
| 100,000 to 249,999 inhabitants..... | 342 | (D) | (D) | 1,147 | 105,369 | 10,542 | 188 | 30,991 | 1,086 |
| 50,000 to 99,999 inhabitants..... | 145 | 13,638 | 1,961 | 454 | (D) | (D) | 50 | (D) | (D) |
| 25,000 to 49,999 inhabitants..... | 234 | 20,664 | 2,860 | 781 | 50,180 | 5,451 | 50 | 6,894 | 370 |
| 10,000 to 24,999 inhabitants..... | 296 | 30,973 | 4,614 | 1,102 | 72,121 | 6,540 | 79 | 13,889 | 525 |
| 5,000 to 9,999 inhabitants..... | 370 | 31,754 | 3,869 | 1,300 | 87,325 | 6,633 | 61 | 6,746 | 230 |
| 2,500 to 4,999 inhabitants..... | 335 | (D) | (D) | 1,174 | (D) | (D) | 78 | (D) | (D) |
| Remainder of United States..... | 1,065 | 51,446 | 4,791 | 3,335 | 161,543 | 9,102 | 191 | 20,215 | 752 |
| | Fuel, ice dealers | | | Feed, farm, garden supply stores | | | Jewelry stores | | |
| United States, total..... | 1,356 | 84,683 | 11,353 | 1,625 | 239,979 | 12,426 | 1,221 | 73,579 | 11,771 |
| Cities with--500,000 or more inhabitants..... | *** | *** | *** | *** | *** | *** | *** | *** | *** |
| 250,000 to 499,999 inhabitants..... | 130 | (D) | (D) | 79 | 15,290 | 1,208 | 186 | 21,515 | (D) |
| 100,000 to 249,999 inhabitants..... | 114 | 8,313 | (D) | 76 | 19,763 | 1,024 | 106 | 14,386 | 2,533 |
| 50,000 to 99,999 inhabitants..... | 31 | 3,571 | 597 | 34 | 5,430 | 416 | 65 | 5,013 | 932 |
| 25,000 to 49,999 inhabitants..... | 73 | 6,104 | 1,067 | 62 | 12,150 | 696 | 112 | 8,225 | 1,472 |
| 10,000 to 24,999 inhabitants..... | 161 | 9,950 | 1,434 | 117 | 22,297 | 1,292 | 174 | 9,204 | 1,333 |
| 5,000 to 9,999 inhabitants..... | 178 | 14,497 | 2,076 | 226 | 44,992 | 2,191 | 216 | 7,044 | 846 |
| 2,500 to 4,999 inhabitants..... | 175 | (D) | (D) | 244 | 34,188 | 1,646 | 173 | 3,828 | (D) |
| Remainder of United States..... | 494 | 23,404 | 2,675 | 787 | 85,869 | 3,953 | 189 | 3,664 | 292 |

Standard Notes: (D) Withheld to avoid disclosure. (NA) Not available. n.e.c. Not elsewhere classified. XXX Not applicable. (Z) Less than \$500. ... Represents zero.
¹ Includes kinds of business not shown separately; may also include data for establishments without payroll which could not be classified by detailed kind of business. See introduction for explanation. May include data for establishments without payroll which could not be classified by detailed kind of business. See Introduction for explanation.

RETAIL TRADE—AREA STATISTICS

Table 1M. RETAIL TRADE: 1954—GEOGRAPHIC DIVISIONS, BY KIND OF BUSINESS AND CITY SIZE—Continued
Establishments, Sales, and Annual Payroll

| Division and city size | Estab- lishments (Number) | Sales (\$1,000) | Payroll, entire year (\$1,000) | Estab- lishments (Number) | Sales (\$1,000) | Payroll, entire year (\$1,000) | Estab- lishments (Number) | Sales (\$1,000) | Payroll, entire year (\$1,000) |
|---|---------------------------------|--------------------|--------------------------------------|--|--------------------|--------------------------------------|---------------------------------------|--------------------|--------------------------------------|
| EAST SOUTH CENTRAL—Continued | | | | | | | | | |
| | Book, stationery stores | | | Sporting goods, bicycle stores | | | Florists | | |
| United States, total..... | 194 | 12,158 | (D) | 396 | 15,791 | 1,510 | 1,079 | 29,966 | 4,366 |
| Cities with--500,000 or more inhabitants..... | *** | *** | *** | *** | *** | *** | *** | *** | *** |
| 250,000 to 499,999 inhabitants..... | 37 | 3,824 | 736 | 68 | (D) | (D) | 180 | 5,440 | (D) |
| 100,000 to 249,999 inhabitants..... | 42 | 2,840 | 459 | 61 | 4,034 | 465 | 103 | 6,139 | 1,379 |
| 50,000 to 99,999 inhabitants..... | 22 | (D) | 145 | 23 | 1,127 | 111 | 47 | 1,664 | 293 |
| 25,000 to 49,999 inhabitants..... | 21 | 1,538 | 165 | 43 | 1,325 | 86 | 88 | 3,212 | 447 |
| 10,000 to 24,999 inhabitants..... | 29 | 1,639 | 284 | 60 | 2,332 | 227 | 112 | 3,091 | 459 |
| 5,000 to 9,999 inhabitants..... | 25 | 568 | 64 | 45 | 1,454 | 90 | 170 | 3,926 | 421 |
| 2,500 to 4,999 inhabitants..... | 9 | (D) | (D) | 19 | (D) | (D) | 150 | 2,543 | (D) |
| Remainder of United States..... | 9 | 258 | 22 | 77 | 1,402 | 90 | 249 | 3,951 | 381 |
| | Cigar stores, stands | | | News dealers, newsstands | | | Gift, novelty, souvenir stores | | |
| United States, total..... | 70 | (D) | (D) | 183 | 4,093 | (D) | 404 | 8,003 | 744 |
| Cities with--500,000 or more inhabitants..... | *** | *** | *** | *** | *** | *** | *** | *** | *** |
| 250,000 to 499,999 inhabitants..... | 20 | (D) | (D) | 20 | (D) | 58 | 44 | (D) | 173 |
| 100,000 to 249,999 inhabitants..... | 16 | 650 | 40 | 23 | (D) | (D) | 34 | 805 | 60 |
| 50,000 to 99,999 inhabitants..... | 10 | 360 | 32 | 18 | 300 | 13 | 17 | 253 | 20 |
| 25,000 to 49,999 inhabitants..... | 5 | 202 | 11 | 30 | 651 | 30 | 24 | 502 | 31 |
| 10,000 to 24,999 inhabitants..... | 11 | 306 | 21 | 32 | 725 | 42 | 44 | 1,027 | 103 |
| 5,000 to 9,999 inhabitants..... | *** | *** | *** | 21 | 379 | 7 | 46 | 717 | 48 |
| 2,500 to 4,999 inhabitants..... | 3 | 81 | 2 | 17 | 262 | 7 | 30 | (D) | 17 |
| Remainder of United States..... | 5 | 46 | *** | 22 | 261 | 9 | 165 | 3,124 | 292 |
| | Music stores | | | Camera, photographic supply stores | | | NONSTORE RETAILERS, TOTAL | | |
| United States, total..... | 213 | 14,973 | 2,129 | 75 | 6,250 | 829 | 3,276 | 141,623 | 17,428 |
| Cities with--500,000 or more inhabitants..... | *** | *** | *** | *** | *** | *** | *** | *** | *** |
| 250,000 to 499,999 inhabitants..... | 43 | (D) | (D) | 19 | (D) | (D) | 657 | 73,692 | (D) |
| 100,000 to 249,999 inhabitants..... | 39 | 4,266 | 633 | 19 | (D) | (D) | 500 | 22,447 | 3,344 |
| 50,000 to 99,999 inhabitants..... | 20 | 1,722 | 249 | 6 | 642 | 66 | 164 | (D) | (D) |
| 25,000 to 49,999 inhabitants..... | 35 | 2,072 | 205 | 7 | 531 | 91 | 276 | 7,033 | 644 |
| 10,000 to 24,999 inhabitants..... | 34 | 1,657 | 167 | 12 | 607 | 73 | 300 | 6,944 | 449 |
| 5,000 to 9,999 inhabitants..... | 22 | (D) | (D) | 2 | (D) | (D) | 309 | 6,186 | 444 |
| 2,500 to 4,999 inhabitants..... | 12 | (D) | (D) | 3 | 57 | 5 | 245 | (D) | 312 |
| Remainder of United States..... | 8 | 84 | 10 | 7 | (D) | (D) | 825 | 14,787 | 747 |
| | Mail order houses | | | Direct selling (house-to-house) organizations | | | Merchandise vending machine operators | | |
| United States, total..... | 48 | (D) | (D) | 2,936 | 68,484 | 8,841 | 292 | (D) | (D) |
| Cities with--500,000 or more inhabitants..... | *** | *** | *** | *** | *** | *** | *** | *** | *** |
| 250,000 to 499,999 inhabitants..... | 9 | (D) | (D) | 559 | 18,508 | (D) | 89 | (D) | (D) |
| 100,000 to 249,999 inhabitants..... | 16 | 726 | 68 | 429 | 15,207 | (D) | 55 | 6,514 | (D) |
| 50,000 to 99,999 inhabitants..... | 8 | (D) | (D) | 136 | 3,504 | 692 | 20 | (D) | (D) |
| 25,000 to 49,999 inhabitants..... | *** | *** | *** | 244 | 4,966 | 514 | 32 | 2,067 | 130 |
| 10,000 to 24,999 inhabitants..... | 1 | (D) | (D) | 267 | 4,678 | 338 | 32 | (D) | (D) |
| 5,000 to 9,999 inhabitants..... | 3 | 139 | 10 | 289 | 4,946 | 337 | 17 | 1,101 | 97 |
| 2,500 to 4,999 inhabitants..... | 2 | (D) | (D) | 235 | 4,460 | 266 | 8 | (D) | (D) |
| Remainder of United States..... | 9 | 245 | 20 | 777 | 12,215 | 513 | 39 | 2,327 | 214 |

Standard Notes: (D) Withheld to avoid disclosure. (NA) Not available. n.e.c. Not elsewhere classified. XXX Not applicable. (Z) Less than \$500. ... Represents zero.

Table 1M. RETAIL TRADE: 1954—GEOGRAPHIC DIVISIONS, BY KIND OF BUSINESS AND CITY SIZE—Continued

Establishments, Sales, and Annual Payroll

| Division and city size | Estab- lishments (Number) | Sales (\$1,000) | Payroll, entire year (\$1,000) | Estab- lishments (Number) | Sales (\$1,000) | Payroll, entire year (\$1,000) | Estab- lishments (Number) | Sales (\$1,000) | Payroll, entire year (\$1,000) |
|---|--------------------------------------|--------------------|--------------------------------------|---|--------------------|--------------------------------------|---|--------------------|--------------------------------------|
| WEST SOUTH CENTRAL | | | | | | | | | |
| | RETAIL TRADE, TOTAL | | | FOOD STORES, TOTAL ¹ | | | Grocery stores | | |
| United States, total..... | 162,233 | 14,806,333 | 1,424,392 | 37,555 | 3,344,564 | 173,980 | 33,802 | 3,184,797 | 160,590 |
| Cities with--500,000 or more inhabitants..... | 13,591 | 1,718,019 | 205,739 | 3,074 | 350,321 | 21,830 | 2,440 | 320,363 | 19,043 |
| 250,000 to 499,999 inhabitants..... | 14,795 | 1,991,420 | 227,534 | 2,845 | 407,417 | 24,240 | 2,459 | 389,535 | 22,442 |
| 100,000 to 249,999 inhabitants..... | 15,044 | 1,903,767 | 216,698 | 2,934 | 393,622 | 23,883 | 2,520 | 367,324 | 21,553 |
| 50,000 to 99,999 inhabitants..... | 9,267 | 1,078,653 | 113,071 | 1,723 | 226,547 | 12,730 | 1,492 | 214,039 | 11,583 |
| 25,000 to 49,999 inhabitants..... | 8,809 | 915,513 | 93,785 | 1,896 | 196,816 | 10,486 | 1,716 | 190,001 | 9,873 |
| 10,000 to 24,999 inhabitants..... | 21,000 | 2,094,573 | 197,688 | 4,661 | 500,702 | 26,357 | 4,185 | 482,951 | 24,824 |
| 5,000 to 9,999 inhabitants..... | 19,235 | 1,605,237 | 133,855 | 4,186 | 365,859 | 18,024 | 3,761 | 346,614 | 16,920 |
| 2,500 to 4,999 inhabitants..... | 16,084 | 1,213,515 | 91,449 | 3,525 | 261,249 | 12,412 | 3,217 | 251,162 | 11,688 |
| Remainder of United States..... | 44,408 | 2,285,536 | 148,573 | 12,711 | 642,031 | 24,038 | 12,012 | 620,808 | 22,664 |
| | Meat markets, fish (seafood) markets | | | Fruit stores, vegetable markets | | | Candy, nut, confectionery stores | | |
| United States, total..... | 1,046 | (D) | (D) | 597 | 16,689 | (D) | 531 | 10,283 | 964 |
| Cities with--500,000 or more inhabitants..... | 213 | 13,715 | 812 | 119 | 2,897 | (D) | 81 | 1,712 | (D) |
| 250,000 to 499,999 inhabitants..... | 57 | 5,616 | 381 | 91 | 3,282 | (D) | 42 | 1,359 | 200 |
| 100,000 to 249,999 inhabitants..... | 71 | 12,216 | 851 | 56 | 1,385 | 41 | 80 | 1,934 | 185 |
| 50,000 to 99,999 inhabitants..... | 70 | 6,934 | 512 | 33 | 1,335 | 30 | 33 | 451 | 61 |
| 25,000 to 49,999 inhabitants..... | 42 | 2,470 | 167 | 32 | 606 | 9 | 26 | 838 | 72 |
| 10,000 to 24,999 inhabitants..... | 115 | 6,791 | 407 | 60 | 1,625 | 37 | 70 | 996 | 81 |
| 5,000 to 9,999 inhabitants..... | 114 | 6,429 | 440 | 66 | 1,420 | 24 | 54 | 754 | 33 |
| 2,500 to 4,999 inhabitants..... | 108 | (D) | (D) | 30 | 691 | 23 | 45 | 885 | (D) |
| Remainder of United States..... | 256 | 9,939 | 535 | 110 | 3,448 | 263 | 100 | 1,354 | 77 |
| | Bakery products stores | | | EATING, DRINKING PLACES, TOTAL ² | | | Eating places (including refreshment stands) | | |
| United States, total..... | 780 | 23,387 | 4,486 | 27,545 | 867,963 | 149,185 | 18,314 | 660,229 | 129,208 |
| Cities with--500,000 or more inhabitants..... | 99 | 4,887 | 1,118 | 3,188 | 134,718 | 23,399 | 1,664 | 92,456 | 18,636 |
| 250,000 to 499,999 inhabitants..... | 106 | (D) | (D) | 3,187 | 125,101 | 25,549 | 2,126 | 101,232 | 21,734 |
| 100,000 to 249,999 inhabitants..... | 107 | 3,831 | 798 | 2,867 | 124,789 | 24,218 | 1,862 | 97,189 | 21,078 |
| 50,000 to 99,999 inhabitants..... | 58 | 1,778 | 379 | 1,806 | 63,161 | 12,172 | 1,140 | 50,005 | 10,458 |
| 25,000 to 49,999 inhabitants..... | 44 | 1,236 | 238 | 1,557 | 51,405 | 9,140 | 1,076 | 39,581 | 7,904 |
| 10,000 to 24,999 inhabitants..... | 137 | 3,178 | 465 | 3,090 | 94,766 | 16,817 | 2,280 | 76,450 | 14,808 |
| 5,000 to 9,999 inhabitants..... | 97 | 2,050 | 292 | 2,854 | 71,818 | 11,168 | 2,041 | 56,754 | 9,977 |
| 2,500 to 4,999 inhabitants..... | 63 | (D) | (D) | 2,159 | 50,277 | 7,446 | 1,590 | 39,757 | 6,671 |
| Remainder of United States..... | 75 | 2,001 | 326 | 6,837 | 151,928 | 19,276 | 4,535 | 106,805 | 15,942 |
| | Drinking places | | | GENERAL MERCHANDISE GROUP, TOTAL ² | | | Department stores | | |
| United States, total..... | 9,129 | 206,702 | 20,977 | 8,523 | 1,623,307 | 218,584 | 217 | 807,913 | 132,290 |
| Cities with--500,000 or more inhabitants..... | 1,506 | 42,048 | 4,763 | 350 | 253,547 | 39,538 | 18 | (D) | (D) |
| 250,000 to 499,999 inhabitants..... | 1,053 | 23,835 | 2,815 | 391 | 289,623 | 46,225 | 30 | (D) | (D) |
| 100,000 to 249,999 inhabitants..... | 660 | 27,570 | 3,140 | 449 | 255,753 | 39,853 | 41 | 187,842 | 30,701 |
| 50,000 to 99,999 inhabitants..... | 477 | 13,080 | 1,714 | 239 | 124,869 | 18,990 | 33 | 82,398 | 13,204 |
| 25,000 to 49,999 inhabitants..... | 477 | 11,746 | 1,236 | 286 | 107,083 | 15,473 | 34 | 61,425 | 9,615 |
| 10,000 to 24,999 inhabitants..... | 806 | 18,292 | 2,009 | 823 | 190,592 | 25,331 | 52 | 52,652 | 8,410 |
| 5,000 to 9,999 inhabitants..... | 801 | 14,970 | 1,191 | 941 | 113,732 | 12,887 | 6 | 4,025 | 589 |
| 2,500 to 4,999 inhabitants..... | 559 | 10,410 | 775 | 1,009 | 78,838 | 7,431 | 3 | (D) | (D) |
| Remainder of United States..... | 2,266 | 44,751 | 3,334 | 4,035 | 209,270 | 12,856 | ... | ... | ... |
| | Variety stores | | | General merchandise stores, n.e.c. | | | APPAREL, ACCESSORIES STORES, TOTAL ¹ | | |
| United States, total..... | 2,255 | 247,328 | 36,507 | 5,983 | 566,132 | 49,787 | 8,939 | 866,558 | 110,347 |
| Cities with--500,000 or more inhabitants..... | 121 | 37,146 | 5,698 | 209 | (D) | (D) | 794 | 135,237 | 20,283 |
| 250,000 to 499,999 inhabitants..... | 186 | (D) | (D) | 167 | (D) | (D) | 898 | 129,880 | 19,751 |
| 100,000 to 249,999 inhabitants..... | 190 | 35,430 | 5,786 | 216 | 32,475 | 3,366 | 1,061 | 148,123 | 20,991 |
| 50,000 to 99,999 inhabitants..... | 91 | 19,046 | 3,068 | 115 | 23,425 | 2,718 | 707 | 82,251 | 11,193 |
| 25,000 to 49,999 inhabitants..... | 98 | 20,098 | 3,029 | 152 | 25,522 | 2,829 | 694 | 69,318 | 8,446 |
| 10,000 to 24,999 inhabitants..... | 261 | 39,311 | 5,936 | 506 | 98,569 | 10,985 | 1,546 | 130,228 | 14,492 |
| 5,000 to 9,999 inhabitants..... | 320 | 28,887 | 4,260 | 613 | 80,802 | 8,038 | 1,260 | 79,621 | 7,670 |
| 2,500 to 4,999 inhabitants..... | 358 | (D) | (D) | 642 | 57,847 | 4,863 | 957 | 51,012 | 4,253 |
| Remainder of United States..... | 630 | 18,227 | 1,808 | 3,363 | 189,809 | 11,048 | 1,022 | 40,888 | 3,268 |
| | Shoe stores | | | Women's clothing, specialty stores | | | FURNITURE, HOME FURNISHINGS, APPLIANCE DEALERS, TOTAL ² | | |
| United States, total..... | 1,698 | 147,836 | 19,050 | 3,204 | 307,465 | 38,703 | 7,929 | 695,093 | 89,338 |
| Cities with--500,000 or more inhabitants..... | 212 | 29,225 | 4,015 | 221 | 48,416 | 6,838 | 687 | 101,739 | 15,039 |
| 250,000 to 499,999 inhabitants..... | 205 | 25,556 | 3,698 | 331 | 48,465 | 7,062 | 655 | 71,429 | 10,813 |
| 100,000 to 249,999 inhabitants..... | 254 | 30,823 | 4,310 | 394 | 61,033 | 8,543 | 869 | 106,357 | 15,815 |
| 50,000 to 99,999 inhabitants..... | 174 | 15,743 | 1,963 | 273 | 32,863 | 4,589 | 533 | 55,398 | 7,438 |
| 25,000 to 49,999 inhabitants..... | 167 | 13,324 | 1,576 | 256 | 24,439 | 2,786 | 524 | 51,305 | 6,619 |
| 10,000 to 24,999 inhabitants..... | 328 | 19,718 | 2,283 | 623 | 48,378 | 5,525 | 1,354 | 119,150 | 14,976 |
| 5,000 to 9,999 inhabitants..... | 198 | 8,545 | 787 | 456 | 22,975 | 2,130 | 1,138 | 87,528 | 9,877 |
| 2,500 to 4,999 inhabitants..... | 91 | 3,101 | 270 | 327 | 13,163 | 941 | 856 | 46,359 | 4,367 |
| Remainder of United States..... | 69 | 1,801 | 148 | 323 | 7,734 | 489 | 1,313 | 55,828 | 4,594 |

Standard Notes: (D) Withheld to avoid disclosure. (NA) Not available. n.e.c. Not elsewhere classified. XXX Not applicable. (Z) Less than \$500. ... Represents zero.
¹Includes kinds of business not shown separately; may also include data for establishments without payroll which could not be classified by detailed kind of business. See introduction for explanation.
²May include data for establishments without payroll which could not be classified by detailed kind of business. See introduction for explanation.

RETAIL TRADE—AREA STATISTICS

Table 1M. RETAIL TRADE: 1954—GEOGRAPHIC DIVISIONS, BY KIND OF BUSINESS AND CITY SIZE—Continued

Establishments, Sales, and Annual Payroll

| Division and city size | Estab- lishments (Number) | Sales (\$1,000) | Payroll, entire year (\$1,000) | Estab- lishments (Number) | Sales (\$1,000) | Payroll, entire year (\$1,000) | Estab- lishments (Number) | Sales (\$1,000) | Payroll, entire year (\$1,000) |
|---|------------------------------------|--------------------|--------------------------------------|---|--------------------|--------------------------------------|--------------------------------------|--------------------|--------------------------------------|
| WEST SOUTH CENTRAL—Continued | | | | | | | | | |
| | Furniture, home furnishings stores | | | Household appliance, radio, TV stores | | | AUTOMOTIVE GROUP, TOTAL ¹ | | |
| United States, total..... | 4,522 | 443,912 | 58,564 | 3,343 | 250,351 | 30,774 | 10,460 | 3,095,018 | 254,348 |
| Cities with--500,000 or more inhabitants..... | 490 | 83,272 | 12,546 | 193 | 18,443 | 2,493 | 601 | 298,679 | 27,656 |
| 250,000 to 499,999 inhabitants..... | 448 | (D) | (D) | 205 | (D) | (D) | 912 | 428,015 | 33,698 |
| 100,000 to 249,999 inhabitants..... | 575 | 77,881 | 11,805 | 288 | 28,420 | 4,010 | 898 | 384,019 | 34,039 |
| 50,000 to 99,999 inhabitants..... | 335 | 35,408 | 4,655 | 190 | 19,932 | 2,783 | 610 | 230,402 | 19,668 |
| 25,000 to 49,999 inhabitants..... | 306 | 28,153 | 3,581 | 214 | 23,094 | 3,038 | 629 | 195,694 | 17,067 |
| 10,000 to 24,999 inhabitants..... | 743 | 71,001 | 8,400 | 605 | 48,077 | 6,136 | 1,684 | 493,729 | 43,188 |
| 5,000 to 9,999 inhabitants..... | 575 | 41,867 | 4,439 | 557 | 45,577 | 5,438 | 1,738 | 406,591 | 32,341 |
| 2,500 to 4,999 inhabitants..... | 442 | (D) | (D) | 408 | (D) | (D) | 1,391 | 310,227 | 22,561 |
| Remainder of United States..... | 608 | 31,966 | 2,683 | 683 | 23,490 | 1,711 | 1,997 | 347,662 | 24,130 |
| | Passenger car dealers (franchised) | | | Passenger car dealers (nonfranchised) | | | Tire, battery, accessory dealers | | |
| United States, total..... | 4,364 | 2,448,089 | 206,079 | 2,801 | 317,195 | 10,440 | 2,825 | 276,018 | 33,342 |
| Cities with--500,000 or more inhabitants..... | 117 | 226,700 | 21,266 | 243 | 35,745 | 1,517 | 185 | 26,570 | 3,848 |
| 250,000 to 499,999 inhabitants..... | 119 | 305,071 | 25,252 | 497 | 75,876 | 2,251 | 204 | 34,610 | 5,238 |
| 100,000 to 249,999 inhabitants..... | 174 | 272,809 | 25,751 | 411 | 61,839 | 1,955 | 230 | 39,070 | 5,703 |
| 50,000 to 99,999 inhabitants..... | 164 | 164,551 | 14,732 | 262 | 37,565 | 1,118 | 142 | 25,242 | 3,570 |
| 25,000 to 49,999 inhabitants..... | 201 | 148,362 | 13,464 | 230 | 22,861 | 714 | 156 | 20,386 | 2,566 |
| 10,000 to 24,999 inhabitants..... | 733 | 401,272 | 35,830 | 448 | 39,933 | 1,355 | 451 | 49,827 | 5,774 |
| 5,000 to 9,999 inhabitants..... | 908 | 345,970 | 28,022 | 280 | 21,718 | 700 | 526 | 37,687 | 3,483 |
| 2,500 to 4,999 inhabitants..... | 866 | 282,055 | 20,686 | 140 | 7,100 | 227 | 378 | 20,454 | 1,572 |
| Remainder of United States..... | 1,082 | 301,299 | 21,076 | 290 | 14,542 | 603 | 553 | 22,172 | 1,588 |
| | GASOLINE SERVICE STATIONS | | | LUMBER, BUILDING MATERIALS, HARDWARE, FARM EQUIPMENT DEALERS, TOTAL ² | | | Farm equipment dealers | | |
| United States, total..... | 20,038 | 1,057,175 | 90,289 | 9,939 | 1,299,697 | 133,245 | 1,991 | 294,220 | 27,834 |
| Cities with--500,000 or more inhabitants..... | 1,212 | 98,391 | 10,002 | 525 | 99,262 | 12,735 | 10 | (D) | (D) |
| 250,000 to 499,999 inhabitants..... | 1,555 | 104,580 | 10,859 | 614 | 112,566 | 11,078 | 39 | 5,023 | 572 |
| 100,000 to 249,999 inhabitants..... | 1,680 | 113,892 | 11,193 | 640 | 139,089 | 15,759 | 43 | 8,617 | 969 |
| 50,000 to 99,999 inhabitants..... | 1,014 | 68,363 | 6,863 | 488 | 84,836 | 8,965 | 57 | 11,474 | 1,316 |
| 25,000 to 49,999 inhabitants..... | 941 | 61,940 | 6,107 | 458 | 73,166 | 8,730 | 64 | 11,982 | 1,482 |
| 10,000 to 24,999 inhabitants..... | 2,496 | 145,959 | 13,427 | 1,260 | 186,127 | 19,640 | 254 | 48,436 | 4,691 |
| 5,000 to 9,999 inhabitants..... | 2,291 | 116,219 | 9,400 | 1,329 | 170,341 | 17,288 | 373 | 62,096 | 5,799 |
| 2,500 to 4,999 inhabitants..... | 2,091 | 97,800 | 7,312 | 1,362 | 156,025 | 14,556 | 412 | (D) | (D) |
| Remainder of United States..... | 6,758 | 250,031 | 15,126 | 3,263 | 278,285 | 24,494 | 739 | 85,560 | 7,348 |
| | Lumber, building materials dealers | | | Plumbing, paint, electrical stores | | | Hardware stores | | |
| United States, total..... | 4,156 | 751,000 | 76,423 | 1,206 | 86,547 | 12,495 | 2,566 | 167,640 | 16,493 |
| Cities with--500,000 or more inhabitants..... | 214 | 72,223 | 8,969 | 94 | (D) | (D) | 207 | 12,258 | 1,202 |
| 250,000 to 499,999 inhabitants..... | 295 | 84,812 | 7,903 | 156 | 16,345 | 1,983 | 122 | 6,378 | 620 |
| 100,000 to 249,999 inhabitants..... | 291 | 100,282 | 10,711 | 146 | 17,072 | 2,617 | 158 | 13,106 | 1,462 |
| 50,000 to 99,999 inhabitants..... | 240 | 57,449 | 5,568 | 110 | 9,334 | 1,367 | 79 | 6,571 | 714 |
| 25,000 to 49,999 inhabitants..... | 198 | 46,235 | 5,222 | 89 | 7,952 | 1,303 | 105 | 6,983 | 723 |
| 10,000 to 24,999 inhabitants..... | 520 | 97,782 | 10,112 | 248 | 14,067 | 1,913 | 236 | 25,732 | 2,924 |
| 5,000 to 9,999 inhabitants..... | 496 | 76,962 | 7,938 | 130 | 4,334 | 554 | 328 | 26,943 | 2,997 |
| 2,500 to 4,999 inhabitants..... | 488 | 70,783 | 6,625 | 88 | (D) | (D) | 370 | 25,513 | 2,439 |
| Remainder of United States..... | 1,414 | 144,472 | 13,375 | 145 | 4,053 | 359 | 961 | 44,156 | 3,412 |
| | DRUG STORES, PROPRIETARY STORES | | | OTHER RETAIL STORES, TOTAL ¹ | | | Liquor stores | | |
| United States, total..... | 5,861 | 479,324 | 61,233 | 19,414 | 1,194,732 | 108,972 | 3,106 | 209,370 | 9,210 |
| Cities with--500,000 or more inhabitants..... | 540 | 61,039 | 9,268 | 1,827 | 128,536 | 16,512 | 413 | 33,313 | 1,940 |
| 250,000 to 499,999 inhabitants..... | 467 | 62,779 | 9,051 | 2,263 | 155,467 | 17,548 | 474 | 48,608 | 2,130 |
| 100,000 to 249,999 inhabitants..... | 634 | 67,042 | 9,469 | 2,117 | 130,729 | 16,091 | 330 | 22,278 | 1,152 |
| 50,000 to 99,999 inhabitants..... | 355 | 35,477 | 4,912 | 1,343 | 89,284 | 8,698 | 262 | 22,650 | 801 |
| 25,000 to 49,999 inhabitants..... | 309 | 31,025 | 3,947 | 1,169 | 68,080 | 6,974 | 218 | 12,453 | 522 |
| 10,000 to 24,999 inhabitants..... | 704 | 67,060 | 8,896 | 2,650 | 147,658 | 13,421 | 332 | 18,883 | 831 |
| 5,000 to 9,999 inhabitants..... | 641 | 50,041 | 5,773 | 2,317 | 132,399 | 8,930 | 263 | 11,502 | 363 |
| 2,500 to 4,999 inhabitants..... | 633 | 41,501 | 4,476 | 1,762 | 113,980 | 6,342 | 196 | 7,970 | 269 |
| Remainder of United States..... | 1,578 | 63,360 | 5,441 | 3,966 | 228,599 | 14,456 | 618 | 31,713 | 1,202 |
| | Fuel, ice dealers | | | Feed, farm, garden supply stores | | | Jewelry stores | | |
| United States, total..... | 1,584 | 106,335 | 14,312 | 2,641 | 386,483 | 19,739 | 2,092 | 142,590 | 20,621 |
| Cities with--500,000 or more inhabitants..... | 87 | (D) | (D) | 59 | 10,913 | 939 | 179 | 22,590 | 3,924 |
| 250,000 to 499,999 inhabitants..... | 136 | 5,680 | (D) | 114 | 10,446 | 786 | 208 | 26,023 | 3,941 |
| 100,000 to 249,999 inhabitants..... | 91 | 4,332 | 665 | 126 | 12,760 | 1,154 | 206 | 28,021 | 4,442 |
| 50,000 to 99,999 inhabitants..... | 54 | 4,910 | 542 | 79 | 13,376 | 832 | 125 | 14,511 | 1,989 |
| 25,000 to 49,999 inhabitants..... | 56 | 3,771 | 615 | 106 | 15,110 | 764 | 136 | 10,586 | 1,647 |
| 10,000 to 24,999 inhabitants..... | 150 | 11,821 | 1,808 | 329 | 52,043 | 3,000 | 377 | 20,391 | 2,792 |
| 5,000 to 9,999 inhabitants..... | 167 | 13,854 | 1,991 | 383 | 71,213 | 3,459 | 363 | 11,176 | 1,185 |
| 2,500 to 4,999 inhabitants..... | 203 | (D) | 2,064 | 410 | 74,754 | 2,890 | 265 | 5,744 | 455 |
| Remainder of United States..... | 640 | 45,107 | 5,696 | 1,035 | 125,868 | 5,915 | 233 | 3,548 | 246 |

Standard Notes: (D) Withheld to avoid disclosure. (NA) Not available. n.e.c. Not elsewhere classified. XXX Not applicable. (Z) Less than \$500. ... Represents zero.
¹Includes kinds of business not shown separately; may also include data for establishments without payroll which could not be classified by detailed kind of business. See introduction for explanation.
²May include data for establishments without payroll which could not be classified by detailed kind of business. See Introduction for explanation.

Table 1M. RETAIL TRADE: 1954—GEOGRAPHIC DIVISIONS, BY KIND OF BUSINESS AND CITY SIZE—Continued
Establishments, Sales, and Annual Payroll

| Division and city size | Estab- lishments (Number) | Sales (\$1,000) | Payroll, entire year (\$1,000) | Estab- lishments (Number) | Sales (\$1,000) | Payroll, entire year (\$1,000) | Estab- lishments (Number) | Sales (\$1,000) | Payroll, entire year (\$1,000) |
|---|---------------------------------|--------------------|--------------------------------------|--|--------------------|--------------------------------------|---------------------------------------|--------------------|--------------------------------------|
| WEST SOUTH CENTRAL—Continued | | | | | | | | | |
| | Book, stationery stores | | | Sporting goods, bicycle stores | | | Florists | | |
| United States, total..... | 481 | 44,154 | 8,007 | 773 | (D) | (D) | 1,736 | 44,101 | 5,855 |
| Cities with--500,000 or more inhabitants..... | 71 | (D) | (D) | 83 | 6,769 | (D) | 182 | 6,194 | (D) |
| 250,000 to 499,999 inhabitants..... | 62 | 8,814 | 2,000 | 86 | 4,732 | 508 | 231 | 6,234 | 978 |
| 100,000 to 249,999 inhabitants..... | 84 | 9,494 | 1,531 | 83 | 5,953 | 780 | 180 | 6,955 | 1,067 |
| 50,000 to 99,999 inhabitants..... | 37 | 3,253 | 589 | 62 | 4,854 | 575 | 89 | 3,711 | 627 |
| 25,000 to 49,999 inhabitants..... | 29 | 3,481 | 546 | 70 | 3,018 | 278 | 89 | 3,060 | 411 |
| 10,000 to 24,999 inhabitants..... | 87 | 5,710 | 849 | 138 | 5,233 | 402 | 219 | 6,711 | 946 |
| 5,000 to 9,999 inhabitants..... | 55 | 1,782 | 152 | 73 | 1,866 | 92 | 258 | 5,112 | 464 |
| 2,500 to 4,999 inhabitants..... | 22 | (D) | (D) | 42 | (D) | 38 | 203 | 3,137 | (D) |
| Remainder of United States..... | 34 | 415 | 15 | 136 | 2,960 | 243 | 285 | 2,987 | 170 |
| | Cigar stores, stands | | | News dealers, newsstands | | | Gift, novelty, souvenir stores | | |
| United States, total..... | 271 | 8,496 | 600 | 484 | 12,152 | 693 | 623 | 11,583 | 1,030 |
| Cities with--500,000 or more inhabitants..... | 57 | 2,453 | 223 | 50 | 1,604 | 139 | 95 | 2,092 | (D) |
| 250,000 to 499,999 inhabitants..... | 71 | 2,208 | 131 | 42 | 1,632 | (D) | 69 | 1,899 | 232 |
| 100,000 to 249,999 inhabitants..... | 73 | 1,798 | 98 | 46 | 1,498 | 104 | 76 | 1,472 | 82 |
| 50,000 to 99,999 inhabitants..... | 24 | 700 | 39 | 40 | 1,402 | 118 | 39 | 891 | 79 |
| 25,000 to 49,999 inhabitants..... | 21 | 751 | 67 | 37 | 867 | 64 | 31 | 843 | 133 |
| 10,000 to 24,999 inhabitants..... | 13 | 308 | 16 | 106 | 2,203 | 97 | 89 | 1,595 | 129 |
| 5,000 to 9,999 inhabitants..... | 5 | 54 | 4 | 83 | 1,908 | 69 | 85 | 1,347 | 88 |
| 2,500 to 4,999 inhabitants..... | 4 | 115 | 7 | 37 | 622 | (D) | 34 | 403 | (D) |
| Remainder of United States..... | 3 | 109 | 15 | 43 | 416 | 9 | 105 | 1,041 | 47 |
| | Music stores | | | Camera, photographic supply stores | | | NONSTORE RETAILERS, TOTAL | | |
| United States, total..... | 480 | 36,896 | 5,242 | 139 | 20,017 | 2,557 | 6,030 | 282,902 | 34,871 |
| Cities with--500,000 or more inhabitants..... | 47 | (D) | (D) | 15 | (D) | (D) | 793 | 56,550 | 9,477 |
| 250,000 to 499,999 inhabitants..... | 74 | 6,178 | 967 | 30 | 8,612 | 1,088 | 1,008 | 104,463 | 14,742 |
| 100,000 to 249,999 inhabitants..... | 94 | 8,490 | 1,263 | 34 | 4,344 | 658 | 895 | 40,352 | 5,387 |
| 50,000 to 99,999 inhabitants..... | 58 | 4,721 | 584 | 10 | 1,435 | 148 | 449 | 18,265 | 1,442 |
| 25,000 to 49,999 inhabitants..... | 39 | 3,080 | 423 | 15 | 909 | 125 | 346 | 9,681 | 796 |
| 10,000 to 24,999 inhabitants..... | 92 | 5,088 | 494 | 22 | 923 | 110 | 732 | 18,602 | 1,143 |
| 5,000 to 9,999 inhabitants..... | 47 | 1,552 | 152 | 6 | 201 | 23 | 540 | 11,088 | 497 |
| 2,500 to 4,999 inhabitants..... | 12 | (D) | (D) | 5 | 144 | 42 | 339 | 6,247 | 293 |
| Remainder of United States..... | 17 | 414 | 35 | 2 | (D) | (D) | 928 | 17,654 | 1,094 |
| | Mail order houses | | | Direct selling (house-to-house) organizations | | | Merchandise vending machine operators | | |
| United States, total..... | 88 | (D) | (D) | 5,364 | 151,983 | 20,619 | 578 | (D) | (D) |
| Cities with--500,000 or more inhabitants..... | 11 | (D) | (D) | 713 | 43,587 | 8,492 | 69 | (D) | (D) |
| 250,000 to 499,999 inhabitants..... | 27 | (D) | (D) | 877 | 29,350 | 4,007 | 104 | (D) | (D) |
| 100,000 to 249,999 inhabitants..... | 9 | 465 | 130 | 780 | 24,653 | 4,232 | 106 | 15,234 | 025 |
| 50,000 to 99,999 inhabitants..... | 7 | 578 | 73 | 380 | 9,908 | 1,015 | 62 | 7,779 | 354 |
| 25,000 to 49,999 inhabitants..... | 2 | (D) | (D) | 304 | 5,731 | 605 | 40 | (D) | (D) |
| 10,000 to 24,999 inhabitants..... | 9 | 484 | 40 | 628 | 11,392 | 836 | 95 | 6,726 | 267 |
| 5,000 to 9,999 inhabitants..... | 6 | 246 | 16 | 488 | 7,431 | 285 | 46 | 3,411 | 196 |
| 2,500 to 4,999 inhabitants..... | 2 | (D) | (D) | 319 | 4,934 | 234 | 18 | (D) | (D) |
| Remainder of United States..... | 15 | (D) | (D) | 875 | 14,997 | 913 | 38 | (D) | (D) |

Standard Notes: (D) Withheld to avoid disclosure. (NA) Not available. n.e.c. Not elsewhere classified. XXX Not applicable. (Z) Less than \$500. ... Represents zero.

Table 1M. RETAIL TRADE: 1954—GEOGRAPHIC DIVISIONS, BY KIND OF BUSINESS AND CITY SIZE—Continued
Establishments, Sales, and Annual Payroll

| Division and city size | Estab- lishments (Number) | Sales (\$1,000) | Payroll, entire year (\$1,000) | Estab- lishments (Number) | Sales (\$1,000) | Payroll, entire year (\$1,000) | Estab- lishments (Number) | Sales (\$1,000) | Payroll, entire year (\$1,000) |
|---|---|--------------------|--------------------------------------|---|--------------------|--------------------------------------|--|--------------------|--------------------------------------|
| MOUNTAIN | RETAIL TRADE, TOTAL | | | FOOD STORES, TOTAL¹ | | | Grocery stores | | |
| United States, total..... | 62,357 | 6,356,734 | 670,507 | 10,061 | 1,363,012 | 84,492 | 8,227 | 1,282,909 | 76,226 |
| Cities with--500,000 or more inhabitants..... | ... | ... | ... | ... | ... | ... | ... | ... | ... |
| 250,000 to 499,999 inhabitants..... | 4,466 | 696,494 | 86,089 | 776 | 137,999 | 10,506 | 508 | 124,571 | 8,935 |
| 100,000 to 249,999 inhabitants..... | 4,403 | 618,416 | 75,126 | 745 | 113,042 | 7,485 | 563 | 102,649 | 6,356 |
| 50,000 to 99,999 inhabitants..... | 3,354 | 392,649 | 45,323 | 617 | 89,347 | 5,473 | 483 | 84,401 | 4,912 |
| 25,000 to 49,999 inhabitants..... | 6,078 | 931,867 | 112,230 | 1,057 | 191,539 | 13,871 | 821 | 177,932 | 12,344 |
| 10,000 to 24,999 inhabitants..... | 7,547 | 972,919 | 105,910 | 1,075 | 211,933 | 13,808 | 867 | 200,274 | 12,534 |
| 5,000 to 9,999 inhabitants..... | 6,726 | 693,192 | 69,864 | 1,000 | 150,597 | 8,757 | 823 | 144,718 | 8,069 |
| 2,500 to 4,999 inhabitants..... | 7,236 | 675,399 | 63,466 | 1,063 | 148,398 | 8,122 | 867 | 140,982 | 7,504 |
| Remainder of United States..... | 21,747 | 1,375,798 | 112,499 | 3,728 | 320,157 | 16,470 | 3,295 | 307,182 | 15,572 |
| | Meat markets, fish (seafood) markets | | | Fruit stores, vegetable markets | | | Candy, nut, confectionery stores | | |
| United States, total..... | 393 | 34,070 | 2,529 | 210 | 6,002 | (D) | 313 | 7,140 | (D) |
| Cities with--500,000 or more inhabitants..... | ... | ... | ... | ... | ... | ... | ... | ... | ... |
| 250,000 to 499,999 inhabitants..... | 38 | 3,859 | 399 | 30 | 914 | 39 | 34 | (D) | 168 |
| 100,000 to 249,999 inhabitants..... | 54 | 4,906 | 364 | 29 | 991 | (D) | 26 | (D) | (D) |
| 50,000 to 99,999 inhabitants..... | 17 | 1,434 | 103 | 18 | 500 | (D) | 29 | 431 | 34 |
| 25,000 to 49,999 inhabitants..... | 63 | 6,802 | 473 | 14 | 693 | 32 | 31 | 1,150 | 154 |
| 10,000 to 24,999 inhabitants..... | 45 | 5,993 | 469 | 13 | 735 | 13 | 38 | 691 | 56 |
| 5,000 to 9,999 inhabitants..... | 38 | 2,205 | 185 | 22 | 302 | ... | 34 | 729 | 83 |
| 2,500 to 4,999 inhabitants..... | 52 | 3,546 | 248 | 20 | 416 | ... | 36 | 598 | 46 |
| Remainder of United States..... | 86 | 5,325 | 288 | 64 | 1,451 | 69 | 85 | 1,305 | 97 |
| | Bakery products stores | | | EATING, DRINKING PLACES, TOTAL² | | | Eating places (including refreshment stands) | | |
| United States, total..... | 486 | 16,241 | (D) | 12,917 | 511,251 | 101,127 | 7,701 | 318,368 | 72,337 |
| Cities with--500,000 or more inhabitants..... | ... | ... | ... | ... | ... | ... | ... | ... | ... |
| 250,000 to 499,999 inhabitants..... | 51 | 1,693 | 389 | 802 | 50,988 | 12,566 | 504 | 34,056 | 9,147 |
| 100,000 to 249,999 inhabitants..... | 47 | 2,172 | 419 | 894 | 42,333 | 9,601 | 641 | 32,205 | 7,927 |
| 50,000 to 99,999 inhabitants..... | 31 | 1,143 | 258 | 646 | 26,808 | 5,258 | 421 | 16,511 | 3,757 |
| 25,000 to 49,999 inhabitants..... | 67 | 2,631 | 628 | 1,385 | 74,590 | 16,434 | 851 | 45,508 | 11,395 |
| 10,000 to 24,999 inhabitants..... | 69 | 2,471 | 583 | 1,292 | 59,328 | 12,814 | 864 | 40,202 | 9,637 |
| 5,000 to 9,999 inhabitants..... | 60 | 2,012 | 353 | 1,200 | 47,922 | 9,405 | 825 | 30,851 | 6,933 |
| 2,500 to 4,999 inhabitants..... | 59 | 1,684 | (D) | 1,424 | 52,441 | 10,070 | 707 | 30,144 | 6,855 |
| Remainder of United States..... | 102 | 2,435 | 364 | 5,184 | 156,841 | 24,979 | 2,798 | 88,891 | 16,686 |
| | Drinking places | | | GENERAL MERCHANDISE GROUP, TOTAL² | | | Department stores | | |
| United States, total..... | 5,186 | 192,369 | 28,790 | 3,010 | 673,483 | 90,238 | 126 | 308,933 | 47,734 |
| Cities with--500,000 or more inhabitants..... | ... | ... | ... | ... | ... | ... | ... | ... | ... |
| 250,000 to 499,999 inhabitants..... | 206 | 16,524 | 3,419 | 115 | 101,810 | 15,566 | 11 | 84,589 | 12,795 |
| 100,000 to 249,999 inhabitants..... | 253 | 10,128 | 1,674 | 129 | 86,749 | 14,441 | 12 | (D) | (D) |
| 50,000 to 99,999 inhabitants..... | 221 | 10,269 | 1,501 | 99 | 43,561 | 7,655 | 9 | 27,566 | 4,148 |
| 25,000 to 49,999 inhabitants..... | 532 | 28,956 | 5,039 | 194 | 106,649 | 16,050 | 39 | 73,402 | 11,149 |
| 10,000 to 24,999 inhabitants..... | 428 | 19,126 | 3,177 | 237 | 92,729 | 12,855 | 43 | 49,259 | 6,966 |
| 5,000 to 9,999 inhabitants..... | 461 | 17,041 | 2,472 | 288 | 59,438 | 7,151 | 9 | (D) | (D) |
| 2,500 to 4,999 inhabitants..... | 627 | 22,297 | 3,215 | 348 | 55,378 | 6,392 | 1 | (D) | (D) |
| Remainder of United States..... | 2,368 | 67,628 | 8,293 | 1,600 | 127,169 | 10,128 | 2 | (D) | (D) |
| | Variety stores | | | General merchandise stores, n.e.c. | | | APPAREL, ACCESSORIES STORES, TOTAL¹ | | |
| United States, total..... | 788 | 99,254 | 15,410 | 2,060 | 264,328 | 27,094 | 3,515 | 305,303 | 37,943 |
| Cities with--500,000 or more inhabitants..... | ... | ... | ... | ... | ... | ... | ... | ... | ... |
| 250,000 to 499,999 inhabitants..... | 58 | 11,316 | 1,990 | 46 | 5,905 | 781 | 277 | 40,070 | 6,221 |
| 100,000 to 249,999 inhabitants..... | 69 | 12,661 | 2,029 | 46 | (D) | (D) | 313 | 40,501 | 5,877 |
| 50,000 to 99,999 inhabitants..... | 45 | 8,876 | 1,406 | 43 | 7,093 | 2,101 | 240 | (D) | (D) |
| 25,000 to 49,999 inhabitants..... | 62 | 16,843 | 2,777 | 93 | 16,404 | 2,124 | 584 | 62,703 | 8,594 |
| 10,000 to 24,999 inhabitants..... | 86 | 17,032 | 2,924 | 108 | 26,438 | 2,965 | 639 | 54,336 | 6,505 |
| 5,000 to 9,999 inhabitants..... | 100 | 15,023 | 2,141 | 168 | (D) | (D) | 464 | 32,071 | 3,369 |
| 2,500 to 4,999 inhabitants..... | 134 | 9,443 | 1,355 | 213 | (D) | (D) | 449 | (D) | (D) |
| Remainder of United States..... | 225 | 8,060 | 788 | 1,343 | (D) | (D) | 549 | 23,402 | 1,674 |
| | Shoe stores | | | Women's clothing, specialty stores | | | FURNITURE, HOME FURNISHINGS, APPLIANCE DEALERS, TOTAL² | | |
| United States, total..... | 629 | 47,968 | 6,138 | 1,393 | 120,862 | 14,986 | 3,196 | 299,056 | 39,698 |
| Cities with--500,000 or more inhabitants..... | ... | ... | ... | ... | ... | ... | ... | ... | ... |
| 250,000 to 499,999 inhabitants..... | 40 | 6,409 | 989 | 105 | 20,356 | 3,094 | 329 | 39,542 | 5,371 |
| 100,000 to 249,999 inhabitants..... | 63 | 7,524 | 1,013 | 119 | 18,078 | 2,619 | 318 | 40,498 | 6,038 |
| 50,000 to 99,999 inhabitants..... | 40 | 5,173 | 701 | 84 | (D) | (D) | 194 | 24,415 | 3,739 |
| 25,000 to 49,999 inhabitants..... | 114 | 10,114 | 1,358 | 243 | 25,195 | 3,399 | 440 | 54,987 | 7,934 |
| 10,000 to 24,999 inhabitants..... | 141 | 9,646 | 1,219 | 282 | 23,127 | 2,716 | 489 | 53,796 | 7,615 |
| 5,000 to 9,999 inhabitants..... | 91 | 4,725 | 519 | 183 | 9,858 | 852 | 394 | 31,996 | 3,705 |
| 2,500 to 4,999 inhabitants..... | 60 | 2,936 | 249 | 181 | (D) | (D) | 416 | 28,266 | 3,027 |
| Remainder of United States..... | 53 | 1,441 | 90 | 196 | 6,589 | 449 | 616 | 25,556 | 2,269 |

Standard Notes: (D) Withheld to avoid disclosure. (NA) Not available. n.e.c. Not elsewhere classified. XXX Not applicable. (Z) Less than \$500. ... Represents zero.

¹Includes kinds of business not shown separately; may also include data for establishments without payroll which could not be classified by detailed kind of business. See introduction for explanation. ²May include data for establishments without payroll which could not be classified by detailed kind of business. See Introduction for explanation.

Table 1M. RETAIL TRADE: 1954—GEOGRAPHIC DIVISIONS, BY KIND OF BUSINESS AND CITY SIZE—Continued
Establishments, Sales, and Annual Payroll

| Division and city size | Estab- lishments (Number) | Sales (\$1,000) | Payroll, entire year (\$1,000) | Estab- lishments (Number) | Sales (\$1,000) | Payroll, entire year (\$1,000) | Estab- lishments (Number) | Sales (\$1,000) | Payroll, entire year (\$1,000) |
|---|---|--------------------|--------------------------------------|--|--------------------|--------------------------------------|--|--------------------|--------------------------------------|
| MOUNTAIN—Continued | Furniture, home furnishings stores | | | Household appliance, radio, TV stores | | | AUTOMOTIVE GROUP, TOTAL¹ | | |
| United States, total..... | 1,588 | 178,951 | 24,130 | 1,594 | 119,919 | 15,568 | 3,877 | 1,219,741 | 121,109 |
| Cities with--500,000 or more inhabitants..... | ... | ... | ... | ... | ... | ... | ... | ... | ... |
| 250,000 to 499,999 inhabitants..... | 195 | 26,604 | 3,815 | 132 | 12,932 | 1,556 | 260 | 135,278 | 12,550 |
| 100,000 to 249,999 inhabitants..... | 167 | 29,087 | 4,572 | 149 | 11,383 | 1,466 | 273 | 115,160 | 11,510 |
| 50,000 to 99,999 inhabitants..... | 113 | (D) | (D) | 81 | (D) | (D) | 191 | 76,189 | 7,273 |
| 25,000 to 49,999 inhabitants..... | 214 | 29,366 | 4,437 | 224 | 25,597 | 3,497 | 461 | 188,031 | 20,511 |
| 10,000 to 24,999 inhabitants..... | 241 | 28,954 | 3,934 | 248 | 24,842 | 3,681 | 592 | 222,625 | 23,688 |
| 5,000 to 9,999 inhabitants..... | 204 | 19,864 | 2,152 | 190 | 12,132 | 1,553 | 538 | 152,721 | 15,718 |
| 2,500 to 4,999 inhabitants..... | 204 | (D) | (D) | 208 | (D) | (D) | 572 | 145,420 | 14,349 |
| Remainder of United States..... | 250 | 14,160 | 1,265 | 362 | 11,384 | 1,004 | 990 | 184,317 | 15,510 |
| | Passenger car dealers (franchised) | | | Passenger car dealers (nonfranchised) | | | Tire, battery, accessory dealers | | |
| United States, total..... | 2,058 | 995,787 | 104,427 | 851 | 119,131 | 5,606 | 686 | 65,326 | 8,938 |
| Cities with--500,000 or more inhabitants..... | ... | ... | ... | ... | ... | ... | ... | ... | ... |
| 250,000 to 499,999 inhabitants..... | 52 | 97,979 | 9,714 | 139 | 25,250 | 1,271 | 53 | 8,500 | 1,317 |
| 100,000 to 249,999 inhabitants..... | 53 | 80,564 | 8,872 | 126 | 20,452 | 1,037 | 56 | 6,828 | 1,203 |
| 50,000 to 99,999 inhabitants..... | 51 | 58,438 | 6,117 | 70 | 10,388 | 388 | 38 | 4,388 | 623 |
| 25,000 to 49,999 inhabitants..... | 173 | 148,402 | 17,269 | 143 | 18,458 | 824 | 100 | 13,309 | 1,978 |
| 10,000 to 24,999 inhabitants..... | 324 | 186,971 | 21,056 | 117 | 17,626 | 792 | 99 | 11,672 | 1,583 |
| 5,000 to 9,999 inhabitants..... | 349 | 136,625 | 14,311 | 73 | 6,042 | 341 | 100 | 8,659 | 1,014 |
| 2,500 to 4,999 inhabitants..... | 419 | 133,550 | 13,363 | 50 | 4,459 | 304 | 85 | 5,576 | 619 |
| Remainder of United States..... | 637 | 153,058 | 13,725 | 133 | 16,456 | 649 | 155 | 6,394 | 601 |
| | GASOLINE SERVICE STATIONS | | | LUMBER, BUILDING MATERIALS, HARDWARE, FARM EQUIPMENT DEALERS, TOTAL² | | | Farm equipment dealers | | |
| United States, total..... | 8,366 | 521,422 | 41,637 | 4,522 | 627,737 | 67,957 | 1,003 | 169,047 | 17,109 |
| Cities with--500,000 or more inhabitants..... | ... | ... | ... | ... | ... | ... | ... | ... | ... |
| 250,000 to 499,999 inhabitants..... | 495 | 34,659 | 3,385 | 186 | 35,234 | 4,222 | 10 | 876 | 115 |
| 100,000 to 249,999 inhabitants..... | 534 | 41,895 | 4,256 | 176 | 42,650 | 4,552 | 13 | 3,510 | 509 |
| 50,000 to 99,999 inhabitants..... | 427 | 26,382 | 2,420 | 154 | 30,253 | 3,625 | 13 | (D) | (D) |
| 25,000 to 49,999 inhabitants..... | 766 | 58,603 | 5,762 | 564 | 75,153 | 9,469 | 41 | 9,204 | 1,137 |
| 10,000 to 24,999 inhabitants..... | 918 | 65,192 | 5,602 | 560 | 95,903 | 11,103 | 121 | 31,188 | 3,448 |
| 5,000 to 9,999 inhabitants..... | 849 | 59,147 | 4,766 | 503 | 81,802 | 9,642 | 112 | 20,606 | 2,292 |
| 2,500 to 4,999 inhabitants..... | 478 | 56,470 | 4,318 | 696 | 87,067 | 8,670 | 179 | (D) | (D) |
| Remainder of United States..... | 3,499 | 178,074 | 11,128 | 1,883 | 179,655 | 16,674 | 514 | 67,395 | 5,915 |
| | Lumber, building materials dealers | | | Plumbing, paint, electrical stores | | | Hardware stores | | |
| United States, total..... | 1,584 | 314,085 | 33,355 | 618 | 35,863 | 5,929 | 1,309 | 108,424 | 11,564 |
| Cities with--500,000 or more inhabitants..... | ... | ... | ... | ... | ... | ... | ... | ... | ... |
| 250,000 to 499,999 inhabitants..... | 54 | 27,434 | 3,158 | 35 | 2,609 | 465 | 87 | 4,335 | 484 |
| 100,000 to 249,999 inhabitants..... | 67 | 31,210 | 3,177 | 68 | 4,984 | 767 | 28 | 2,946 | 336 |
| 50,000 to 99,999 inhabitants..... | 64 | 17,101 | 1,952 | 45 | (D) | (D) | 32 | (D) | (D) |
| 25,000 to 49,999 inhabitants..... | 154 | 46,906 | 5,354 | 73 | 7,116 | 1,943 | 92 | 11,707 | 1,635 |
| 10,000 to 24,999 inhabitants..... | 189 | 42,031 | 4,481 | 98 | 6,468 | 1,194 | 150 | 16,128 | 1,980 |
| 5,000 to 9,999 inhabitants..... | 173 | 40,201 | 4,569 | 72 | 3,231 | 496 | 146 | 17,764 | 2,285 |
| 2,500 to 4,999 inhabitants..... | 205 | 32,116 | 3,206 | 81 | (D) | (D) | 231 | (D) | (D) |
| Remainder of United States..... | 678 | 77,086 | 7,695 | 146 | 4,983 | 755 | 543 | 30,181 | 2,309 |
| | DRUG STORES, PROPRIETARY STORES | | | OTHER RETAIL STORES, TOTAL¹ | | | Liquor stores | | |
| United States, total..... | 2,151 | 234,378 | 27,816 | 8,637 | 516,344 | 47,814 | 1,343 | 108,100 | 4,503 |
| Cities with--500,000 or more inhabitants..... | ... | ... | ... | ... | ... | ... | ... | ... | ... |
| 250,000 to 499,999 inhabitants..... | 229 | 34,619 | 4,116 | 743 | 48,817 | 5,996 | 97 | 11,719 | 502 |
| 100,000 to 249,999 inhabitants..... | 151 | 23,584 | 3,177 | 615 | 62,017 | 6,625 | 77 | 17,671 | 659 |
| 50,000 to 99,999 inhabitants..... | 99 | 13,206 | 1,767 | 514 | (D) | (D) | 65 | 5,013 | 262 |
| 25,000 to 49,999 inhabitants..... | 248 | 35,625 | 4,539 | 1,081 | 75,295 | 7,978 | 92 | 15,222 | 614 |
| 10,000 to 24,999 inhabitants..... | 255 | 33,825 | 4,031 | 1,182 | 74,404 | 7,110 | 132 | 16,919 | 833 |
| 5,000 to 9,999 inhabitants..... | 227 | 25,848 | 3,328 | 971 | 48,486 | 3,903 | 111 | 8,443 | 346 |
| 2,500 to 4,999 inhabitants..... | 246 | 23,566 | 2,558 | 1,001 | (D) | (D) | 136 | 10,301 | 384 |
| Remainder of United States..... | 696 | 44,105 | 4,300 | 2,530 | 126,198 | 8,470 | 633 | 22,812 | 903 |
| | Fuel, ice dealers | | | Feed, farm, garden supply stores | | | Jewelry stores | | |
| United States, total..... | 665 | 54,000 | 7,063 | 870 | 135,435 | (D) | 1,057 | 48,778 | 7,404 |
| Cities with--500,000 or more inhabitants..... | ... | ... | ... | ... | ... | ... | ... | ... | ... |
| 250,000 to 499,999 inhabitants..... | 37 | 1,674 | 253 | 26 | 5,372 | 778 | 104 | 5,985 | 973 |
| 100,000 to 249,999 inhabitants..... | 21 | 7,098 | 914 | 27 | 7,192 | 70 | 83 | 6,954 | 1,038 |
| 50,000 to 99,999 inhabitants..... | 37 | 2,001 | 317 | 36 | 4,651 | (D) | 54 | 4,301 | 1,318 |
| 25,000 to 49,999 inhabitants..... | 55 | 6,075 | 902 | 51 | 10,874 | 717 | 157 | 10,569 | 1,593 |
| 10,000 to 24,999 inhabitants..... | 67 | 6,948 | 882 | 95 | 14,038 | 996 | 166 | 8,177 | 1,152 |
| 5,000 to 9,999 inhabitants..... | 76 | 3,980 | 575 | 111 | 16,887 | 1,118 | 141 | 5,193 | 714 |
| 2,500 to 4,999 inhabitants..... | 93 | 9,774 | 1,097 | 129 | 16,041 | 1,092 | 185 | 4,642 | 398 |
| Remainder of United States..... | 279 | 16,450 | 2,123 | 395 | 60,380 | 3,322 | 167 | 2,957 | 218 |

Standard Notes: (D) Withheld to avoid disclosure. (NA) Not available. n.e.c. Not elsewhere classified. XXX Not applicable. (Z) Less than \$500. ... Represents zero.
¹Includes kinds of business not shown separately; may also include data for establishments without payroll which could not be classified by detailed kind of business. See introduction for explanation. ²May include data for establishments without payroll which could not be classified by detailed kind of business. See Introduction for explanation.

Table 1M. RETAIL TRADE: 1954—GEOGRAPHIC DIVISIONS, BY KIND OF BUSINESS AND CITY SIZE—Continued
Establishments, Sales, and Annual Payroll

| Division and city size | Estab- lishments (Number) | Sales (\$1,000) | Payroll, entire year (\$1,000) | Estab- lishments (Number) | Sales (\$1,000) | Payroll, entire year (\$1,000) | Estab- lishments (Number) | Sales (\$1,000) | Payroll, entire year (\$1,000) |
|---|---------------------------------|--------------------|--------------------------------------|---------------------------------|--------------------|--------------------------------------|---------------------------------|--------------------|--------------------------------------|
| MOUNTAIN—Continued | | | | | | | | | |
| Book, stationery stores Sporting goods, bicycle stores Florists | | | | | | | | | |
| United States, total..... | 219 | (D) | (D) | 515 | 26,158 | 2,368 | 481 | 15,701 | 2,369 |
| Cities with--500,000 or more inhabitants..... | *** | *** | *** | *** | *** | *** | *** | *** | *** |
| 250,000 to 499,999 inhabitants..... | 30 | (D) | (D) | 41 | 4,446 | 523 | 42 | 2,180 | 390 |
| 100,000 to 249,999 inhabitants..... | 13 | (D) | (D) | 48 | 3,353 | 312 | 32 | 1,717 | 373 |
| 50,000 to 99,999 inhabitants..... | 14 | (D) | (D) | 27 | 2,547 | 288 | 32 | 1,140 | 185 |
| 25,000 to 49,999 inhabitants..... | 51 | 3,782 | 664 | 64 | 4,182 | 451 | 77 | 3,159 | 495 |
| 10,000 to 24,999 inhabitants..... | 53 | 4,129 | 565 | 101 | 4,835 | 356 | 78 | 3,181 | 557 |
| 5,000 to 9,999 inhabitants..... | 20 | 944 | 105 | 71 | 2,504 | 132 | 74 | 1,787 | 182 |
| 2,500 to 4,999 inhabitants..... | 19 | 878 | 64 | 59 | 1,670 | 126 | 78 | 1,520 | 86 |
| Remainder of United States..... | 19 | 246 | 28 | 104 | 2,621 | 180 | 68 | 1,017 | 101 |
| Cigar stores, stands News dealers, newsstands Gift, novelty, souvenir stores | | | | | | | | | |
| United States, total..... | 167 | (D) | 554 | 193 | 6,573 | (D) | 712 | 19,813 | 1,987 |
| Cities with--500,000 or more inhabitants..... | *** | *** | *** | *** | *** | *** | *** | *** | *** |
| 250,000 to 499,999 inhabitants..... | 36 | 907 | 62 | 6 | (D) | (D) | 45 | 829 | 85 |
| 100,000 to 249,999 inhabitants..... | 8 | (D) | (D) | 10 | (D) | (D) | 33 | 721 | 54 |
| 50,000 to 99,999 inhabitants..... | 11 | 379 | 43 | 18 | 509 | 39 | 43 | 1,219 | 127 |
| 25,000 to 49,999 inhabitants..... | 26 | 836 | 95 | 20 | 1,489 | 129 | 94 | 3,361 | 303 |
| 10,000 to 24,999 inhabitants..... | 31 | 1,179 | 114 | 40 | 1,470 | 75 | 69 | 2,237 | 297 |
| 5,000 to 9,999 inhabitants..... | 19 | 302 | 25 | 33 | 825 | 68 | 67 | 1,229 | 110 |
| 2,500 to 4,999 inhabitants..... | 12 | 566 | (D) | 27 | 567 | 17 | 70 | 1,518 | 122 |
| Remainder of United States..... | 24 | 704 | 57 | 39 | 1,030 | 57 | 291 | 8,699 | 889 |
| Music stores Camera, photographic supply stores NONSTORE RETAILERS, TOTAL | | | | | | | | | |
| United States, total..... | 242 | 15,553 | 2,098 | 117 | 9,059 | 1,030 | 2,105 | 85,007 | 10,676 |
| Cities with--500,000 or more inhabitants..... | *** | *** | *** | *** | *** | *** | *** | *** | *** |
| 250,000 to 499,999 inhabitants..... | 32 | 2,765 | (D) | 12 | (D) | (D) | 234 | 37,458 | 5,590 |
| 100,000 to 249,999 inhabitants..... | 31 | 3,520 | (D) | 11 | 1,542 | 190 | 255 | 9,987 | 1,564 |
| 50,000 to 99,999 inhabitants..... | 16 | 1,409 | 225 | 16 | 1,255 | 118 | 173 | 4,918 | (D) |
| 25,000 to 49,999 inhabitants..... | 51 | 3,497 | 455 | 20 | 1,912 | 263 | 298 | 8,692 | 1,088 |
| 10,000 to 24,999 inhabitants..... | 53 | 2,737 | 302 | 20 | 1,264 | 187 | 308 | 7,848 | 779 |
| 5,000 to 9,999 inhabitants..... | 22 | 664 | 27 | 16 | 669 | 73 | 202 | 3,164 | 120 |
| 2,500 to 4,999 inhabitants..... | 21 | 449 | 13 | 9 | (D) | (D) | 143 | 2,616 | (D) |
| Remainder of United States..... | 16 | 512 | 48 | 13 | 367 | 36 | 472 | 10,324 | 897 |
| Mail order houses Direct selling (house-to-house) organizations Merchandise vending machine operators | | | | | | | | | |
| United States, total..... | 38 | (D) | (D) | 1,865 | 45,918 | 6,201 | 202 | (D) | (D) |
| Cities with--500,000 or more inhabitants..... | *** | *** | *** | *** | *** | *** | *** | *** | *** |
| 250,000 to 499,999 inhabitants..... | 9 | (D) | (D) | 219 | 8,695 | 1,801 | 26 | (D) | (D) |
| 100,000 to 249,999 inhabitants..... | 8 | (D) | *** | 223 | 7,928 | 1,400 | 24 | (D) | 164 |
| 50,000 to 99,999 inhabitants..... | 5 | 199 | 34 | 144 | 2,944 | 405 | 24 | 1,775 | 91 |
| 25,000 to 49,999 inhabitants..... | 4 | (D) | (D) | 257 | 7,019 | 994 | 37 | (D) | (D) |
| 10,000 to 24,999 inhabitants..... | 7 | 519 | 89 | 267 | 5,698 | 631 | 34 | 1,651 | 59 |
| 5,000 to 9,999 inhabitants..... | 1 | (D) | (D) | 192 | 2,467 | (D) | 9 | (D) | (D) |
| 2,500 to 4,999 inhabitants..... | 3 | (D) | (D) | 130 | 2,126 | (D) | 10 | (D) | (D) |
| Remainder of United States..... | 1 | (D) | (D) | 433 | 9,041 | 812 | 38 | (D) | (D) |

Standard Notes: (D) Withheld to avoid disclosure. (NA) Not available. n.e.c. Not elsewhere classified. XXX Not applicable. (Z) Less than \$500. ... Represents zero.

Table 1M. RETAIL TRADE: 1954—GEOGRAPHIC DIVISIONS, BY KIND OF BUSINESS AND CITY SIZE—Continued
Establishments, Sales, and Annual Payroll

| Division and city size | Estab- lishments (Number) | Sales (\$1,000) | Payroll, entire year (\$1,000) | Estab- lishments (Number) | Sales (\$1,000) | Payroll, entire year (\$1,000) | Estab- lishments (Number) | Sales (\$1,000) | Payroll, entire year (\$1,000) |
|---|---|--------------------|--------------------------------------|---|--------------------|--------------------------------------|--|--------------------|--------------------------------------|
| PACIFIC | RETAIL TRADE, TOTAL | | | FOOD STORES, TOTAL¹ | | | Grocery stores | | |
| United States, total..... | 177,168 | 20,438,872 | 2,369,268 | 32,019 | 5,004,892 | 366,342 | 21,044 | 4,297,102 | 294,677 |
| Cities with--500,000 or more inhabitants..... | 33,998 | 4,406,033 | 585,187 | 6,371 | 962,028 | 80,505 | 3,568 | 758,103 | 57,796 |
| 250,000 to 499,999 inhabitants..... | 23,541 | 3,069,815 | 405,028 | 4,608 | 655,990 | 49,305 | 2,851 | 547,554 | 38,744 |
| 100,000 to 249,999 inhabitants..... | 10,739 | 1,440,386 | 176,308 | 2,073 | 319,207 | 23,154 | 1,367 | 273,726 | 18,803 |
| 50,000 to 99,999 inhabitants..... | 13,618 | 1,867,903 | 214,260 | 2,129 | 441,008 | 33,907 | 1,256 | 375,856 | 27,244 |
| 25,000 to 49,999 inhabitants..... | 14,068 | 1,896,309 | 223,686 | 2,238 | 444,499 | 34,472 | 1,431 | 391,126 | 28,417 |
| 10,000 to 24,999 inhabitants..... | 21,933 | 2,632,599 | 286,254 | 3,622 | 667,680 | 49,099 | 2,391 | 587,123 | 40,568 |
| 5,000 to 9,999 inhabitants..... | 9,597 | 1,044,962 | 106,881 | 1,521 | 246,239 | 16,347 | 1,076 | 221,340 | 13,867 |
| 2,500 to 4,999 inhabitants..... | 8,763 | 820,249 | 77,314 | 1,390 | 206,005 | 12,799 | 964 | 185,823 | 11,144 |
| Remainder of United States..... | 40,911 | 3,260,616 | 294,350 | 8,067 | 1,062,236 | 66,754 | 6,140 | 956,451 | 58,094 |
| | Meat markets, fish (seafood) markets | | | Fruit stores, vegetable markets | | | Candy, nut, confectionery stores | | |
| United States, total..... | 4,256 | 371,972 | 27,479 | 1,342 | 67,814 | 5,728 | 834 | 33,239 | 5,106 |
| Cities with--500,000 or more inhabitants..... | 962 | 91,934 | 7,158 | 413 | 23,215 | 2,399 | 225 | 11,406 | 2,115 |
| 250,000 to 499,999 inhabitants..... | 706 | 59,480 | 4,505 | 170 | 10,098 | (D) | 125 | (D) | (D) |
| 100,000 to 249,999 inhabitants..... | 286 | 25,147 | 1,694 | 81 | 3,983 | 225 | 60 | (D) | (D) |
| 50,000 to 99,999 inhabitants..... | 320 | 30,662 | 2,318 | 116 | 6,234 | 418 | 56 | 3,112 | 443 |
| 25,000 to 49,999 inhabitants..... | 300 | 28,215 | 2,146 | 86 | 4,397 | 393 | 81 | 2,624 | 332 |
| 10,000 to 24,999 inhabitants..... | 489 | 46,374 | 3,697 | 121 | 5,050 | 392 | 108 | 4,304 | 581 |
| 5,000 to 9,999 inhabitants..... | 175 | 14,726 | 993 | 51 | 1,562 | 61 | 40 | 881 | 108 |
| 2,500 to 4,999 inhabitants..... | 182 | 12,470 | 731 | 47 | 1,937 | (D) | 27 | 386 | 38 |
| Remainder of United States..... | 836 | 62,964 | 4,237 | 257 | 11,338 | 845 | 112 | 3,240 | 314 |
| | Bakery products stores | | | EATING, DRINKING PLACES, TOTAL² | | | Eating places (including refreshment stands) | | |
| United States, total..... | 2,398 | 99,647 | 20,015 | 35,915 | 1,666,313 | 388,478 | 24,273 | 1,197,327 | 302,229 |
| Cities with--500,000 or more inhabitants..... | 556 | 27,470 | 5,529 | 7,455 | 449,137 | 116,713 | 5,293 | 347,428 | 94,822 |
| 250,000 to 499,999 inhabitants..... | 405 | 14,905 | 2,932 | 5,133 | 259,223 | 64,347 | 3,270 | 185,277 | 50,181 |
| 100,000 to 249,999 inhabitants..... | 155 | 6,698 | 1,488 | 2,022 | 98,578 | 23,020 | 1,341 | 70,596 | 18,042 |
| 50,000 to 99,999 inhabitants..... | 207 | 9,471 | 1,815 | 2,470 | 122,532 | 28,605 | 1,768 | 84,544 | 21,949 |
| 25,000 to 49,999 inhabitants..... | 187 | 9,769 | 2,283 | 2,502 | 124,753 | 30,433 | 1,860 | 96,459 | 24,950 |
| 10,000 to 24,999 inhabitants..... | 280 | 12,307 | 2,677 | 3,959 | 170,650 | 37,616 | 2,656 | 117,640 | 27,788 |
| 5,000 to 9,999 inhabitants..... | 102 | 3,887 | 829 | 1,728 | 66,849 | 14,205 | 1,176 | 45,460 | 10,544 |
| 2,500 to 4,999 inhabitants..... | 111 | 3,212 | 578 | 1,554 | 55,667 | 11,328 | 1,027 | 35,433 | 7,955 |
| Remainder of United States..... | 395 | 11,928 | 1,884 | 9,092 | 318,924 | 62,211 | 5,882 | 210,490 | 45,998 |
| | Drinking places | | | GENERAL MERCHANDISE GROUP, TOTAL² | | | Department stores | | |
| United States, total..... | 11,574 | 468,004 | 86,249 | 5,960 | 2,104,711 | 317,496 | 284 | 1,379,112 | 223,522 |
| Cities with--500,000 or more inhabitants..... | 2,150 | 101,589 | 12,891 | 870 | 556,241 | 91,743 | 38 | 455,806 | 76,036 |
| 250,000 to 499,999 inhabitants..... | 1,861 | 73,928 | 14,166 | 653 | 461,216 | 78,005 | 39 | 385,012 | 66,379 |
| 100,000 to 249,999 inhabitants..... | 677 | 27,882 | 4,978 | 278 | 212,440 | 33,528 | 26 | (D) | (D) |
| 50,000 to 99,999 inhabitants..... | 696 | 33,906 | 6,656 | 381 | 215,794 | 30,850 | 36 | 151,788 | 21,438 |
| 25,000 to 49,999 inhabitants..... | 642 | 28,294 | 5,483 | 416 | 180,779 | 27,153 | 50 | 97,996 | 14,818 |
| 10,000 to 24,999 inhabitants..... | 1,299 | 52,934 | 9,828 | 669 | 201,257 | 27,784 | 64 | 86,906 | 13,101 |
| 5,000 to 9,999 inhabitants..... | 550 | 21,381 | 3,661 | 377 | 80,794 | 10,335 | 18 | 18,519 | 2,813 |
| 2,500 to 4,999 inhabitants..... | 523 | 20,212 | 3,373 | 399 | 46,912 | 5,292 | 5 | (D) | (D) |
| Remainder of United States..... | 3,176 | 107,878 | 16,213 | 1,917 | 149,278 | 12,806 | 8 | 13,112 | 1,681 |
| | Variety stores | | | General merchandise stores, n.e.c. | | | APPAREL, ACCESSORIES STORES, TOTAL¹ | | |
| United States, total..... | 2,683 | 303,062 | 48,487 | 2,959 | 421,551 | 45,487 | 12,476 | 1,193,025 | 162,337 |
| Cities with--500,000 or more inhabitants..... | 387 | 55,842 | 10,297 | 443 | 44,565 | 5,410 | 2,676 | 335,223 | 52,325 |
| 250,000 to 499,999 inhabitants..... | 381 | 46,910 | 8,076 | 229 | 29,262 | 3,550 | 1,682 | 200,509 | 31,350 |
| 100,000 to 249,999 inhabitants..... | 158 | 24,840 | 4,260 | 94 | (D) | (D) | 850 | 94,540 | 13,441 |
| 50,000 to 99,999 inhabitants..... | 188 | 33,341 | 5,462 | 157 | 30,665 | 3,950 | 1,216 | 127,932 | 16,300 |
| 25,000 to 49,999 inhabitants..... | 183 | 35,216 | 5,793 | 183 | 47,567 | 6,542 | 1,341 | 142,152 | 19,629 |
| 10,000 to 24,999 inhabitants..... | 292 | 39,728 | 6,390 | 307 | 74,423 | 8,293 | 1,866 | 137,611 | 15,209 |
| 5,000 to 9,999 inhabitants..... | 188 | 20,876 | 3,067 | 171 | 41,399 | 4,455 | 750 | 49,005 | 4,973 |
| 2,500 to 4,999 inhabitants..... | 207 | 12,509 | 1,608 | 187 | (D) | (D) | 579 | 29,418 | 2,657 |
| Remainder of United States..... | 699 | 33,800 | 3,534 | 1,188 | 101,640 | 7,591 | 1,516 | 76,635 | 6,453 |
| | Shoe stores | | | Women's clothing, specialty stores | | | FURNITURE, HOME FURNISHINGS, APPLIANCE DEALERS, TOTAL² | | |
| United States, total..... | 2,613 | 225,653 | 30,274 | 4,865 | 477,875 | 67,849 | 11,038 | 1,185,251 | 155,759 |
| Cities with--500,000 or more inhabitants..... | 484 | 49,837 | 7,572 | 972 | 138,048 | 23,238 | 2,253 | 303,715 | 40,828 |
| 250,000 to 499,999 inhabitants..... | 377 | 44,903 | 6,514 | 642 | 84,543 | 13,158 | 1,441 | 178,214 | 25,182 |
| 100,000 to 249,999 inhabitants..... | 229 | (D) | (D) | 300 | 38,438 | 5,698 | 730 | 106,073 | 15,484 |
| 50,000 to 99,999 inhabitants..... | 284 | 27,088 | 3,563 | 495 | 47,533 | 5,921 | 1,035 | 125,770 | 16,234 |
| 25,000 to 49,999 inhabitants..... | 296 | 27,600 | 3,622 | 563 | 61,592 | 8,666 | 979 | 118,326 | 16,513 |
| 10,000 to 24,999 inhabitants..... | 416 | 28,906 | 3,517 | 787 | 55,311 | 6,466 | 1,518 | 139,382 | 17,862 |
| 5,000 to 9,999 inhabitants..... | 168 | 9,637 | 1,024 | 310 | 18,185 | 1,844 | 670 | 54,532 | 6,480 |
| 2,500 to 4,999 inhabitants..... | 110 | (D) | (D) | 224 | 8,274 | 672 | 562 | 35,383 | 3,763 |
| Remainder of United States..... | 249 | 11,866 | 1,175 | 572 | 25,951 | 2,206 | 1,850 | 123,856 | 13,413 |

Standard Notes: (D) Withheld to avoid disclosure. (NA) Not available. n.e.c. Not elsewhere classified. XXX Not applicable. (Z) Less than \$500. ... Represents zero.

¹Includes kinds of business not shown separately; may also include data for establishments without payroll which could not be classified by detailed kind of business. See Introduction for explanation. ²May include data for establishments without payroll which could not be classified by detailed kind of business. See Introduction for explanation.

Table 1M. RETAIL TRADE: 1954—GEOGRAPHIC DIVISIONS, BY KIND OF BUSINESS AND CITY SIZE—Continued
Establishments, Sales, and Annual Payroll

| Division and city size | Estab- lishments (Number) | Sales (\$1,000) | Payroll, entire year (\$1,000) | Estab- lishments (Number) | Sales (\$1,000) | Payroll, entire year (\$1,000) | Estab- lishments (Number) | Sales (\$1,000) | Payroll, entire year (\$1,000) |
|---|---------------------------------|--------------------|---|---------------------------------|--------------------|--------------------------------------|---------------------------------|--------------------|--------------------------------------|
| PACIFIC—Continued | | | | | | | | | |
| Furniture, home furnishings stores | | | Household appliance, radio, TV stores | | | AUTOMOTIVE GROUP, TOTAL ¹ | | | |
| United States, total..... | 6,170 | 768,414 | 104,624 | 4,806 | 415,963 | 51,135 | 8,900 | 3,475,667 | 361,897 |
| Cities with--500,000 or more inhabitants..... | 1,439 | 212,940 | 30,698 | 806 | 90,609 | 10,130 | 1,086 | 687,308 | 68,493 |
| 250,000 to 499,999 inhabitants..... | 827 | 123,312 | 17,687 | 602 | 54,716 | 7,495 | 1,114 | 504,448 | 55,481 |
| 100,000 to 249,999 inhabitants..... | 407 | 67,540 | (D) | 315 | 38,473 | (D) | 566 | 238,590 | 25,558 |
| 50,000 to 99,999 inhabitants..... | 572 | 81,942 | 10,670 | 455 | 43,712 | 5,564 | 824 | 374,954 | 39,630 |
| 25,000 to 49,999 inhabitants..... | 571 | 76,191 | 10,419 | 404 | 42,123 | 6,094 | 811 | 384,132 | 40,979 |
| 10,000 to 24,999 inhabitants..... | 805 | 80,166 | 10,037 | 697 | 58,984 | 7,825 | 1,384 | 531,370 | 57,009 |
| 5,000 to 9,999 inhabitants..... | 342 | 31,340 | 3,926 | 328 | 23,192 | 2,954 | 706 | 228,344 | 23,973 |
| 2,500 to 4,999 inhabitants..... | 262 | 20,603 | (D) | 298 | 14,704 | (D) | 679 | 170,554 | 17,010 |
| Remainder of United States..... | 945 | 74,380 | 8,355 | 901 | 49,450 | 5,058 | 1,730 | 355,967 | 33,764 |
| Passenger car dealers (franchised) | | | Passenger car dealers (nonfranchised) | | | Tire, battery, accessory dealers | | | |
| United States, total..... | 3,380 | 2,840,215 | 305,961 | 2,384 | 333,927 | 18,266 | 2,239 | 210,203 | 31,027 |
| Cities with--500,000 or more inhabitants..... | 295 | 578,548 | 58,209 | 363 | 65,825 | 3,889 | 329 | 31,853 | 5,285 |
| 250,000 to 499,999 inhabitants..... | 229 | 380,870 | 44,328 | 484 | (D) | 3,808 | 245 | 32,815 | 5,624 |
| 100,000 to 249,999 inhabitants..... | 127 | 181,369 | 20,719 | 255 | 35,122 | 1,817 | 132 | (D) | (D) |
| 50,000 to 99,999 inhabitants..... | 228 | 295,187 | 32,663 | 310 | 47,496 | 2,655 | 187 | 21,003 | 3,467 |
| 25,000 to 49,999 inhabitants..... | 309 | 327,249 | 35,425 | 211 | 26,501 | 1,549 | 216 | 23,995 | 3,642 |
| 10,000 to 24,999 inhabitants..... | 659 | 451,494 | 49,663 | 244 | 35,230 | 1,710 | 331 | 34,141 | 5,022 |
| 5,000 to 9,999 inhabitants..... | 400 | 200,633 | 21,689 | 101 | 9,629 | 518 | 161 | 12,835 | 1,553 |
| 2,500 to 4,999 inhabitants..... | 411 | 153,798 | 15,585 | 54 | (D) | 203 | 192 | (D) | (D) |
| Remainder of United States..... | 722 | 271,067 | 27,680 | 362 | 38,456 | 2,117 | 446 | 24,618 | 2,562 |
| GASOLINE SERVICE STATIONS | | | LUMBER, BUILDING MATERIALS, HARDWARE, FARM EQUIPMENT DEALERS, TOTAL ² | | | Farm equipment dealers | | | |
| United States, total..... | 20,649 | 1,451,572 | 129,702 | 9,136 | 1,413,611 | 163,794 | 968 | 254,364 | 30,841 |
| Cities with--500,000 or more inhabitants..... | 3,116 | 252,481 | 26,117 | 1,000 | 180,590 | 18,563 | 13 | 1,822 | (D) |
| 250,000 to 499,999 inhabitants..... | 2,361 | 176,869 | 18,251 | 929 | 130,859 | 17,124 | 27 | 5,553 | 528 |
| 100,000 to 249,999 inhabitants..... | 1,126 | 83,986 | 7,870 | 473 | 79,700 | 9,119 | 39 | 11,300 | 1,286 |
| 50,000 to 99,999 inhabitants..... | 1,552 | 115,712 | 10,512 | 598 | 110,501 | 12,976 | 33 | 15,808 | 2,112 |
| 25,000 to 49,999 inhabitants..... | 1,695 | 125,178 | 11,642 | 667 | 129,771 | 16,619 | 46 | 16,522 | 2,222 |
| 10,000 to 24,999 inhabitants..... | 2,495 | 187,307 | 17,047 | 1,217 | 230,749 | 29,159 | 138 | 56,964 | 7,994 |
| 5,000 to 9,999 inhabitants..... | 1,173 | 82,152 | 7,095 | 623 | 95,747 | 11,789 | 117 | 31,233 | 3,675 |
| 2,500 to 4,999 inhabitants..... | 1,071 | 68,611 | 5,607 | 689 | 94,424 | 10,638 | 120 | 28,932 | (D) |
| Remainder of United States..... | 6,060 | 359,276 | 25,561 | 2,940 | 361,270 | 37,807 | 435 | 86,230 | 9,493 |
| Lumber, building materials dealers | | | Plumbing, paint, electrical stores | | | Hardware stores | | | |
| United States, total..... | 3,132 | 745,564 | 81,533 | 1,989 | 132,966 | 19,034 | 3,015 | 280,189 | 32,386 |
| Cities with--500,000 or more inhabitants..... | 230 | 123,109 | 11,779 | 372 | 23,243 | (D) | 381 | 32,350 | 3,574 |
| 250,000 to 499,999 inhabitants..... | 285 | 72,492 | 8,820 | 286 | 24,650 | 4,168 | 331 | 28,164 | 3,608 |
| 100,000 to 249,999 inhabitants..... | 132 | (D) | (D) | 128 | (D) | (D) | 174 | 16,972 | 2,040 |
| 50,000 to 99,999 inhabitants..... | 189 | 62,281 | 6,852 | 206 | 15,619 | 2,012 | 170 | 16,793 | 2,000 |
| 25,000 to 49,999 inhabitants..... | 225 | 64,793 | 7,370 | 206 | 19,003 | 2,911 | 188 | 29,445 | 4,116 |
| 10,000 to 24,999 inhabitants..... | 377 | 111,187 | 13,199 | 288 | 17,453 | 2,155 | 408 | 45,101 | 5,811 |
| 5,000 to 9,999 inhabitants..... | 183 | 34,039 | 4,129 | 111 | 5,522 | 859 | 212 | 24,953 | 3,126 |
| 2,500 to 4,999 inhabitants..... | 248 | (D) | (D) | 69 | (D) | (D) | 248 | 22,332 | 2,290 |
| Remainder of United States..... | 1,263 | 196,449 | 20,633 | 323 | 14,148 | 1,860 | 903 | 64,079 | 5,821 |
| DRUG STORES, PROPRIETARY STORES | | | OTHER RETAIL STORES, TOTAL ¹ | | | Liquor stores | | | |
| United States, total..... | 4,966 | 640,196 | 83,362 | 27,511 | 1,867,138 | 176,645 | 4,416 | 449,159 | 21,624 |
| Cities with--500,000 or more inhabitants..... | 990 | 141,888 | 19,906 | 5,889 | 375,261 | 40,911 | 1,353 | 122,003 | 6,718 |
| 250,000 to 499,999 inhabitants..... | 717 | 88,006 | 12,021 | 3,613 | 277,557 | 32,819 | 547 | (D) | 3,254 |
| 100,000 to 249,999 inhabitants..... | 324 | 45,012 | (D) | 1,736 | 138,476 | (D) | 150 | 21,608 | 947 |
| 50,000 to 99,999 inhabitants..... | 379 | 61,495 | 8,115 | 2,353 | 146,275 | 13,919 | 448 | 39,282 | 1,790 |
| 25,000 to 49,999 inhabitants..... | 403 | 65,108 | 9,035 | 2,337 | 162,562 | 15,506 | 328 | 40,773 | 1,944 |
| 10,000 to 24,999 inhabitants..... | 586 | 85,050 | 11,086 | 3,646 | 256,515 | 21,874 | 446 | 49,014 | 2,222 |
| 5,000 to 9,999 inhabitants..... | 278 | 32,877 | 4,153 | 1,502 | 103,193 | 7,302 | 168 | 19,394 | 836 |
| 2,500 to 4,999 inhabitants..... | 273 | 27,539 | (D) | 1,277 | 78,109 | (D) | 151 | (D) | 631 |
| Remainder of United States..... | 1,016 | 93,221 | 10,269 | 5,158 | 329,190 | 23,439 | 825 | 66,275 | 3,282 |
| Fuel, ice dealers | | | Feed, farm, garden supply stores | | | Jewelry stores | | | |
| United States, total..... | 1,387 | 152,666 | 20,025 | 2,334 | 435,105 | 30,128 | 2,981 | 185,683 | 28,054 |
| Cities with--500,000 or more inhabitants..... | 76 | 3,274 | 441 | 138 | (D) | (D) | 607 | 47,383 | 7,289 |
| 250,000 to 499,999 inhabitants..... | 219 | 43,195 | (D) | 128 | 12,537 | 1,124 | 433 | 39,239 | 7,252 |
| 100,000 to 249,999 inhabitants..... | 117 | 21,353 | 2,905 | 106 | (D) | (D) | 179 | 15,718 | 2,542 |
| 50,000 to 99,999 inhabitants..... | 47 | 2,062 | 262 | 134 | 26,636 | 1,866 | 284 | 17,736 | 2,633 |
| 25,000 to 49,999 inhabitants..... | 112 | 12,330 | 1,655 | 148 | 25,038 | 1,754 | 289 | 21,655 | 3,251 |
| 10,000 to 24,999 inhabitants..... | 162 | 18,937 | 2,792 | 392 | 92,634 | 7,237 | 422 | 21,875 | 2,934 |
| 5,000 to 9,999 inhabitants..... | 110 | 9,009 | 1,080 | 186 | 43,809 | 2,490 | 187 | 7,681 | 880 |
| 2,500 to 4,999 inhabitants..... | 107 | 9,091 | (D) | 195 | 34,827 | 1,787 | 188 | 4,980 | 419 |
| Remainder of United States..... | 437 | 33,415 | 4,480 | 907 | 160,487 | 10,490 | 392 | 9,416 | 854 |

Standard Notes: (D) Withheld to avoid disclosure. (NA) Not available. n.e.c. Not elsewhere classified. XXX Not applicable. (Z) Less than \$500. ... Represents zero.
¹Includes kinds of business not shown separately; may also include data for establishments without payroll which could not be classified by detailed kind of business. See introduction for explanation. ²May include data for establishments without payroll which could not be classified by detailed kind of business. See introduction for explanation.

Table 1M. RETAIL TRADE: 1954—GEOGRAPHIC DIVISIONS, BY KIND OF BUSINESS AND CITY SIZE—Continued
Establishments, Sales, and Annual Payroll

| Division and city size | Estab- lishments (Number) | Sales (\$1,000) | Payroll, entire year (\$1,000) | Estab- lishments (Number) | Sales (\$1,000) | Payroll, entire year (\$1,000) | Estab- lishments (Number) | Sales (\$1,000) | Payroll, entire year (\$1,000) |
|---|---------------------------------|--------------------|--------------------------------------|--|--------------------|--------------------------------------|---------------------------------------|--------------------|--------------------------------------|
| PACIFIC—Continued | | | | | | | | | |
| | Book, stationery stores | | | Sporting goods, bicycle stores | | | Florists | | |
| United States, total..... | 1,184 | 97,495 | 15,351 | 1,632 | 78,107 | 7,005 | 1,655 | 49,264 | 6,915 |
| Cities with--500,000 or more inhabitants..... | 354 | 35,078 | 5,966 | 201 | (D) | (D) | 361 | 12,797 | 2,150 |
| 250,000 to 499,999 inhabitants..... | 145 | (D) | (D) | 215 | (D) | (D) | 241 | (D) | 1,433 |
| 100,000 to 249,999 inhabitants..... | 83 | 10,148 | 1,572 | 98 | 6,607 | 775 | 112 | 3,724 | 477 |
| 50,000 to 99,999 inhabitants..... | 108 | 7,556 | (D) | 124 | 7,538 | 724 | 149 | 4,273 | 533 |
| 25,000 to 49,999 inhabitants..... | 103 | 7,078 | 999 | 148 | 10,724 | 1,155 | 145 | 4,934 | 771 |
| 10,000 to 24,999 inhabitants..... | 172 | 12,014 | 1,657 | 307 | 12,465 | 705 | 220 | 6,755 | 757 |
| 5,000 to 9,999 inhabitants..... | 86 | 4,043 | 403 | 92 | 3,126 | 177 | 93 | 2,186 | 251 |
| 2,500 to 4,999 inhabitants..... | 49 | (D) | (D) | 83 | 2,786 | 134 | 100 | (D) | 130 |
| Remainder of United States..... | 24 | 4,110 | 495 | 364 | 9,630 | 644 | 234 | 4,140 | 413 |
| | Cigar stores, stands | | | News dealers, newsstands | | | Gift, novelty, souvenir stores | | |
| United States, total..... | 728 | 25,274 | 2,445 | 648 | 20,473 | 1,184 | 1,566 | 39,386 | 3,841 |
| Cities with--500,000 or more inhabitants..... | 296 | 10,294 | 1,049 | 147 | 5,257 | 357 | 409 | 14,273 | 1,780 |
| 250,000 to 499,999 inhabitants..... | 172 | (D) | (D) | 72 | 2,937 | 216 | 210 | 3,885 | 328 |
| 100,000 to 249,999 inhabitants..... | 54 | (D) | (D) | 40 | (D) | 36 | 90 | 2,414 | (D) |
| 50,000 to 99,999 inhabitants..... | 44 | 963 | 42 | 74 | 2,230 | 122 | 115 | 2,790 | 219 |
| 25,000 to 49,999 inhabitants..... | 40 | 2,553 | 205 | 47 | 1,391 | 97 | 125 | 3,527 | 326 |
| 10,000 to 24,999 inhabitants..... | 60 | 2,033 | 187 | 99 | 3,120 | 127 | 178 | 3,791 | 266 |
| 5,000 to 9,999 inhabitants..... | 20 | 888 | 150 | 52 | 1,507 | 57 | 69 | 1,570 | 146 |
| 2,500 to 4,999 inhabitants..... | 15 | 515 | 51 | 34 | (D) | 66 | 66 | 1,335 | (D) |
| Remainder of United States..... | 27 | 972 | 77 | 83 | 2,119 | 106 | 304 | 5,801 | 486 |
| | Music stores | | | Camera, photographic supply stores | | | NONSTORE RETAILERS, TOTAL | | |
| United States, total..... | 826 | 56,179 | 7,290 | 536 | 49,280 | 5,257 | 8,598 | 436,496 | 63,456 |
| Cities with--500,000 or more inhabitants..... | 188 | 15,655 | 2,294 | 148 | 18,612 | 1,858 | 2,292 | 162,161 | 29,083 |
| 250,000 to 499,999 inhabitants..... | 119 | 12,481 | 2,032 | 62 | 5,621 | (D) | 1,290 | 136,924 | 21,143 |
| 100,000 to 249,999 inhabitants..... | 79 | 7,149 | (D) | 40 | (D) | (D) | 561 | 23,784 | (D) |
| 50,000 to 99,999 inhabitants..... | 87 | 5,615 | 641 | 48 | 4,617 | 453 | 681 | 25,930 | 3,212 |
| 25,000 to 49,999 inhabitants..... | 101 | 5,830 | 604 | 73 | 6,094 | 631 | 679 | 19,049 | 1,705 |
| 10,000 to 24,999 inhabitants..... | 112 | 5,187 | 413 | 79 | 4,879 | 504 | 971 | 25,028 | 2,509 |
| 5,000 to 9,999 inhabitants..... | 43 | 1,091 | 96 | 28 | 1,449 | 156 | 269 | 5,230 | 229 |
| 2,500 to 4,999 inhabitants..... | 21 | 354 | (D) | 17 | (D) | 31 | 290 | 7,627 | (D) |
| Remainder of United States..... | 76 | 2,817 | 227 | 41 | 1,800 | 153 | 1,565 | 30,763 | 1,873 |
| | Mail order houses | | | Direct selling (house-to-house) organizations | | | Merchandise vending machine operators | | |
| United States, total..... | 211 | (D) | (D) | 7,764 | 206,396 | 25,122 | 623 | (D) | (D) |
| Cities with--500,000 or more inhabitants..... | 84 | (D) | (D) | 2,071 | 60,484 | 8,076 | 137 | (D) | (D) |
| 250,000 to 499,999 inhabitants..... | 23 | (D) | (D) | 1,171 | 36,942 | (D) | 96 | (D) | (D) |
| 100,000 to 249,999 inhabitants..... | 11 | (D) | (D) | 490 | 18,579 | (D) | 60 | (D) | (D) |
| 50,000 to 99,999 inhabitants..... | 20 | 1,230 | 200 | 606 | 20,413 | 2,695 | 55 | 4,287 | 317 |
| 25,000 to 49,999 inhabitants..... | 15 | 836 | 109 | 598 | 13,760 | 1,292 | 66 | 4,453 | 304 |
| 10,000 to 24,999 inhabitants..... | 17 | 704 | 100 | 880 | 20,257 | 2,138 | 74 | 4,067 | 271 |
| 5,000 to 9,999 inhabitants..... | 4 | 89 | 2 | 242 | 4,222 | 178 | 23 | 919 | 49 |
| 2,500 to 4,999 inhabitants..... | 4 | (D) | (D) | 266 | 6,279 | 304 | 20 | (D) | (D) |
| Remainder of United States..... | 33 | 2,156 | 262 | 1,440 | 25,460 | 1,438 | 92 | 3,147 | 173 |

Standard Notes: (D) Withheld to avoid disclosure. (NA) Not available. n.e.c. Not elsewhere classified. XXX Not applicable. (Z) Less than \$500. ... Represents zero.

RETAIL TRADE—AREA STATISTICS

Table 1N. RETAIL TRADE: 1954—STANDARD METROPOLITAN AREAS RANKED BY VOLUME OF SALES AND BY POPULATION—Continued

Standard Metropolitan Areas and Central Cities—Sales, Establishments, Population, and Per Capita Sales

| Standard metropolitan area | Standard metropolitan area | | | | | | | Central cities ² | | | | | | |
|----------------------------|----------------------------|------------------|---------------------------------------|----------------|-----------------------|-----------------|----------------------|-------------------------------|----------------|----------------|-----------------------|-----------------|-----------------|-------------------------------|
| | Sales | | | Establishments | | Population 1950 | | Per capita sales ¹ | Establishments | | Sales | | Population 1950 | Per capita sales ¹ |
| | All establishments | | Establishments with payroll (\$1,000) | Total (Number) | With payroll (Number) | Rank | Inhabitants (Number) | | (Dollars) | Total (Number) | With payroll (Number) | Total (\$1,000) | | |
| | Rank | Amount (\$1,000) | | | | | | | | | | | | |
| Wheeling, W. Va.- | | | | | | | | | | | | | | |
| Steubenville, Ohio.. | 68 | 329,173 | 304,969 | 4,118 | 2,682 | 48 | 354,092 | 930 | 1,425 | 1,059 | 167,883 | 161,709 | 94,763 | 1,772 |
| Wichita, Kans..... | 59 | 376,956 | 364,388 | 2,770 | 2,080 | 85 | 222,290 | 1,696 | 2,501 | 1,891 | 355,041 | 343,961 | 168,279 | 2,110 |
| Wichita Falls, Tex... | 142 | 135,464 | 128,586 | 1,183 | 819 | 154 | 98,493 | 1,375 | 894 | 622 | 109,613 | 104,593 | 68,042 | 1,611 |
| Wilkes-Barre- | | | | | | | | | | | | | | |
| Hazleton, Pa..... | 74 | 309,900 | 271,530 | 5,034 | 2,396 | 44 | 392,241 | 790 | 1,842 | 1,054 | 150,778 | 139,902 | 112,317 | 1,342 |
| Wilmington, Del..... | 57 | 382,449 | 358,563 | 3,262 | 2,134 | 70 | 268,387 | 1,425 | 1,847 | 1,241 | 237,828 | 225,280 | 110,356 | 2,155 |
| Winston-Salem, N. C.. | 127 | 155,394 | 144,644 | 1,435 | 899 | 117 | 146,135 | 1,063 | 1,084 | 748 | 136,682 | 130,140 | 87,811 | 1,557 |
| Worcester, Mass..... | 71 | 321,522 | 302,870 | 2,900 | 1,978 | 66 | 276,336 | 1,164 | 2,198 | 1,516 | 266,335 | 252,071 | 203,486 | 1,309 |
| York, Pa..... | 94 | 239,252 | 221,712 | 2,611 | 1,673 | 89 | 202,737 | 1,180 | 1,170 | 804 | 121,453 | 115,681 | 59,953 | 2,026 |
| Youngstown, Ohio..... | 37 | 593,169 | 557,237 | 5,503 | 3,847 | 30 | 528,498 | 1,122 | 1,894 | 1,380 | 249,000 | 238,248 | 168,330 | 1,479 |

¹Per capita sales is ratio of 1954 Sales to Population figures shown.²Central Cities are those named in the title of the Metropolitan Area, with the exception of New York-Northeastern New Jersey, which includes New York, Newark, and Jersey City.

Table 1P. RETAIL TRADE: 1954—CITIES WITH 10,000 INHABITANTS OR MORE RANKED BY VOLUME OF SALES—Continued

Sales, Establishments, Population, and Per Capita Sales

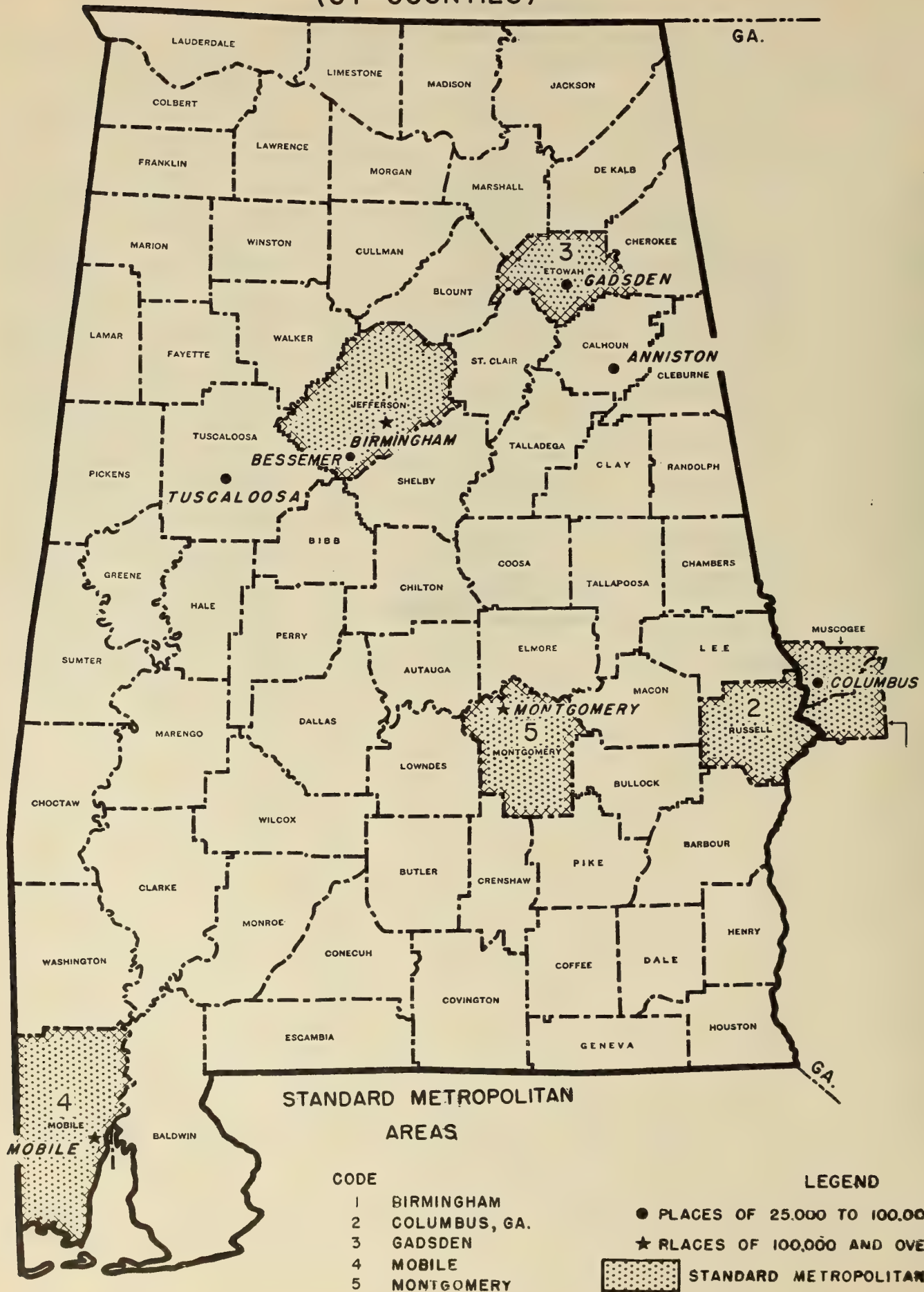
| City | Sales ¹ | | | Establishments | | Popu- lation 1950 ² | Per capita sales (Dol- lars) | City | Sales ¹ | | | Establishments | | Popu- lation 1950 ² | Per capita sales (Dol- lars) |
|---------------------------|-----------------------|---------------------|---|----------------|-----------------|--------------------------------------|--|---------------------------|-----------------------|---------------------|---|----------------|-----------------|--------------------------------------|--|
| | All establishments | | Estab- lish- ments with payroll | Total | With payroll | | | | All establishments | | Estab- lish- ments with payroll | Total | With payroll | | |
| | Rank | Amount (\$1,000) | | | | | | | Rank | Amount (\$1,000) | | | | | |
| Waterbury, Conn..... | 132 | 138,115 | 128,423 | 1,399 | 923 | 104,477 | 1,322 | Wheeling, W. Va..... | 214 | 93,625 | 89,957 | 916 | 666 | 58,891 | 1,590 |
| Waterloo, Iowa..... | 200 | 97,611 | 93,999 | 780 | 590 | 65,198 | 1,497 | Whitefish Bay, Wis..... | 1,223 | 10,164 | 9,944 | 65 | 53 | 14,665 | 693 |
| Watertown, N. Y..... | 355 | 58,221 | 55,709 | 507 | 361 | 34,350 | 1,695 | White Plains, N. Y..... | 111 | 162,163 | 156,197 | 949 | 705 | 43,466 | 3,731 |
| Watertown, S. Dak..... | 794 | 26,317 | 25,279 | 242 | 178 | 12,699 | 2,072 | White Settlement, Tex.... | 1,259 | 2,185 | 2,169 | 18 | 18 | 10,827 | 202 |
| Watertown, Wis..... | 966 | 20,878 | 19,864 | 244 | 182 | 12,417 | 1,681 | Whittier, Calif..... | 242 | 82,689 | 78,547 | 539 | 381 | 29,265 | 2,826 |
| Waterville, Maine..... | 585 | 36,920 | 34,466 | 322 | 232 | 18,287 | 2,019 | Wichita, Kans..... | 46 | 355,041 | 343,961 | 2,501 | 1,891 | 168,279 | 2,110 |
| Watervliet, N. Y..... | 1,181 | 12,992 | 10,636 | 210 | 102 | 15,197 | 855 | Wichita Falls, Tex..... | 179 | 109,613 | 104,593 | 894 | 622 | 68,042 | 1,611 |
| Watsonville, Calif..... | 751 | 27,848 | 25,870 | 282 | 208 | 11,572 | 2,406 | Wilkes-Barre, Pa..... | 182 | 106,433 | 98,873 | 1,270 | 734 | 76,826 | 1,585 |
| Waukegan, Ill..... | 248 | 81,305 | 77,427 | 587 | 443 | 38,946 | 2,088 | Wilkinsburg, Pa..... | 614 | 34,920 | 33,808 | 263 | 197 | 31,418 | 1,111 |
| Waukesha, Wis..... | 565 | 38,036 | 35,518 | 334 | 232 | 21,233 | 1,791 | Williamsport, Pa..... | 283 | 70,690 | 67,634 | 669 | 481 | 45,047 | 1,569 |
| Wausau, Wis..... | 414 | 48,598 | 45,638 | 479 | 353 | 30,414 | 1,598 | Willimantic, Conn..... | 675 | 31,765 | 30,659 | 257 | 203 | 13,586 | 2,338 |
| Wauwatosa, Wis..... | 517 | 40,464 | 39,036 | 280 | 208 | 33,324 | 1,214 | Wilmette, Ill..... | 877 | 23,468 | 22,486 | 143 | 113 | 18,162 | 1,292 |
| Waxahachie, Tex..... | 1,105 | 16,612 | 15,012 | 196 | 128 | 11,204 | 1,483 | Wilmington, Del..... | 70 | 237,828 | 225,280 | 1,847 | 1,241 | 110,356 | 2,155 |
| Waycross, Ga..... | 707 | 29,518 | 27,782 | 300 | 206 | 18,899 | 1,562 | Wilmington, N.C..... | 286 | 69,993 | 65,819 | 702 | 460 | 45,043 | 1,554 |
| Waynesboro, Pa..... | 1,063 | 18,166 | 17,216 | 178 | 132 | 10,334 | 1,758 | Wilson, N. C..... | 634 | 34,075 | 32,081 | 378 | 258 | 23,010 | 1,481 |
| Waynesboro, Va..... | 1,011 | 19,440 | 17,920 | 167 | 117 | 12,357 | 1,573 | Winchester, Va..... | 595 | 36,484 | 34,528 | 332 | 224 | 13,841 | 2,636 |
| Webster Groves, Mo..... | 721 | 29,218 | 28,282 | 182 | 124 | 23,390 | 1,249 | Winfield, Kans..... | 1,020 | 19,346 | 18,864 | 177 | 141 | 10,264 | 1,885 |
| Weirton, W. Va..... | 959 | 21,124 | 20,094 | 280 | 196 | 24,005 | 880 | Winnetka, Ill..... | 886 | 23,227 | 22,551 | 135 | 103 | 12,105 | 1,919 |
| Wenatchee, Wash..... | 575 | 37,682 | 36,162 | 273 | 209 | 13,072 | 2,883 | Winona, Minn..... | 683 | 31,305 | 29,319 | 341 | 235 | 25,031 | 1,251 |
| West Allis, Wis..... | 224 | 89,577 | 84,971 | 598 | 392 | 42,959 | 2,085 | Winston-Salem, N.C..... | 133 | 136,682 | 130,140 | 1,084 | 748 | 87,811 | 1,557 |
| Westbrook, Maine..... | 1,139 | 15,231 | 14,675 | 153 | 113 | 12,284 | 1,240 | Wisconsin Rapids, Wis.... | 919 | 22,381 | 20,579 | 269 | 179 | 13,496 | 1,658 |
| West Chester, Pa..... | 551 | 38,804 | 37,212 | 305 | 223 | 15,168 | 2,558 | Woburn, Mass..... | 893 | 23,123 | 20,501 | 240 | 148 | 20,492 | 1,128 |
| West Covina, Calif..... | 1,247 | 6,369 | 5,697 | 69 | 29 | 21,097 | 302 | Woodbury, N. J..... | 769 | 27,019 | 26,185 | 163 | 137 | 10,931 | 2,472 |
| West Frankfort, Ill..... | 1,171 | 13,660 | 12,616 | 199 | 127 | 11,384 | 1,200 | Wood River, Ill..... | 1,080 | 17,548 | 16,666 | 157 | 119 | 10,190 | 1,722 |
| Westfield, Mass..... | 638 | 33,838 | 31,962 | 311 | 189 | 20,962 | 1,614 | Woonsocket, R. I..... | 369 | 55,266 | 50,768 | 753 | 453 | 50,211 | 1,101 |
| Westfield, N. J..... | 610 | 35,133 | 34,279 | 239 | 183 | 21,243 | 1,654 | Wooster, Ohio..... | 666 | 32,084 | 30,834 | 252 | 190 | 14,005 | 2,291 |
| West Lafayette, Ind..... | 1,183 | 12,902 | 12,716 | 82 | 72 | 11,873 | 1,087 | Worcester, Mass..... | 61 | 266,335 | 252,071 | 2,198 | 1,516 | 203,486 | 1,309 |
| West Memphis, Ark..... | 913 | 22,567 | 21,961 | 154 | 118 | 12,146 | 1,858 | Wyandotte, Mich..... | 269 | 74,402 | 69,972 | 521 | 359 | 36,846 | 2,019 |
| West Mifflin, Pa..... | 1,258 | 2,386 | 1,924 | 44 | 26 | 17,985 | 133 | Xenia, Ohio..... | 732 | 28,826 | 27,886 | 198 | 156 | 12,877 | 2,239 |
| West Monroe, La..... | 1,180 | 13,062 | 11,478 | 211 | 111 | 10,302 | 1,268 | Yakima, Wash..... | 210 | 95,134 | 89,838 | 686 | 444 | 38,486 | 2,472 |
| West New York, N. J..... | 461 | 45,375 | 40,755 | 567 | 339 | 37,683 | 1,204 | Yeadon, Pa..... | 1,257 | 3,070 | 2,558 | 53 | 27 | 11,068 | 277 |
| West Orange, N. J..... | 881 | 23,382 | 21,188 | 282 | 182 | 28,605 | 817 | Yonkers, N. Y..... | 108 | 164,334 | 150,846 | 1,742 | 1,172 | 152,798 | 1,075 |
| West Palm Beach, Fla.... | 185 | 105,146 | 100,522 | 821 | 553 | 43,162 | 2,436 | York, Pa..... | 159 | 121,453 | 115,681 | 1,170 | 804 | 59,553 | 2,026 |
| W. University Place, Tex. | 1,260 | 2,130 | (D) | 10 | 8 | 17,074 | 125 | Youngstown, Ohio..... | 64 | 249,000 | 238,248 | 1,894 | 1,380 | 168,330 | 1,479 |
| Wheaton, Ill..... | 1,038 | 18,973 | 18,543 | 102 | 86 | 16,001 | 1,186 | Ypsilanti, Mich..... | 580 | 37,387 | 36,683 | 248 | 214 | 18,302 | 2,043 |
| | | | | | | | | Zanesville, Ohio..... | 310 | 64,480 | 60,956 | 646 | 446 | 40,517 | 1,591 |

D Withheld to avoid disclosure. ¹For sales volume in United States cities by population-size class, see Table LL. ²Population based on revised count where special censuses were conducted between April 15, 1950 and September 15, 1954. ³To avoid disclosure, data for the 4 establishments in the part of Eau Claire city located in Chippewa County are omitted from these data.

A very faint, light-colored outline map of the state of Alabama is visible in the background. The map shows the state's irregular shape, including its coastline and major internal boundaries. The word "ALABAMA" is printed in a bold, serif font, centered over the map.

ALABAMA

ALABAMA (67 COUNTIES)



CONTENTS

| <u>Table</u> | <u>Page</u> |
|--|-------------|
| 101. Retail Trade: 1954 - The State..... | 2-4 |
| 101A. Retail Trade: 1954 and 1948 - The State..... | 2-5 |
| 102. Retail Trade: 1954 - Counties; Cities of 2,500 Inhabitants or More..... | 2-6 |
| 102A. Retail Trade: 1948 - Counties; Cities of 2,500 Inhabitants or More..... | 2-12 |
| 103. Retail Trade: 1954 - Standard Metropolitan Areas..... | 2-13 |
| 103A. Retail Trade: 1948 - Standard Metropolitan Areas..... | 2-19 |
| 104. Retail Trade: 1954 - Counties With 500 Establishments or More..... | 2-20 |
| 105. Retail Trade: 1954 - Cities With 500 Establishments or More..... | 2-24 |

Table 101. RETAIL TRADE: 1954 — THE STATE
Establishments, Sales, Payroll, and Personnel, by Kind of Business

| Kind of business | Establishments | | Sales | | Payroll, entire year (\$1,000) | Payroll, workweek ended nearest Nov. 15 | | Paid employees, workweek ended nearest Nov. 15 | | Proprietors (un- incorporated businesses only) ¹ (Number) |
|--|--------------------------------|-----------------------------|--|--|-----------------------------------|--|-------------------------------|--|------------------------------|--|
| | Total ¹ (Number) | With payroll (Number) | Total, all establishments ¹ (\$1,000) | Establish- ments with payroll (\$1,000) | | Total (Dollars) | Full workweek (Dollars) | Total (Number) | Full workweek (Number) | |
| | Retail trade, total | 26,152 | 14,990 | 2,111,783 | | 1,891,599 | 191,470 | 3,717,745 | 3,511,006 | |
| Food Stores | | | | | | | | | | |
| Total | 8,163 | 2,955 | 526,559 | 414,729 | 24,197 | 460,339 | 412,477 | 13,555 | 9,892 | 8,704 |
| Grocery stores | 7,691 | 2,735 | 505,539 | 397,909 | 22,486 | 425,992 | 379,848 | 12,531 | 8,974 | 8,198 |
| Meat markets | 47 | 23 | 4,794 | 4,256 | 368 | 7,046 | 6,930 | 189 | 179 | 44 |
| Fish (seafood) markets | 49 | 21 | 1,141 | 677 | 60 | 1,283 | 1,051 | 42 | 31 | 52 |
| Fruit stores, vegetable markets | 116 | 18 | 2,669 | 1,077 | 56 | 1,012 | 970 | 34 | 29 | 131 |
| Candy, nut, confectionery stores | 66 | 30 | 2,051 | 1,631 | 173 | 3,157 | 3,036 | 111 | 103 | 56 |
| Bakery products stores | 75 | 69 | 3,960 | 3,906 | 755 | 15,552 | 14,944 | 446 | 408 | 82 |
| Bakeries, with baking on premises | (NA) | 64 | (NA) | 3,657 | 684 | 14,430 | 13,824 | 420 | 383 | (NA) |
| Bakeries, without baking on premises | (NA) | 5 | (NA) | 249 | 71 | 1,122 | 1,120 | 26 | 25 | (NA) |
| Delicatessen stores | 44 | 32 | 1,975 | 1,693 | 111 | 2,757 | 2,392 | 81 | 70 | 56 |
| Food stores, n.e.c. | 65 | 27 | 4,240 | 3,580 | 188 | 3,540 | 3,306 | 121 | 98 | 73 |
| Eating, Drinking Places | | | | | | | | | | |
| Total | 2,886 | 2,026 | 95,603 | 84,675 | 14,680 | 304,902 | 289,683 | 12,412 | 11,222 | 3,305 |
| Eating places (except refreshment stands) | 2,217 | 1,551 | 77,411 | 68,983 | 12,774 | 267,843 | 254,664 | 10,860 | 9,847 | 2,512 |
| Restaurants, cafeterias | (NA) | 1,537 | (NA) | 68,245 | 12,507 | 262,095 | 249,297 | 10,723 | 9,723 | (NA) |
| Caterers | (NA) | *** | (NA) | *** | *** | *** | *** | *** | *** | (NA) |
| In-plant food contractors | (NA) | 14 | (NA) | 738 | 267 | 5,748 | 5,367 | 137 | 124 | (NA) |
| Refreshment stands | 240 | 148 | 4,810 | 3,814 | 545 | 11,010 | 10,016 | 474 | 394 | 250 |
| Drinking places | 417 | 327 | 13,222 | 11,878 | 1,361 | 26,049 | 25,003 | 1,078 | 981 | 529 |
| General Merchandise Group | | | | | | | | | | |
| Total | 2,320 | 1,388 | 264,808 | 243,500 | 30,988 | 603,067 | 541,078 | 17,507 | 12,588 | 2,336 |
| Department stores | 28 | 28 | 94,223 | 94,223 | 15,197 | 293,292 | 268,338 | 6,283 | 5,124 | 2 |
| Dry goods, general merchandise stores | 1,069 | 579 | 73,420 | 62,804 | 6,494 | 130,709 | 117,966 | 3,835 | 2,835 | 1,165 |
| General stores | 919 | 519 | 52,653 | 42,599 | 2,869 | 53,410 | 49,269 | 1,729 | 1,296 | 988 |
| Variety stores | 290 | 262 | 44,226 | 43,874 | 6,428 | 125,656 | 105,505 | 5,660 | 3,333 | 165 |
| Apparel, Accessories Stores | | | | | | | | | | |
| Total | 1,575 | 1,383 | 133,317 | 130,417 | 16,769 | 310,268 | 288,484 | 8,841 | 6,931 | 1,406 |
| Shoe stores | 274 | 242 | 21,048 | 20,514 | 2,583 | 47,013 | 42,898 | 1,154 | 825 | 176 |
| Men's shoe stores | (NA) | 33 | (NA) | 2,143 | 209 | 3,812 | 3,739 | 63 | 57 | (NA) |
| Women's shoe stores | (NA) | 63 | (NA) | 8,705 | 1,194 | 20,219 | 18,502 | 480 | 330 | (NA) |
| Children's, juveniles' shoe stores | (NA) | 5 | (NA) | 120 | 12 | 269 | 219 | 8 | 7 | (NA) |
| Family shoe stores | (NA) | 141 | (NA) | 9,546 | 1,168 | 22,713 | 20,438 | 603 | 431 | (NA) |
| Men's, boys' clothing and furnishings stores | (NA) | 154 | (NA) | 18,778 | 2,228 | 39,017 | 37,017 | 932 | 792 | (NA) |
| Men's, boys' clothing stores | (NA) | 158 | (NA) | 15,237 | 1,883 | 33,037 | 31,210 | 783 | 659 | (NA) |
| Men's, boys' furnishings stores | (NA) | 36 | (NA) | 3,541 | 345 | 5,980 | 5,807 | 149 | 133 | (NA) |
| Family clothing stores | (NA) | 443 | (NA) | 42,841 | 5,596 | 102,513 | 93,550 | 3,256 | 2,274 | (NA) |
| Women's clothing, specialty stores | 508 | 414 | 45,643 | 44,777 | 5,866 | 113,398 | 106,995 | 3,286 | 2,818 | 383 |
| Ready-to-wear stores | (NA) | 338 | (NA) | 40,318 | 5,253 | 100,624 | 95,991 | 2,923 | 2,552 | (NA) |
| Millinery stores | (NA) | 58 | (NA) | 2,056 | 361 | 7,628 | 6,370 | 206 | 153 | (NA) |
| Clothing, specialty stores, n.e.c. | (NA) | 38 | (NA) | 2,403 | 252 | 5,146 | 4,634 | 157 | 113 | (NA) |
| Children's, infants' wear stores | 47 | 43 | 2,488 | 2,392 | 251 | 5,018 | 4,795 | 144 | 131 | 50 |
| Apparel stores, n.e.c. | 27 | 17 | 1,183 | 1,115 | 245 | 3,309 | 3,229 | 69 | 91 | 25 |
| Furniture, Home Furnishings, Appliance Dealers | | | | | | | | | | |
| Total | 1,324 | 1,108 | 107,503 | 104,071 | 14,534 | 274,481 | 267,915 | 5,272 | 5,001 | 1,219 |
| Furniture, home furnishings stores | 778 | 664 | 70,636 | 69,036 | 9,919 | 186,197 | 181,634 | 3,560 | 3,394 | 767 |
| Furniture stores | (NA) | 590 | (NA) | 63,611 | 9,022 | 168,666 | 165,553 | 3,185 | 3,066 | (NA) |
| Floor covering stores | (NA) | 17 | (NA) | 1,052 | 159 | 3,145 | 3,011 | 54 | 48 | (NA) |
| Home furnishings stores, n.e.c., antique stores | (NA) | 67 | (NA) | 4,373 | 738 | 14,386 | 13,070 | 321 | 280 | (NA) |
| Household appliance, radio, TV stores | 542 | 444 | 36,607 | 35,035 | 4,615 | 88,284 | 86,281 | 1,712 | 1,607 | 446 |
| Household appliance stores | (NA) | 258 | (NA) | 17,703 | 2,446 | 45,586 | 44,952 | 856 | 829 | (NA) |
| Appliance, radio, TV stores | (NA) | 122 | (NA) | 13,856 | 1,739 | 33,877 | 32,919 | 676 | 621 | (NA) |
| Radio, TV stores | (NA) | 64 | (NA) | 3,476 | 430 | 8,821 | 8,410 | 180 | 157 | (NA) |
| Automotive Group | | | | | | | | | | |
| Total | 1,413 | 1,081 | 433,338 | 421,816 | 38,990 | 726,036 | 718,185 | 11,714 | 11,374 | 1,408 |
| Passenger car dealers (franchised) | 559 | 515 | 335,610 | 334,092 | 31,739 | 594,059 | 589,967 | 9,161 | 9,020 | 508 |
| Passenger car dealers (nonfranchised) | 394 | 206 | 53,683 | 45,873 | 1,963 | 37,325 | 36,649 | 714 | 679 | 480 |
| Tire, battery, accessory dealers | 401 | 321 | 39,803 | 38,075 | 5,001 | 89,396 | 86,499 | 1,730 | 1,575 | 364 |
| Motorcycle, aircraft, boat dealers | 34 | 28 | 2,111 | 2,039 | 199 | 3,935 | 3,815 | 79 | 73 | 33 |
| Household trailer dealers | 18 | 10 | (D) | (D) | (D) | (D) | (D) | (D) | (D) | (D) |
| Automotive dealers, n.e.c. | 1 | 1 | (D) | (D) | (D) | (D) | (D) | (D) | (D) | (D) |
| Gasoline Service Stations | | | | | | | | | | |
| Total | 2,938 | 1,754 | 145,484 | 118,442 | 10,047 | 203,113 | 192,519 | 5,729 | 4,918 | 3,131 |
| Lumber, Bldg. Mats., Hardware, Farm Equipment Dealers | | | | | | | | | | |
| Total | 1,123 | 909 | 136,909 | 132,201 | 15,282 | 303,976 | 290,802 | 5,896 | 5,431 | 1,187 |
| Farm equipment dealers | 230 | 212 | 31,736 | 31,350 | 3,053 | 58,620 | 57,619 | 1,141 | 1,104 | 246 |
| Lumber, building materials dealers | 248 | 204 | 52,072 | 51,074 | 6,489 | 135,205 | 127,520 | 2,562 | 2,308 | 244 |
| Paint, glass, wallpaper stores | 55 | 51 | 6,114 | 5,966 | 840 | 16,696 | 15,785 | 269 | 244 | 35 |
| Plumbing, electrical supply stores | 37 | 25 | 2,727 | 2,575 | 468 | 9,035 | 8,736 | 144 | 134 | 39 |
| Hardware stores | 553 | 417 | 44,260 | 41,236 | 4,432 | 84,220 | 81,142 | 1,780 | 1,641 | 623 |
| Drug Stores, Proprietary Stores | | | | | | | | | | |
| Total | 900 | 758 | 65,395 | 62,691 | 7,979 | 157,683 | 148,993 | 4,394 | 3,769 | 978 |
| Drug stores | (NA) | 671 | (NA) | 59,437 | 7,676 | 151,980 | 144,062 | 4,138 | 3,577 | (NA) |
| Proprietary stores | (NA) | 87 | (NA) | 3,254 | 303 | 5,703 | 4,931 | 256 | 192 | (NA) |
| Other Retail Stores | | | | | | | | | | |
| Total | 2,614 | 1,490 | 180,128 | 164,706 | 15,608 | 327,984 | 316,000 | 6,755 | 6,196 | 2,600 |
| Liquor stores | 90 | 78 | 40,358 | 39,644 | 1,462 | 30,221 | 30,197 | 513 | 511 | 34 |
| Fuel, ice dealers | 369 | 217 | 19,354 | 17,818 | 2,692 | 59,112 | 57,604 | 1,172 | 1,097 | 336 |
| Fuel dealers (coal, wood) | (NA) | 123 | (NA) | 5,947 | 789 | 16,670 | 15,762 | 424 | 364 | (NA) |
| Liquefied petroleum gas dealers | (NA) | 64 | (NA) | 9,910 | 1,676 | 37,164 | 36,886 | 639 | 633 | (NA) |
| Fuel oil dealers | (NA) | 8 | (NA) | 1,445 | 124 | 2,754 | 2,520 | 46 | 43 | (NA) |
| Ice dealers | (NA) | 22 | (NA) | 516 | 103 | 2,524 | 2,436 | 63 | 57 | (NA) |
| Hay, grain, feed stores | 205 | 169 | 39,852 | 38,764 | 1,865 | 37,952 | 36,053 | 848 | 765 | 182 |
| Farm, garden supply stores | 155 | 105 | 14,600 | 13,292 | 713 | 14,150 | 13,420 | 370 | 323 | 146 |

Standard Notes: (D) Withheld to avoid disclosure. (NA) Not available. n.e.c. Not elsewhere classified. XXX Not applicable. (Z) Less than \$500. ... Represents zero.
¹ Group totals may include data for establishments without payroll which could not be classified by detailed kind of business.

Table 101. RETAIL TRADE: 1954 — THE STATE — Continued

Establishments, Sales, Payroll, and Personnel, by Kind of Business

| Kind of business | Establishments | | Sales | | Payroll, entire year (\$1,000) | Payroll, workweek ended nearest Nov. 15 | | Paid employees, workweek ended nearest Nov. 15 | | Proprietors (unincorporated businesses only) ¹ (Number) |
|--|--------------------------------|--------------------------|---|--|-----------------------------------|---|----------------------------|--|---------------------------|---|
| | Total ¹ (Number) | With payroll (Number) | Total, all establishments ¹ (\$1,000) | Establishments with payroll (\$1,000) | | Total (Dollars) | Full workweek (Dollars) | Total (Number) | Full workweek (Number) | |
| Other Retail Stores—Con. | | | | | | | | | | |
| Jewelry stores..... | 316 | 234 | 21,921 | 21,087 | 3,602 | 77,545 | 75,707 | 1,369 | 1,292 | 312 |
| Book stores..... | 36 | 26 | 1,859 | 1,797 | 159 | 3,481 | 3,325 | 100 | 85 | 34 |
| Stationery stores..... | 19 | 17 | 1,929 | (D) | 424 | 8,960 | 8,917 | 168 | 162 | 15 |
| Sporting goods stores..... | 82 | 52 | 4,049 | 3,655 | 408 | 7,641 | 7,279 | 155 | 137 | 75 |
| Bicycle stores..... | 25 | 13 | 655 | 487 | 78 | 1,819 | 1,735 | 41 | 36 | 29 |
| Florists..... | 322 | 176 | 8,051 | 6,417 | 1,155 | 24,013 | 21,617 | 598 | 502 | 367 |
| Cigar stores, stands..... | 9 | 7 | 255 | (D) | 15 | 250 | 245 | 9 | 8 | 9 |
| News dealers, newsstands..... | 63 | 23 | 1,293 | 809 | 72 | 1,262 | 1,203 | 58 | 51 | 61 |
| Gift, novelty, souvenir stores..... | 62 | 38 | 1,065 | 815 | 88 | 1,975 | 1,799 | 78 | 61 | 69 |
| Music stores..... | 46 | 38 | 3,959 | 3,763 | 669 | 12,508 | 12,209 | 245 | 238 | 38 |
| Camera, photographic supply stores..... | 13 | 13 | 1,004 | 1,004 | 163 | 3,262 | 3,241 | 64 | 62 | 11 |
| Luggage, leather goods stores..... | 6 | 4 | 552 | (D) | 66 | 1,060 | 989 | 31 | 26 | 11 |
| Optical goods stores..... | 30 | 20 | 1,359 | 1,035 | 205 | 3,882 | 3,793 | 54 | 52 | 26 |
| Office, store machine and equipment dealers..... | 17 | 13 | 881 | 827 | 164 | 3,239 | 3,136 | 55 | 52 | 18 |
| Retail stores (except second-hand) n.e.c..... | 98 | 88 | 4,119 | 4,119 | 549 | 12,628 | 11,782 | 302 | 264 | 92 |
| Second-hand stores..... | 205 | 159 | 7,447 | 6,755 | 1,059 | 23,024 | 21,747 | 525 | 472 | 229 |
| Nonstore Retailers | | | | | | | | | | |
| Total..... | 902 | 138 | 22,739 | 14,351 | 2,396 | 45,896 | 44,870 | 938 | 690 | 922 |
| Mail order houses..... | 15 | 7 | 389 | 309 | 19 | 426 | 400 | 11 | 9 | 14 |
| Direct selling (house-to-house) organizations..... | 835 | 103 | 17,635 | 9,895 | 1,946 | 37,532 | 36,546 | 767 | 722 | 854 |
| Merchandise vending machine operators..... | 52 | 28 | 4,715 | 4,147 | 431 | 7,938 | 7,924 | 160 | 159 | 54 |

Standard Notes: (D) Withheld to avoid disclosure. (NA) Not available. n.e.c. Not elsewhere classified. XXX Not applicable. (Z) Less than \$500. ... Represents zero.
¹ Group totals may include data for establishments without payroll which could not be classified by detailed kind of business.

Table 101A. RETAIL TRADE: 1954 AND 1948¹ — THE STATE

Establishments and Sales by Kind of Business

| Kind of business | 1954 | | | | 1948 ¹ | | | |
|---|--------------------------------|--------------------------|---|--|-------------------|--------------------------|--|--|
| | Establishments | | Sales | | Establishments | | Sales | |
| | Total ² (Number) | With payroll (Number) | Total, all establishments ² (\$1,000) | Establishments with payroll (\$1,000) | Total (Number) | With payroll (Number) | Total, all establishments (\$1,000) | Establishments with payroll (\$1,000) |
| Retail trade, total..... | 26,158 | 14,990 | 2,111,783 | 1,891,599 | 26,570 | 16,045 | 1,628,585 | 1,466,196 |
| Food stores, total..... | 8,163 | 2,955 | 526,559 | 414,729 | 10,729 | 3,903 | 407,468 | 299,707 |
| Grocery stores..... | 7,691 | 2,735 | 505,539 | 397,909 | 10,257 | 3,632 | 393,780 | 288,009 |
| Other food stores..... | 462 | 220 | 20,830 | 16,820 | 472 | 271 | 13,688 | 11,698 |
| Eating, drinking places, total..... | 2,886 | 2,026 | 95,603 | 84,675 | 3,360 | 2,409 | 82,579 | 75,228 |
| Eating places..... | 2,457 | 1,699 | 82,221 | 72,797 | 2,716 | 2,013 | 68,090 | 63,267 |
| Drinking places..... | 417 | 327 | 13,222 | 11,878 | 644 | 396 | 14,489 | 11,961 |
| General merchandise group..... | 2,320 | 1,388 | 264,808 | 243,500 | 2,284 | 1,554 | 246,054 | 230,904 |
| Apparel, accessories stores, total..... | 1,575 | 1,383 | 133,317 | 130,417 | 1,156 | 1,009 | 114,240 | 112,230 |
| Shoe stores..... | 274 | 242 | 21,048 | 20,514 | 156 | 147 | 14,725 | 14,613 |
| Other apparel stores..... | 1,253 | 1,141 | 111,533 | 109,903 | 1,000 | 862 | 99,515 | 97,617 |
| Furniture, home furnishings, appliance dealers..... | 1,324 | 1,108 | 107,503 | 104,071 | 1,207 | 1,047 | 89,798 | 87,220 |
| Automotive group..... | 1,413 | 1,081 | 433,338 | 421,816 | 1,236 | 1,134 | 292,924 | 288,927 |
| Gasoline service stations..... | 2,938 | 1,754 | 145,484 | 118,442 | 2,775 | 1,805 | 86,094 | 71,896 |
| Lumber, bldg. mats., hardware, farm equip. dealers, total..... | 1,123 | 909 | 136,909 | 132,201 | 1,114 | 988 | 117,306 | 114,633 |
| Farm equipment dealers..... | 230 | 212 | 31,736 | 31,350 | 171 | 166 | 22,992 | 22,735 |
| Lumber, bldg. mats., supplies, equipment, hardware dealers..... | 893 | 697 | 105,173 | 100,851 | 943 | 822 | 94,314 | 91,898 |
| Drug stores, proprietary stores, total..... | 900 | 758 | 65,395 | 62,691 | 854 | 756 | 50,533 | 48,818 |
| Drug stores..... | (NA) | 671 | (NA) | 59,437 | 663 | 615 | 45,386 | 44,346 |
| Proprietary stores..... | (NA) | 87 | (NA) | 3,254 | 191 | 141 | 5,147 | 4,472 |
| Other retail stores, total..... | 2,614 | 1,490 | 180,128 | 164,706 | 1,791 | 1,380 | 133,729 | 128,817 |
| Liquor stores..... | 90 | 78 | 40,358 | 39,644 | 77 | 65 | 43,222 | 42,959 |
| Fuel, ice dealers..... | 369 | 217 | 19,354 | 17,818 | 282 | 236 | 14,903 | 14,592 |
| Feed, farm, garden supply stores..... | 360 | 274 | 54,452 | 52,056 | 322 | 270 | 31,368 | 29,933 |
| Jewelry stores..... | 316 | 234 | 21,087 | 21,087 | 284 | 213 | 16,579 | 15,735 |
| Other retail stores..... | 1,023 | 687 | 38,377 | 34,101 | 826 | 596 | 27,657 | 25,598 |
| Nonstore retailers..... | 902 | 138 | 22,739 | 14,351 | 64 | 60 | 7,860 | 7,816 |

Standard Notes: (D) Withheld to avoid disclosure. (NA) Not available. ... Represents zero.
¹ Data in this table differ from those which appeared in the publications of the 1948 Census of Retail Trade. For a description of the adjustments see Comparison of 1948 and 1954 Censuses in the Introduction.
² Group totals may include data for establishments without payroll which could not be classified by detailed kind of business.

RETAIL TRADE—AREA STATISTICS

Table 102. RETAIL TRADE: 1954 — COUNTIES;

Total Retail — Establishments, Sales, Payroll, and Personnel;

| Line No. | County and city | Total | | | | | | | | Kind-of-business group | | | |
|----------|--------------------------|----------------|-----------------------|-------------------------------------|---------------------------------------|--------------------------------|--|------------------------|---|-------------------------|-----------------|-------------------------|-----------------|
| | | Establishments | | Sales | | Payroll, entire year (\$1,000) | Paid employees, workweek ended nearest Nov. 15 | | Proprietors (unincorporated businesses only) (Number) | Food stores | | Eating, drinking places | |
| | | Total (Number) | With payroll (Number) | Total, all establishments (\$1,000) | Establishments with payroll (\$1,000) | | Total (Number) | Full workweek (Number) | | Establishments (Number) | Sales (\$1,000) | Establishments (Number) | Sales (\$1,000) |
| 1 | Alabama, total..... | 26,158 | 14,990 | 2,111,783 | 1,891,599 | 191,470 | 193,013 | 78,212 | 27,196 | 8,163 | 526,559 | 2,886 | 95,603 |
| 2 | Autauga County..... | 134 | 64 | 6,186 | 4,800 | 376 | 223 | 167 | 137 | 47 | 1,908 | 9 | 151 |
| 3 | Prattville..... | 88 | 52 | 4,661 | 3,893 | 339 | 198 | 150 | 91 | 31 | 1,587 | 9 | 151 |
| 4 | Remainder of County..... | 46 | 12 | 1,525 | 907 | 37 | 25 | 17 | 46 | 16 | 321 | ... | ... |
| 5 | Baldwin County..... | 462 | 298 | 32,192 | 29,050 | 2,518 | 1,262 | 1,062 | 484 | 102 | 8,756 | 79 | 1,978 |
| 6 | Bay Minette..... | 88 | 62 | 6,795 | 6,439 | 525 | 284 | 216 | 96 | 20 | 1,713 | 15 | 280 |
| 7 | Fairhope..... | 64 | 50 | 5,552 | 5,128 | 479 | 254 | 221 | 74 | 16 | 2,113 | 10 | 332 |
| 8 | Remainder of County..... | 310 | 186 | 19,845 | 17,483 | 1,514 | 724 | 625 | 314 | 66 | 4,930 | 54 | 1,366 |
| 9 | Barbour County..... | 285 | 131 | 13,057 | 10,705 | 903 | 538 | 424 | 312 | 83 | 3,352 | 21 | 432 |
| 10 | Eufaula..... | 131 | 71 | 8,344 | 7,292 | 690 | 395 | 319 | 142 | 39 | 2,181 | 11 | 347 |
| 11 | Remainder of County..... | 154 | 60 | 4,713 | 3,413 | 213 | 143 | 105 | 170 | 44 | 1,171 | 10 | 85 |
| 12 | Bibb County..... | 147 | 65 | 7,612 | 5,276 | 416 | 255 | 190 | 167 | 46 | 2,087 | 6 | 247 |
| 13 | Blount County..... | 222 | 94 | 12,455 | 9,145 | 610 | 379 | 286 | 239 | 70 | 2,717 | 15 | 515 |
| 14 | Oneonta..... | 124 | 64 | 8,686 | 7,182 | 512 | 311 | 236 | 140 | 36 | 1,822 | 8 | 243 |
| 15 | Remainder of County..... | 98 | 30 | 3,769 | 1,963 | 98 | 68 | 50 | 99 | 34 | 895 | 7 | 272 |
| 16 | Bullock County..... | 141 | 57 | 5,311 | 4,127 | 360 | 185 | 159 | 143 | 54 | 1,657 | 7 | 129 |
| 17 | Union Springs..... | 94 | 44 | 4,595 | 3,805 | 342 | 172 | 146 | 95 | 32 | 1,334 | 7 | 129 |
| 18 | Remainder of County..... | 47 | 13 | 716 | 322 | 18 | 13 | 13 | 48 | 22 | 323 | ... | ... |
| 19 | Butler County..... | 233 | 109 | 14,097 | 11,667 | 1,247 | 605 | 495 | 237 | 93 | 4,149 | 11 | 210 |
| 20 | Greenville..... | 130 | 74 | 9,952 | 8,944 | 1,017 | 458 | 374 | 133 | 49 | 2,957 | 6 | 108 |
| 21 | Remainder of County..... | 103 | 35 | 4,145 | 2,723 | 230 | 147 | 121 | 104 | 44 | 1,192 | 5 | 102 |
| 22 | Calhoun County..... | 780 | 486 | 69,570 | 63,436 | 6,407 | 3,087 | 2,447 | 794 | 216 | 18,150 | 104 | 4,346 |
| 23 | Aniston..... | 514 | 332 | 55,782 | 52,074 | 5,608 | 2,522 | 2,033 | 498 | 125 | 12,946 | 71 | 3,606 |
| 24 | Jacksonville..... | 56 | 32 | 2,935 | 2,171 | 159 | 106 | 77 | 64 | 18 | 1,404 | 5 | 68 |
| 25 | Piedmont..... | 74 | 50 | 4,804 | 4,342 | 310 | 209 | 150 | 90 | 21 | 1,683 | 9 | 90 |
| 26 | Remainder of County..... | 136 | 72 | 6,049 | 4,849 | 330 | 250 | 187 | 142 | 52 | 2,117 | 19 | 582 |
| 27 | Chambers County..... | 293 | 129 | 14,244 | 11,450 | 841 | 483 | 395 | 316 | 119 | 5,815 | 18 | 225 |
| 28 | Lanett..... | 74 | 38 | 5,238 | 4,764 | 306 | 156 | 120 | 74 | 28 | 3,280 | 8 | 85 |
| 29 | Remainder of County..... | 219 | 91 | 9,006 | 6,686 | 535 | 327 | 275 | 242 | 91 | 2,535 | 10 | 140 |
| 30 | Cherokee County..... | 88 | 44 | 5,782 | 4,430 | 280 | 155 | 127 | 120 | 22 | 962 | 6 | 96 |
| 31 | Chilton County..... | 237 | 111 | 13,987 | 11,181 | 872 | 530 | 413 | 242 | 88 | 4,099 | 14 | 306 |
| 32 | Clanton..... | 133 | 79 | 10,717 | 9,507 | 786 | 406 | 315 | 135 | 38 | 2,628 | 9 | 192 |
| 33 | Remainder of County..... | 104 | 32 | 3,270 | 1,674 | 86 | 124 | 98 | 107 | 50 | 1,471 | 5 | 114 |
| 34 | Choctaw County..... | 133 | 53 | 6,304 | 4,622 | 372 | 194 | 153 | 144 | 25 | 773 | 11 | 122 |
| 35 | Clarke County..... | 222 | 130 | 17,927 | 16,091 | 1,395 | 690 | 556 | 243 | 69 | 3,804 | 13 | 436 |
| 36 | Jackson..... | 72 | 56 | 8,773 | 8,381 | 724 | 304 | 269 | 74 | 17 | 1,379 | 5 | 156 |
| 37 | Remainder of County..... | 150 | 74 | 9,154 | 7,710 | 671 | 386 | 287 | 169 | 52 | 2,425 | 8 | 280 |
| 38 | Clay County..... | 145 | 63 | 6,861 | 5,493 | 351 | 195 | 172 | 160 | 56 | 2,052 | 5 | 68 |
| 39 | Cleburne County..... | 74 | 32 | 4,419 | 3,739 | 209 | 135 | 106 | 78 | 18 | 842 | 4 | 90 |
| 40 | Coffee County..... | 272 | 136 | 15,431 | 12,753 | 1,103 | 563 | 453 | 294 | 94 | 3,879 | 19 | 414 |
| 41 | Elba..... | 61 | 39 | 3,832 | 3,314 | 342 | 175 | 143 | 63 | 17 | 799 | 6 | 170 |
| 42 | Enterprise..... | 165 | 85 | 10,360 | 8,668 | 696 | 357 | 283 | 180 | 60 | 2,700 | 13 | 244 |
| 43 | Remainder of County..... | 46 | 12 | 1,239 | 771 | 65 | 31 | 27 | 51 | 17 | 380 | ... | ... |
| 44 | Colbert County..... | 398 | 240 | 32,068 | 28,574 | 2,443 | 1,266 | 1,063 | 412 | 145 | 8,997 | 61 | 1,979 |
| 45 | Sheffield..... | 181 | 131 | 18,527 | 17,337 | 1,531 | 779 | 660 | 189 | 49 | 4,708 | 37 | 1,175 |
| 46 | Tuscumbea..... | 125 | 71 | 10,670 | 9,434 | 779 | 387 | 321 | 125 | 45 | 2,883 | 13 | 494 |
| 47 | Remainder of County..... | 92 | 38 | 2,871 | 1,803 | 133 | 100 | 82 | 98 | 51 | 1,406 | 11 | 310 |
| 48 | Conecuh County..... | 175 | 79 | 8,286 | 6,342 | 642 | 370 | 290 | 166 | 53 | 2,266 | 13 | 280 |
| 49 | Evergreen..... | 104 | 60 | 6,272 | 5,442 | 584 | 326 | 256 | 92 | 26 | 1,463 | 8 | 222 |
| 50 | Remainder of County..... | 71 | 19 | 2,014 | 900 | 58 | 44 | 34 | 74 | 27 | 803 | 5 | 58 |
| 51 | Coosa County..... | 85 | 27 | 2,595 | 1,435 | 89 | 54 | 41 | 90 | 34 | 959 | 5 | 49 |
| 52 | Covington County..... | 409 | 219 | 24,783 | 21,309 | 1,948 | 1,012 | 828 | 425 | 136 | 6,705 | 38 | 713 |
| 53 | Andalusia..... | 163 | 99 | 12,816 | 11,790 | 1,146 | 544 | 460 | 150 | 43 | 3,193 | 19 | 421 |
| 54 | Florale..... | 60 | 42 | 3,343 | 3,001 | 205 | 137 | 101 | 71 | 12 | 658 | 5 | (D) |
| 55 | Opp..... | 104 | 60 | 6,237 | 5,437 | 519 | 286 | 240 | 113 | 27 | 1,491 | 13 | 163 |
| 56 | Remainder of County..... | 82 | 18 | 2,387 | 1,081 | 78 | 45 | 27 | 91 | 54 | 1,363 | 1 | (D) |
| 57 | Crenshaw County..... | 156 | 76 | 7,464 | 6,006 | 543 | 300 | 252 | 171 | 52 | 1,843 | 9 | 167 |
| 58 | Cullman County..... | 368 | 200 | 29,237 | 25,995 | 1,814 | 1,038 | 801 | 397 | 88 | 4,273 | 26 | 735 |
| 59 | Cullman..... | 233 | 157 | 24,692 | 23,152 | 1,641 | 936 | 724 | 242 | 54 | 3,103 | 20 | 684 |
| 60 | Remainder of County..... | 135 | 43 | 4,545 | 2,843 | 173 | 102 | 77 | 155 | 34 | 1,170 | 6 | 51 |
| 61 | Dale County..... | 219 | 101 | 10,583 | 8,103 | 704 | 436 | 361 | 224 | 93 | 4,220 | 12 | 215 |
| 62 | Ozark..... | 121 | 77 | 7,005 | 6,161 | 584 | 356 | 290 | 123 | 36 | 1,950 | 9 | 108 |
| 63 | Remainder of County..... | 98 | 24 | 3,578 | 1,942 | 120 | 80 | 71 | 101 | 57 | 2,270 | 3 | 107 |
| 64 | Dallas County..... | 459 | 289 | 39,050 | 35,912 | 4,016 | 2,188 | 1,858 | 467 | 150 | 9,888 | 66 | 1,608 |
| 65 | Selma..... | 326 | 226 | 33,270 | 31,718 | 3,687 | 1,971 | 1,681 | 324 | 88 | 8,153 | 60 | 1,380 |
| 66 | Remainder of County..... | 133 | 63 | 5,780 | 4,194 | 329 | 217 | 177 | 143 | 62 | 1,735 | 6 | 228 |
| 67 | De Kalb County..... | 350 | 152 | 18,932 | 14,844 | 1,124 | 653 | 533 | 411 | 100 | 4,119 | 22 | 367 |
| 68 | Fort Payne..... | 170 | 96 | 11,547 | 10,325 | 905 | 501 | 413 | 202 | 46 | 2,707 | 15 | 289 |
| 69 | Remainder of County..... | 180 | 56 | 7,385 | 4,519 | 219 | 152 | 120 | 209 | 54 | 1,412 | 7 | 78 |

Standard Notes: (D) Withheld to avoid disclosure. (NA) Not available. XXX Not applicable. (Z) Less than \$500. ... Represents zero.

CITIES OF 2,500 INHABITANTS OR MORE

Kind-of-Business Group — Establishments and Sales

| Kind-of-business group — Continued | | | | | | | | | | | | | | | | | | Line No. |
|--------------------------------------|--------------------|--------------------------------------|--------------------|--|--------------------|-----------------------------------|--------------------|--------------------------------------|--------------------|--|--------------------|-----------------------------------|--------------------|--------------------------------------|--------------------|--------------------------------------|--------------------|----------|
| General merchandise group | | Apparel, accessories stores | | Furniture, home furnishings, appliance dealers | | Automotive group | | Gasoline service stations | | Lumber, bldg. matls., hardware, farm equipment dealers | | Drug stores, proprietary stores | | Other retail stores | | Nonstore retailers | | |
| Estab- lish- ments (Number) | Sales (\$1,000) | Estab- lish- ments (Number) | Sales (\$1,000) | Estab- lish- ments (Number) | Sales (\$1,000) | Estab- lish- ments (No.) | Sales (\$1,000) | Estab- lish- ments (Number) | Sales (\$1,000) | Estab- lish- ments (Number) | Sales (\$1,000) | Estab- lish- ments (No.) | Sales (\$1,000) | Estab- lish- ments (Number) | Sales (\$1,000) | Estab- lish- ments (Number) | Sales (\$1,000) | |
| 2,320 | 1264,808 | 1,575 | 133,317 | 1,324 | 107,503 | 1,413 | 433,338 | 2,938 | 145,484 | 1,123 | 136,909 | 900 | 65,395 | 2,614 | 180,128 | 902 | 22,739 | 1 |
| 21 | 758 | 3 | 109 | 6 | 467 | 5 | 907 | 25 | 1,058 | 3 | (D) | 4 | (D) | 9 | 223 | 2 | (D) | 2 |
| 6 | 283 | 3 | 109 | 6 | 467 | 5 | 907 | 16 | 445 | 3 | (D) | 2 | (D) | 7 | (D) | ... | (D) | 3 |
| 15 | 475 | ... | ... | ... | ... | ... | ... | 9 | 613 | ... | ... | 2 | (D) | 2 | (D) | 2 | (D) | 4 |
| 34 | 1,917 | 20 | 785 | 16 | 1,083 | 26 | 5,269 | 81 | 3,926 | 33 | 3,923 | 17 | 1,067 | 46 | 3,416 | 8 | 72 | 5 |
| 6 | (D) | 4 | 305 | 4 | 224 | 11 | 2,306 | 8 | 424 | 6 | 580 | 6 | 266 | 6 | 335 | 2 | (D) | 6 |
| (D) | (D) | 5 | 170 | 1 | (D) | 3 | (D) | 8 | 424 | 4 | 419 | 3 | 250 | 10 | 519 | ... | (D) | 7 |
| 24 | 1,250 | 11 | 310 | 11 | (D) | 12 | (D) | 65 | 3,078 | 23 | 2,924 | 8 | 551 | 30 | 2,562 | 6 | (D) | 8 |
| 38 | 1,347 | 20 | 928 | 13 | 487 | 15 | 2,355 | 35 | 1,130 | 12 | 958 | 8 | 464 | 27 | 1,396 | 13 | 208 | 9 |
| 11 | 553 | 13 | 767 | 7 | 353 | 10 | 1,941 | 7 | 373 | 6 | 652 | 4 | 332 | 14 | 693 | 9 | 152 | 10 |
| 27 | 794 | 7 | 161 | 6 | 134 | 5 | 414 | 28 | 757 | 6 | 306 | 4 | 132 | 13 | 703 | 4 | 56 | 11 |
| 33 | 1,286 | 2 | (D) | 5 | 196 | 8 | 1,471 | 22 | 1,644 | 9 | 330 | 2 | (D) | 10 | 148 | 4 | 38 | 12 |
| 26 | 1,665 | 9 | 375 | 9 | 335 | 13 | 2,610 | 24 | 1,399 | 11 | 1,039 | 4 | 238 | 19 | 1,165 | 22 | 397 | 13 |
| 9 | 666 | 9 | 375 | 6 | 268 | 10 | 2,088 | 10 | 860 | 9 | (D) | 2 | (D) | 13 | 922 | 12 | 281 | 14 |
| 17 | 999 | ... | ... | 3 | 67 | 3 | 522 | 14 | 539 | 2 | (D) | 2 | (D) | 6 | 243 | 10 | 116 | 15 |
| 26 | 482 | 3 | 327 | 8 | 369 | 4 | (D) | 16 | 595 | 2 | (D) | 3 | 181 | 14 | 439 | 4 | 68 | 16 |
| 10 | 250 | 3 | 327 | 8 | 369 | 4 | (D) | 9 | (D) | 2 | (D) | 3 | 181 | 12 | (D) | 4 | 68 | 17 |
| 16 | 232 | ... | ... | ... | ... | ... | ... | 7 | (D) | ... | ... | ... | ... | 2 | (D) | ... | ... | 18 |
| 22 | 1,726 | 10 | 656 | 10 | 833 | 15 | 3,457 | 25 | 731 | 12 | 1,160 | 8 | 400 | 19 | 711 | 8 | 64 | 19 |
| 8 | 727 | 10 | 656 | 8 | (D) | 10 | 2,579 | 17 | 459 | 6 | 892 | 6 | (D) | 8 | 422 | 2 | (D) | 20 |
| 14 | 999 | ... | ... | 2 | (D) | 5 | 878 | 8 | 272 | 6 | 268 | 2 | (D) | 11 | 289 | 6 | (D) | 21 |
| 31 | 8,013 | 58 | 4,898 | 54 | 4,692 | 59 | 15,664 | 113 | 4,958 | 25 | 3,318 | 20 | 1,534 | 72 | 3,446 | 28 | 551 | 22 |
| 19 | 7,117 | 45 | 4,138 | 36 | 3,763 | 47 | 14,095 | 69 | 2,909 | 18 | 2,676 | 12 | 976 | 49 | 3,093 | 23 | 463 | 23 |
| 2 | (D) | 5 | (D) | 9 | (D) | 3 | (D) | 6 | 318 | 2 | (D) | 1 | (D) | 5 | 82 | ... | ... | 24 |
| 5 | 244 | 6 | 303 | 6 | 375 | 7 | 1,455 | 8 | 240 | 2 | (D) | 2 | (D) | 8 | 194 | ... | ... | 25 |
| 5 | (D) | 2 | (D) | 3 | (D) | 2 | (D) | 30 | 1,491 | 3 | (D) | 5 | 347 | 10 | 77 | 5 | ... | 26 |
| 32 | 699 | 17 | 404 | 8 | 407 | 9 | 1,845 | 37 | 1,473 | 9 | 831 | 10 | 473 | 28 | (D) | 6 | (D) | 27 |
| 8 | 75 | 8 | 177 | 1 | (D) | 1 | (D) | 7 | 284 | 1 | (D) | 3 | 125 | 4 | (D) | 5 | 76 | 28 |
| 24 | 624 | 9 | 227 | 7 | (D) | 8 | (D) | 30 | 1,189 | 8 | (D) | 7 | 348 | 24 | 726 | 1 | (D) | 29 |
| 16 | 1,049 | 3 | 138 | 4 | 192 | 11 | 1,214 | 7 | 682 | 6 | 710 | 3 | 85 | 9 | (D) | 1 | (D) | 30 |
| 23 | 1,476 | 9 | 276 | 11 | 633 | 11 | 3,471 | 30 | 1,088 | 13 | 1,045 | 6 | 335 | 18 | 1,154 | 14 | 104 | 31 |
| 10 | 918 | 9 | 276 | 11 | 633 | 11 | 3,471 | 15 | 473 | 6 | 816 | 3 | (D) | 15 | (D) | 6 | 54 | 32 |
| 13 | 558 | ... | ... | ... | ... | ... | ... | 15 | 615 | 7 | 229 | 3 | (D) | 3 | (D) | 8 | 50 | 33 |
| 34 | 1,856 | 5 | 150 | 3 | 31 | 5 | 792 | 20 | 684 | 8 | 1,321 | 1 | (D) | 16 | (D) | 5 | 92 | 34 |
| 34 | 2,399 | 11 | 764 | 11 | 559 | 18 | 5,483 | 19 | 914 | 13 | 2,105 | 8 | 532 | 16 | 769 | 10 | 162 | 35 |
| 7 | 446 | 7 | 564 | 3 | 152 | 9 | 3,387 | 8 | 360 | 7 | 1,566 | 3 | 194 | 4 | (D) | 2 | (D) | 36 |
| 27 | 1,953 | 4 | 200 | 8 | 407 | 9 | 2,096 | 11 | 554 | 6 | 539 | 5 | 338 | 12 | (D) | 8 | (D) | 37 |
| 25 | 831 | 4 | 83 | 5 | 204 | 9 | 1,900 | 12 | 553 | 9 | 533 | 6 | 199 | 12 | (D) | 2 | (D) | 38 |
| 17 | 1,437 | 1 | (D) | 4 | 157 | 4 | 1,441 | 9 | 167 | ... | ... | 4 | (D) | 9 | 163 | 4 | 22 | 39 |
| 31 | 1,370 | 22 | 859 | 12 | 471 | 15 | 4,245 | 30 | 871 | 17 | 1,887 | 7 | 404 | 20 | 963 | 5 | 68 | 40 |
| 10 | 318 | 8 | (D) | 2 | (D) | 4 | 1,121 | 5 | 151 | 3 | (D) | 2 | (D) | 4 | (D) | ... | ... | 41 |
| 7 | 538 | 12 | 568 | 9 | 295 | 11 | 3,124 | 19 | 633 | 14 | (D) | 4 | 278 | 12 | 411 | 4 | (D) | 42 |
| 14 | 514 | 2 | (D) | 1 | (D) | ... | ... | 6 | 87 | ... | ... | 1 | (D) | 4 | (D) | 1 | (D) | 43 |
| 23 | 1,479 | 27 | 1,406 | 20 | 1,543 | 27 | 7,887 | 33 | 2,169 | 16 | 3,136 | 10 | 914 | 33 | 2,429 | 3 | 129 | 44 |
| 4 | 709 | 12 | 647 | 10 | 797 | 19 | 4,472 | 18 | 1,254 | 7 | 2,459 | 5 | (D) | 19 | 1,760 | 1 | (D) | 45 |
| 8 | 274 | 13 | (D) | 10 | 746 | 7 | (D) | 7 | 665 | 3 | 338 | 10 | 623 | 10 | 623 | 2 | (D) | 46 |
| 11 | 496 | 2 | (D) | ... | ... | 1 | (D) | 8 | 250 | 2 | (D) | 2 | (D) | 4 | 46 | ... | ... | 47 |
| 24 | 942 | 12 | (D) | 4 | (D) | 4 | 819 | 25 | 804 | 11 | 1,118 | 6 | 226 | 20 | 971 | 3 | 80 | 48 |
| 4 | 378 | 11 | 513 | 2 | (D) | 4 | 819 | 20 | 676 | 10 | (D) | 4 | (D) | 13 | 869 | 2 | (D) | 49 |
| 20 | 564 | 1 | (D) | 2 | (D) | ... | ... | 5 | 128 | 1 | (D) | 2 | (D) | 7 | 102 | 1 | (D) | 50 |
| 13 | 428 | 2 | (D) | 3 | 87 | 4 | 93 | 7 | 316 | 4 | (D) | 4 | 163 | 5 | 158 | 4 | 46 | 51 |
| 24 | 1,437 | 30 | 1,391 | 24 | 1,540 | 22 | 5,535 | 39 | 1,648 | 28 | 2,091 | 14 | 1,157 | 38 | 2,260 | 16 | 306 | 52 |
| 8 | 783 | 14 | 891 | 13 | 941 | 9 | 3,056 | 15 | 683 | 10 | 1,055 | 5 | 646 | 19 | 1,091 | 8 | 56 | 53 |
| 2 | (D) | 9 | 275 | 3 | (D) | 5 | 1,122 | 9 | 282 | 3 | 128 | 5 | 254 | 7 | 321 | ... | ... | 54 |
| 11 | 503 | 7 | 225 | 8 | (D) | 8 | 1,357 | 6 | 404 | 9 | 626 | 3 | (D) | 11 | (D) | 1 | (D) | 55 |
| 3 | (D) | ... | ... | ... | ... | ... | ... | 9 | 279 | 6 | 282 | 1 | (D) | 1 | (D) | 7 | (D) | 56 |
| 25 | 1,183 | 12 | 438 | 5 | 140 | 5 | 1,408 | 24 | 810 | 8 | 572 | 2 | (D) | 12 | 813 | 2 | (D) | 57 |
| 61 | 3,675 | 20 | 1,336 | 18 | 1,797 | 34 | 5,882 | 44 | 1,925 | 13 | 1,595 | 7 | 672 | 42 | 7,121 | 15 | 226 | 58 |
| 22 | 1,847 | 18 | (D) | 16 | (D) | 31 | (D) | 21 | 1,361 | 13 | 1,595 | 5 | (D) | 27 | 6,797 | 6 | 34 | 59 |
| 39 | 1,828 | 2 | (D) | 2 | (D) | 3 | (D) | 23 | 564 | ... | ... | 2 | (D) | 15 | 324 | 9 | 192 | 60 |
| 25 | 1,254 | 6 | 290 | 11 | 387 | 15 | 1,791 | 25 | 1,043 | 8 | 533 | 11 | 418 | 13 | 432 | ... | ... | 61 |
| 16 | 772 | 6 | 290 | 11 | 387 | 13 | (D) | 13 | 698 | 6 | (D) | 6 | 341 | 5 | 340 | ... | ... | 62 |
| 9 | 482 | ... | ... | ... | ... | 2 | (D) | 12 | 345 | 2 | (D) | 5 | 77 | 8 | 92 | ... | ... | 63 |
| 37 | 4,618 | 33 | 3,113 | 25 | 2,818 | 29 | 7,255 | 43 | 2,633 | 12 | 989 | 9 | 1,448 | 45 | 4,475 | 10 | 205 | 64 |
| 15 | 3,605 | 32 | (D) | 25 | (D) | 27 | (D) | 21 | 1,581 | 7 | 391 | 9 | 1,448 | 34 | 3,666 | 8 | (D) | 65 |
| 22 | 1,013 | 1 | (D) | ... | (D) | 2 | (D) | 22 | 1,052 | 5 | 598 | ... | ... | 11 | 809 | 2 | (D) | 66 |
| 43 | 2,789 | 16 | 925 | 23 | 819 | 23 | 2,487 | 47 | 1,894 | 19 | 2,199 | 7 | 584 | 41 | 2,488 | 9 | 261 | 67 |
| 6 | 572 | 14 | (D) | 12 | 538 | 16 | 2,106 | 13 | 829 | 12 | 1,629 | 4 | 350 | 25 | 1,501 | 7 | (D) | 68 |
| 37 | 2,217 | 2 | (D) | 11 | 281 | 7 | 381 | 34 | 1,065 | 7 | 570 | 3 | 234 | 16 | 987 | 2 | (D) | 69 |

RETAIL TRADE—AREA STATISTICS

Table 102. RETAIL TRADE: 1954 — COUNTIES;

Total Retail — Establishments, Sales, Payroll, and Personnel;

| Line No. | County and city | Total | | | | | | | Kind-of-business group | | | | |
|----------|-------------------------------------|----------------|-----------------------|-------------------------------------|---------------------------------------|--------------------------------|--|------------------------|---|-------------------------|-----------------|-------------------------|-----------------|
| | | Establishments | | Sales | | Payroll, entire year (\$1,000) | Paid employees, workweek ended nearest Nov. 15 | | Proprietors (unincorporated businesses only) (Number) | Food stores | | Eating, drinking places | |
| | | Total (Number) | With payroll (Number) | Total, all establishments (\$1,000) | Establishments with payroll (\$1,000) | | Total (Number) | Full workweek (Number) | | Establishments (Number) | Sales (\$1,000) | Establishments (Number) | Sales (\$1,000) |
| | | | | | | | | | | | | | |
| 1 | Elmore County..... | 267 | 143 | 14,563 | 12,007 | 969 | 521 | 401 | 291 | 79 | 3,876 | 21 | 443 |
| 2 | Tallassee (part) ¹ | 81 | 49 | 4,293 | 3,833 | 363 | 184 | 146 | 93 | 14 | 789 | 11 | 201 |
| 3 | Wetumpka..... | 96 | 56 | 6,440 | 5,632 | 497 | 256 | 200 | 103 | 27 | 1,775 | 7 | 173 |
| 4 | Remainder of County..... | 90 | 38 | 3,830 | 2,542 | 109 | 81 | 55 | 95 | 38 | 1,312 | 3 | 69 |
| 5 | Escambia County..... | 334 | 206 | 24,473 | 22,103 | 2,096 | 1,041 | 851 | 357 | 91 | 5,268 | 43 | 1,065 |
| 6 | Atmore..... | 129 | 89 | 10,305 | 9,487 | 913 | 477 | 376 | 138 | 39 | 2,016 | 10 | 316 |
| 7 | Brewton..... | 124 | 74 | 10,504 | 9,644 | 953 | 444 | 376 | 127 | 30 | 2,508 | 14 | 311 |
| 8 | Remainder of County..... | 81 | 43 | 3,664 | 2,972 | 230 | 120 | 99 | 92 | 22 | 744 | 19 | 438 |
| 9 | Etowah County..... | 927 | 509 | 72,025 | 63,053 | 6,868 | 3,113 | 2,685 | 950 | 332 | 20,236 | 95 | 2,523 |
| 10 | Attalla..... | 107 | 51 | 6,797 | 5,457 | 453 | 260 | 218 | 119 | 42 | 2,648 | 11 | 234 |
| 11 | Gadsden..... | 631 | 403 | 57,453 | 52,487 | 5,918 | 2,601 | 2,246 | 623 | 207 | 14,917 | 73 | 2,063 |
| 12 | Remainder of County..... | 189 | 55 | 7,755 | 5,109 | 497 | 252 | 221 | 208 | 83 | 2,671 | 11 | 226 |
| 13 | Fayette County..... | 140 | 72 | 8,237 | 6,865 | 572 | 324 | 258 | 141 | 39 | 1,850 | 10 | 188 |
| 14 | Fayette..... | 90 | 64 | 6,849 | 6,245 | 540 | 304 | 241 | 88 | 20 | 1,299 | 8 | (D) |
| 15 | Remainder of County..... | 50 | 8 | 1,388 | 620 | 32 | 20 | 17 | 53 | 19 | 551 | 2 | (D) |
| 16 | Franklin County..... | 229 | 115 | 14,184 | 11,958 | 950 | 476 | 391 | 235 | 53 | 3,049 | 11 | 143 |
| 17 | Russellville..... | 131 | 71 | 9,823 | 8,683 | 767 | 365 | 302 | 128 | 52 | 2,120 | 9 | (D) |
| 18 | Remainder of County..... | 98 | 44 | 4,361 | 3,275 | 183 | 111 | 89 | 107 | 31 | 929 | 2 | (D) |
| 19 | Geneva County..... | 243 | 135 | 14,071 | 11,895 | 974 | 534 | 381 | 260 | 88 | 4,569 | 15 | 158 |
| 20 | Geneva..... | 88 | 50 | 6,670 | 5,796 | 487 | 231 | 185 | 102 | 34 | 2,677 | 7 | 59 |
| 21 | Remainder of County..... | 155 | 85 | 7,401 | 6,099 | 487 | 303 | 196 | 158 | 54 | 1,892 | 8 | 99 |
| 22 | Greene County..... | 83 | 59 | 6,538 | 5,960 | 442 | 303 | 225 | 93 | 11 | 1,044 | 17 | 584 |
| 23 | Hale County..... | 126 | 70 | 6,926 | 5,844 | 435 | 283 | 204 | 130 | 39 | 1,498 | 8 | 240 |
| 24 | Henry County..... | 156 | 86 | 9,547 | 7,867 | 550 | 329 | 260 | 153 | 50 | 2,333 | 7 | 124 |
| 25 | Houston County..... | 540 | 304 | 45,663 | 40,809 | 3,990 | 1,984 | 1,671 | 570 | 176 | 9,971 | 59 | 1,481 |
| 26 | Dothan..... | 383 | 241 | 39,730 | 36,680 | 3,716 | 1,784 | 1,507 | 408 | 117 | 7,578 | 45 | 1,244 |
| 27 | Remainder of County..... | 157 | 63 | 5,883 | 4,129 | 274 | 200 | 164 | 162 | 59 | 2,393 | 14 | 237 |
| 28 | Jackson County..... | 297 | 127 | 15,031 | 11,741 | 1,000 | 570 | 477 | 330 | 92 | 3,843 | 20 | 326 |
| 29 | Scottsboro..... | 123 | 77 | 8,910 | 8,052 | 768 | 437 | 374 | 143 | 27 | 1,475 | 7 | 194 |
| 30 | Remainder of County..... | 174 | 50 | 6,121 | 3,689 | 232 | 133 | 103 | 187 | 65 | 2,366 | 13 | 132 |
| 31 | Jefferson County..... | 4,763 | 3,039 | 533,422 | 503,080 | 57,718 | 25,116 | 21,465 | 4,773 | 1,332 | 130,238 | 734 | 29,433 |
| 32 | Bessemer..... | 515 | 281 | 41,003 | 36,555 | 3,632 | 1,699 | 1,374 | 531 | 134 | 13,508 | 54 | 1,408 |
| 33 | Birmingham..... | 3,105 | 2,113 | 424,156 | 407,008 | 49,032 | 20,693 | 17,881 | 3,066 | 792 | 90,405 | 482 | 22,876 |
| 34 | Fairfield..... | 145 | 101 | 11,602 | 10,850 | 1,072 | 569 | 485 | 143 | 36 | 4,166 | 26 | 710 |
| 35 | Homewood..... | 77 | 69 | 8,730 | 8,580 | 721 | 394 | 330 | 62 | 15 | 3,633 | 12 | 748 |
| 36 | Leeds (part) ² | 72 | 48 | 4,596 | 4,134 | 334 | 193 | 140 | 76 | 12 | 1,392 | 20 | 318 |
| 37 | Lipscomb..... | 18 | 8 | 613 | (D) | 29 | 18 | 11 | 19 | 10 | 433 | 2 | (D) |
| 38 | Mountain Brook..... | 56 | 54 | 5,776 | (D) | 555 | 245 | 220 | 49 | 8 | 1,750 | 2 | (D) |
| 39 | Tarrant City..... | 96 | 68 | 7,664 | 7,194 | 555 | 306 | 221 | 103 | 20 | 3,443 | 17 | 354 |
| 40 | Remainder of County..... | 679 | 297 | 29,282 | 22,476 | 1,788 | 999 | 803 | 724 | 245 | 11,458 | 119 | 2,972 |
| 41 | Lamar County..... | 114 | 56 | 5,563 | 4,315 | 295 | 176 | 135 | 135 | 34 | 1,129 | 7 | (D) |
| 42 | Lauderdale County..... | 230 | 238 | 41,738 | 37,982 | 3,888 | 1,738 | 1,475 | 447 | 158 | 9,374 | 30 | 885 |
| 43 | Florence..... | 298 | 206 | 37,941 | 36,347 | 3,797 | 1,687 | 1,435 | 302 | 85 | 7,396 | 24 | 814 |
| 44 | Remainder of County..... | 132 | 32 | 3,797 | 1,635 | 91 | 51 | 40 | 145 | 73 | 1,978 | 6 | 71 |
| 45 | Lawrence County..... | 163 | 69 | 6,541 | 4,939 | 420 | 233 | 186 | 177 | 71 | 1,814 | 6 | 174 |
| 46 | Lee County..... | 443 | 255 | 27,127 | 23,629 | 2,349 | 1,292 | 1,054 | 442 | 157 | 7,965 | 68 | 1,946 |
| 47 | Auburn..... | 118 | 74 | 7,489 | 6,633 | 653 | 393 | 324 | 117 | 36 | 2,668 | 20 | 552 |
| 48 | Opelika..... | 230 | 146 | 17,210 | 15,716 | 1,601 | 800 | 649 | 226 | 73 | 4,175 | 27 | 775 |
| 49 | Remainder of County..... | 95 | 35 | 2,428 | 1,280 | 95 | 99 | 81 | 99 | 48 | 1,122 | 21 | 619 |
| 50 | Limestone County..... | 257 | 131 | 17,417 | 14,487 | 1,363 | 782 | 633 | 314 | 98 | 4,612 | 15 | 401 |
| 51 | Athens..... | 160 | 104 | 14,794 | 13,352 | 1,288 | 731 | 598 | 211 | 50 | 3,273 | 10 | 344 |
| 52 | Remainder of County..... | 97 | 27 | 2,623 | 1,135 | 75 | 51 | 35 | 103 | 48 | 1,339 | 5 | 57 |
| 53 | Lowndes County..... | 105 | 41 | 5,191 | 3,839 | 271 | 150 | 125 | 120 | 30 | 618 | 2 | (D) |
| 54 | Macon County..... | 188 | 106 | 10,125 | 8,383 | 829 | 503 | 425 | 212 | 76 | 3,474 | 4 | 99 |
| 55 | Tuskegee..... | 114 | 86 | 7,875 | 7,397 | 725 | 433 | 368 | 126 | 34 | 2,351 | 2 | (D) |
| 56 | Remainder of County..... | 74 | 20 | 2,250 | 986 | 104 | 70 | 57 | 86 | 42 | 1,123 | 2 | (D) |
| 57 | Madison County..... | 611 | 377 | 59,729 | 54,691 | 5,306 | 2,597 | 2,215 | 640 | 207 | 14,696 | 78 | 2,723 |
| 58 | Huntsville..... | 462 | 326 | 53,696 | 50,778 | 4,960 | 2,397 | 2,045 | 482 | 136 | 12,792 | 66 | 2,429 |
| 59 | Remainder of County..... | 149 | 51 | 6,033 | 3,913 | 346 | 200 | 170 | 158 | 71 | 1,904 | 12 | 294 |
| 60 | Marengo County..... | 253 | 133 | 13,388 | 11,444 | 1,099 | 611 | 490 | 254 | 83 | 3,452 | 22 | 495 |
| 61 | Demopolis..... | 85 | 71 | 7,499 | 7,203 | 741 | 397 | 318 | 92 | 21 | 1,884 | 14 | 383 |
| 62 | Remainder of County..... | 168 | 62 | 5,889 | 4,241 | 358 | 214 | 172 | 162 | 62 | 1,568 | 8 | 112 |
| 63 | Marion County..... | 243 | 127 | 11,233 | 8,959 | 639 | 387 | 321 | 258 | 69 | 2,420 | 24 | 352 |
| 64 | Marshall County..... | 483 | 275 | 34,790 | 29,986 | 2,320 | 1,225 | 995 | 545 | 128 | 6,753 | 41 | 965 |
| 65 | Albertville..... | 144 | 90 | 12,441 | 11,463 | 815 | 392 | 328 | 167 | 35 | 2,291 | 14 | 298 |
| 66 | Boaz..... | 109 | 57 | 8,629 | 7,191 | 506 | 286 | 213 | 122 | 21 | 1,300 | 7 | 121 |
| 67 | Guntersville..... | 103 | 77 | 8,903 | 8,169 | 729 | 376 | 301 | 114 | 30 | 1,812 | 11 | 315 |
| 68 | Remainder of County..... | 127 | 51 | 4,817 | 3,163 | 270 | 171 | 153 | 142 | 42 | 1,350 | 9 | 231 |
| 69 | Mobile County..... | 2,020 | 1,362 | 235,082 | 222,630 | 23,828 | 11,202 | 9,807 | 1,955 | 556 | 60,282 | 354 | 13,923 |
| 70 | Chickasaw..... | 38 | 24 | 3,378 | 3,136 | 228 | 119 | 107 | 42 | 12 | 2,162 | 2 | (D) |
| 71 | Mobile..... | 1,381 | 979 | 182,694 | 175,578 | 19,780 | 9,078 | 7,988 | 1,283 | 319 | 39,939 | 276 | 11,251 |
| 72 | Prichard..... | 220 | 152 | 25,444 | 23,878 | 2,204 | 1,071 | 888 | 206 | 82 | 8,360 | 23 | 725 |
| 73 | Remainder of County..... | 381 | 207 | 23,566 | 20,038 | 1,616 | 934 | 824 | 424 | 143 | 9,821 | 53 | (D) |

Standard Notes: (D) Withheld to avoid disclosure. (NA) Not available. n.e.c. Not elsewhere classified. XXX Not applicable. (Z) Less than \$500. ... Represents zero.

¹Tallassee is in Elmore and Tallapoosa counties.²Leeds is in Jefferson and St. Clair counties.

Table 102. RETAIL TRADE: 1954 — COUNTIES;
Total Retail — Establishments, Sales, Payroll, and Personnel;

| Line No. | County and city | Total | | | | | | | Kind-of-business group | | | | |
|----------|------------------------------------|----------------|-----------------------|-------------------------------------|---------------------------------------|--------------------------------|--|------------------------|---|-------------------------|-----------------|-------------------------|-----------------|
| | | Establishments | | Sales | | Payroll, entire year (\$1,000) | Paid employees, workweek ended nearest Nov. 15 | | Proprietors (unincorporated businesses only) (Number) | Food stores | | Eating, drinking places | |
| | | Total (Number) | With payroll (Number) | Total, all establishments (\$1,000) | Establishments with payroll (\$1,000) | | Total (Number) | Full workweek (Number) | | Establishments (Number) | Sales (\$1,000) | Establishments (Number) | Sales (\$1,000) |
| 1 | Monroe County..... | 190 | 100 | 11892 | 9,264 | 811 | 425 | 359 | 204 | 59 | 3,676 | 15 | 358 |
| 2 | Monroeville..... | 84 | 50 | 7,762 | 6,390 | 648 | 311 | 263 | 90 | 26 | 1,967 | 7 | 186 |
| 3 | Remainder of County..... | 106 | 50 | 4,130 | 2,874 | 163 | 114 | 96 | 114 | 32 | 1,109 | 8 | 172 |
| 4 | Montgomery County..... | 1,206 | 836 | 152,052 | 145,144 | 16,227 | 7,655 | 6,778 | 1,155 | 1,332 | 129,663 | 175 | 8,750 |
| 5 | Montgomery..... | 1,101 | 791 | 148,250 | 142,670 | 15,959 | 7,499 | 6,629 | 1,041 | 293 | 28,406 | 159 | 8,012 |
| 6 | Remainder of County..... | 105 | 45 | 3,802 | 2,474 | 268 | 156 | 149 | 114 | 39 | 1,257 | 16 | 738 |
| 7 | Morgan County..... | 557 | 307 | 37,380 | 31,910 | 3,253 | 1,651 | 1,390 | 576 | 189 | 9,724 | 48 | 1,393 |
| 8 | Decatur..... | 349 | 227 | 27,751 | 25,089 | 2,690 | 1,337 | 1,133 | 347 | 92 | 6,929 | 39 | 1,195 |
| 9 | Hartselle..... | 101 | 55 | 6,208 | 5,262 | 476 | 252 | 204 | 108 | 33 | 1,553 | 5 | 56 |
| 10 | Remainder of County..... | 107 | 25 | 3,421 | 1,559 | 87 | 62 | 53 | 121 | 64 | 1,242 | 4 | 142 |
| 11 | Perry County..... | 159 | 99 | 8,516 | 7,638 | 639 | 454 | 321 | 168 | 44 | 2,057 | 21 | 527 |
| 12 | Marion..... | 77 | 49 | 5,123 | 4,703 | 423 | 271 | 197 | 89 | 19 | 1,038 | 7 | 234 |
| 13 | Remainder of County..... | 82 | 50 | 3,393 | 2,935 | 216 | 183 | 124 | 79 | 25 | 1,019 | 14 | 293 |
| 14 | Pickens County..... | 180 | 106 | 9,891 | 8,505 | 693 | 404 | 302 | 183 | 51 | 2,403 | 10 | 278 |
| 15 | Aliceville..... | 54 | 40 | 4,520 | 4,298 | 360 | 207 | 164 | 57 | 11 | 970 | 5 | 121 |
| 16 | Remainder of County..... | 126 | 66 | 5,371 | 4,207 | 333 | 197 | 138 | 126 | 40 | 1,433 | 5 | 157 |
| 17 | Pike County..... | 271 | 167 | 15,719 | 13,917 | 1,274 | 793 | 661 | 294 | 95 | 3,704 | 29 | 805 |
| 18 | Brundidge..... | 54 | 40 | 2,998 | 2,612 | 187 | 139 | 113 | 61 | 14 | 536 | 2 | (D) |
| 19 | Troy..... | 168 | 108 | 11,346 | 10,324 | 1,022 | 601 | 497 | 184 | 59 | 2,722 | 21 | 519 |
| 20 | Remainder of County..... | 49 | 19 | 1,375 | 981 | 65 | 53 | 51 | 49 | 22 | 446 | 6 | (D) |
| 21 | Randolph County..... | 182 | 90 | 8,493 | 6,733 | 588 | 340 | 275 | 186 | 56 | 2,020 | 15 | 308 |
| 22 | Roanoke..... | 91 | 57 | 5,422 | 4,852 | 442 | 270 | 215 | 89 | 19 | 1,097 | 10 | 277 |
| 23 | Remainder of County..... | 91 | 33 | 3,071 | 1,881 | 146 | 70 | 60 | 97 | 37 | 923 | 5 | 31 |
| 24 | Russell County..... | 307 | 131 | 15,788 | 12,106 | 920 | 533 | 439 | 353 | 145 | 5,962 | 34 | 1,608 |
| 25 | Phenix City..... | 222 | 98 | 12,101 | 9,551 | 759 | 437 | 361 | 259 | 105 | 4,989 | 30 | 1,506 |
| 26 | Remainder of County..... | 85 | 33 | 3,687 | 2,555 | 161 | 96 | 78 | 94 | 40 | 973 | 4 | 102 |
| 27 | St. Clair County..... | 218 | 98 | 10,778 | 7,952 | 660 | 357 | 279 | 231 | 94 | 3,441 | 18 | 388 |
| 28 | Leeds (part) ² | 6 | *** | 104 | ... | ... | ... | ... | (D) | *** | ... | 2 | (D) |
| 29 | Remainder of County..... | 212 | 98 | 10,674 | 7,952 | 660 | 357 | 279 | (D) | 94 | 3,441 | 16 | (D) |
| 30 | Shelby County..... | 294 | 148 | 14,533 | 11,355 | 848 | 507 | 402 | 303 | 95 | 4,537 | 21 | 548 |
| 31 | Sumter County..... | 160 | 100 | 7,704 | 6,602 | 527 | 323 | 250 | 164 | 43 | 1,599 | 8 | 168 |
| 32 | Talladega County..... | 590 | 350 | 39,896 | 35,426 | 3,372 | 1,708 | 1,344 | 616 | 194 | 11,641 | 48 | 1,283 |
| 33 | Childersburg..... | 56 | 38 | 2,984 | 2,630 | 267 | 141 | 103 | 58 | 6 | 841 | 6 | (D) |
| 34 | Sylacauga..... | 200 | 138 | 17,331 | 16,195 | 1,555 | 801 | 643 | 212 | 56 | 4,560 | 19 | 616 |
| 35 | Talladega..... | 214 | 132 | 15,797 | 14,233 | 1,416 | 696 | 547 | 212 | 68 | 4,341 | 21 | 415 |
| 36 | Remainder of County..... | 120 | 42 | 3,784 | 2,368 | 134 | 70 | 51 | 134 | 64 | 1,899 | 2 | (D) |
| 37 | Tallapoosa County..... | 323 | 173 | 21,721 | 18,475 | 1,691 | 831 | 690 | 346 | 99 | 6,462 | 14 | 330 |
| 38 | Alexander City..... | 141 | 99 | 14,930 | 14,190 | 1,369 | 629 | 519 | 131 | 43 | 4,712 | 4 | (D) |
| 39 | Tallasse (part) ¹ | 24 | 4 | 736 | (D) | (D) | (D) | (D) | (D) | 8 | 108 | 2 | (D) |
| 40 | Remainder of County..... | 158 | 70 | 6,055 | (D) | (D) | (D) | (D) | (D) | 48 | 1,642 | 8 | 215 |
| 41 | Tuscaloosa County..... | 751 | 443 | 61,508 | 55,110 | 6,003 | 3,066 | 2,598 | 835 | 231 | 15,542 | 83 | 3,112 |
| 42 | Northport..... | 68 | 34 | 4,230 | 3,004 | 249 | 119 | 100 | 82 | 22 | 1,639 | 9 | 141 |
| 43 | Tuscaloosa..... | 535 | 365 | 51,749 | 48,893 | 5,430 | 2,747 | 2,319 | 582 | 126 | 11,443 | 57 | 2,279 |
| 44 | Remainder of County..... | 150 | 44 | 5,529 | 3,213 | 324 | 200 | 179 | 171 | 83 | 2,460 | 17 | 692 |
| 45 | Walker County..... | 473 | 255 | 26,849 | 23,009 | 2,122 | 1,098 | 899 | 505 | 178 | 8,077 | 44 | 710 |
| 46 | Cordova..... | 42 | 26 | 1,702 | 1,520 | 131 | 71 | 65 | 45 | 10 | 787 | 9 | 114 |
| 47 | Jasper..... | 178 | 136 | 17,195 | 16,485 | 1,652 | 820 | 672 | 188 | 43 | 3,944 | 16 | 305 |
| 48 | Remainder of County..... | 253 | 93 | 7,952 | 5,004 | 339 | 207 | 162 | 272 | 125 | 3,346 | 19 | 291 |
| 49 | Washington County..... | 105 | 45 | 4,834 | 3,620 | 228 | 125 | 105 | 108 | 41 | 1,363 | 4 | 128 |
| 50 | Wilcox County..... | 150 | 58 | 6,200 | 4,404 | 394 | 210 | 169 | 166 | 48 | 1,329 | 7 | 109 |
| 51 | Winston County..... | 140 | 64 | 7,012 | 5,478 | 466 | 247 | 189 | 143 | 38 | 1,323 | 7 | 133 |
| 52 | Haleyville..... | 88 | 56 | 5,398 | 4,896 | 434 | 232 | 175 | 94 | 17 | 772 | 5 | (D) |
| 53 | Remainder of County..... | 52 | 8 | 1,614 | 582 | 32 | 15 | 14 | 54 | 21 | 551 | 2 | (D) |

Standard Notes: (D) Withheld to avoid disclosure. (NA) Not available. XXX Not applicable. (Z) Less than \$500. ... Represents zero.
¹Tallasse is in Elmore and Tallapoosa counties. ²Leeds is in Jefferson and St. Clair counties.

CITIES OF 2,500 INHABITANTS OR MORE — Continued

Kind-of-Business Group — Establishments and Sales

| Kind-of-business group—Continued | | | | | | | | | | | | | | | | | | Line No. |
|--------------------------------------|--------------------|--------------------------------------|--------------------|--|--------------------|-----------------------------------|--------------------|--------------------------------------|--------------------|--|--------------------|-----------------------------------|--------------------|--------------------------------------|--------------------|--------------------------------------|--------------------|----------|
| General merchandise group | | Apparel, accessories stores | | Furniture, home furnishings, appliance dealers | | Automotive group | | Gasoline service stations | | Lumber, bldg. matls., hardware, farm equipment dealers | | Drug stores, proprietary stores | | Other retail stores | | Nonstore retailers | | |
| Estab- lish- ments (Number) | Sales (\$1,000) | Estab- lish- ments (Number) | Sales (\$1,000) | Estab- lish- ments (Number) | Sales (\$1,000) | Estab- lish- ments (No.) | Sales (\$1,000) | Estab- lish- ments (Number) | Sales (\$1,000) | Estab- lish- ments (Number) | Sales (\$1,000) | Estab- lish- ments (No.) | Sales (\$1,000) | Estab- lish- ments (Number) | Sales (\$1,000) | Estab- lish- ments (Number) | Sales (\$1,000) | |
| 41 | 2,476 | 6 | 221 | 9 | 551 | 10 | 2,617 | 9 | 529 | 8 | 883 | 3 | 215 | 18 | 440 | 13 | 526 | 1 |
| 5 | 919 | 5 | (D) | 7 | (D) | 6 | 2,215 | 7 | (D) | 4 | 682 | 1 | (D) | 10 | 318 | 6 | 322 | 2 |
| 36 | 1,557 | 1 | (D) | 2 | (D) | 4 | 402 | 2 | (D) | 4 | 201 | 2 | (D) | 8 | 122 | 7 | 204 | 3 |
| 46 | 19,902 | 116 | 12,610 | 64 | 8,251 | 71 | 32,774 | 122 | 9,684 | 32 | 7,979 | 50 | 4,352 | 140 | 16,403 | 58 | 1,684 | 4 |
| 28 | 19,466 | 115 | (D) | 64 | 8,251 | 69 | (D) | 107 | 8,936 | 31 | (D) | 49 | (D) | 133 | 16,323 | 53 | 1,650 | 5 |
| 18 | 436 | 1 | (D) | ... | ... | 2 | (D) | 15 | 748 | 1 | (D) | 1 | (D) | 7 | 80 | 5 | 34 | 6 |
| 39 | 3,361 | 36 | 2,281 | 33 | 2,458 | 46 | 8,538 | 43 | 3,253 | 28 | 2,292 | 19 | 1,091 | 56 | 2,605 | 20 | 384 | 7 |
| 15 | 2,276 | 28 | 2,055 | 25 | 2,277 | 39 | 7,257 | 22 | 1,031 | 19 | 1,785 | 13 | 819 | 46 | 1,974 | 11 | 153 | 8 |
| 10 | 560 | 8 | 226 | 8 | 181 | 7 | 1,281 | 10 | 1,154 | 5 | 284 | 4 | (D) | 9 | (D) | 2 | (D) | 9 |
| 14 | 525 | ... | ... | ... | ... | ... | ... | 11 | 1,068 | 4 | 223 | 2 | (D) | 1 | (D) | 7 | (D) | 10 |
| 21 | 1,051 | 7 | 446 | 9 | 310 | 9 | 1,595 | 17 | 657 | 8 | 814 | 3 | 229 | 20 | 830 | ... | ... | 11 |
| 10 | 528 | 4 | 170 | 5 | 229 | 4 | 1,188 | 7 | 364 | 6 | (D) | 2 | (D) | 13 | 498 | ... | ... | 12 |
| 11 | 523 | 3 | 276 | 4 | 81 | 5 | 407 | 10 | 293 | 2 | (D) | 1 | (D) | 7 | 332 | ... | ... | 13 |
| 22 | 885 | 11 | 293 | 10 | 637 | 8 | 2,040 | 24 | 1,056 | 11 | 1,377 | 14 | 430 | 17 | (D) | 2 | (D) | 14 |
| 5 | 249 | 3 | 141 | 3 | (D) | 4 | 1,260 | 6 | 299 | 4 | 737 | 6 | 184 | 7 | (D) | ... | ... | 15 |
| 17 | 636 | 8 | 152 | 7 | (D) | 4 | 780 | 18 | 757 | 7 | 640 | 8 | 246 | 10 | 348 | 2 | (D) | 16 |
| 28 | 1,742 | 12 | 503 | 14 | 542 | 11 | 3,099 | 31 | 1,505 | 12 | 1,044 | 8 | 581 | 26 | 2,040 | 5 | 154 | 17 |
| 7 | 496 | 3 | 117 | 3 | (D) | 3 | (D) | 7 | 245 | 3 | (D) | 2 | (D) | 7 | (D) | 3 | (D) | 18 |
| 10 | 1,003 | 9 | 386 | 11 | (D) | 8 | (D) | 18 | 891 | 2 | 713 | 6 | (D) | 17 | 1,430 | 2 | (D) | 19 |
| 11 | 243 | ... | ... | ... | ... | ... | ... | 6 | 369 | 2 | (D) | ... | ... | 2 | (D) | ... | ... | 20 |
| 31 | 1,587 | 9 | 309 | 14 | 299 | 11 | 1,978 | 20 | 723 | 7 | 651 | 4 | 235 | 13 | (D) | 2 | (D) | 21 |
| 14 | 822 | 9 | 309 | 4 | 164 | 7 | 1,303 | 14 | 599 | 4 | 509 | 2 | (D) | 8 | (D) | ... | ... | 22 |
| 17 | 765 | ... | ... | 10 | 135 | 4 | 675 | 6 | 124 | 3 | 142 | 2 | (D) | 5 | 142 | 2 | (D) | 23 |
| 11 | 801 | 5 | 282 | 14 | 480 | 7 | 1,399 | 38 | 1,603 | 5 | 841 | 12 | 438 | 22 | 2,209 | 14 | 165 | 24 |
| 2 | (D) | 4 | (D) | 9 | 344 | 6 | (D) | 28 | 1,359 | 3 | (D) | 9 | 345 | 13 | 1,458 | 13 | (D) | 25 |
| 9 | (D) | 1 | (D) | 5 | 136 | 1 | (D) | 10 | 244 | 2 | (D) | 3 | 93 | 9 | 751 | 1 | (D) | 26 |
| 17 | 947 | 6 | 430 | 11 | 497 | 10 | 1,942 | 30 | 892 | 9 | 911 | 4 | 306 | 12 | 953 | 7 | 71 | 27 |
| ... | ... | ... | ... | ... | ... | ... | ... | 2 | (D) | ... | ... | ... | ... | 2 | (D) | ... | ... | 28 |
| 17 | 947 | 6 | 430 | 11 | 497 | 10 | 1,942 | 28 | (D) | 9 | 911 | 4 | 306 | 10 | (D) | 7 | 71 | 29 |
| 36 | 1,487 | 7 | 293 | 14 | 1,007 | 7 | 2,151 | 46 | 1,537 | 21 | 1,541 | 10 | 316 | 28 | 1,010 | 9 | 106 | 30 |
| 41 | 1,767 | 4 | 122 | 7 | 260 | 4 | 952 | 24 | 1,206 | 9 | 805 | 5 | 208 | 13 | (D) | 2 | (D) | 31 |
| 52 | 2,989 | 44 | 2,827 | 38 | 2,294 | 39 | 8,800 | 62 | 3,426 | 29 | 3,463 | 18 | 1,196 | 55 | 1,868 | 11 | 109 | 32 |
| 4 | 96 | 4 | (D) | 6 | (D) | 4 | (D) | 10 | 516 | 5 | (D) | 2 | (D) | 7 | (D) | 2 | (D) | 33 |
| 16 | 1,164 | 16 | 1,320 | 17 | 1,176 | 18 | (D) | 10 | 696 | 11 | 1,848 | 8 | 611 | 26 | 1,065 | 3 | (D) | 34 |
| 10 | 989 | 22 | 1,276 | 14 | 848 | 17 | 4,365 | 21 | 1,275 | 11 | 1,280 | 6 | 447 | 20 | 515 | 4 | 46 | 35 |
| 22 | 740 | 2 | (D) | 1 | (D) | ... | ... | 21 | 939 | 2 | (D) | 2 | (D) | 2 | (D) | 2 | (D) | 36 |
| 43 | 2,604 | 11 | 1,010 | 25 | 1,627 | 25 | 5,048 | 45 | 1,748 | 15 | 782 | 10 | 774 | 23 | 1,147 | 13 | 189 | 37 |
| 11 | 1,406 | 5 | 798 | 15 | 1,256 | 16 | 4,318 | 13 | 574 | 4 | 275 | 6 | 547 | 13 | 793 | 11 | (D) | 38 |
| 3 | 89 | ... | ... | ... | ... | 4 | 300 | 7 | (D) | ... | ... | ... | ... | ... | ... | ... | ... | 39 |
| 29 | 1,109 | 6 | 212 | 10 | 371 | 5 | 430 | 25 | (D) | 11 | 507 | 4 | 227 | 10 | 354 | 2 | (D) | 40 |
| 49 | 6,758 | 62 | 5,712 | 37 | 3,609 | 41 | 10,449 | 95 | 6,008 | 13 | 2,994 | 25 | 2,323 | 88 | 4,727 | 27 | 274 | 41 |
| 8 | 833 | 3 | 141 | 3 | (D) | 6 | 516 | 10 | 584 | ... | ... | 2 | (D) | 3 | 23 | 2 | (D) | 42 |
| 17 | 4,524 | 59 | 5,571 | 34 | (D) | 35 | 9,933 | 68 | 4,651 | 13 | 2,994 | 22 | 2,174 | 81 | 4,541 | 21 | (D) | 43 |
| 24 | 1,401 | ... | ... | ... | ... | ... | ... | 17 | 773 | ... | ... | 1 | (D) | 4 | 163 | 4 | (D) | 44 |
| 59 | 4,082 | 19 | 1,199 | 33 | 1,947 | 22 | 5,011 | 51 | 2,149 | 17 | 1,917 | 15 | 816 | 27 | 879 | 8 | 62 | 45 |
| 7 | 216 | 1 | (D) | 6 | 306 | ... | ... | 4 | 94 | 1 | (D) | 2 | (D) | 2 | (D) | ... | ... | 46 |
| 17 | 1,850 | 17 | (D) | 17 | 1,303 | 17 | (D) | 20 | 1,429 | 8 | 1,551 | 5 | 435 | 18 | 781 | ... | ... | 47 |
| 35 | 2,016 | 1 | (D) | 10 | 338 | 5 | (D) | 27 | 626 | 8 | (D) | 8 | (D) | 7 | (D) | 8 | 62 | 48 |
| 28 | 846 | ... | ... | 3 | 120 | 5 | (D) | 10 | 355 | 3 | (D) | 2 | (D) | 9 | 564 | ... | ... | 49 |
| 48 | 2,086 | 5 | 121 | 1 | (D) | 4 | 1,128 | 16 | 403 | 3 | 537 | 3 | 75 | 12 | (D) | 3 | 162 | 50 |
| 16 | 954 | 9 | 389 | 10 | 523 | 4 | 1,341 | 22 | 499 | 9 | 706 | 6 | 255 | 14 | 738 | 5 | 151 | 51 |
| 7 | 423 | 9 | 389 | 7 | 358 | 4 | 1,341 | 12 | 321 | 7 | (D) | 6 | 255 | 11 | 650 | 3 | (D) | 52 |
| 9 | 531 | ... | ... | 3 | 165 | ... | ... | 10 | 178 | 2 | (D) | ... | ... | 3 | 88 | 2 | (D) | 53 |

Table 102A. RETAIL TRADE: 1948¹— COUNTIES; CITIES OF 2,500 INHABITANTS OR MORE

Establishments and Sales

| County and city | Establishments, 1948 | Sales, 1948 (\$1,000) | County and city | Establishments, 1948 | Sales, 1948 (\$1,000) | County and city | Establishments, 1948 | Sales, 1948 (\$1,000) |
|--------------------------|----------------------|--------------------------|--------------------------|----------------------|--------------------------|--------------------------|----------------------|--------------------------|
| | (Number) | | | (Number) | | | (Number) | |
| Alabama, total..... | 26,570 | 1,628,585 | Dallas County..... | 434 | 30,101 | Marengo County..... | 267 | 11,678 |
| Autauga County..... | 147 | 5,037 | Selma..... | 273 | 25,764 | Demopolis..... | 78 | 5,761 |
| Prattville..... | 73 | 3,203 | Remainder of County..... | 161 | 4,337 | Remainder of County..... | 189 | 5,917 |
| Remainder of County..... | 74 | 1,834 | De Kalb County..... | 378 | 14,236 | Marion County..... | 236 | 8,964 |
| Baldwin County..... | 463 | 20,968 | Fort Payne..... | 127 | 8,203 | Marshall County..... | 492 | 24,853 |
| Bay Minette..... | 71 | 4,261 | Remainder of County..... | 251 | 6,033 | Albertville..... | 120 | 7,616 |
| Fairhope..... | 65 | 3,348 | Elmore County..... | 305 | 11,688 | Boaz..... | 96 | 6,058 |
| Remainder of County..... | 327 | 13,359 | Wetumpka..... | 66 | 4,222 | Guntersville..... | 99 | 7,314 |
| Barbour County..... | 285 | 10,916 | Remainder of County..... | 239 | 7,466 | Remainder of County..... | 177 | 3,865 |
| Eufaula..... | 111 | 6,995 | Escambia County..... | 362 | 18,878 | Mobile County..... | 2,034 | 169,292 |
| Remainder of County..... | 174 | 3,921 | Atmore..... | 122 | 7,338 | Mobile..... | 1,296 | 137,538 |
| Bibb County..... | 140 | 6,603 | Brewton..... | 103 | 7,877 | Prichard..... | 219 | 13,704 |
| Blount County..... | 229 | 8,668 | Remainder of County..... | 137 | 3,663 | Remainder of County..... | 519 | 18,050 |
| Oneonta..... | 89 | 5,533 | Etowah County..... | 921 | 59,964 | Monroe County..... | 226 | 9,372 |
| Remainder of County..... | 140 | 3,135 | Attalla..... | 96 | 4,409 | Monroeville..... | 66 | 4,249 |
| Bullock County..... | 144 | 4,460 | Gadsden..... | 632 | 51,478 | Remainder of County..... | 160 | 5,123 |
| Union Springs..... | 76 | 3,420 | Remainder of County..... | 193 | 4,077 | Montgomery County..... | 1,140 | 108,432 |
| Remainder of County..... | 68 | 1,040 | Fayette County..... | 166 | 6,994 | Montgomery..... | 913 | 103,266 |
| Butler County..... | 253 | 12,501 | Fayette..... | 85 | 5,466 | Remainder of County..... | 227 | 5,166 |
| Greenville..... | 111 | 8,324 | Remainder of County..... | 81 | 1,528 | Morgan County..... | 566 | 33,780 |
| Remainder of County..... | 142 | 4,177 | Franklin County..... | 267 | 10,373 | Decatur..... | 320 | 24,892 |
| Calhoun County..... | 741 | 46,854 | Russellville..... | 108 | 6,319 | Hartselle..... | 91 | 5,412 |
| Anniston..... | 398 | 35,686 | Remainder of County..... | 159 | 4,054 | Remainder of County..... | 155 | 3,476 |
| Jacksonville..... | 53 | 1,978 | Geneva County..... | 216 | 10,709 | Perry County..... | 164 | 7,031 |
| Piedmont..... | 75 | 3,876 | Geneva..... | 60 | 4,313 | Pickens County..... | 202 | 8,089 |
| Remainder of County..... | 215 | 5,314 | Remainder of County..... | 156 | 6,396 | Pike County..... | 296 | 13,301 |
| Chambers County..... | 286 | 9,529 | Greene County..... | 129 | 6,022 | Brundidge..... | 53 | 2,359 |
| Lanett..... | 57 | 2,066 | Hale County..... | 157 | 5,746 | Troy..... | 112 | 8,163 |
| Remainder of County..... | 229 | 7,463 | Henry County..... | 138 | 6,289 | Remainder of County..... | 131 | 2,779 |
| Cherokee County..... | 136 | 4,132 | Houston County..... | 477 | 30,966 | Randolph County..... | 213 | 8,199 |
| Chilton County..... | 251 | 9,707 | Dothan..... | 309 | 27,723 | Roanoke..... | 84 | 5,300 |
| Clanton..... | 116 | 6,662 | Remainder of County..... | 168 | 3,243 | Remainder of County..... | 129 | 2,899 |
| Remainder of County..... | 135 | 3,045 | Jackson County..... | 279 | 11,889 | Russell County..... | 276 | 9,024 |
| Choctaw County..... | 140 | 5,068 | Scottsboro..... | 92 | 7,151 | Phenix City..... | 181 | 6,684 |
| Clarke County..... | 263 | 15,237 | Remainder of County..... | 187 | 4,738 | Remainder of County..... | 95 | 2,340 |
| Jackson..... | 73 | 6,432 | Jefferson County..... | 4,763 | 438,056 | St. Clair County..... | 226 | 9,015 |
| Remainder of County..... | 190 | 8,805 | Bessemer..... | 381 | 28,487 | Shelby County..... | 287 | 9,807 |
| Clay County..... | 143 | 4,447 | Birmingham..... | 2,902 | 339,253 | Sunter County..... | 173 | 7,335 |
| Cleburne County..... | 86 | 3,152 | Fairfield..... | 129 | 8,962 | Talladega County..... | 553 | 30,706 |
| Coffee County..... | 271 | 10,099 | Homewood..... | 75 | 5,905 | Sylacauga..... | 178 | 13,773 |
| Elba..... | 54 | 2,241 | Leeds..... | 62 | 3,267 | Talladega..... | 169 | 11,124 |
| Enterprise..... | 126 | 5,985 | Tarrant City..... | 84 | 5,391 | Remainder of County..... | 206 | 5,809 |
| Remainder of County..... | 91 | 1,873 | Remainder of County..... | 1,130 | 46,791 | Tallapoosa County..... | 315 | 16,886 |
| Colbert County..... | 403 | 22,862 | Lamar County..... | 144 | 4,321 | Alexander City..... | 104 | 10,188 |
| Sheffield..... | 155 | 12,026 | Lauderdale County..... | 484 | 30,064 | Remainder of County..... | 211 | 6,698 |
| Tuscumbia..... | 109 | 7,061 | Florence..... | 267 | 25,026 | Tuscaloosa County..... | 663 | 46,477 |
| Remainder of County..... | 139 | 3,775 | Remainder of County..... | 217 | 5,038 | Northport..... | 35 | 2,379 |
| Conecuh County..... | 175 | 6,217 | Lawrence County..... | 195 | 5,591 | Tuscaloosa..... | 398 | 38,301 |
| Coosa County..... | 102 | 3,115 | Lee County..... | 389 | 21,838 | Remainder of County..... | 230 | 5,797 |
| Covington County..... | 448 | 19,666 | Auburn..... | 85 | 5,342 | Walker County..... | 577 | 29,545 |
| Andalusia..... | 144 | 10,078 | Opelika..... | 189 | 14,341 | Cordova..... | 48 | 1,953 |
| Florala..... | 75 | 2,389 | Remainder of County..... | 115 | 2,155 | Jasper..... | 175 | 16,371 |
| Opp..... | 75 | 4,359 | Limestone County..... | 272 | 13,179 | Remainder of County..... | 354 | 11,221 |
| Remainder of County..... | 154 | 2,840 | Athens..... | 129 | 9,951 | Washington County..... | 116 | 3,561 |
| Crenshaw County..... | 181 | 6,670 | Remainder of County..... | 143 | 3,228 | Wilcox County..... | 177 | 5,363 |
| Cullman County..... | 369 | 17,648 | Lowndes County..... | 118 | 4,355 | Winston County..... | 154 | 6,108 |
| Cullman..... | 177 | 13,176 | Macon County..... | 218 | 8,916 | Haleyville..... | 77 | 4,497 |
| Remainder of County..... | 192 | 4,472 | Tuskegee..... | 114 | 6,835 | Remainder of County..... | 77 | 1,611 |
| Dale County..... | 200 | 6,450 | Remainder of County..... | 104 | 2,081 | | | |
| Ozark..... | 96 | 4,398 | Madison County..... | 549 | 41,586 | | | |
| Remainder of County..... | 104 | 2,052 | Huntsville..... | 298 | 32,519 | | | |
| | | | Remainder of County..... | 251 | 9,067 | | | |

Standard Notes: (D) Withheld to avoid disclosure. (NA) Not available.

¹Data in this table differ from those which appeared in the publications of the 1948 Census of Retail Trade. For a description of the adjustments see Comparison of 1948 and 1954 Censuses in the Introduction.

Table 103. RETAIL TRADE: 1954 — STANDARD METROPOLITAN AREAS

Establishments, Sales, Payroll, and Personnel, by Kind of Business

| Standard metropolitan area and kind of business | Establishments | | Sales | | Payroll, entire year (\$1,000) | Payroll, workweek ended nearest Nov. 15 | | Paid employees, workweek ended nearest Nov. 15 | | Proprietors (un- incorporated business- es only) ¹ (Number) |
|--|--|-----------------------------|---|--|---|--|-------------------------------|--|------------------------------|--|
| | Total ¹ (Number) | With payroll (Number) | Total, all establish- ments ¹ (\$1,000) | Establish- ments with payroll (\$1,000) | | Total (Dollars) | Full workweek (Dollars) | Total (Number) | Full workweek (Number) | |
| | BIRMINGHAM STANDARD METROPOLITAN AREA--Coextensive with Jefferson County, Ala. | | | | | | | | | |
| Retail trade, total | 4,763 | 3,039 | 533,472 | 503,080 | 57,718 | 1,102,908 | 1,041,387 | 25,116 | 21,465 | 4,773 |
| Food Stores | | | | | | | | | | |
| Total | 1,332 | 650 | 130,238 | 114,870 | 7,072 | 132,091 | 119,566 | 3,600 | 2,638 | 1,436 |
| Grocery stores..... | 1,193 | 575 | 122,420 | 107,926 | 6,297 | 116,831 | 104,989 | 3,149 | 2,230 | 1,278 |
| Meat markets..... | 10 | 8 | (D) | 2,595 | 224 | 4,226 | 4,194 | 120 | 117 | (D) |
| Fish (seafood) markets..... | 4 | ••• | 46 | ••• | ••• | ••• | ••• | ••• | ••• | 4 |
| Fruit stores, vegetable markets..... | 20 | 2 | (D) | (D) | (D) | (D) | (D) | (D) | (D) | (D) |
| Candy, nut, confectionery stores..... | 22 | 10 | 540 | 358 | 54 | 1,238 | 1,189 | 31 | 29 | 27 |
| Bakery products stores..... | 28 | 20 | 1,616 | (D) | (D) | (D) | (D) | (D) | (D) | (D) |
| Bakeries, with baking on premises..... | (NA) | 18 | (NA) | 1,417 | 276 | 5,918 | 5,665 | 164 | 150 | (NA) |
| Bakeries, without baking on premises..... | (NA) | 2 | (NA) | (D) | (D) | (D) | (D) | (D) | (D) | (NA) |
| Delicatessen stores..... | 35 | 25 | 1,217 | 1,083 | 73 | 1,505 | 1,344 | 49 | 43 | 43 |
| Food stores, n.e.c..... | 18 | 10 | 1,392 | 1,236 | 80 | 1,313 | 1,125 | 61 | 43 | 20 |
| Eating, Drinking Places | | | | | | | | | | |
| Total | 734 | 528 | 29,433 | 26,891 | 4,811 | 96,235 | 90,186 | 3,986 | 3,529 | 874 |
| Eating places (except refreshment stands)..... | 568 | 396 | 24,535 | 22,529 | 4,270 | 86,223 | 80,682 | 3,537 | 3,131 | 627 |
| Restaurants, cafeterias..... | (NA) | 353 | (NA) | 22,433 | 4,244 | 85,521 | 79,980 | 3,512 | 3,106 | (NA) |
| Caterers..... | (NA) | 3 | (NA) | ••• | ••• | ••• | ••• | ••• | ••• | (NA) |
| In-plant food contractors..... | (NA) | 3 | (NA) | ••• | ••• | ••• | ••• | ••• | ••• | (NA) |
| Refreshment stands..... | 50 | 30 | 1,078 | 792 | 134 | 2,519 | 2,375 | 104 | 92 | 58 |
| Drinking places..... | 112 | 102 | 3,686 | 3,570 | 407 | 7,493 | 7,125 | 345 | 306 | 165 |
| General Merchandise Group | | | | | | | | | | |
| Total | 175 | 141 | 73,513 | 73,005 | 11,528 | 224,035 | 202,117 | 5,241 | 4,148 | 100 |
| Department stores..... | 5 | 5 | 43,978 | 43,978 | 7,749 | 151,786 | 136,599 | 3,104 | 2,530 | ••• |
| Dry goods, general merchandise stores..... | 96 | 68 | 8,692 | (D) | 905 | 18,578 | 16,966 | 426 | 342 | 93 |
| General stores..... | 32 | 30 | 8,990 | (D) | 1,052 | 19,222 | 19,186 | 423 | 419 | 26 |
| Variety stores..... | 42 | 38 | 11,855 | 11,805 | 1,822 | 34,449 | 29,366 | 1,288 | 657 | 21 |
| Apparel, Accessories Stores | | | | | | | | | | |
| Total | 326 | 284 | 40,637 | 40,075 | 6,442 | 108,270 | 102,985 | 2,673 | 2,251 | 229 |
| Shoe stores..... | 66 | 62 | 6,854 | 6,824 | 913 | 15,563 | 14,291 | 334 | 251 | 33 |
| Men's shoe stores..... | (NA) | 13 | (NA) | (D) | (D) | (D) | (D) | (D) | (D) | (NA) |
| Women's shoe stores..... | (NA) | 16 | (NA) | 3,576 | 527 | 8,722 | 8,219 | 179 | 128 | (NA) |
| Children's, juveniles' shoe stores..... | (NA) | 2 | (NA) | (D) | (D) | (D) | (D) | (D) | (D) | (NA) |
| Family shoe stores..... | (NA) | 31 | (NA) | 2,126 | 274 | 5,029 | 4,266 | 128 | 96 | (NA) |
| Men's, boys' clothing and furnishings stores..... | (NA) | 40 | (NA) | (D) | 606 | 9,941 | 9,767 | 217 | 204 | (NA) |
| Men's, boys' clothing stores..... | (NA) | 30 | (NA) | 3,391 | 479 | 7,813 | 7,647 | 168 | 156 | (NA) |
| Men's, boys' furnishings stores..... | (NA) | 10 | (NA) | (D) | 127 | 2,120 | 2,120 | 49 | 48 | (NA) |
| Family clothing stores..... | (NA) | 63 | (NA) | 11,538 | 2,299 | 36,990 | 35,175 | 894 | 699 | (NA) |
| Women's clothing, specialty stores..... | (NA) | 102 | 15,652 | 15,564 | 2,385 | 41,672 | 39,709 | 1,139 | 1,013 | 45 |
| Ready-to-wear stores..... | (NA) | 58 | (NA) | 14,052 | 2,151 | 37,207 | 35,784 | 1,008 | 914 | (NA) |
| Millinery stores..... | (NA) | 29 | (NA) | 958 | 176 | 3,517 | 3,070 | 98 | 75 | (NA) |
| Clothing, specialty stores, n.e.c..... | (NA) | 11 | (NA) | 554 | 58 | 948 | 853 | 33 | 24 | (NA) |
| Children's, infants' wear stores..... | 12 | 12 | 772 | 772 | 77 | 1,338 | 1,336 | 41 | 37 | 12 |
| Apparel stores, n.e.c..... | 11 | 9 | 999 | (D) | 162 | 2,722 | 2,707 | 48 | 47 | 10 |
| Furniture, Home Furnishings, Appliance Dealers | | | | | | | | | | |
| Total | 233 | 191 | 25,416 | 24,976 | 3,807 | 68,701 | 66,554 | 1,189 | 1,118 | 194 |
| Furniture, home furnishings stores..... | 152 | 128 | 18,361 | 8,141 | 2,941 | 51,799 | 50,092 | 899 | 649 | 129 |
| Furniture stores..... | (NA) | 101 | (NA) | 16,045 | 2,527 | 43,617 | 42,810 | 761 | 733 | (NA) |
| Floor covering stores..... | (NA) | 4 | (NA) | 458 | 84 | 1,877 | 1,877 | 22 | 22 | (NA) |
| Home furnishings stores, n.e.c., antique stores..... | (NA) | 23 | (NA) | 1,638 | 330 | 6,305 | 5,405 | 116 | 94 | (NA) |
| Household appliance, radio, TV stores..... | 81 | 63 | 7,055 | 6,835 | 866 | 16,902 | 16,462 | 290 | 269 | 65 |
| Household appliance stores..... | (NA) | 32 | (NA) | 2,931 | 449 | 8,448 | 8,351 | 135 | 133 | (NA) |
| Appliance, radio, TV stores..... | (NA) | 25 | (NA) | 3,495 | 358 | 6,958 | 6,722 | 132 | 118 | (NA) |
| Radio, TV stores..... | (NA) | 6 | (NA) | 409 | 59 | 1,500 | 1,389 | 23 | 18 | (NA) |
| Automotive Group | | | | | | | | | | |
| Total | 198 | 150 | 113,325 | 112,191 | 10,784 | 205,676 | 203,414 | 2,782 | 2,702 | 173 |
| Passenger car dealers (franchised)..... | 47 | 41 | 92,762 | 8,873 | 8,873 | 172,855 | 171,846 | 2,173 | 2,144 | 16 |
| Passenger car dealers (nonfranchised)..... | 72 | 44 | 9,630 | 8,994 | 468 | 8,982 | 8,749 | 174 | 170 | 88 |
| Tire, battery, accessory dealers..... | 68 | 56 | 9,968 | (D) | 1,354 | 22,586 | 21,575 | 410 | 364 | 57 |
| Motorcycle, aircraft, boat dealers..... | 6 | 6 | 455 | 455 | 42 | 667 | 658 | 15 | 14 | 8 |
| Household trailer dealers..... | 5 | 3 | 210 | (D) | 47 | 586 | 586 | 10 | 10 | 4 |
| Automotive dealers, n.e.c..... | ••• | ••• | ••• | ••• | ••• | ••• | ••• | ••• | ••• | ••• |
| Gasoline Service Stations | | | | | | | | | | |
| Total | 536 | 368 | 28,641 | 25,397 | 2,288 | 45,669 | 43,105 | 1,241 | 1,044 | 563 |
| Lumber, Bldg. Mads., Hardware, Farm Equipment Dealers | | | | | | | | | | |
| Total | 192 | 152 | 21,652 | 20,878 | 2,884 | 53,032 | 50,547 | 970 | 880 | 170 |
| Farm equipment dealers..... | 8 | 6 | 744 | (D) | 77 | 1,456 | 1,436 | 19 | 18 | 7 |
| Lumber, building materials dealers..... | 44 | 40 | 10,252 | 10,172 | 1,493 | 26,385 | 24,897 | 503 | 452 | 32 |
| Paint, glass, wallpaper stores..... | 16 | 14 | 1,711 | (D) | 272 | 5,382 | 5,382 | 80 | 80 | 8 |
| Plumbing, electrical supply stores..... | 13 | 9 | 691 | 837 | 151 | 2,478 | 2,444 | 36 | 33 | 13 |
| Hardware stores..... | 111 | 83 | 8,054 | 7,504 | 891 | 17,331 | 16,381 | 332 | 297 | 110 |
| Drug Stores, Proprietary Stores | | | | | | | | | | |
| Total | 212 | 180 | 15,204 | 14,602 | 1,963 | 38,568 | 36,934 | 980 | 879 | 270 |
| Drug stores..... | (NA) | 152 | (NA) | 13,752 | 1,882 | 36,996 | 35,477 | 915 | 823 | (NA) |
| Proprietary stores..... | (NA) | 28 | (NA) | 850 | 81 | 1,572 | 1,457 | 65 | 56 | (NA) |
| Other Retail Stores | | | | | | | | | | |
| Total | 562 | 356 | 45,655 | 43,175 | 4,614 | 101,338 | 97,226 | 1,900 | 1,736 | 547 |
| Liquor stores..... | 32 | 26 | 16,173 | 16,013 | 486 | 10,948 | 10,930 | 189 | 187 | 16 |
| Fuel, ice dealers..... | 101 | 49 | 3,906 | 3,524 | 527 | 9,877 | 9,477 | 244 | 213 | 96 |
| Fuel dealers (coal, wood)..... | (NA) | 44 | (NA) | 2,700 | 363 | 6,619 | 6,219 | 177 | 146 | (NA) |
| Liquefied petroleum gas dealers..... | (NA) | 2 | (NA) | (D) | (D) | (D) | (D) | (D) | (D) | (NA) |
| Fuel oil dealers..... | (NA) | 1 | (NA) | (D) | (D) | (D) | (D) | (D) | (D) | (NA) |
| Ice dealers..... | (NA) | 2 | (NA) | (D) | (D) | (D) | (D) | (D) | (D) | (NA) |
| Hay, grain, feed stores..... | 15 | 13 | 3,292 | (D) | 172 | 3,271 | 3,126 | 63 | 57 | 15 |
| Farm, garden supply stores..... | 12 | 8 | 622 | 582 | 75 | 1,343 | 1,343 | 28 | 28 | 10 |

Standard Notes: (D) Withheld to avoid disclosure. (NA) Not available. n.e.c. Not elsewhere classified. XXX Not applicable. (Z) Less than \$100. ... Represents zero.

¹ Group totals may include data for establishments without payroll which could not be classified by detailed kind of business.

RETAIL TRADE—AREA STATISTICS

Table 103. RETAIL TRADE: 1954 — STANDARD METROPOLITAN AREAS — Continued

Establishments, Sales, Payroll, and Personnel, by Kind of Business

| Standard metropolitan area and kind of business | Establishments | | Sales | | Payroll, entire year (\$1,000) | Payroll, workweek ended nearest Nov. 15 | | Paid employees, workweek ended nearest Nov. 15 | | Proprietors (unincorporated businesses only) ¹ (Number) |
|---|--------------------------------|-----------------------------|---|--|---|--|-------------------------------|--|------------------------------|---|
| | Total ¹ (Number) | With payroll (Number) | Total, all establish- ments ¹ (\$1,000) | Establish- ments with payroll (\$1,000) | | Total (Dollars) | Full workweek (Dollars) | Total (Number) | Full workweek (Number) | |
| BIRMINGHAM STANDARD METROPOLITAN AREA--Con. | | | | | | | | | | |
| Other Retail Stores—Con. | | | | | | | | | | |
| Jewelry stores..... | 66 | 54 | 7,620 | 7,452 | 1,392 | 34,426 | 33,522 | 467 | 444 | 49 |
| Book stores..... | 11 | 7 | 528 | 496 | 43 | 823 | 748 | 21 | 18 | 8 |
| Stationery stores..... | 3 | 3 | (D) | (D) | (D) | (D) | (D) | (D) | (D) | (D) |
| Sporting goods stores..... | 16 | 12 | 1,000 | 952 | 112 | 2,056 | 1,912 | 40 | 36 | 16 |
| Bicycle stores..... | 10 | 4 | 254 | 130 | 23 | 574 | 497 | 13 | 10 | 13 |
| Florists..... | 85 | 55 | 2,379 | 2,145 | 335 | 8,065 | 6,517 | 199 | 149 | 92 |
| Cigar stores, stands..... | 4 | 2 | 165 | (D) | (D) | (D) | (D) | (D) | (D) | (D) |
| News dealers, newsstands..... | 4 | 4 | 246 | (D) | 22 | 360 | 360 | 19 | 19 | 5 |
| Gift, novelty, souvenir stores..... | 15 | 9 | 272 | 194 | 27 | 592 | 576 | 21 | 17 | 14 |
| Music stores..... | 17 | 13 | 1,569 | 1,549 | 347 | 5,988 | 5,988 | 114 | 114 | 14 |
| Camera, photographic supply stores..... | 4 | 4 | 210 | 210 | 22 | 431 | 410 | 11 | 9 | 3 |
| Luggage, leather goods stores..... | 3 | 3 | (D) | (D) | (D) | (D) | (D) | (D) | (D) | (D) |
| Optical goods stores..... | 12 | 10 | 659 | (D) | 100 | 1,824 | 1,824 | 25 | 25 | 12 |
| Office, store machine and equipment dealers..... | 3 | 3 | 352 | 352 | 59 | 1,212 | 1,212 | 18 | 18 | 5 |
| Retail stores (except second-hand) n.e.c..... | 23 | 23 | 1,099 | 1,099 | 176 | 3,435 | 3,120 | 95 | 84 | 21 |
| Second-hand stores..... | 64 | 54 | 3,530 | 3,260 | 462 | 10,392 | 10,023 | 218 | 199 | 75 |
| Nonstore Retailers | | | | | | | | | | |
| Total..... | 263 | 39 | 9,708 | 7,020 | 1,525 | 29,293 | 28,753 | 554 | 540 | 257 |
| Mail order houses..... | 6 | 2 | 139 | (D) | (D) | (D) | (D) | (D) | (D) | (D) |
| Direct selling (house-to-house) organizations..... | 232 | 26 | 7,245 | 4,997 | 1,321 | 25,699 | 25,159 | 491 | 477 | 231 |
| Merchandise vending machine operators..... | 25 | 11 | 2,324 | (D) | (D) | (D) | (D) | (D) | (D) | (D) |
| COLUMBUS STANDARD METROPOLITAN AREA--Consists of Chattahoochee and Muscogee Counties, Ga; and Russell County, Ala. | | | | | | | | | | |
| Retail trade, total..... | 1,727 | 1,067 | 154,180 | 142,496 | 16,206 | 311,756 | 295,840 | 7,732 | 6,647 | 1,749 |
| Food Stores | | | | | | | | | | |
| Total..... | 542 | 196 | 36,821 | 30,897 | 2,015 | 38,519 | 34,415 | 1,034 | 745 | 552 |
| Grocery stores..... | 508 | 180 | 35,561 | 29,817 | 1,884 | 35,653 | 31,582 | 951 | 666 | 514 |
| Meat markets..... | 3 | 1 | (D) | (D) | (D) | (D) | (D) | (D) | (D) | (D) |
| Fish (seafood) markets..... | *** | *** | *** | *** | *** | *** | *** | *** | *** | *** |
| Fruit stores, vegetable markets..... | 17 | 5 | 384 | 260 | 16 | 187 | 187 | 6 | 6 | 18 |
| Candy, nut, confectionery stores..... | 5 | 1 | 64 | (D) | (D) | (D) | (D) | (D) | (D) | (D) |
| Bakery products stores..... | 7 | 7 | 368 | 368 | 89 | 2,108 | 2,091 | 61 | 59 | 10 |
| Bakeries, with baking on premises..... | 7 | 7 | 368 | 368 | 89 | 2,108 | 2,091 | 61 | 59 | 10 |
| Bakeries, without baking on premises..... | *** | *** | *** | *** | *** | *** | *** | *** | *** | *** |
| Delicatessen stores..... | 1 | 1 | (D) | (D) | (D) | (D) | (D) | (D) | (D) | (D) |
| Food stores, n.e.c..... | 1 | 1 | (D) | (D) | (D) | (D) | (D) | (D) | (D) | (D) |
| Eating, Drinking Places | | | | | | | | | | |
| Total..... | 246 | 176 | 9,968 | 9,028 | 1,545 | 33,549 | 32,172 | 1,280 | 1,175 | 298 |
| Eating places (except refreshment stands)..... | 176 | 126 | 7,552 | 6,952 | 1,293 | 28,280 | 26,970 | 1,089 | 990 | 205 |
| Restaurants, cafeterias..... | (NA) | 126 | (NA) | 6,952 | 1,293 | 28,280 | 26,970 | 1,089 | 990 | (NA) |
| Caterers..... | (NA) | *** | (NA) | *** | *** | *** | *** | *** | *** | (NA) |
| In-plant food contractors..... | (NA) | *** | (NA) | *** | *** | *** | *** | *** | *** | (NA) |
| Refreshment stands..... | 17 | 13 | 305 | 275 | 38 | 705 | 689 | 24 | 22 | 12 |
| Drinking places..... | 51 | 37 | 2,089 | 1,801 | 214 | 4,564 | 4,513 | 167 | 163 | 79 |
| General Merchandise Group | | | | | | | | | | |
| Total..... | 73 | 45 | 20,366 | 19,690 | 2,953 | 52,786 | 47,572 | 1,667 | 1,291 | 74 |
| Department stores..... | 4 | 4 | 12,700 | 12,700 | 2,060 | 33,583 | 30,770 | 920 | 769 | *** |
| Dry goods, general merchandise stores..... | 31 | 17 | 2,953 | 2,701 | 253 | 4,834 | 3,992 | 135 | 81 | 43 |
| General stores..... | 18 | 8 | 854 | 482 | 31 | 589 | 502 | 24 | 17 | 20 |
| Variety stores..... | 20 | 16 | 3,859 | 3,807 | 609 | 13,780 | 12,308 | 588 | 424 | 11 |
| Apparel, Accessories Stores | | | | | | | | | | |
| Total..... | 117 | 111 | (D) | (D) | (D) | (D) | (D) | (D) | (D) | (D) |
| Shoe stores..... | 23 | 21 | 2,380 | (D) | 292 | 5,048 | 4,363 | 127 | 79 | 14 |
| Men's shoe stores..... | (NA) | 3 | (NA) | (D) | (D) | (D) | (D) | (D) | (D) | (NA) |
| Women's shoe stores..... | (NA) | 4 | (NA) | 643 | 74 | 1,139 | 973 | 38 | 17 | (NA) |
| Children's, juveniles' shoe stores..... | (NA) | 1 | (NA) | (D) | (D) | (D) | (D) | (D) | (D) | (NA) |
| Family shoe stores..... | (NA) | 13 | (NA) | 1,551 | 200 | 3,580 | 3,061 | 84 | 57 | (NA) |
| Men's, boys' clothing and furnishings stores..... | (NA) | 23 | (NA) | (D) | (D) | (D) | (D) | (D) | (D) | (NA) |
| Men's, boys' clothing stores..... | (NA) | 19 | (NA) | 2,002 | 287 | 5,491 | 5,330 | 118 | 104 | (NA) |
| Men's, boys' furnishings stores..... | (NA) | 4 | (NA) | (D) | (D) | (D) | (D) | (D) | (D) | (NA) |
| Family clothing stores..... | (NA) | 14 | (NA) | 1,422 | 179 | 3,229 | 2,816 | 104 | 72 | (NA) |
| Women's clothing, specialty stores..... | 42 | 40 | 4,714 | (D) | 642 | 12,445 | 11,862 | 345 | 303 | 13 |
| Ready-to-wear stores..... | (NA) | 30 | (NA) | 4,216 | 568 | 10,940 | 10,524 | 307 | 276 | (NA) |
| Millinery stores..... | (NA) | 6 | (NA) | (D) | 42 | 740 | 614 | 20 | 14 | (NA) |
| Clothing, specialty stores, n.e.c..... | (NA) | 4 | (NA) | (D) | 32 | 765 | 724 | 18 | 13 | (NA) |
| Children's, infants' wear stores..... | 7 | 7 | 545 | 545 | 45 | 916 | 833 | 33 | 26 | 7 |
| Apparel stores, n.e.c..... | 6 | 6 | 239 | 239 | 39 | 735 | 729 | 19 | 19 | 4 |
| Furniture, Home Furnishings, Appliance Dealers | | | | | | | | | | |
| Total..... | 100 | 84 | 9,606 | 9,312 | 1,575 | 29,073 | 28,895 | 509 | 503 | 74 |
| Furniture, home furnishings stores..... | 63 | 57 | 6,950 | 6,900 | 1,273 | 23,422 | 23,294 | 408 | 406 | 38 |
| Furniture stores..... | (NA) | 45 | (NA) | 6,001 | 1,079 | 19,756 | 19,726 | 341 | 340 | (NA) |
| Floor covering stores..... | (NA) | 3 | (NA) | 388 | 90 | 1,929 | 1,831 | 27 | 26 | (NA) |
| Home furnishings stores, n.e.c., antique stores..... | (NA) | 9 | (NA) | 511 | 104 | 1,737 | 1,737 | 40 | 40 | (NA) |
| Household appliance, radio, TV stores..... | 37 | 27 | 2,656 | 2,412 | 302 | 5,651 | 5,601 | 131 | 97 | 36 |
| Household appliance stores..... | (NA) | 10 | (NA) | 977 | 150 | 2,710 | 2,710 | 47 | 47 | (NA) |
| Appliance, radio, TV stores..... | (NA) | 10 | (NA) | 690 | 45 | 956 | 951 | 16 | 15 | (NA) |
| Radio, TV stores..... | (NA) | 7 | (NA) | 745 | 107 | 1,985 | 1,940 | 38 | 35 | (NA) |
| Automotive Group | | | | | | | | | | |
| Total..... | 88 | 72 | 28,062 | 27,464 | 2,588 | 47,338 | 46,965 | 701 | 682 | 86 |
| Passenger car dealers (franchised)..... | 15 | 13 | 16,821 | (D) | 1,781 | 31,636 | 31,584 | 425 | 423 | 6 |
| Passenger car dealers (nonfranchised)..... | 47 | 35 | 7,996 | 7,448 | 495 | 9,164 | 9,076 | 158 | 154 | 53 |
| Tire, battery, accessory dealers..... | 16 | 14 | 1,919 | (D) | 266 | 5,125 | 4,949 | 92 | 81 | 18 |
| Motorcycle, aircraft, boat dealers..... | 4 | 4 | (D) | (D) | (D) | (D) | (D) | (D) | (D) | (D) |
| Household trailer dealers..... | 4 | 4 | 1,058 | 1,058 | 22 | 570 | 570 | 11 | 11 | 3 |
| Automotive dealers, n.e.c..... | 2 | 2 | (D) | (D) | (D) | (D) | (D) | (D) | (D) | (D) |

Standard Notes: (D) Withheld to avoid disclosure. (NA) Not available. n.e.c. Not elsewhere classified. XXX Not applicable. (Z) Less than \$500. ... Represents zero.
¹ Group totals may include data for establishments without payroll which could not be classified by detailed kind of business.

Table 103. RETAIL TRADE: 1954 — STANDARD METROPOLITAN AREAS — Continued

Establishments, Sales, Payroll, and Personnel, by Kind of Business

| Standard metropolitan area and kind of business | Establishments | | Sales | | Payroll, entire year (\$1,000) | Payroll, workweek ended nearest Nov. 15 (Dollars) | | Paid employees, workweek ended nearest Nov. 15 (Number) | | Proprietors (unincorporated businesses only) ¹ (Number) |
|--|-----------------------------|-----------------------|--|---------------------------------------|--------------------------------|---|---------------|---|---------------|--|
| | Total ¹ (Number) | With payroll (Number) | Total, all establishments ¹ (\$1,000) | Establishments with payroll (\$1,000) | | Total | Full workweek | Total | Full workweek | |
| COLUMBUS STANDARD METROPOLITAN AREA--Con. | | | | | | | | | | |
| Gasoline Service Stations | | | | | | | | | | |
| Total | 175 | 137 | 11,502 | 10,516 | 1,035 | 22,634 | 21,702 | 522 | 472 | 195 |
| Lumber, Bldg. Mads., Hardware, Farm Equipment Dealers | | | | | | | | | | |
| Total | 33 | 27 | 4,953 | 4,819 | 702 | 13,564 | 13,202 | 241 | 232 | 34 |
| Farm equipment dealers | 2 | 2 | (D) | (D) | (D) | (D) | (D) | (D) | (D) | (D) |
| Lumber, building materials dealers | 5 | 5 | 2,886 | 2,886 | 400 | 7,950 | 7,618 | 140 | 133 | 6 |
| Paint, glass, wallpaper stores | 5 | 3 | 316 | (D) | (D) | (D) | (D) | (D) | (D) | (D) |
| Plumbing, electrical supply stores | 1 | 1 | (D) | (D) | (D) | (D) | (D) | (D) | (D) | (D) |
| Hardware stores | 20 | 16 | 1,105 | 985 | 150 | 2,818 | 2,788 | 57 | 55 | 22 |
| Drug Stores, Proprietary Stores | | | | | | | | | | |
| Total | 62 | 54 | 4,825 | 4,667 | 619 | 12,832 | 12,008 | 354 | 290 | 67 |
| Drug stores | (NA) | 52 | (NA) | (D) | (D) | (D) | (D) | (D) | (D) | (NA) |
| Proprietary stores | (NA) | 2 | (D) | (D) | (D) | (D) | (D) | (D) | (D) | (NA) |
| Other Retail Stores | | | | | | | | | | |
| Total | 211 | 149 | 13,640 | 12,386 | 1,348 | 27,706 | 27,238 | 564 | 535 | 216 |
| Liquor stores | 75 | 63 | 5,037 | 4,563 | 263 | 4,799 | 4,719 | 111 | 105 | 79 |
| Fuel, ice dealers | 13 | 7 | 638 | 588 | 110 | 3,227 | 3,222 | 62 | 61 | 10 |
| Fuel dealers (coal, wood) | (NA) | 5 | (NA) | (D) | (D) | (D) | (D) | (D) | (D) | (NA) |
| Liquefied petroleum gas dealers | (NA) | 2 | (NA) | (D) | (D) | (D) | (D) | (D) | (D) | (NA) |
| Fuel oil dealers | (NA) | 0 | (NA) | (D) | (D) | (D) | (D) | (D) | (D) | (NA) |
| Ice dealers | (NA) | 0 | (NA) | (D) | (D) | (D) | (D) | (D) | (D) | (NA) |
| Hay, grain, feed stores | 13 | 9 | 1,979 | 1,941 | 132 | 2,455 | 2,355 | 61 | 53 | 9 |
| Farm, garden supply stores | 3 | 1 | 361 | (D) | (D) | (D) | (D) | (D) | (D) | (D) |
| Jewelry stores | 16 | 16 | 1,963 | 1,963 | 301 | 5,621 | 5,578 | 98 | 96 | 14 |
| Book stores | 1 | 1 | (D) | (D) | (D) | (D) | (D) | (D) | (D) | (D) |
| Stationery stores | 3 | 1 | (D) | (D) | (D) | (D) | (D) | (D) | (D) | (D) |
| Sporting goods stores | 7 | 5 | 474 | (D) | 45 | 994 | 994 | 21 | 21 | 7 |
| Bicycle stores | 4 | 2 | 69 | (D) | (D) | (D) | (D) | (D) | (D) | (D) |
| Florists | 12 | 8 | 404 | 376 | 63 | 1,086 | 1,066 | 29 | 27 | 14 |
| Cigar stores, stands | 2 | 0 | (D) | (D) | (D) | (D) | (D) | (D) | (D) | (D) |
| News dealers, newsstands | 3 | 1 | 30 | (D) | (D) | (D) | (D) | (D) | (D) | (D) |
| Gift, novelty, souvenir stores | 5 | 5 | 228 | 228 | 26 | 439 | 430 | 11 | 10 | 5 |
| Music stores | 10 | 6 | 271 | 191 | 18 | 372 | 372 | 10 | 10 | 11 |
| Camera, photographic supply stores | 0 | 0 | (D) | (D) | (D) | (D) | (D) | (D) | (D) | (D) |
| Luggage, leather goods stores | 0 | 0 | (D) | (D) | (D) | (D) | (D) | (D) | (D) | (D) |
| Optical goods stores | 1 | 1 | (D) | (D) | (D) | (D) | (D) | (D) | (D) | (D) |
| Office, store machine and equipment dealers | 0 | 0 | (D) | (D) | (D) | (D) | (D) | (D) | (D) | (D) |
| Retail stores (except second-hand) n.e.c. | 6 | 6 | 233 | 233 | 48 | 1,035 | 909 | 16 | 14 | 5 |
| Second-hand stores | 21 | 17 | 1,094 | 1,080 | 210 | 4,101 | 4,024 | 85 | 79 | 25 |
| Nonstore Retailers | | | | | | | | | | |
| Total | 80 | 16 | (D) | (D) | (D) | (D) | (D) | (D) | (D) | (D) |
| Mail order houses | 0 | 0 | (D) | (D) | (D) | (D) | (D) | (D) | (D) | (D) |
| Direct selling (house-to-house) organizations | 72 | 10 | 1,142 | 658 | 161 | 3,073 | 3,043 | 55 | 54 | 72 |
| Merchandise vending machine operators | 8 | 6 | (D) | (D) | (D) | (D) | (D) | (D) | (D) | (D) |

GADSDEN STANDARD METROPOLITAN AREA--Coextensive with Etowah County, Ala.

| | | | | | | | | | | |
|---|------|-----|--------|--------|-------|---------|---------|-------|-------|------|
| Retail trade, total | 927 | 509 | 72,005 | 63,053 | 6,868 | 135,146 | 127,583 | 3,113 | 2,685 | 950 |
| Food Stores | | | | | | | | | | |
| Total | 332 | 98 | 20,236 | 14,724 | 801 | 15,298 | 13,682 | 409 | 310 | 357 |
| Grocery stores | 314 | 90 | 19,400 | 14,098 | 775 | 14,724 | 13,106 | 390 | 291 | 339 |
| Meat markets | 1 | 1 | (D) | (D) | (D) | (D) | (D) | (D) | (D) | (D) |
| Fish (seafood) markets | 1 | 1 | (D) | (D) | (D) | (D) | (D) | (D) | (D) | (D) |
| Fruit stores, vegetable markets | 12 | 2 | 254 | (D) | (D) | (D) | (D) | (D) | (D) | (D) |
| Candy, nut, confectionery stores | 0 | 0 | (D) | (D) | (D) | (D) | (D) | (D) | (D) | (D) |
| Bakery products stores | 3 | 3 | (D) | (D) | (D) | (D) | (D) | (D) | (D) | (D) |
| Bakeries, with baking on premises | 3 | 3 | (D) | (D) | (D) | (D) | (D) | (D) | (D) | (D) |
| Bakeries, without baking on premises | 0 | 0 | (D) | (D) | (D) | (D) | (D) | (D) | (D) | (D) |
| Delicatessen stores | 0 | 0 | (D) | (D) | (D) | (D) | (D) | (D) | (D) | (D) |
| Food stores, n.e.c. | 1 | 1 | (D) | (D) | (D) | (D) | (D) | (D) | (D) | (D) |
| Eating, Drinking Places | | | | | | | | | | |
| Total | 95 | 59 | 2,523 | 2,039 | 446 | 9,610 | 9,001 | 322 | 295 | 112 |
| Eating places (except refreshment stands) | 80 | 52 | 2,105 | 1,751 | 406 | 8,558 | 8,034 | 296 | 273 | 94 |
| Restaurants, cafeterias | (NA) | 47 | (NA) | (D) | (D) | (D) | (D) | (D) | (D) | (NA) |
| Caterers | (NA) | 0 | (NA) | (D) | (D) | (D) | (D) | (D) | (D) | (NA) |
| In-plant food contractors | (NA) | 5 | (NA) | (D) | (D) | (D) | (D) | (D) | (D) | (NA) |
| Refreshment stands | 10 | 4 | 252 | (D) | 22 | 652 | 607 | 18 | 16 | 11 |
| Drinking places | 5 | 3 | 166 | (D) | 18 | 400 | 360 | 8 | 6 | 7 |
| General Merchandise Group | | | | | | | | | | |
| Total | 44 | 28 | 8,640 | 8,424 | 1,199 | 21,133 | 19,484 | 582 | 438 | 34 |
| Department stores | 2 | 2 | (D) | (D) | (D) | (D) | (D) | (D) | (D) | (D) |
| Dry goods, general merchandise stores | 21 | 11 | 2,603 | 2,455 | 300 | 5,964 | 5,653 | 122 | 104 | 18 |
| General stores | 6 | 4 | (D) | (D) | (D) | (D) | (D) | (D) | (D) | (D) |
| Variety stores | 13 | 11 | 1,935 | (D) | 308 | 5,872 | 5,263 | 232 | 152 | 7 |

Standard Notes: (D) Withheld to avoid disclosure. (NA) Not available. n.e.c. Not elsewhere classified. XXX Not applicable. (Z) Less than \$500. ¹Group totals may include data for establishments without payroll which could not be classified by detailed kind of business.

Represents zero.

Table 103. RETAIL TRADE: 1954 — STANDARD METROPOLITAN AREAS — Continued

Establishments, Sales, Payroll, and Personnel, by Kind of Business

| Standard metropolitan area and kind of business | Establishments | | Sales | | Payroll, entire year (\$1,000) | Payroll, workweek ended nearest Nov. 15 | | Paid employees, workweek ended nearest Nov. 15 | | Proprietors (unincorporated businesses only) ¹ (Number) |
|--|-----------------------------|-----------------------|--|---------------------------------------|--------------------------------|---|-------------------------|--|------------------------|--|
| | Total ¹ (Number) | With payroll (Number) | Total, all establishments ¹ (\$1,000) | Establishments with payroll (\$1,000) | | Total (Dollars) | Full workweek (Dollars) | Total (Number) | Full workweek (Number) | |
| GADSDEN STANDARD METROPOLITAN AREA--Con. | | | | | | | | | | |
| Apparel, Accessories Stores | | | | | | | | | | |
| Total | 61 | 59 | 4,946 | (D) | (D) | (D) | (D) | (D) | (D) | (D) |
| Shoe stores..... | 15 | 15 | 1,079 | 1,053 | 142 | 2,377 | 2,176 | 66 | 48 | 9 |
| Men's shoe stores..... | 2 | 2 | (D) | (D) | (D) | (D) | (D) | (D) | (D) | (D) |
| Women's shoe stores..... | 5 | 5 | 650 | 650 | 84 | 1,287 | 1,242 | 35 | 29 | 5 |
| Children's, juveniles' shoe stores..... | ••• | ••• | ••• | ••• | ••• | ••• | ••• | ••• | ••• | ••• |
| Family shoe stores..... | 8 | 8 | (D) | (D) | (D) | (D) | (D) | (D) | (D) | (D) |
| Men's, boys' clothing and furnishings stores..... | 7 | 7 | 539 | 539 | 65 | 1,076 | 1,051 | 26 | 22 | 6 |
| Men's, boys' clothing stores..... | 5 | 5 | (D) | (D) | (D) | (D) | (D) | (D) | (D) | (D) |
| Men's, boys' furnishings stores..... | 2 | 2 | (D) | (D) | (D) | (D) | (D) | (D) | (D) | (D) |
| Family clothing stores..... | 17 | 17 | 1,793 | 1,793 | 249 | 4,588 | 4,307 | 129 | 102 | 14 |
| Women's clothing, specialty stores..... | 20 | 18 | (D) | (D) | 154 | 2,853 | 2,584 | 97 | 82 | (D) |
| Ready-to-wear stores..... | (NA) | 13 | (NA) | 1,328 | 136 | 2,425 | 2,290 | 84 | 75 | (NA) |
| Millinery stores..... | (NA) | 3 | (NA) | (D) | (D) | (D) | (D) | (D) | (D) | (NA) |
| Clothing, specialty stores, n.e.c..... | (NA) | 2 | (NA) | (D) | (D) | (D) | (D) | (D) | (D) | (NA) |
| Children's, infants' wear stores..... | 2 | 2 | (D) | (D) | (D) | (D) | (D) | (D) | (D) | (D) |
| Apparel stores, n.e.c..... | ••• | ••• | ••• | ••• | ••• | ••• | ••• | ••• | ••• | ••• |
| Furniture, Home Furnishings, Appliance Dealers | | | | | | | | | | |
| Total | 55 | 49 | 4,304 | 4,330 | 641 | 11,625 | 11,314 | 228 | 219 | 52 |
| Furniture, home furnishings stores..... | 31 | 29 | 2,495 | (D) | 379 | 7,394 | 7,101 | 143 | 135 | 32 |
| Furniture stores..... | (NA) | 24 | (NA) | 2,318 | 349 | 6,768 | 6,475 | 131 | 123 | (NA) |
| Floor covering stores..... | (NA) | 1 | (NA) | (D) | (D) | (D) | (D) | (D) | (D) | (NA) |
| Home furnishings stores, n.e.c., antique stores..... | (NA) | 4 | (NA) | (D) | (D) | (D) | (D) | (D) | (D) | (NA) |
| Household appliance, radio, TV stores..... | 22 | 20 | 1,874 | (D) | 262 | 4,231 | 4,213 | 85 | 84 | 16 |
| Household appliance stores..... | (NA) | 9 | (NA) | 922 | 116 | 1,911 | 1,911 | 37 | 37 | (NA) |
| Appliance, radio, TV stores..... | (NA) | 7 | (NA) | 775 | 134 | 2,045 | 2,027 | 42 | 41 | (NA) |
| Radio, TV stores..... | (NA) | 4 | (NA) | 157 | 12 | 275 | 275 | 6 | 6 | (NA) |
| Automotive Group | | | | | | | | | | |
| Total | 52 | 42 | 14,138 | 13,674 | 1,316 | 27,176 | 26,866 | 428 | 417 | 51 |
| Passenger car dealers (franchised)..... | 17 | 15 | 9,452 | (D) | 983 | 20,251 | 20,135 | 300 | 298 | 11 |
| Passenger car dealers (nonfranchised)..... | 23 | 11 | 2,679 | 2,301 | 77 | 1,413 | 1,358 | 34 | 32 | 31 |
| Tire, battery, accessory dealers..... | 16 | 14 | (D) | (D) | (D) | (D) | (D) | (D) | (D) | (D) |
| Motorcycle, aircraft, boat dealers..... | 2 | 2 | (D) | (D) | (D) | (D) | (D) | (D) | (D) | (D) |
| Household trailer dealers..... | ••• | ••• | ••• | ••• | ••• | ••• | ••• | ••• | ••• | ••• |
| Automotive dealers, n.e.c..... | ••• | ••• | ••• | ••• | ••• | ••• | ••• | ••• | ••• | ••• |
| Gasoline Service Stations | | | | | | | | | | |
| Total | 89 | 59 | 5,472 | 4,264 | 358 | 8,054 | 7,711 | 190 | 171 | 104 |
| Lumber, Bldg. Mtls., Hardware, Farm Equipment Dealers | | | | | | | | | | |
| Total | 38 | 34 | 5,279 | 5,217 | 755 | 15,536 | 14,115 | 278 | 247 | 39 |
| Farm equipment dealers..... | 6 | 6 | 786 | 786 | 92 | 1,496 | 1,464 | 30 | 29 | 5 |
| Lumber, building materials dealers..... | 11 | 9 | 2,151 | (D) | 289 | 6,357 | 6,008 | 106 | 101 | 12 |
| Paint, glass, wallpaper stores..... | 4 | 4 | (D) | (D) | (D) | (D) | (D) | (D) | (D) | (D) |
| Plumbing, electrical supply stores..... | 1 | 1 | (D) | (D) | (D) | (D) | (D) | (D) | (D) | (D) |
| Hardware stores..... | 16 | 14 | 1,516 | (D) | 133 | 2,716 | 2,466 | 61 | 57 | 17 |
| Drug Stores, Proprietary Stores | | | | | | | | | | |
| Total | 28 | 26 | 2,178 | (D) | (D) | (D) | (D) | (D) | (D) | (D) |
| Drug stores..... | (NA) | 24 | (NA) | 2,061 | 242 | 5,413 | 5,237 | 144 | 133 | (NA) |
| Proprietary stores..... | (NA) | 2 | (NA) | (D) | (D) | (D) | (D) | (D) | (D) | (NA) |
| Other Retail Stores | | | | | | | | | | |
| Total | 97 | 53 | 3,783 | 3,223 | 450 | 9,444 | 9,090 | 194 | 181 | 94 |
| Liquor stores..... | ••• | ••• | ••• | ••• | ••• | ••• | ••• | ••• | ••• | ••• |
| Fuel, ice dealers..... | 11 | 9 | 671 | (D) | 75 | 1,809 | 1,711 | 34 | 32 | 9 |
| Fuel dealers (coal, wood)..... | (NA) | 5 | (NA) | 108 | 14 | 284 | 277 | 9 | 8 | (NA) |
| Liquefied petroleum gas dealers..... | (NA) | 2 | (NA) | (D) | (D) | (D) | (D) | (D) | (D) | (NA) |
| Fuel oil dealers..... | (NA) | 1 | (NA) | (D) | (D) | (D) | (D) | (D) | (D) | (NA) |
| Ice dealers..... | (NA) | 1 | (NA) | (D) | (D) | (D) | (D) | (D) | (D) | (D) |
| Hay, grain, feed stores..... | 5 | 3 | 385 | (D) | 33 | 733 | 673 | 16 | 15 | 2 |
| Farm, garden supply stores..... | 2 | 2 | (D) | (D) | (D) | (D) | (D) | (D) | (D) | (D) |
| Jewelry stores..... | 13 | 9 | 761 | 677 | 141 | 2,950 | 2,930 | 54 | 52 | 14 |
| Book stores..... | 1 | 1 | (D) | (D) | (D) | (D) | (D) | (D) | (D) | (D) |
| Stationery stores..... | 2 | 2 | (D) | (D) | (D) | (D) | (D) | (D) | (D) | (D) |
| Sporting goods stores..... | 3 | 3 | 200 | 200 | 23 | 407 | 347 | 8 | 7 | 2 |
| Bicycle stores..... | ••• | ••• | ••• | ••• | ••• | ••• | ••• | ••• | ••• | ••• |
| Florists..... | 17 | 7 | 327 | 229 | 33 | 751 | 721 | 21 | 19 | 18 |
| Cigar stores, stands..... | 1 | 1 | (D) | (D) | (D) | (D) | (D) | (D) | (D) | (D) |
| News dealers, newsstands..... | 9 | 3 | 233 | 97 | 5 | 95 | 95 | 3 | 3 | 9 |
| Gift, novelty, souvenir stores..... | 2 | ••• | (D) | ••• | ••• | ••• | ••• | ••• | ••• | (D) |
| Music stores..... | 3 | 3 | 229 | 229 | 35 | 682 | 682 | 18 | 18 | 2 |
| Camera, photographic supply stores..... | ••• | ••• | ••• | ••• | ••• | ••• | ••• | ••• | ••• | ••• |
| Luggage, leather goods stores..... | ••• | ••• | ••• | ••• | ••• | ••• | ••• | ••• | ••• | ••• |
| Optical goods stores..... | 2 | 2 | (D) | (D) | (D) | (D) | (D) | (D) | (D) | (D) |
| Office, store machine and equipment dealers..... | 1 | 1 | (D) | (D) | (D) | (D) | (D) | (D) | (D) | (D) |
| Retail stores (except second-hand) n.e.c..... | ••• | ••• | ••• | ••• | ••• | ••• | ••• | ••• | ••• | ••• |
| Second-hand stores..... | 11 | 7 | 173 | 157 | 23 | 345 | 345 | 8 | 8 | 13 |
| Nonstore Retailers | | | | | | | | | | |
| Total | 30 | 2 | 416 | (D) | (D) | (D) | (D) | (D) | (D) | (D) |
| Mail order houses..... | ••• | ••• | ••• | (D) | (D) | (D) | (D) | (D) | (D) | (D) |
| Direct selling (house-to-house) organizations..... | 28 | 2 | (D) | (D) | (D) | (D) | (D) | (D) | (D) | (D) |
| Merchandise vending machine operators..... | 2 | ••• | (D) | (D) | (D) | (D) | (D) | (D) | (D) | (D) |

Standard Notes: (D) Withheld to avoid disclosure. (NA) Not available. n.e.c. Not elsewhere classified. XXX Not applicable. (Z) Less than \$500. ... Represents zero.
¹ Group totals may include data for establishments without payroll which could not be classified by detailed kind of business.

Table 103. RETAIL TRADE: 1954 — STANDARD METROPOLITAN AREAS — Continued

Establishments, Sales, Payroll, and Personnel, by Kind of Business

| Standard metropolitan area and kind of business | Establishments | | Sales | | Payroll, entire year (\$1,000) | Payroll, workweek ended nearest Nov. 15 | | Paid employees, workweek ended nearest Nov. 15 | | Proprietors (unincorporated businesses only) ¹ (Number) |
|---|-----------------------------|-----------------------|--|---------------------------------------|--------------------------------|---|-------------------------|--|------------------------|--|
| | Total ¹ (Number) | With payroll (Number) | Total, all establishments ¹ (\$1,000) | Establishments with payroll (\$1,000) | | Total (Dollars) | Full workweek (Dollars) | Total (Number) | Full workweek (Number) | |
| MOBILE STANDARD METROPOLITAN AREA--Coextensive with Mobile County, Ala. | | | | | | | | | | |
| Retail trade, total | 2,020 | 1,362 | 235,082 | 222,630 | 23,828 | 461,992 | 440,057 | 11,202 | 9,807 | 1,955 |
| Food Stores | | | | | | | | | | |
| Total | 556 | 292 | 60,282 | 53,880 | 3,089 | 57,974 | 55,023 | 1,688 | 1,480 | 559 |
| Grocery stores | 472 | 246 | 57,481 | 51,831 | 2,866 | 53,294 | 50,762 | 1,540 | 1,352 | 475 |
| Meat markets | 1 | 1 | (D) | (D) | (D) | (D) | (D) | (D) | (D) | (D) |
| Fish (seafood) markets | 24 | 12 | 384 | 218 | 17 | 391 | 305 | 20 | 13 | 25 |
| Fruit stores, vegetable markets | 24 | 2 | 694 | (D) | (D) | (D) | (D) | (D) | (D) | (D) |
| Candy, nut, confectionery stores | 7 | 7 | 183 | 183 | 23 | 261 | 224 | 11 | 8 | 3 |
| Bakery products stores | 19 | 19 | 801 | 801 | 149 | 3,026 | 2,860 | 95 | 87 | 19 |
| Bakeries, with baking on premises | 17 | 17 | (D) | (D) | (D) | (D) | (D) | (D) | (D) | (D) |
| Bakeries, without baking on premises | 2 | 2 | (D) | (D) | (D) | (D) | (D) | (D) | (D) | (D) |
| Delicatessen stores | 1 | 1 | (D) | (D) | (D) | (D) | (D) | (D) | (D) | (D) |
| Food stores, n.e.c. | 6 | 4 | (D) | (D) | (D) | (D) | (D) | (D) | (D) | (D) |
| Eating, Drinking Places | | | | | | | | | | |
| Total | 354 | 252 | 13,923 | 12,803 | 2,511 | 53,128 | 51,567 | 1,855 | 1,745 | 386 |
| Eating places (except refreshment stands) | 183 | 135 | 9,254 | 8,698 | 2,002 | 42,005 | 40,881 | 1,430 | 1,350 | 167 |
| Restaurants, cafeterias | (NA) | 135 | (NA) | 8,698 | 2,002 | 42,005 | 40,881 | 1,430 | 1,350 | (NA) |
| Caterers | (NA) | ... | (NA) | ... | ... | ... | ... | ... | ... | (NA) |
| In-plant food contractors | (NA) | ... | (NA) | ... | ... | ... | ... | ... | ... | (NA) |
| Refreshment stands | 36 | 18 | 695 | 547 | 93 | 1,941 | 1,763 | 61 | 67 | 38 |
| Drinking places | 135 | 99 | 3,974 | 3,558 | 416 | 9,182 | 8,923 | 344 | 328 | 151 |
| General Merchandise Group | | | | | | | | | | |
| Total | 86 | 62 | 28,290 | 27,892 | 4,055 | 76,702 | 69,405 | 2,004 | 1,501 | 84 |
| Department stores | 3 | 3 | 16,173 | 16,173 | 2,554 | 46,427 | 43,380 | 1,009 | 835 | ... |
| Dry goods, general merchandise stores | 39 | 27 | 3,445 | 3,273 | 499 | 9,069 | 8,723 | 201 | 178 | 39 |
| General stores | 31 | 21 | 2,121 | 1,963 | 129 | 2,675 | 2,480 | 76 | 62 | 35 |
| Variety stores | 11 | 11 | 6,483 | 6,483 | 913 | 18,531 | 14,822 | 718 | 426 | 6 |
| Apparel, Accessories Stores | | | | | | | | | | |
| Total | 141 | 127 | 17,557 | 17,387 | 2,089 | 38,705 | 36,360 | 1,043 | 891 | 108 |
| Shoe stores | 20 | 27 | 3,565 | (D) | 443 | 8,357 | 7,784 | 174 | 129 | 9 |
| Men's shoe stores | (NA) | 6 | (NA) | (D) | (D) | (D) | (D) | (D) | (D) | (NA) |
| Women's shoe stores | (NA) | 8 | (NA) | 1,301 | 172 | 2,816 | 2,461 | 70 | 44 | (NA) |
| Children's, juveniles' shoe stores | (NA) | 1 | (NA) | (D) | (D) | (D) | (D) | (D) | (D) | (NA) |
| Family shoe stores | (NA) | 12 | (NA) | 1,697 | 223 | 4,496 | 4,344 | 88 | 72 | (NA) |
| Men's, boys' clothing and furnishings stores | (NA) | 23 | (NA) | 3,405 | 383 | 6,508 | 6,337 | 153 | 141 | (NA) |
| Men's, boys' clothing stores | (NA) | 18 | (NA) | 2,665 | 327 | 5,591 | 5,420 | 128 | 116 | (NA) |
| Men's, boys' furnishings stores | (NA) | 5 | (NA) | 740 | 56 | 917 | 917 | 25 | 25 | (NA) |
| Family clothing stores | (NA) | 27 | (NA) | 4,600 | 547 | 11,078 | 10,230 | 321 | 258 | (NA) |
| Women's clothing, specialty stores | 50 | 46 | 5,695 | 5,649 | 643 | 12,450 | 11,697 | 385 | 326 | 33 |
| Ready-to-wear stores | (NA) | 31 | (NA) | 4,969 | 543 | 10,439 | 9,823 | 338 | 286 | (NA) |
| Millinery stores | (NA) | 10 | (NA) | 451 | 74 | 1,460 | 1,391 | 29 | 26 | (NA) |
| Clothing, specialty stores, n.e.c. | (NA) | 5 | (NA) | 229 | 26 | 551 | 483 | 18 | 14 | (NA) |
| Children's, infants' wear stores | 2 | 2 | (D) | (D) | (D) | (D) | (D) | (D) | (D) | (D) |
| Apparel stores, n.e.c. | 4 | 2 | (D) | (D) | (D) | (D) | (D) | (D) | (D) | (D) |
| Furniture, Home Furnishings, Appliance Dealers | | | | | | | | | | |
| Total | 111 | 95 | 12,959 | 12,809 | 1,884 | 37,639 | 36,695 | 717 | 684 | 100 |
| Furniture, home furnishings stores | 67 | 57 | 8,159 | 8,077 | 1,223 | 25,314 | 24,640 | 475 | 453 | 60 |
| Furniture stores | (NA) | 48 | (NA) | 6,773 | 1,042 | 21,309 | 20,959 | 371 | 364 | (NA) |
| Floor covering stores | (NA) | 1 | (NA) | (D) | (D) | (D) | (D) | (D) | (D) | (NA) |
| Home furnishings stores, n.e.c., antique stores | (NA) | 8 | (NA) | (D) | (D) | (D) | (D) | (D) | (D) | (NA) |
| Household appliance, radio, TV stores | 44 | 38 | 4,800 | 4,732 | 661 | 12,325 | 12,052 | 242 | 231 | 40 |
| Household appliance stores | (NA) | 18 | (NA) | 3,175 | 473 | 8,162 | 8,132 | 165 | 165 | (NA) |
| Appliance, radio, TV stores | (NA) | 9 | (NA) | 761 | 83 | 1,878 | 1,651 | 35 | 28 | (NA) |
| Radio, TV stores | (NA) | 11 | (NA) | 796 | 105 | 2,285 | 2,272 | 42 | 38 | (NA) |
| Automotive Group | | | | | | | | | | |
| Total | 89 | 77 | 44,760 | 44,272 | 4,081 | 76,109 | 75,646 | 1,046 | 1,025 | 76 |
| Passenger car dealers (franchised) | 20 | 20 | 29,904 | 29,904 | 3,003 | 55,838 | 55,706 | 730 | 725 | 15 |
| Passenger car dealers (nonfranchised) | 32 | 28 | 10,171 | 9,817 | 413 | 8,350 | 8,300 | 123 | 119 | 37 |
| Tire, battery, accessory dealers | 26 | 22 | 3,642 | (D) | 600 | 10,583 | 10,337 | 169 | 158 | 15 |
| Motorcycle, aircraft, boat dealers | 5 | 5 | (D) | (D) | (D) | (D) | (D) | (D) | (D) | (D) |
| Household trailer dealers | 4 | 2 | (D) | (D) | (D) | (D) | (D) | (D) | (D) | (D) |
| Automotive dealers, n.e.c. | ... | ... | ... | ... | ... | ... | ... | ... | ... | ... |
| Gasoline Service Stations | | | | | | | | | | |
| Total | 231 | 167 | 13,757 | 12,411 | 1,130 | 22,181 | 21,072 | 559 | 476 | 242 |
| Lumber, Bldg. Mats., Hardware, Farm Equipment Dealers | | | | | | | | | | |
| Total | 73 | 55 | 12,984 | 2,546 | 1,504 | 28,456 | 27,165 | 533 | 490 | 65 |
| Farm equipment dealers | 2 | 2 | (D) | (D) | (D) | (D) | (D) | (D) | (D) | (D) |
| Lumber, building materials dealers | 31 | 23 | 8,720 | (D) | 1,016 | 18,975 | 18,140 | 352 | 320 | 19 |
| Paint, glass, wallpaper stores | 5 | 5 | 874 | 824 | 96 | 1,582 | 1,577 | 27 | 26 | 1 |
| Plumbing, electrical supply stores | 4 | 2 | (D) | (D) | (D) | (D) | (D) | (D) | (D) | (D) |
| Hardware stores | 31 | 23 | 2,877 | 2,767 | 285 | 5,569 | 5,274 | 122 | 115 | 35 |
| Drug Stores, Proprietary Stores | | | | | | | | | | |
| Total | 92 | 82 | 10,871 | 10,623 | 1,352 | 25,260 | 23,122 | 882 | 709 | 67 |
| Drug stores | (NA) | 73 | (NA) | 10,242 | 1,318 | 24,577 | 22,465 | 853 | 682 | (NA) |
| Proprietary stores | (NA) | 9 | (NA) | 381 | 34 | 683 | 657 | 29 | 27 | (NA) |
| Other Retail Stores | | | | | | | | | | |
| Total | 206 | 138 | 17,890 | 16,872 | 1,908 | 41,791 | 40,036 | 792 | 730 | 187 |
| Liquor stores | 12 | 8 | 16,034 | 5,620 | 198 | 4,231 | 4,231 | 70 | 70 | 6 |
| Fuel, ice dealers | 19 | 13 | 1,794 | 1,732 | 275 | 7,925 | 7,822 | 131 | 122 | 16 |
| Fuel dealers (coal, wood) | (NA) | 3 | (NA) | (D) | (D) | (D) | (D) | (D) | (D) | (NA) |
| Liquefied petroleum gas dealers | (NA) | 8 | (NA) | 1,483 | 242 | 7,182 | 7,175 | 103 | 103 | (NA) |
| Fuel oil dealers | (NA) | ... | (NA) | ... | ... | ... | ... | ... | ... | (NA) |
| Ice dealers | (NA) | 2 | (NA) | (D) | (D) | (D) | (D) | (D) | (D) | (NA) |
| Hay, grain, feed stores | 6 | 6 | 1,317 | 1,317 | 67 | 1,249 | 1,249 | 25 | 25 | 5 |
| Farm, garden supply stores | 5 | 3 | 138 | (D) | (D) | (D) | (D) | (D) | (D) | (D) |

Standard Notes: (D) Withheld to avoid disclosure. (NA) Not available. n.e.c. Not elsewhere classified. XXX Not applicable. (Z) Less than \$500. ... Represents zero.
¹ Group totals may include data for establishments without payroll which could not be classified by detailed kind of business.

Table 103. RETAIL TRADE: 1954 — STANDARD METROPOLITAN AREAS — Continued

Establishments, Sales, Payroll, and Personnel, by Kind of Business

| Standard metropolitan area and kind of business | Establishments | | Sales | | Payroll, entire year (\$1,000) | Payroll, workweek ended nearest Nov. 15 | | Paid employees, workweek ended nearest Nov. 15 | | Proprietors (un- incorporated businesses only) (Number) |
|---|--------------------------------|-----------------------------|---|--|---|--|------------------|--|------------------|---|
| | Total ¹ (Number) | With payroll (Number) | Total, all establish- ments ¹ (\$1,000) | Establish- ments with payroll (\$1,000) | | Total | Full workweek | Total | Full workweek | |
| MOBILE STANDARD METROPOLITAN AREA--Con. | | | | | | | | | | |
| Other Retail Stores--Con. | | | | | | | | | | |
| Jewelry stores..... | 29 | 25 | 3,753 | 3,715 | 605 | 12,506 | 12,222 | 218 | 208 | 23 |
| Book stores..... | 6 | 4 | 245 | (D) | 26 | 647 | 647 | 10 | 10 | 3 |
| Stationery stores..... | 3 | 3 | 588 | 588 | 134 | 2,175 | 2,175 | 38 | 38 | 2 |
| Sporting goods stores..... | 7 | 7 | 640 | 640 | 60 | 1,152 | 1,074 | 23 | 19 | 7 |
| Bicycle stores..... | 4 | 4 | 208 | 208 | 36 | 839 | 839 | 17 | 17 | 3 |
| Florists..... | 22 | 14 | 774 | 696 | 160 | 3,085 | 2,789 | 75 | 63 | 20 |
| Cigar stores, stands..... | 1 | 1 | (D) | (D) | (D) | (D) | (D) | (D) | (D) | (D) |
| News dealers, newsstands..... | 3 | 1 | 119 | (D) | (D) | (D) | (D) | (D) | (D) | (D) |
| Gift, novelty, souvenir stores..... | 11 | 5 | 188 | 116 | 7 | 121 | 82 | 6 | 3 | 11 |
| Music stores..... | 6 | 6 | 422 | 422 | 77 | 1,479 | 1,291 | 27 | 23 | 8 |
| Camera, photographic supply stores..... | 1 | 1 | (D) | (D) | (D) | (D) | (D) | (D) | (D) | (D) |
| Luggage, leather goods stores..... | 3 | 1 | (D) | (D) | (D) | (D) | (D) | (D) | (D) | (D) |
| Optical goods stores..... | 4 | 4 | 108 | 108 | 17 | 350 | 314 | 8 | 7 | 4 |
| Office, store machine and equipment dealers..... | 1 | 1 | (D) | (D) | (D) | (D) | (D) | (D) | (D) | (D) |
| Retail stores (except second-hand) n.e.c..... | 11 | 11 | 284 | 284 | 60 | 1,226 | 1,187 | 30 | 29 | 9 |
| Second-hand stores..... | 24 | 20 | 816 | 792 | 134 | 3,937 | 3,255 | 96 | 79 | 28 |
| Nonstore Retailers | | | | | | | | | | |
| Total..... | 81 | 15 | 1,809 | 1,135 | 225 | 4,047 | 3,964 | 83 | 76 | 81 |
| Mail order houses..... | 5 | 1 | (D) | (D) | (D) | (D) | (D) | (D) | (D) | (D) |
| Direct selling (house-to-house) organizations..... | 71 | 9 | 1,318 | 692 | 174 | 2,918 | 2,856 | 64 | 58 | 72 |
| Merchandise vending machine operators..... | 5 | 5 | (D) | (D) | (D) | (D) | (D) | (D) | (D) | (D) |
| MONTGOMERY STANDARD METROPOLITAN AREA--Coextensive with Montgomery County, Ala. | | | | | | | | | | |
| Retail trade, total..... | 1,206 | 836 | 152,052 | 145,144 | 16,227 | 321,356 | 307,941 | 7,655 | 6,778 | 1,155 |
| Food Stores | | | | | | | | | | |
| Total..... | 332 | 164 | 29,663 | 26,195 | 1,737 | 32,300 | 29,383 | 850 | 686 | 335 |
| Grocery stores..... | 303 | 149 | 28,400 | 25,206 | 1,602 | 29,273 | 26,507 | 772 | 615 | 301 |
| Meat markets..... | 2 | ..* | (D) | ..* | ..* | ..* | ..* | ..* | ..* | (D) |
| Fish (seafood) markets..... | 2 | ..* | (D) | ..* | ..* | ..* | ..* | ..* | ..* | (D) |
| Fruit stores, vegetable markets..... | 5 | 2 | (D) | (D) | (D) | (D) | (D) | (D) | (D) | (D) |
| Candy, nut, confectionery stores..... | 4 | ..* | (D) | (D) | (D) | (D) | (D) | (D) | (D) | (D) |
| Bakery products stores..... | 6 | ..* | 264 | 264 | 71 | 2,009 | 1,916 | 48 | 43 | 7 |
| Bakeries, with baking on premises..... | 6 | 6 | 264 | 264 | 71 | 2,009 | 1,916 | 48 | 43 | 7 |
| Bakeries, without baking on premises..... | ..* | ..* | ..* | ..* | ..* | ..* | ..* | ..* | ..* | ..* |
| Delicatessen stores..... | 7 | 5 | 590 | (D) | 27 | 675 | 643 | 20 | 20 | 9 |
| Food stores, n.e.c..... | 3 | 1 | 95 | (D) | 1 | 13 | 13 | 1 | 1 | 3 |
| Eating, Drinking Places | | | | | | | | | | |
| Total..... | 175 | 149 | 8,750 | (D) | 1,503 | 29,646 | 28,550 | 1,242 | 1,134 | 193 |
| Eating places (except refreshment stands)..... | 133 | 115 | 7,485 | 7,208 | 1,366 | 27,255 | 26,315 | 1,136 | 1,045 | 146 |
| Restaurants, cafeterias..... | (NA) | 115 | (NA) | 7,208 | 1,366 | 27,255 | 26,315 | 1,136 | 1,045 | (NA) |
| Caterers..... | (NA) | ..* | (NA) | ..* | ..* | ..* | ..* | ..* | ..* | (NA) |
| In-plant food contractors..... | (NA) | ..* | (NA) | ..* | ..* | ..* | ..* | ..* | ..* | (NA) |
| Refreshment stands..... | 8 | 6 | 201 | (D) | 24 | 301 | 225 | 16 | 8 | 7 |
| Drinking places..... | 34 | 28 | 1,063 | 923 | 113 | 2,090 | 2,010 | 90 | 81 | 40 |
| General Merchandise Group | | | | | | | | | | |
| Total..... | 46 | 26 | 19,902 | 19,576 | 2,680 | 57,990 | 53,310 | 1,612 | 1,268 | 37 |
| Department stores..... | 5 | 5 | 14,557 | 14,557 | 1,907 | 40,856 | 38,023 | 954 | 789 | ..* |
| Dry goods, general merchandise stores..... | 13 | 5 | 1,044 | 904 | 106 | 3,455 | 3,253 | 79 | 67 | 10 |
| General stores..... | 15 | 7 | 442 | 310 | 12 | 269 | 269 | 10 | 10 | 17 |
| Variety stores..... | 13 | 9 | 3,859 | 3,805 | 655 | 13,410 | 11,765 | 569 | 402 | 10 |
| Apparel, Accessories Stores | | | | | | | | | | |
| Total..... | 116 | 106 | 12,610 | 12,426 | 1,750 | 36,692 | 34,957 | 844 | 727 | 92 |
| Shoe stores..... | 30 | 26 | 2,563 | 2,495 | 339 | 6,919 | 6,162 | 155 | 113 | 22 |
| Men's shoe stores..... | (NA) | 6 | (NA) | 311 | 35 | 715 | 690 | 13 | 12 | (NA) |
| Women's shoe stores..... | (NA) | 10 | (NA) | 1,629 | 226 | 4,346 | 3,860 | 100 | 69 | (NA) |
| Children's, juveniles' shoe stores..... | (NA) | ..* | (NA) | ..* | ..* | ..* | ..* | ..* | ..* | (NA) |
| Family shoe stores..... | (NA) | 10 | (NA) | 555 | 78 | 1,858 | 1,612 | 42 | 32 | (NA) |
| Men's, boys' clothing and furnishings stores..... | (NA) | 17 | (NA) | 2,562 | 362 | 5,850 | 5,685 | 122 | 109 | (NA) |
| Men's, boys' clothing stores..... | (NA) | 12 | (NA) | 1,822 | 269 | 4,260 | 4,147 | 84 | 76 | (NA) |
| Men's, boys' furnishings stores..... | (NA) | 5 | (NA) | 740 | 93 | 1,590 | 1,536 | 38 | 33 | (NA) |
| Family clothing stores..... | (NA) | 15 | (NA) | 1,709 | 198 | 3,789 | 3,537 | 103 | 85 | (NA) |
| Women's clothing, specialty stores..... | 39 | 39 | 4,875 | 4,875 | 758 | 18,153 | 17,661 | 439 | 370 | 24 |
| Ready-to-wear stores..... | (NA) | 25 | (NA) | 4,238 | 674 | 16,396 | 16,040 | 355 | 332 | (NA) |
| Millinery stores..... | (NA) | 10 | (NA) | 294 | 49 | 932 | 901 | 31 | 26 | (NA) |
| Clothing, specialty stores, n.e.c..... | (NA) | 4 | (NA) | 343 | 35 | 825 | 720 | 23 | 12 | (NA) |
| Children's, infants' wear stores..... | 8 | 6 | 722 | (D) | 78 | 1,646 | 1,602 | 44 | 41 | 12 |
| Apparel stores, n.e.c..... | 5 | 3 | 145 | (D) | 15 | 335 | 310 | 11 | 9 | 4 |
| Furniture, Home Furnishings, Appliance Dealers | | | | | | | | | | |
| Total..... | 64 | 56 | 8,251 | 8,035 | 1,181 | 23,993 | 23,916 | 439 | 435 | 67 |
| Furniture, home furnishings stores..... | 40 | 38 | 5,375 | (D) | 775 | 14,757 | 14,742 | 284 | 283 | 41 |
| Furniture stores..... | (NA) | 32 | (NA) | 4,870 | 681 | 13,161 | 13,146 | 240 | 239 | (NA) |
| Floor covering stores..... | (NA) | ..* | (NA) | ..* | ..* | ..* | ..* | ..* | ..* | (NA) |
| Home furnishings stores, n.e.c., antique stores..... | (NA) | 6 | (NA) | (D) | 94 | 1,596 | 1,596 | 44 | 44 | (NA) |
| Household appliance, radio, TV stores..... | 24 | 18 | 2,875 | (D) | 476 | 9,236 | 9,174 | 155 | 152 | 26 |
| Household appliance stores..... | (NA) | 8 | (NA) | 1,076 | 166 | 3,237 | 3,237 | 55 | 55 | (NA) |
| Appliance, radio, TV stores..... | (NA) | 6 | (NA) | 1,135 | 183 | 4,700 | 4,700 | 77 | 77 | (NA) |
| Radio, TV stores..... | (NA) | 4 | (NA) | (D) | 57 | 1,299 | 1,237 | 23 | 20 | (NA) |
| Automotive Group | | | | | | | | | | |
| Total..... | 71 | 49 | 32,774 | 32,092 | 3,065 | 54,463 | 54,164 | 851 | 837 | 53 |
| Passenger car dealers (franchised)..... | 15 | 13 | 23,646 | (D) | 2,140 | 37,759 | 37,759 | 534 | 533 | 9 |
| Passenger car dealers (nonfranchised)..... | 39 | 19 | (D) | 4,396 | 243 | 5,398 | 5,376 | 101 | 97 | 38 |
| Tire, battery, accessory dealers..... | 10 | 10 | 3,619 | 3,619 | 623 | 10,215 | 9,992 | 195 | 188 | 2 |
| Motorcycle, aircraft, boat dealers..... | 4 | 4 | 296 | 296 | 46 | 835 | 835 | 14 | 14 | 3 |
| Household trailer dealers..... | 2 | 2 | (D) | (D) | (D) | (D) | (D) | (D) | (D) | (D) |
| Automotive dealers, n.e.c..... | 1 | 1 | (D) | (D) | (D) | (D) | (D) | (D) | (D) | (D) |

Standard Notes: (D) Withheld to avoid disclosure. (NA) Not available. n.e.c. Not elsewhere classified. XXX Not applicable. (Z) Less than \$500. Represents zero.

¹ Group totals may include data for establishments without payroll which could not be classified by detailed kind of business.

Table 103. RETAIL TRADE: 1954 — STANDARD METROPOLITAN AREAS — Continued

Establishments, Sales, Payroll, and Personnel, by Kind of Business

| Standard metropolitan area and kind of business | Establishments | | Sales | | Payroll, entire year (\$1,000) | Payroll, workweek ended nearest Nov. 15 | | Paid employees, workweek ended nearest Nov. 15 | | Proprietors (unincorporated businesses only) ¹ (Number) |
|--|-----------------------------|-----------------------|--|---------------------------------------|--------------------------------|---|-------------------------|--|------------------------|--|
| | Total ¹ (Number) | With payroll (Number) | Total, all establishments ¹ (\$1,000) | Establishments with payroll (\$1,000) | | Total (Dollars) | Full workweek (Dollars) | Total (Number) | Full workweek (Number) | |
| MONTGOMERY STANDARD METROPOLITAN AREA - -Con. | | | | | | | | | | |
| Gasoline Service Stations | | | | | | | | | | |
| Total | 122 | 104 | 9,684 | 9,384 | 891 | 18,741 | 17,505 | 486 | 429 | 121 |
| Lumber, Bldg. Mats., Hardware, Farm Equipment Dealers | | | | | | | | | | |
| Total | 32 | 30 | 7,979 | (D) | 729 | 15,395 | 15,105 | 271 | 259 | 27 |
| Farm equipment dealers | 5 | 5 | 1,360 | (D) | 203 | 3,721 | 3,721 | 58 | 58 | 5 |
| Lumber, building materials dealers | 14 | 14 | 5,372 | (D) | 397 | 8,367 | 8,189 | 158 | 147 | 6 |
| Paint, glass, wallpaper stores | 6 | 4 | (D) | (D) | (D) | (D) | (D) | (D) | (D) | (D) |
| Plumbing, electrical supply stores | 1 | 1 | (D) | (D) | (D) | (D) | (D) | (D) | (D) | (D) |
| Hardware stores | 6 | 6 | 559 | 559 | 59 | 1,598 | 1,568 | 30 | 30 | 8 |
| Drug Stores, Proprietary Stores | | | | | | | | | | |
| Total | 50 | 46 | 4,352 | 4,332 | 584 | 11,224 | 10,589 | 286 | 253 | 47 |
| Drug stores | (NA) | 39 | (NA) | 4,147 | 569 | 10,954 | 10,331 | 271 | 240 | (NA) |
| Proprietary stores | (NA) | 7 | (NA) | 185 | 15 | 270 | 258 | 15 | 13 | (NA) |
| Other Retail Stores | | | | | | | | | | |
| Total | 140 | 96 | 16,403 | 15,657 | 1,946 | 37,790 | 37,345 | 704 | 681 | 120 |
| Liquor stores | 9 | 7 | 5,066 | (D) | 163 | 3,783 ¹ | 3,777 | 67 | 67 | 3 ¹ |
| Fuel, ice dealers | 8 | 4 | 471 | (D) | (D) | (D) | (D) | (D) | (D) | (D) |
| Fuel dealers (coal, wood) | (NA) | 3 | (NA) | (D) | (D) | (D) | (D) | (D) | (D) | (NA) |
| Liquefied petroleum gas dealers | (NA) | 1 | (NA) | (D) | (D) | (D) | (D) | (D) | (D) | (NA) |
| Fuel oil dealers | (NA) | ... | (NA) | ... | ... | ... | ... | ... | ... | (NA) |
| Ice dealers | (NA) | ... | (NA) | ... | ... | ... | ... | ... | ... | (NA) |
| Hay, grain, feed stores | 4 | 4 | (D) | (D) | (D) | (D) | (D) | (D) | (D) | (D) |
| Farm, garden supply stores | 7 | 5 | 988 | (D) | 68 | 1,050 | 1,047 | 25 | 24 | 6 |
| Jewelry stores | 13 | 11 | 2,456 | (D) | 548 | 9,740 | 9,738 | 169 | 168 | 9 |
| Book stores | 5 | 3 | (D) | (D) | (D) | (D) | (D) | (D) | (D) | (D) |
| Stationery stores | 1 | 1 | (D) | (D) | (D) | (D) | (D) | (D) | (D) | (D) |
| Sporting goods stores | 6 | 4 | 588 | (D) | (D) | (D) | (D) | (D) | (D) | (D) |
| Bicycle stores | 3 | 1 | 54 | (D) | (D) | (D) | (D) | (D) | (D) | (D) |
| Florists | 10 | 8 | 1,387 | (D) | 315 | 5,760 | 5,754 | 96 | 95 | 6 |
| Cigar stores, stands | 1 | 1 | (D) | (D) | (D) | (D) | (D) | (D) | (D) | (D) |
| News dealers, newsstands | 10 | 4 | 188 | 120 | 13 | 208 | 208 | 12 | 12 | 10 |
| Gift, novelty, souvenir stores | 4 | 4 | 82 | 74 | 6 | 410 | 410 | 13 | 13 | 5 |
| Music stores | 4 | 4 | 758 | 758 | 103 | 2,398 | 2,308 | 40 | 39 | 3 |
| Camera, photographic supply stores | 2 | 2 | (D) | (D) | (D) | (D) | (D) | (D) | (D) | (D) |
| Luggage, leather goods stores | ... | ... | ... | ... | ... | ... | ... | ... | ... | ... |
| Optical goods stores | 2 | 2 | (D) | (D) | (D) | (D) | (D) | (D) | (D) | (D) |
| Office, store machine and equipment dealers | 1 | 1 | (D) | (D) | (D) | (D) | (D) | (D) | (D) | (D) |
| Retail stores (except second-hand) n.e.c. | 16 | 16 | 692 | 692 | 130 | 3,743 | 3,545 | 77 | 69 | 17 |
| Second-hand stores | 14 | 14 | 731 | 731 | 148 | 2,806 | 2,785 | 55 | 54 | 12 |
| Nonstore Retailers | | | | | | | | | | |
| Total | 58 | 10 | 1,684 | 1,270 | 161 | 3,122 | 3,117 | 70 | 69 | 63 |
| Mail order houses | 1 | 1 | (D) | (D) | (D) | (D) | (D) | (D) | (D) | (D) |
| Direct selling (house-to-house) organizations | 50 | 6 | 970 | 612 | 112 | 2,142 | 2,142 | 53 | 53 | 53 |
| Merchandise vending machine operators | 7 | 3 | (D) | (D) | (D) | (D) | (D) | (D) | (D) | (D) |

Standard Notes: (D) Withheld to avoid disclosure. (NA) Not available. n.e.c. Not elsewhere classified. XXX Not applicable. (Z) Less than \$500. ... Represents zero.
¹ Group totals may include data for establishments without payroll which could not be classified by detailed kind of business.

Table 103A. RETAIL TRADE: 1948¹— STANDARD METROPOLITAN AREAS

Establishments and Sales, by Kind of Business

| Kind of business | Establishments, 1948 | | Sales, 1948 | | Establishments, 1948 | | Sales, 1948 | | Establishments, 1948 | | Sales, 1948 | |
|--|----------------------|-----------------------|-------------------------------------|---------------------------------------|----------------------|-----------------------|-------------------------------------|---------------------------------------|----------------------|-----------------------|-------------------------------------|---------------------------------------|
| | Total (Number) | With payroll (Number) | Total, all establishments (\$1,000) | Establishments with payroll (\$1,000) | Total (Number) | With payroll (Number) | Total, all establishments (\$1,000) | Establishments with payroll (\$1,000) | Total (Number) | With payroll (Number) | Total, all establishments (\$1,000) | Establishments with payroll (\$1,000) |
| BIRMINGHAM STANDARD METROPOLITAN AREA | | | | | | | | | | | | |
| Retail trade, total | 4,763 | 3,312 | 438,056 | 412,101 | 1,502 | 962 | 106,377 | 98,827 | 921 | 551 | 59,964 | 53,474 |
| Food stores | 1,685 | 857 | 103,534 | 86,479 | 621 | 223 | 25,807 | 20,168 | 404 | 132 | 15,472 | 10,423 |
| Eating, drinking places | 901 | 660 | 29,193 | 27,033 | 246 | 193 | 6,507 | 6,178 | 83 | 70 | 2,296 | 2,197 |
| General merchandise group | 157 | 138 | 75,098 | 74,680 | 51 | 39 | 13,923 | 13,620 | 28 | 23 | 7,638 | 7,456 |
| Apparel, accessories stores | 238 | 217 | 38,540 | 38,197 | 81 | 74 | 10,122 | 9,976 | 51 | 44 | 4,958 | 4,881 |
| Furniture, home furnishings, appliance dealers | 222 | 198 | 24,313 | 23,968 | 66 | 65 | 6,857 | (D) | 57 | 51 | 4,037 | 3,979 |
| Automotive group | 179 | 151 | 72,902 | 71,196 | 57 | 51 | 20,825 | 20,701 | 48 | 45 | 12,776 | 12,685 |
| Gasoline service stations | 519 | 407 | 19,047 | 17,364 | 112 | 90 | 5,195 | 4,878 | 88 | 52 | 2,760 | 2,161 |
| Lumber, building materials, hardware, farm equipment dealers | 168 | 132 | 15,434 | 14,787 | 30 | 26 | 2,915 | 2,824 | 37 | 34 | 4,057 | 4,030 |
| Drug stores, proprietary stores | 201 | 179 | 11,905 | 11,486 | 50 | 46 | 2,991 | 2,958 | 27 | 24 | 1,699 | 1,634 |
| Other retail stores | 472 | 354 | 23,028 | (D) | 182 | 150 | 10,659 | (D) | 95 | 73 | 4,140 | 3,897 |
| Nonstore retailers | 21 | 19 | 5,062 | (D) | 6 | 5 | 576 | (D) | 3 | 3 | 131 | 131 |
| MOBILE STANDARD METROPOLITAN AREA | | | | | | | | | | | | |
| Retail trade, total | 2,034 | 1,378 | 169,292 | 158,991 | 1,140 | 786 | 108,432 | 104,124 | | | | |
| Food stores | 725 | 334 | 43,150 | 36,173 | 431 | 199 | 22,109 | 19,026 | | | | |
| Eating, drinking places | 401 | 284 | 11,723 | 10,822 | 251 | 178 | 8,327 | 7,797 | | | | |
| General merchandise group | 86 | 69 | 22,303 | 21,880 | 21 | 15 | 15,087 | 14,972 | | | | |
| Apparel, accessories stores | 123 | 111 | 15,937 | 15,663 | 76 | 72 | 11,154 | 11,113 | | | | |
| Furniture, home furnishings, appliance dealers | 86 | 70 | 8,389 | 8,203 | 53 | 48 | 6,316 | 6,283 | | | | |
| Automotive group | 73 | 66 | 26,762 | 26,478 | 38 | 37 | 19,145 | (D) | | | | |
| Gasoline service stations | 218 | 171 | 8,596 | 7,834 | 106 | 88 | 5,554 | 5,277 | | | | |
| Lumber, building materials, hardware, farm equipment dealers | 65 | 58 | 8,283 | 8,210 | 33 | 33 | 5,318 | 5,318 | | | | |
| Drug stores, proprietary stores | 82 | 78 | 6,284 | 6,185 | 41 | 35 | 3,156 | 3,077 | | | | |
| Other retail stores | 166 | 129 | 14,921 | (D) | 85 | 76 | 11,409 | (D) | | | | |
| Nonstore retailers | 9 | 8 | 944 | (D) | 5 | 5 | 857 | 857 | | | | |

Standard Notes: (D) Withheld to avoid disclosure. (NA) Not available. ... Represents zero.
¹ Data in this table differ from those which appeared in the 1948 Census of Retail Trade. For a description of the adjustments see Comparison of 1948 and 1954 Censuses in the Introduction.

Table 104. RETAIL TRADE: 1954 — COUNTIES WITH 500 ESTABLISHMENTS OR MORE

Establishments, Sales, Payroll, and Personnel, by Kind of Business

| County and kind of business | Establishments | | Sales | | Payroll, entire year (\$1,000) | Payroll, workweek ended nearest Nov. 15 | | Paid employees, workweek ended nearest Nov. 15 | | Proprietors (unincorporated businesses only): ¹ (Number) |
|--|-----------------------------|-----------------------|--|---------------------------------------|--------------------------------|---|-------------------------|--|------------------------|---|
| | Total ¹ (Number) | With payroll (Number) | Total, all establishments ¹ (\$1,000) | Establishments with payroll (\$1,000) | | Total (Dollars) | Full workweek (Dollars) | Total (Number) | Full workweek (Number) | |
| CALHOUN COUNTY | | | | | | | | | | |
| Retail trade, total..... | 780 | 486 | 69,570 | 63,436 | 6,407 | 127,642 | 119,745 | 3,087 | 2,447 | 794 |
| Food stores, total..... | 216 | 98 | 18,150 | 15,416 | 791 | 16,943 | 14,606 | 495 | 310 | 245 |
| Grocery stores..... | 207 | 95 | 17,005 | 15,281 | 766 | 16,470 | 14,142 | 481 | 298 | 238 |
| Meat markets, fish (seafood) markets..... | 3 | 1 | 124 | (D) | (D) | (D) | (D) | (D) | (D) | (D) |
| Fruit stores, vegetable markets..... | 2 | ••• | (D) | (D) | (D) | (D) | (D) | (D) | (D) | (D) |
| Candy, nut, confectionery stores..... | 1 | 1 | (D) | (D) | (D) | (D) | (D) | (D) | (D) | (D) |
| Other food stores..... | 3 | 1 | (D) | (D) | (D) | (D) | (D) | (D) | (D) | (D) |
| Eating, drinking places, total..... | 104 | 66 | 4,345 | (D) | (D) | (D) | (D) | (D) | (D) | (D) |
| Eating places..... | 102 | 64 | (D) | 3,558 | 476 | 13,570 | 13,250 | 435 | 404 | 114 |
| Drinking places..... | 2 | 2 | (D) | (D) | (D) | (D) | (D) | (D) | (D) | (D) |
| General merchandise group, total..... | 31 | 25 | 8,013 | 7,979 | 1,153 | 21,891 | 19,159 | 602 | 380 | 20 |
| General merchandise group (except variety)..... | 22 | 16 | 6,065 | 5,961 | 863 | 16,278 | 14,760 | 363 | 257 | 18 |
| Variety stores..... | 9 | 9 | 1,948 | 1,948 | 290 | 5,613 | 4,399 | 239 | 123 | 2 |
| Apparel, accessories stores, total..... | 58 | 56 | 4,898 | (D) | 531 | 9,346 | 8,242 | 326 | 221 | 43 |
| Shoe stores..... | 11 | 11 | 1,015 | 1,015 | 96 | 1,717 | 1,450 | 59 | 30 | 8 |
| Men's, boys' clothing and furnishings stores..... | 8 | 8 | 615 | 615 | 91 | 1,417 | 1,365 | 35 | 27 | 5 |
| Family clothing stores..... | 17 | 17 | 1,581 | 1,581 | 181 | 3,001 | 2,547 | 125 | 74 | 21 |
| Women's clothing, specialty stores..... | 19 | 19 | (D) | (D) | (D) | (D) | (D) | (D) | (D) | (D) |
| Ready-to-wear stores..... | 14 | 14 | 1,302 | 1,302 | 126 | 2,272 | 2,176 | 80 | 70 | 5 |
| Other clothing, specialty stores..... | 5 | 5 | (D) | (D) | (D) | (D) | (D) | (D) | (D) | (D) |
| Other apparel stores..... | 3 | 1 | (D) | (D) | (D) | (D) | (D) | (D) | (D) | (D) |
| Furniture, home furnishings, appliance dealers, total..... | 54 | 44 | 4,692 | 4,564 | 685 | 12,770 | 12,559 | 234 | 218 | 43 |
| Furniture, home furnishings stores, antique stores..... | 33 | 27 | 2,527 | 2,451 | 382 | 6,768 | 6,615 | 129 | 116 | 30 |
| Household appliance, radio, TV stores..... | 21 | 17 | 2,165 | 2,113 | 303 | 6,002 | 5,944 | 105 | 102 | 13 |
| Automotive group..... | 59 | 45 | 15,664 | 15,184 | 1,399 | 26,484 | 26,214 | 411 | 397 | 53 |
| Gasoline service stations..... | 113 | 61 | 4,958 | 3,802 | 293 | 6,040 | 5,730 | 167 | 137 | 116 |
| Lumber, bldg. mats., hardware, farm equip. dealers, total..... | 25 | 25 | 3,318 | 3,288 | 368 | 6,506 | 6,456 | 105 | 101 | 29 |
| Farm equipment dealers..... | 5 | 5 | 845 | 845 | 89 | 1,561 | 1,546 | 24 | 23 | 4 |
| Lumber, building materials, supplies, equipment dealers..... | 2 | 8 | 1,530 | 1,530 | 204 | 3,437 | 3,427 | 50 | 49 | 6 |
| Hardware stores..... | 12 | 12 | 943 | 913 | 75 | 1,508 | 1,483 | 31 | 29 | 19 |
| Drug stores, proprietary stores, total..... | 20 | 20 | 1,534 | 1,534 | 246 | 4,855 | 4,603 | 124 | 108 | 23 |
| Drug stores..... | 20 | 20 | 1,534 | 1,534 | 246 | 4,855 | 4,603 | 124 | 108 | 23 |
| Proprietary stores..... | ••• | ••• | ••• | ••• | ••• | ••• | ••• | ••• | ••• | ••• |
| Other retail stores, total..... | 72 | 42 | 3,446 | 3,068 | 447 | 8,930 | 8,619 | 182 | 165 | 73 |
| Liquor stores..... | ••• | ••• | ••• | ••• | ••• | ••• | ••• | ••• | ••• | ••• |
| Fuel, ice dealers..... | 11 | 7 | 405 | 311 | 63 | 1,711 | 1,670 | 26 | 23 | 11 |
| Feed, farm, garden supply stores..... | 6 | 6 | 479 | 479 | 31 | 614 | 597 | 14 | 13 | 5 |
| Jewelry stores..... | 11 | 11 | 1,132 | 1,132 | 169 | 3,315 | 3,204 | 69 | 64 | 10 |
| Book, stationery stores..... | ••• | ••• | ••• | ••• | ••• | ••• | ••• | ••• | ••• | ••• |
| Other retail stores (except second-hand)..... | 27 | 13 | 919 | (D) | 113 | 2,221 | 2,091 | 49 | 42 | 28 |
| Second-hand stores..... | 7 | 5 | 405 | (D) | 71 | 1,069 | 1,057 | 24 | 23 | 7 |
| Nonstore retailers..... | 28 | 4 | 551 | (D) | (D) | (D) | (D) | (D) | (D) | (D) |
| ETOWAH COUNTY (See Gadsden Standard Metropolitan Area, Table 103.) | | | | | | | | | | |
| HOUSTON COUNTY | | | | | | | | | | |
| Retail trade, total..... | 540 | 304 | 45,663 | 40,809 | 3,990 | 77,947 | 74,079 | 1,984 | 1,671 | 570 |
| Food stores, total..... | 176 | 60 | 9,971 | 7,593 | 435 | 9,030 | 7,923 | 292 | 204 | 191 |
| Grocery stores..... | 170 | 58 | 9,125 | (D) | (D) | (D) | (D) | (D) | (D) | (D) |
| Meat markets, fish (seafood) markets..... | ••• | ••• | ••• | ••• | ••• | ••• | ••• | ••• | ••• | ••• |
| Fruit stores, vegetable markets..... | ••• | ••• | ••• | ••• | ••• | ••• | ••• | ••• | ••• | ••• |
| Candy, nut, confectionery stores..... | 1 | 1 | (D) | (D) | (D) | (D) | (D) | (D) | (D) | (D) |
| Other food stores..... | 5 | 1 | (D) | (D) | (D) | (D) | (D) | (D) | (D) | (D) |
| Eating, drinking places, total..... | 59 | 35 | 1,481 | 1,161 | 179 | 3,943 | 3,688 | 166 | 147 | 68 |
| Eating places..... | 56 | 34 | 1,400 | (D) | (D) | (D) | (D) | (D) | (D) | (D) |
| Drinking places..... | 3 | 1 | 81 | (D) | (D) | (D) | (D) | (D) | (D) | (D) |
| General merchandise group, total..... | 22 | 20 | 5,436 | (D) | 627 | 13,117 | 11,763 | 388 | 264 | 18 |
| General merchandise group (except variety)..... | 18 | 16 | 4,316 | (D) | 464 | 9,679 | 8,670 | 239 | 171 | 17 |
| Variety stores..... | 4 | 4 | 1,120 | 1,120 | 163 | 3,438 | 3,093 | 149 | 93 | 1 |
| Apparel, accessories stores, total..... | 41 | 37 | 3,518 | 3,346 | 370 | 7,418 | 6,908 | 191 | 153 | 38 |
| Shoe stores..... | 7 | 7 | 596 | 596 | 87 | 1,690 | 1,600 | 37 | 26 | 5 |
| Men's, boys' clothing and furnishings stores..... | 7 | 7 | 613 | 613 | 86 | 1,807 | 1,758 | 29 | 25 | 3 |
| Family clothing stores..... | 6 | 6 | 612 | 612 | 29 | 655 | 531 | 22 | 13 | 9 |
| Women's clothing, specialty stores..... | 15 | 15 | (D) | (D) | (D) | (D) | (D) | (D) | (D) | (D) |
| Ready-to-wear stores..... | 14 | 14 | 1,197 | 1,197 | 137 | 2,585 | 2,378 | 89 | 76 | 11 |
| Other clothing, specialty stores..... | 1 | 1 | (D) | (D) | (D) | (D) | (D) | (D) | (D) | (D) |
| Other apparel stores..... | 2 | 2 | (D) | (D) | (D) | (D) | (D) | (D) | (D) | (D) |
| Furniture, home furnishings, appliance dealers, total..... | 26 | 20 | 1,911 | 1,759 | 217 | 3,422 | 3,400 | 76 | 74 | 27 |
| Furniture, home furnishings stores, antique stores..... | 16 | 12 | 1,437 | (D) | 156 | 2,434 | 2,412 | 54 | 52 | 18 |
| Household appliance, radio, TV stores..... | 10 | 8 | 474 | (D) | 61 | 988 | 988 | 22 | 22 | 9 |
| Automotive group..... | 32 | 24 | 10,433 | 10,117 | 884 | 14,131 | 14,069 | 256 | 253 | 36 |
| Gasoline service stations..... | 59 | 31 | 2,519 | 1,941 | 146 | 2,943 | 2,884 | 82 | 75 | 57 |

Standard Notes: (D) Withheld to avoid disclosure. (NA) Not available. n.e.c. Not elsewhere classified. XXX Not applicable. (Z) Less than \$500. ... Represents zero.

¹ Group totals may include data for establishments without payroll which could not be classified by detailed kind of business.

Table 104. RETAIL TRADE: 1954 — COUNTIES WITH 500 ESTABLISHMENTS OR MORE—Continued

Establishments, Sales, Payroll, and Personnel, by Kind of Business

| County and kind of business | Establishments | | Sales | | Payroll, entire year (\$1,000) | Payroll, workweek ended nearest Nov. 15 | | Paid employees, workweek ended nearest Nov. 15 | | Proprietors (unincorporated businesses only) ¹ (Number) |
|--|--------------------------------|--------------------------|---|--|-----------------------------------|---|----------------------------|--|---------------------------|---|
| | Total ¹ (Number) | With payroll (Number) | Total, all establishments ¹ (\$1,000) | Establishments with payroll (\$1,000) | | Total (Dollars) | Full workweek (Dollars) | Total (Number) | Full workweek (Number) | |
| HOUSTON COUNTY--Con. | | | | | | | | | | |
| Lumber, bldg. mats., hardware, farm equip. dealers, total | 29 | 21 | 4,399 | 4,299 | 558 | 12,727 | 12,488 | 256 | 247 | 32 |
| Farm equipment dealers | 8 | 8 | 914 | 914 | 98 | 2,562 | 2,498 | 54 | 52 | 7 |
| Lumber, building materials, supplies, equipment dealers | 7 | 5 | 1,676 | (D) | 219 | 6,271 | 6,140 | 123 | 118 | 8 |
| Hardware stores | 14 | 8 | 1,809 | (D) | 241 | 3,894 | 3,850 | 79 | 77 | 17 |
| Drug stores, proprietary stores, total | 19 | 15 | 1,195 | (D) | (D) | (D) | (D) | (D) | (D) | (D) |
| Drug stores | (NA) | 13 | (NA) | 943 | 107 | 2,555 | 2,427 | 70 | 59 | (NA) |
| Proprietary stores | (NA) | 2 | (NA) | (D) | (D) | (D) | (D) | (D) | (D) | (NA) |
| Other retail stores, total | 70 | 40 | 4,475 | 4,097 | 457 | 8,443 | 8,314 | 198 | 187 | 67 |
| Liquor stores | 4 | 4 | 988 | 988 | 53 | 1,122 | 1,122 | 19 | 19 | 2 |
| Fuel, ice dealers | 6 | 6 | (D) | (D) | (D) | (D) | (D) | (D) | (D) | (D) |
| Feed, farm, garden supply stores | 7 | 7 | 1,048 | 1,048 | 60 | 1,000 | 994 | 31 | 30 | 5 |
| Jewelry stores | 5 | 5 | 617 | 617 | 92 | 1,647 | 1,641 | 49 | 48 | 5 |
| Book, stationery stores | 1 | 1 | (D) | (D) | (D) | (D) | (D) | (D) | (D) | (D) |
| Other retail stores (except second-hand) | 16 | 12 | 517 | 493 | 77 | 1,271 | 1,223 | 34 | 30 | 16 |
| Second-hand stores | 7 | 5 | 120 | (D) | 19 | 416 | 416 | 10 | 10 | 9 |
| Nonstore retailers | 7 | 1 | 325 | (D) | (D) | (D) | (D) | (D) | (D) | (D) |
| JEFFERSON COUNTY (See Birmingham Standard Metropolitan Area, Table 103.) | | | | | | | | | | |
| MADISON COUNTY | | | | | | | | | | |
| Retail trade, total | 611 | 377 | 59,729 | 54,691 | 5,306 | 99,923 | 95,572 | 2,597 | 2,215 | 640 |
| Food stores, total | 207 | 79 | 14,696 | 12,028 | 693 | 13,455 | 12,257 | 387 | 282 | 221 |
| Grocery stores | 200 | 76 | 14,233 | 11,597 | 654 | 12,745 | 11,547 | 373 | 268 | 215 |
| Meat markets, fish (seafood) markets | 1 | 1 | (D) | (D) | (D) | (D) | (D) | (D) | (D) | (D) |
| Fruit stores, vegetable markets | 6 | 2 | (D) | (D) | (D) | (D) | (D) | (D) | (D) | (D) |
| Candy, nut, confectionery stores | ... | ... | ... | ... | ... | ... | ... | ... | ... | ... |
| Other food stores | ... | ... | ... | ... | ... | ... | ... | ... | ... | ... |
| Eating, drinking places, total | 78 | 58 | 2,723 | 2,381 | 371 | 7,751 | 7,328 | 322 | 289 | 89 |
| Eating places | 67 | 49 | 2,402 | 2,076 | 347 | 6,937 | 6,554 | 295 | 266 | 76 |
| Drinking places | 9 | 9 | 305 | 305 | 24 | 814 | 774 | 27 | 23 | 9 |
| General merchandise group, total | 44 | 30 | 8,564 | 8,006 | 1,028 | 18,093 | 16,869 | 560 | 416 | 42 |
| General merchandise group (except variety) | 37 | 23 | 6,535 | 6,377 | 822 | 14,135 | 13,448 | 390 | 312 | 39 |
| Variety stores | 7 | 7 | 1,629 | 1,629 | 206 | 3,958 | 3,421 | 170 | 104 | 3 |
| Apparel, accessories stores, total | 30 | 28 | 2,628 | (D) | 265 | 5,119 | 4,653 | 169 | 125 | 26 |
| Shoe stores | 7 | 7 | 528 | 528 | 56 | 858 | 782 | 30 | 17 | 4 |
| Men's, boys' clothing and furnishings stores | 4 | 4 | 488 | 488 | 44 | 898 | 843 | 26 | 20 | 5 |
| Family clothing stores | 4 | 4 | 371 | 371 | 35 | 698 | 663 | 29 | 23 | 5 |
| Women's clothing, specialty stores | 11 | 11 | (D) | (D) | (D) | (D) | (D) | (D) | (D) | (D) |
| Ready-to-wear stores | 9 | 9 | 1,145 | 1,145 | 121 | 2,275 | 2,205 | 71 | 59 | 8 |
| Other clothing, specialty stores | 2 | 2 | (D) | (D) | (D) | (D) | (D) | (D) | (D) | (D) |
| Other apparel stores | 4 | 2 | (D) | (D) | (D) | (D) | (D) | (D) | (D) | (D) |
| Furniture, home furnishings, appliance dealers, total | 28 | 24 | 3,492 | 3,446 | 401 | 7,758 | 7,608 | 167 | 158 | 31 |
| Furniture, home furnishings stores, antique stores | 17 | 15 | 2,432 | (D) | 303 | 5,583 | 5,439 | 125 | 117 | 19 |
| Household appliance, radio, TV stores | 11 | 9 | 1,060 | (D) | 98 | 2,175 | 2,169 | 42 | 41 | 12 |
| Automotive group | 38 | 30 | 11,029 | 10,497 | 1,010 | 16,150 | 16,007 | 297 | 294 | 37 |
| Gasoline service stations | 59 | 41 | 3,447 | 3,153 | 253 | 5,169 | 4,931 | 148 | 130 | 66 |
| Lumber, bldg. mats., hardware, farm equip. dealers, total | 32 | 26 | 5,546 | 5,456 | 644 | 11,008 | 10,746 | 225 | 215 | 31 |
| Farm equipment dealers | 12 | 8 | 1,256 | (D) | 143 | 2,763 | 2,763 | 44 | 44 | 9 |
| Lumber, building materials, supplies, equipment dealers | 11 | 11 | 3,037 | 3,037 | 336 | 5,231 | 5,081 | 116 | 113 | 13 |
| Hardware stores | 9 | 7 | 1,253 | (D) | 165 | 3,014 | 2,904 | 65 | 58 | 9 |
| Drug stores, proprietary stores, total | 17 | 15 | 1,739 | (D) | 269 | 5,867 | 5,759 | 118 | 110 | 15 |
| Drug stores | (NA) | 15 | (NA) | (D) | 269 | 5,867 | 5,759 | 118 | 110 | (NA) |
| Proprietary stores | (NA) | ... | (NA) | ... | ... | ... | ... | ... | ... | (NA) |
| Other retail stores, total | 60 | 42 | 5,462 | (D) | (D) | (D) | (D) | (D) | (D) | (D) |
| Liquor stores | 1 | 1 | (D) | (D) | (D) | (D) | (D) | (D) | (D) | (D) |
| Fuel, ice dealers | 8 | 8 | 691 | 691 | 90 | 3,279 | 3,217 | 63 | 60 | 8 |
| Feed, farm, garden supply stores | 7 | 7 | 1,247 | 1,247 | 60 | 1,361 | 1,310 | 29 | 28 | 6 |
| Jewelry stores | 7 | 7 | 493 | 493 | 66 | 1,527 | 1,520 | 34 | 33 | 9 |
| Book, stationery stores | 2 | 2 | (D) | (D) | (D) | (D) | (D) | (D) | (D) | (D) |
| Other retail stores (except second-hand) | 19 | 13 | 867 | 649 | 71 | 1,441 | 1,420 | 38 | 35 | 21 |
| Second-hand stores | 6 | 4 | 129 | (D) | 8 | 150 | 150 | 3 | 3 | 6 |
| Nonstore retailers | 18 | 4 | 403 | (D) | (D) | (D) | (D) | (D) | (D) | (D) |
| MOBILE COUNTY (See Mobile Standard Metropolitan Area, Table 103.) | | | | | | | | | | |
| MONTGOMERY COUNTY (See Montgomery Standard Metropolitan Area, Table 103.) | | | | | | | | | | |

Standard Notes: (D) Withheld to avoid disclosure. (NA) Not available. n.e.c. Not elsewhere classified. XXXX Not applicable. (Z) Less than \$500. ... Represents zero.
¹ Group totals may include data for establishments without payroll which could not be classified by detailed kind of business.

Table 104. RETAIL TRADE: 1954 — COUNTIES WITH 500 ESTABLISHMENTS OR MORE—Continued

Establishments, Sales, Payroll, and Personnel, by Kind of Business

| County and kind of business | Establishments | | Sales | | Payroll, entire year (\$1,000) | Payroll, workweek ended nearest Nov. 15 | | Paid employees, workweek ended nearest Nov. 15 | | Proprietors (unincorporated businesses only) ¹ (Number) |
|--|--------------------------------|--------------------------|---|--|-----------------------------------|---|----------------------------|--|---------------------------|---|
| | Total ¹ (Number) | With payroll (Number) | Total, all establishments ¹ (\$1,000) | Establishments with payroll (\$1,000) | | Total (Dollars) | Full workweek (Dollars) | Total (Number) | Full workweek (Number) | |
| MORGAN COUNTY | | | | | | | | | | |
| Retail trade, total..... | 557 | 307 | 37,380 | 31,910 | 3,253 | 64,827 | 62,041 | 1,651 | 1,390 | 576 |
| Food stores, total..... | 189 | 53 | 9,724 | 6,952 | 398 | 7,247 | 6,516 | 226 | 164 | 210 |
| Grocery stores..... | 180 | 50 | 9,463 | 6,821 | 384 | 6,976 | 6,254 | 217 | 156 | 197 |
| Meat markets, fish (seafood) markets..... | 1 | 1 | (D) | (D) | (D) | (D) | (D) | (D) | (D) | (D) |
| Fruit stores, vegetable markets..... | 3 | 1 | (D) | (D) | (D) | (D) | (D) | (D) | (D) | (D) |
| Candy, nut, confectionery stores..... | 2 | ... | (D) | ... | ... | ... | ... | ... | ... | (D) |
| Other food stores..... | 3 | 1 | (D) | (D) | (D) | (D) | (D) | (D) | (D) | (D) |
| Eating, drinking places, total..... | 48 | 36 | 1,393 | 1,259 | 169 | 3,914 | 3,781 | 169 | 155 | 61 |
| Eating places..... | 48 | 36 | 1,393 | 1,259 | 169 | 3,914 | 3,781 | 169 | 155 | 61 |
| Drinking places..... | ... | ... | ... | ... | ... | ... | ... | ... | ... | ... |
| General merchandise group, total..... | 39 | 25 | 3,361 | 3,005 | 331 | 6,969 | 6,151 | 262 | 169 | 34 |
| General merchandise group (except variety)..... | 32 | 18 | 2,382 | 2,026 | 195 | 3,718 | 3,483 | 108 | 84 | 32 |
| Variety stores..... | 7 | 7 | 979 | 979 | 136 | 3,251 | 2,668 | 154 | 85 | 2 |
| Apparel, accessories stores, total..... | 36 | 34 | 2,281 | (D) | 232 | 4,623 | 4,288 | 165 | 121 | 35 |
| Shoe stores..... | 6 | 6 | 280 | 280 | 40 | 767 | 682 | 28 | 15 | 5 |
| Men's, boys' clothing and furnishings stores..... | 5 | 5 | (D) | (D) | (D) | (D) | (D) | (D) | (D) | (D) |
| Family clothing stores..... | 12 | 12 | 710 | 710 | 65 | 1,333 | 1,163 | 62 | 37 | 17 |
| Women's clothing, specialty stores..... | 11 | 9 | 923 | (D) | 95 | 1,801 | 1,737 | 60 | 56 | 7 |
| Ready-to-wear stores..... | (NA) | 6 | (NA) | 731 | 78 | 1,267 | 1,203 | 45 | 41 | (NA) |
| Other clothing, specialty stores..... | (NA) | 3 | (NA) | (D) | 17 | 534 | 534 | 15 | 15 | (NA) |
| Other apparel stores..... | 2 | 2 | (D) | (D) | (D) | (D) | (D) | (D) | (D) | (D) |
| Furniture, home furnishings, appliance dealers, total..... | 33 | 27 | 2,458 | 2,366 | 370 | 6,609 | 6,502 | 127 | 122 | 27 |
| Furniture, home furnishings stores, antique stores..... | 24 | 20 | 1,661 | (D) | 229 | 4,304 | 4,212 | 85 | 81 | 20 |
| Household appliance, radio, TV stores..... | 9 | 7 | 797 | (D) | 141 | 2,305 | 2,290 | 42 | 41 | 7 |
| Automotive group..... | 46 | 28 | 8,538 | 7,790 | 806 | 15,693 | 15,616 | 265 | 260 | 47 |
| Gasoline service stations..... | 43 | 29 | 3,253 | 2,619 | 239 | 4,838 | 4,725 | 106 | 95 | 38 |
| Lumber, bldg. mats., hardware, farm equip. dealers, total..... | 28 | 20 | 2,292 | 2,092 | 284 | 6,298 | 6,148 | 119 | 113 | 31 |
| Farm equipment dealers..... | 6 | 4 | 660 | (D) | 98 | 1,813 | 1,813 | 26 | 26 | 4 |
| Lumber, building materials, supplies, equipment dealers..... | 6 | 6 | 761 | 761 | 120 | 3,211 | 3,184 | 63 | 62 | 6 |
| Hardware stores..... | 16 | 10 | 871 | (D) | 66 | 1,274 | 1,151 | 30 | 25 | 21 |
| Drug stores, proprietary stores, total..... | 19 | 11 | 1,091 | 935 | 140 | 2,699 | 2,625 | 71 | 62 | 26 |
| Drug stores..... | (NA) | 11 | (NA) | 935 | 140 | 2,699 | 2,625 | 71 | 62 | (NA) |
| Proprietary stores..... | (NA) | ... | (NA) | ... | ... | ... | ... | ... | ... | (NA) |
| Other retail stores, total..... | 56 | 42 | 2,605 | (D) | (D) | (D) | (D) | (D) | (D) | (D) |
| Liquor stores..... | ... | ... | ... | ... | ... | ... | ... | ... | ... | ... |
| Fuel, ice dealers..... | 14 | 12 | 657 | (D) | 86 | 1,750 | 1,630 | 37 | 32 | 9 |
| Feed farm, garden supply stores..... | 5 | 6 | 1,067 | 1,067 | 62 | 1,309 | 1,305 | 31 | 30 | 3 |
| Jewelry stores..... | 9 | 7 | 306 | (D) | 47 | 895 | 895 | 22 | 22 | 7 |
| Book, stationery stores..... | 1 | 1 | (D) | (D) | (D) | (D) | (D) | (D) | (D) | (D) |
| Other retail stores (except second-hand)..... | 13 | 11 | 373 | (D) | 66 | 1,204 | 1,083 | 30 | 25 | 12 |
| Second-hand stores..... | 7 | 5 | (D) | (D) | (D) | (D) | (D) | (D) | (D) | (D) |
| Nonstore retailers..... | 20 | 2 | 384 | (D) | (D) | (D) | (D) | (D) | (D) | (D) |
| TALLADEGA COUNTY | | | | | | | | | | |
| Retail trade, total..... | 590 | 350 | 39,896 | 35,426 | 3,372 | 64,918 | 60,193 | 1,708 | 1,344 | 616 |
| Food stores, total..... | 194 | 66 | 11,641 | 9,103 | 513 | 10,483 | 8,799 | 312 | 193 | 200 |
| Grocery stores..... | 180 | 60 | 11,222 | 8,866 | 497 | 10,071 | 8,403 | 301 | 174 | 185 |
| Meat markets, fish (seafood) markets..... | 3 | 1 | (D) | (D) | (D) | (D) | (D) | (D) | (D) | (D) |
| Fruit stores, vegetable markets..... | 10 | 4 | 747 | (D) | (D) | (D) | (D) | (D) | (D) | (D) |
| Candy, nut, confectionery stores..... | ... | ... | ... | ... | ... | ... | ... | ... | ... | ... |
| Other food stores..... | 1 | 1 | (D) | (D) | (D) | (D) | (D) | (D) | (D) | (D) |
| Eating, drinking places, total..... | 48 | 32 | 1,283 | (D) | (D) | (D) | (D) | (D) | (D) | (D) |
| Eating places..... | 46 | 30 | (D) | 1,050 | 223 | 4,381 | 4,207 | 165 | 149 | 50 |
| Drinking places..... | 2 | 2 | (D) | (D) | (D) | (D) | (D) | (D) | (D) | (D) |
| General merchandise group, total..... | 52 | 26 | 2,989 | 2,495 | 273 | 4,902 | 4,239 | 205 | 118 | 52 |
| General merchandise group (except variety)..... | 41 | 19 | 2,163 | 1,697 | 149 | 2,594 | 2,268 | 86 | 55 | 46 |
| Variety stores..... | 11 | 7 | 826 | 798 | 124 | 2,308 | 1,971 | 119 | 63 | 6 |
| Apparel, accessories stores, total..... | 44 | 42 | 2,827 | (D) | 272 | 5,273 | 4,434 | 182 | 117 | 42 |
| Shoe stores..... | 6 | 6 | 311 | 311 | 31 | 553 | 474 | 23 | 11 | 1 |
| Men's, boys' clothing and furnishings stores..... | 6 | 6 | (D) | (D) | (D) | (D) | (D) | (D) | (D) | (D) |
| Family clothing stores..... | 16 | 16 | 1,122 | 1,122 | 116 | 2,808 | 2,215 | 68 | 54 | 22 |
| Women's clothing, specialty stores..... | 14 | 14 | (D) | (D) | (D) | (D) | (D) | (D) | (D) | (D) |
| Ready-to-wear stores..... | 13 | 13 | 947 | 947 | 93 | 1,382 | 1,307 | 53 | 43 | 9 |
| Other clothing, specialty stores..... | 1 | 1 | (D) | (D) | (D) | (D) | (D) | (D) | (D) | (D) |
| Other apparel stores..... | ... | ... | ... | ... | ... | ... | ... | ... | ... | ... |
| Furniture, home furnishings, appliance dealers, total..... | 38 | 36 | 2,294 | (D) | 336 | 6,110 | 6,002 | 127 | 123 | 29 |
| Furniture, home furnishings stores, antique stores..... | 19 | 19 | 1,505 | 1,505 | 234 | 4,110 | 4,110 | 84 | 84 | 14 |
| Household appliance, radio, TV stores..... | 19 | 17 | 789 | (D) | 102 | 2,000 | 1,892 | 43 | 39 | 15 |
| Automotive group..... | 39 | 31 | 8,800 | 8,544 | 675 | 12,227 | 11,687 | 225 | 207 | 46 |
| Gasoline service stations..... | 62 | 46 | 3,426 | 2,968 | 247 | 4,628 | 4,397 | 138 | 117 | 69 |
| Lumber, bldg. mats., hardware, farm equip. dealers, total..... | 29 | 23 | 3,463 | 3,383 | 476 | 9,826 | 9,508 | 181 | 170 | 31 |
| Farm equipment dealers..... | 4 | 4 | 592 | 592 | 53 | 871 | 871 | 16 | 16 | 4 |
| Lumber, building materials, supplies, equipment dealers..... | 12 | 10 | 1,008 | (D) | 150 | 3,744 | 3,594 | 57 | 55 | 11 |
| Hardware stores..... | 13 | 9 | 1,863 | (D) | 273 | 5,211 | 5,043 | 108 | 99 | 16 |

Standard Notes: (D) Withheld to avoid disclosure. (NA) Not available. n.e.c. Not elsewhere classified. XXX Not applicable. (Z) Less than \$500. ... Represents zero.

¹ Group totals may include data for establishments without payroll which could not be classified by detailed kind of business.

Table 104. RETAIL TRADE: 1954 — COUNTIES WITH 500 ESTABLISHMENTS OR MORE—Continued

Establishments, Sales, Payroll, and Personnel, by Kind of Business

| County and kind of business | Establishments | | Sales | | Payroll, entire year (\$1,000) | Payroll, workweek ended nearest Nov. 15 | | Paid employees, workweek ended nearest Nov. 15 | | Proprietors (unincorporated businesses only) ¹ (Number) |
|--|--------------------------------|--------------------------|---|--|-----------------------------------|---|----------------------------|--|---------------------------|---|
| | Total ¹ (Number) | With payroll (Number) | Total, all establishments ¹ (\$1,000) | Establishments with payroll (\$1,000) | | Total (Dollars) | Full workweek (Dollars) | Total (Number) | Full workweek (Number) | |
| TALLADEGA COUNTY--Con. | | | | | | | | | | |
| Drug stores, proprietary stores, total..... | 18 | 16 | 1,196 | (D) | 156 | 3,065 | 2,997 | 79 | 73 | 23 |
| Drug stores..... | (NA) | 16 | (NA) | (D) | 156 | 3,065 | 2,997 | 79 | 73 | (NA) |
| Proprietary stores..... | (NA) | ••• | (NA) | ••• | ••• | ••• | ••• | ••• | ••• | (NA) |
| Other retail stores, total..... | 55 | 31 | 1,868 | 1,568 | 186 | 4,023 | 3,923 | 94 | 87 | 59 |
| Liquor stores..... | ••• | ••• | ••• | ••• | ••• | ••• | ••• | ••• | ••• | ••• |
| Fuel, ice dealers..... | 6 | 4 | (D) | (D) | (D) | (D) | (D) | (D) | (D) | (D) |
| Feed, farm, garden supply stores..... | 7 | 7 | 606 | 606 | 24 | 608 | 590 | 15 | 14 | 8 |
| Jewelry stores..... | 15 | 5 | 296 | 216 | 27 | 564 | 564 | 15 | 15 | 17 |
| Book, stationery stores..... | ••• | ••• | ••• | ••• | ••• | ••• | ••• | ••• | ••• | ••• |
| Other retail stores (except second-hand)..... | 23 | 13 | 541 | 353 | 57 | 1,312 | 1,245 | 40 | 35 | 26 |
| Second-hand stores..... | 2 | 2 | (D) | (D) | (D) | (D) | (D) | (D) | (D) | (D) |
| Nonstore retailers..... | 11 | 1 | 109 | (D) | (D) | (D) | (D) | (D) | (D) | (D) |
| TUSCALOOSA COUNTY | | | | | | | | | | |
| Retail trade, total..... | 751 | 443 | 61,508 | 55,110 | 6,003 | 114,138 | 107,647 | 3,066 | 2,598 | 835 |
| Food stores, total..... | 231 | 95 | 15,542 | 12,426 | 734 | 13,259 | 11,952 | 413 | 310 | 254 |
| Grocery stores..... | 222 | 90 | 15,162 | 12,122 | 699 | 12,705 | 11,456 | 393 | 295 | 242 |
| Meat markets, fish (seafood) markets..... | ••• | ••• | ••• | ••• | ••• | ••• | ••• | ••• | ••• | ••• |
| Fruit stores, vegetable markets..... | 4 | 2 | 283 | (D) | (D) | (D) | (D) | (D) | (D) | (D) |
| Candy, nut, confectionery stores..... | ••• | ••• | ••• | ••• | ••• | ••• | ••• | ••• | ••• | ••• |
| Other food stores..... | 5 | 3 | 97 | (D) | (D) | (D) | (D) | (D) | (D) | (D) |
| Eating, drinking places, total..... | 83 | 51 | 3,112 | 2,570 | 534 | 11,191 | 10,935 | 452 | 429 | 94 |
| Eating places..... | 81 | 51 | (D) | (D) | (D) | (D) | (D) | (D) | (D) | (D) |
| Drinking places..... | 2 | ••• | (D) | (D) | (D) | (D) | (D) | (D) | (D) | (D) |
| General merchandise group, total..... | 49 | 27 | 6,758 | 6,300 | 771 | 15,831 | 13,417 | 496 | 354 | 52 |
| General merchandise group (except variety)..... | 41 | 21 | 5,172 | (D) | 536 | 11,214 | 9,671 | 316 | 243 | 47 |
| Variety stores..... | 8 | 6 | 1,586 | (D) | 235 | 4,617 | 3,746 | 180 | 111 | 5 |
| Apparel, accessories stores, total..... | 62 | 56 | 5,712 | 5,514 | 708 | 12,793 | 11,898 | 405 | 316 | 55 |
| Shoe stores..... | 19 | 17 | 1,420 | (D) | (D) | (D) | (D) | (D) | (D) | (D) |
| Men's, boys' clothing and furnishings stores..... | (NA) | 12 | (NA) | 1,304 | 172 | 3,060 | 2,785 | 80 | 62 | (NA) |
| Family clothing stores..... | (NA) | 5 | (NA) | 650 | 95 | 1,689 | 1,504 | 74 | 45 | (NA) |
| Women's clothing, specialty stores..... | 20 | 18 | 2,154 | (D) | 282 | 5,364 | 5,150 | 168 | 149 | 11 |
| Ready-to-wear stores..... | (NA) | 13 | (NA) | 1,955 | 260 | 4,972 | 4,787 | 157 | 140 | (NA) |
| Other clothing, specialty stores..... | (NA) | 5 | (NA) | (D) | 22 | 392 | 363 | 11 | 9 | (NA) |
| Other apparel stores..... | ••• | 4 | (D) | (D) | (D) | (D) | (D) | (D) | (D) | (D) |
| Furniture, home furnishings, appliance dealers, total..... | 37 | 33 | 3,609 | 3,513 | 472 | 9,290 | 9,197 | 166 | 162 | 42 |
| Furniture, home furnishings stores, antique stores..... | 19 | 19 | 2,261 | 2,247 | 283 | 5,847 | 5,824 | 109 | 108 | 21 |
| Household appliance, radio, TV stores..... | 18 | 14 | 1,348 | 1,266 | 189 | 3,443 | 3,373 | 57 | 54 | 21 |
| Automotive group..... | 41 | 25 | 10,449 | (D) | (D) | (D) | (D) | (D) | (D) | (D) |
| Gasoline service stations..... | 95 | 69 | 6,008 | 5,202 | 460 | 9,337 | 8,883 | 265 | 236 | 120 |
| Lumber, bldg. mads., hardware, farm equip. dealers, total..... | 13 | 13 | 2,994 | 2,994 | 470 | 7,593 | 7,394 | 147 | 137 | 11 |
| Farm equipment dealers..... | 3 | 3 | 272 | 272 | 27 | 318 | 318 | 6 | 6 | 4 |
| Lumber, building materials, supplies, equipment dealers..... | 5 | 5 | 1,181 | 1,181 | 193 | 3,494 | 3,352 | 64 | 59 | 5 |
| Hardware stores..... | 5 | 5 | 1,541 | 1,541 | 250 | 3,781 | 3,724 | 77 | 72 | 2 |
| Drug stores, proprietary stores, total..... | 25 | 25 | 2,323 | 2,323 | 282 | 6,244 | 5,777 | 190 | 149 | 29 |
| Drug stores..... | 22 | 22 | 2,132 | 2,132 | 260 | 5,728 | 5,464 | 155 | 135 | 26 |
| Proprietary stores..... | 3 | 3 | 191 | 191 | 22 | 516 | 313 | 35 | 14 | 3 |
| Other retail stores, total..... | 88 | 48 | 4,727 | 4,241 | 465 | 7,070 | 6,869 | 188 | 170 | 102 |
| Liquor stores..... | ••• | ••• | (D) | (D) | (D) | (D) | (D) | (D) | (D) | (D) |
| Fuel, ice dealers..... | 6 | 4 | (D) | (D) | (D) | (D) | (D) | (D) | (D) | (D) |
| Feed, farm, garden supply stores..... | 6 | 6 | (D) | (D) | (D) | (D) | (D) | (D) | (D) | (D) |
| Jewelry stores..... | 14 | 10 | 847 | 815 | 113 | 2,499 | 2,436 | 62 | 56 | 18 |
| Book, stationery stores..... | 8 | 6 | 646 | (D) | 55 | 1,039 | 1,005 | 34 | 28 | 12 |
| Other retail stores (except second-hand)..... | 32 | 14 | 681 | 521 | 81 | 1,513 | 1,449 | 42 | 38 | 34 |
| Second-hand stores..... | 14 | 8 | 313 | 211 | 45 | 823 | 803 | 20 | 19 | 17 |
| Nonstore retailers..... | 27 | 1 | 274 | (D) | (D) | (D) | (D) | (D) | (D) | (D) |

Standard Notes: (D) Withheld to avoid disclosure. (NA) Not available. n.e.c. Not elsewhere classified. XXX Not applicable. (Z) Less than \$500. ... Represents zero.
¹ Group totals may include data for establishments without payroll which could not be classified by detailed kind of business.

Table 105. RETAIL TRADE: 1954 — CITIES WITH 500 ESTABLISHMENTS OR MORE

Establishments, Sales, Payroll, and Personnel, by Kind of Business

| City and kind of business | Establishments | | Sales | | Payroll, entire year (\$1,000) | Payroll, workweek ended nearest Nov. 15 | | Paid employees, workweek ended nearest Nov. 15 | | Proprietors (unincorporated businesses only) ¹ (Number) |
|---|--------------------------------|--------------------------|---|--|-----------------------------------|---|----------------------------|--|---------------------------|---|
| | Total ¹ (Number) | With payroll (Number) | Total, all establishments ¹ (\$1,000) | Establishments with payroll (\$1,000) | | Total (Dollars) | Full workweek (Dollars) | Total (Number) | Full workweek (Number) | |
| | ANNISTON | | | | | | | | | |
| Retail trade, total..... | 514 | 332 | 55,782 | 52,074 | 5,608 | 109,927 | 103,633 | 2,522 | 2,033 | 498 |
| Food stores, total..... | 125 | 69 | 12,946 | 11,844 | 629 | 13,346 | 11,674 | 379 | 245 | 141 |
| Grocery stores..... | 118 | 66 | 12,783 | 11,709 | 604 | 12,873 | 11,210 | 365 | 233 | 136 |
| Meat markets, fish (seafood) markets..... | 1 | 1 | (D) | (D) | (D) | (D) | (D) | (D) | (D) | (D) |
| Fruit stores, vegetable markets..... | 2 | ... | (D) | ... | ... | ... | ... | ... | ... | (D) |
| Candy, nut, confectionery stores..... | 1 | 1 | (D) | (D) | (D) | (D) | (D) | (D) | (D) | (D) |
| Other food stores..... | 3 | 1 | (D) | (D) | (D) | (D) | (D) | (D) | (D) | (D) |
| Eating, drinking places, total..... | 71 | 43 | 3,606 | 3,040 | 395 | 11,088 | 10,877 | 330 | 311 | 78 |
| Eating places..... | 69 | 41 | (D) | (D) | (D) | (D) | (D) | (D) | (D) | (D) |
| Drinking places..... | 2 | 2 | (D) | (D) | (D) | (D) | (D) | (D) | (D) | (D) |
| General merchandise group, total..... | 19 | 15 | 7,117 | 7,053 | 1,094 | 20,774 | 18,186 | 548 | 349 | 9 |
| General merchandise group (except variety)..... | 14 | 10 | 5,384 | 5,320 | 833 | 15,705 | 14,273 | 339 | 243 | 8 |
| Variety stores..... | 5 | 5 | 1,733 | 1,733 | 261 | 5,069 | 3,915 | 209 | 106 | 1 |
| Apparel, accessories stores, total..... | 45 | 43 | 4,138 | (D) | 461 | 8,119 | 7,227 | 268 | 190 | 28 |
| Shoe stores..... | 10 | 10 | (D) | (D) | (D) | (D) | (D) | (D) | (D) | (D) |
| Men's, boys' clothing and furnishings stores..... | 7 | 7 | (D) | (D) | (D) | (D) | (D) | (D) | (D) | (D) |
| Family clothing stores..... | 9 | 9 | 1,113 | 1,113 | 133 | 2,095 | 1,792 | 82 | 52 | 10 |
| Women's clothing, specialty stores..... | 16 | 16 | 1,393 | 1,393 | 138 | 2,740 | 2,457 | 89 | 77 | 5 |
| Ready-to-wear stores..... | 11 | 11 | (D) | (D) | (D) | (D) | (D) | (D) | (D) | (D) |
| Other clothing, specialty stores..... | 5 | 5 | (D) | (D) | (D) | (D) | (D) | (D) | (D) | (D) |
| Other apparel stores..... | 3 | 1 | (D) | (D) | (D) | (D) | (D) | (D) | (D) | (D) |
| Furniture, home furnishings, appliance dealers, total..... | 36 | 30 | 3,763 | (D) | 614 | 11,341 | 11,205 | 199 | 188 | 22 |
| Furniture, home furnishings stores, antique stores..... | 21 | 17 | 1,705 | 1,669 | 320 | 5,590 | 5,490 | 101 | 92 | 14 |
| Household appliance, radio, TV stores..... | 15 | 13 | 2,058 | (D) | 294 | 5,751 | 5,715 | 98 | 96 | 8 |
| Automotive group..... | 47 | 33 | 14,095 | 13,615 | 1,279 | 24,101 | 23,921 | 364 | 354 | 41 |
| Gasoline service stations..... | 69 | 33 | 2,909 | 2,077 | 206 | 3,796 | 3,673 | 97 | 85 | 72 |
| Lumber, bldg. mads., hardware, farm equip. dealers, total..... | 18 | 18 | 2,676 | 2,676 | 325 | 5,641 | 5,631 | 86 | 85 | 19 |
| Farm equipment dealers..... | 3 | 3 | (D) | (D) | (D) | (D) | (D) | (D) | (D) | (D) |
| Lumber, building materials, supplies, equipment dealers..... | 8 | 8 | 1,530 | 1,530 | 204 | 3,437 | 3,427 | 50 | 49 | 6 |
| Hardware stores..... | 7 | 7 | (D) | (D) | (D) | (D) | (D) | (D) | (D) | (D) |
| Drug stores, proprietary stores, total..... | 12 | 12 | 976 | 976 | 179 | 3,532 | 3,309 | 88 | 76 | 13 |
| Drug stores..... | 12 | 12 | 976 | 976 | 179 | 3,532 | 3,309 | 88 | 76 | 13 |
| Proprietary stores..... | ... | ... | ... | ... | ... | ... | ... | ... | ... | ... |
| Other retail stores, total..... | 49 | 33 | 3,093 | 2,801 | 418 | 7,958 | 7,697 | 159 | 146 | 49 |
| Liquor stores..... | ... | ... | ... | ... | ... | ... | ... | ... | ... | ... |
| Fuel, ice dealers..... | 6 | 2 | 338 | (D) | (D) | (D) | (D) | (D) | (D) | (D) |
| Feed, farm, garden supply stores..... | 4 | 4 | (D) | (D) | (D) | (D) | (D) | (D) | (D) | (D) |
| Jewelry stores..... | 11 | 11 | 1,132 | 1,132 | 169 | 3,315 | 3,204 | 69 | 64 | 10 |
| Book, stationery stores..... | ... | ... | ... | ... | ... | ... | ... | ... | ... | ... |
| Other retail stores (except second-hand)..... | 17 | 11 | 836 | (D) | (D) | (D) | (D) | (D) | (D) | (D) |
| Second-hand stores..... | 5 | 5 | (D) | (D) | 71 | 1,069 | 1,057 | 24 | 23 | (D) |
| Nonstore retailers..... | 23 | 3 | 463 | 147 | 8 | 231 | 231 | 4 | 4 | 26 |
| BESSEMER | | | | | | | | | | |
| Retail trade, total..... | 515 | 281 | 41,003 | 36,555 | 3,632 | 68,294 | 63,433 | 1,699 | 1,374 | 531 |
| Food stores, total..... | 194 | 64 | 13,508 | 10,558 | 591 | 10,606 | 8,701 | 324 | 192 | 201 |
| Grocery stores..... | 179 | 59 | 12,894 | 10,184 | 544 | 9,770 | 8,051 | 285 | 170 | 183 |
| Meat markets, fish (seafood) markets..... | 2 | ... | (D) | ... | ... | ... | ... | ... | ... | (D) |
| Fruit stores, vegetable markets..... | ... | ... | (D) | ... | ... | ... | ... | ... | ... | (D) |
| Candy, nut, confectionery stores..... | 5 | 1 | (D) | (D) | (D) | (D) | (D) | (D) | (D) | (D) |
| Other food stores..... | 8 | 4 | 451 | (D) | (D) | (D) | (D) | (D) | (D) | (D) |
| Eating, drinking places, total..... | 54 | 38 | 1,408 | 1,300 | 195 | 3,566 | 3,420 | 182 | 166 | 68 |
| Eating places..... | 47 | 31 | 1,259 | 1,151 | 174 | 3,398 | 3,252 | 173 | 157 | 56 |
| Drinking places..... | 7 | 7 | 149 | 149 | 21 | 168 | 168 | 9 | 9 | 12 |
| General merchandise group, total..... | 19 | 17 | 4,782 | (D) | 650 | 12,324 | 11,203 | 342 | 258 | 13 |
| General merchandise group (except variety)..... | 15 | 13 | 3,741 | (D) | 503 | 9,412 | 9,008 | 226 | 195 | 12 |
| Variety stores..... | 4 | 4 | 1,041 | 1,041 | 147 | 2,912 | 2,195 | 116 | 63 | 1 |
| Apparel, accessories stores, total..... | 43 | 29 | 1,846 | 1,640 | 171 | 3,621 | 3,131 | 104 | 75 | 49 |
| Shoe stores..... | 6 | 6 | 429 | 429 | 32 | 715 | 530 | 23 | 14 | 6 |
| Men's, boys' clothing and furnishings stores..... | (NA) | 2 | (NA) | (D) | (D) | (D) | (D) | (D) | (D) | (NA) |
| Family clothing stores..... | (NA) | 16 | (NA) | 574 | 87 | 1,549 | 1,393 | 51 | 35 | (NA) |
| Women's clothing, specialty stores..... | 5 | 5 | (D) | (D) | (D) | (D) | (D) | (D) | (D) | (D) |
| Ready-to-wear stores..... | 4 | 4 | 533 | 533 | 42 | 1,192 | 1,056 | 24 | 22 | 7 |
| Other clothing, specialty stores..... | 1 | 1 | (D) | (D) | (D) | (D) | (D) | (D) | (D) | (D) |
| Other apparel stores..... | ... | ... | ... | ... | ... | ... | ... | ... | ... | ... |
| Furniture, home furnishings, appliance dealers, total..... | 24 | 22 | 1,559 | (D) | 237 | 3,934 | 3,888 | 74 | 72 | 23 |
| Furniture, home furnishings stores, antique stores..... | 15 | 15 | 1,194 | 1,194 | 182 | 2,929 | 2,898 | 54 | 53 | 16 |
| Household appliance, radio, TV stores..... | 9 | 7 | 365 | (D) | 55 | 1,005 | 990 | 20 | 19 | 7 |
| Automotive group..... | 25 | 25 | 10,247 | 10,229 | 1,051 | 19,844 | 19,402 | 325 | 309 | 17 |
| Gasoline service stations..... | 56 | 30 | 2,390 | 1,974 | 172 | 3,335 | 3,124 | 98 | 78 | 58 |
| Lumber, bldg. matis., hardware, farm equip. dealers, total..... | 14 | 10 | 973 | (D) | (D) | (D) | (D) | (D) | (D) | (D) |
| Farm equipment dealers..... | ... | ... | ... | ... | ... | ... | ... | ... | ... | ... |
| Lumber, building materials, supplies, equipment dealers..... | 7 | 7 | 523 | 523 | 85 | 1,470 | 1,427 | 31 | 29 | 6 |
| Hardware stores..... | 7 | 3 | 450 | (D) | (D) | (D) | (D) | (D) | (D) | (D) |

Standard Notes: (D) Withheld to avoid disclosure. (NA) Not available. n.e.c. Not elsewhere classified. XXX Not applicable. (Z) Less than \$500. ... Represents zero.
¹ Group totals may include data for establishments without payroll which could not be classified by detailed kind of business.

Table 105. RETAIL TRADE: 1954 — CITIES WITH 500 ESTABLISHMENTS OR MORE—Continued

Establishments, Sales, Payroll, and Personnel, by Kind of Business

| City and kind of business | Establishments | | Sales | | Payroll, entire year (\$1,000) | Payroll, workweek ended nearest Nov. 15 | | Paid employees, workweek ended nearest Nov. 15 | | Proprietors (unincorporated businesses only) ¹ (Number) |
|---|-----------------------------|-----------------------|--|---------------------------------------|--------------------------------|---|-------------------------|--|------------------------|--|
| | Total ¹ (Number) | With payroll (Number) | Total, all establishments ¹ (\$1,000) | Establishments with payroll (\$1,000) | | Total (Dollars) | Full workweek (Dollars) | Total (Number) | Full workweek (Number) | |
| BESSEMER -- Con. | | | | | | | | | | |
| Drug stores, proprietary stores, total | 14 | 12 | 1,037 | (D) | (D) | (D) | (D) | (D) | (D) | (D) |
| Drug stores | (NA) | 10 | (NA) | 951 | 138 | 2,649 | 2,502 | 51 | 43 | (NA) |
| Proprietary stores | (NA) | 2 | (NA) | (D) | (D) | (D) | (D) | (D) | (D) | (NA) |
| Other retail stores, total | 59 | 33 | 3,040 | 2,606 | 280 | 5,921 | 5,611 | 144 | 128 | 62 |
| Liquor stores | 3 | 1 | 991 | (D) | (D) | (D) | (D) | (D) | (D) | (D) |
| Fuel, ice dealers | 15 | 9 | 723 | 679 | 130 | 2,391 | 2,315 | 61 | 53 | 13 |
| Feed, farm, garden supply stores | ••• | ••• | (D) | (D) | (D) | (D) | (D) | (D) | (D) | (D) |
| Jewelry stores | 5 | 3 | (D) | (D) | (D) | (D) | (D) | (D) | (D) | (D) |
| Book, stationery stores | 1 | 1 | (D) | (D) | (D) | (D) | (D) | (D) | (D) | (D) |
| Other retail stores (except second-hand) | 22 | 12 | 593 | 429 | 44 | 1,167 | 956 | 31 | 25 | 24 |
| Second-hand stores | 11 | 7 | 376 | 202 | 27 | 551 | 527 | 13 | 12 | 15 |
| Nonstore retailers | 13 | 1 | 213 | (D) | (D) | (D) | (D) | (D) | (D) | (D) |
| BIRMINGHAM | | | | | | | | | | |
| Retail trade, total | 3,105 | 2,113 | 424,156 | 407,008 | 49,032 | 934,333 | 885,050 | 20,693 | 17,881 | 3,066 |
| Food stores, total | 792 | 402 | 90,405 | 82,411 | 5,203 | 96,890 | 89,298 | 2,579 | 1,958 | 858 |
| Grocery stores | 694 | 384 | 84,163 | 76,707 | 4,569 | 84,340 | 77,139 | 2,229 | 1,630 | 746 |
| Meat markets, fish (seafood) markets | 12 | 8 | (D) | 2,595 | 224 | 4,226 | 4,194 | 120 | 117 | (D) |
| Fruit stores, vegetable markets | 14 | 2 | (D) | (D) | (D) | (D) | (D) | (D) | (D) | (D) |
| Candy, nut, confectionery stores | 17 | 7 | 411 | (D) | (D) | (D) | (D) | (D) | (D) | (D) |
| Bakery products stores | 18 | 16 | 1,354 | (D) | 285 | 5,622 | 5,448 | 152 | 142 | 21 |
| Other food stores | 37 | 25 | 1,650 | 1,402 | 74 | 1,425 | 1,289 | 44 | 37 | 43 |
| Eating, drinking places, total | 482 | 376 | 22,876 | 21,436 | 4,049 | 80,597 | 75,425 | 3,270 | 2,901 | 543 |
| Eating places (except refreshment stands) | 385 | 301 | 20,067 | 18,987 | 3,717 | 74,522 | 69,584 | 2,998 | 2,651 | 427 |
| Refreshment stands | 34 | 22 | 810 | 598 | 112 | 2,092 | 2,000 | 76 | 70 | 36 |
| Drinking places | 59 | 53 | 1,915 | 1,851 | 220 | 3,983 | 3,841 | 196 | 180 | 76 |
| General merchandise group, total | 80 | 66 | 60,622 | 60,438 | 10,032 | 195,605 | 175,810 | 4,532 | 3,582 | 57 |
| Department stores | 4 | 4 | (D) | (D) | (D) | (D) | (D) | (D) | (D) | (D) |
| Dry goods, general merchandise stores | 43 | 31 | 4,148 | (D) | 408 | 8,239 | 7,504 | 221 | 182 | 40 |
| General stores | 8 | 8 | (D) | (D) | (D) | (D) | (D) | (D) | (D) | (D) |
| Variety stores | 25 | 23 | 10,020 | (D) | 1,569 | 29,589 | 25,540 | 1,093 | 745 | 12 |
| Apparel, accessories stores, total | 229 | 209 | 35,789 | 35,543 | 5,978 | 98,976 | 94,696 | 2,409 | 2,055 | 130 |
| Shoe stores | 53 | 51 | 6,191 | (D) | 859 | 14,308 | 13,301 | 298 | 228 | 23 |
| Men's, boys' clothing and furnishings stores | (NA) | 36 | (NA) | 4,284 | 591 | 9,676 | 9,526 | 208 | 198 | (NA) |
| Family clothing stores | (NA) | 32 | (NA) | 9,914 | 2,121 | 33,853 | 32,483 | 785 | 629 | (NA) |
| Women's clothing, specialty stores | 73 | 73 | 13,779 | 13,779 | 2,189 | 37,485 | 35,787 | 1,043 | 929 | 17 |
| Ready-to-wear stores | 41 | 41 | 12,645 | 12,645 | 1,992 | 33,470 | 32,282 | 929 | 843 | 11 |
| Millinery stores | 26 | 26 | 917 | 917 | 169 | 3,417 | 2,975 | 94 | 72 | 4 |
| Other clothing, specialty stores | 6 | 6 | 217 | 217 | 28 | 598 | 530 | 20 | 14 | 2 |
| Other apparel stores | 19 | 17 | 1,403 | (D) | 218 | 3,646 | 3,601 | 75 | 71 | 19 |
| Furniture, home furnishings, appliance dealers, total | 161 | 127 | 21,310 | 20,964 | 3,274 | 58,956 | 57,075 | 995 | 640 | 136 |
| Furniture, home furnishings stores | 113 | 91 | 15,749 | 15,547 | 2,585 | 45,517 | 43,916 | 776 | 733 | 96 |
| Furniture stores | (NA) | 70 | (NA) | 13,563 | 2,183 | 37,647 | 36,943 | 649 | 626 | (NA) |
| Home furnishings stores, antique stores | (NA) | 21 | (NA) | 1,984 | 402 | 7,870 | 6,973 | 127 | 107 | (NA) |
| Household appliance, radio, TV stores | 48 | 36 | 5,561 | 5,417 | 689 | 13,439 | 13,159 | 219 | 207 | 40 |
| Automotive group, total | 137 | 111 | 100,017 | 99,243 | 9,466 | 180,969 | 179,209 | 2,378 | 2,317 | 120 |
| Passenger car dealers (franchised) | 35 | 29 | 82,614 | 82,410 | 7,953 | 154,865 | 153,965 | 1,891 | 1,866 | 11 |
| Passenger car dealers (nonfranchised) | 50 | 34 | 8,339 | 7,955 | 374 | 7,668 | 7,510 | 151 | 148 | 64 |
| Tire, battery, accessory dealers | 43 | 41 | (D) | (D) | (D) | (D) | (D) | (D) | (D) | (D) |
| Other automotive dealers | 9 | 7 | (D) | (D) | (D) | (D) | (D) | (D) | (D) | (D) |
| Gasoline service stations | 319 | 243 | 18,695 | 17,193 | 1,617 | 32,288 | 30,642 | 857 | 737 | 344 |
| Lumber, bldg. mats., hardware, farm equip. dealers, total | 135 | 107 | 17,628 | 17,084 | 2,429 | 44,576 | 42,383 | 799 | 720 | 120 |
| Farm equipment dealers | 8 | 6 | 744 | (D) | 77 | 1,456 | 1,438 | 19 | 18 | 7 |
| Lumber, building materials dealers | 33 | 29 | 8,978 | 8,898 | 1,345 | 23,619 | 22,208 | 446 | 399 | 25 |
| Plumbing, paint, electrical stores | 25 | 19 | 2,227 | (D) | 358 | 6,817 | 6,788 | 99 | 96 | 16 |
| Hardware stores | 69 | 53 | 5,679 | 5,325 | 649 | 12,684 | 11,949 | 235 | 207 | 72 |
| Drug stores, proprietary stores, total | 156 | 130 | 11,340 | 10,874 | 1,529 | 29,555 | 28,356 | 762 | 689 | 164 |
| Drug stores | (NA) | 110 | (NA) | 10,264 | 1,466 | 28,351 | 27,249 | 712 | 646 | (NA) |
| Proprietary stores | (NA) | 20 | (NA) | 610 | 63 | 1,202 | 1,107 | 50 | 43 | (NA) |
| Other retail stores, total | 401 | 269 | 36,695 | 35,279 | 4,005 | 87,823 | 84,493 | 1,576 | 1,458 | 387 |
| Liquor stores | 22 | 18 | 11,671 | 11,523 | 342 | 7,767 | 7,749 | 136 | 134 | 12 |
| Fuel, ice dealers | 50 | 26 | 2,885 | 2,611 | 363 | 6,607 | 6,363 | 155 | 136 | 56 |
| Feed, farm, garden supply stores | 23 | 17 | 3,348 | 3,296 | 211 | 3,827 | 3,812 | 73 | 72 | 18 |
| Jewelry stores | 54 | 46 | 7,131 | 7,005 | 1,320 | 32,582 | 31,679 | 427 | 405 | 40 |
| Book, stationery stores | 12 | 8 | (D) | (D) | (D) | (D) | (D) | (D) | (D) | (D) |
| Sporting goods, bicycle stores | 15 | 13 | 972 | (D) | 127 | 2,369 | 2,299 | 45 | 43 | 16 |
| Florists | 54 | 36 | 1,688 | 1,562 | 242 | 6,053 | 4,651 | 143 | 101 | 60 |
| Cigar stores, stands | 1 | 1 | (D) | (D) | (D) | (D) | (D) | (D) | (D) | (D) |
| News dealers, newsstands | 3 | 3 | (D) | (D) | (D) | (D) | (D) | (D) | (D) | (D) |
| Gift, novelty, souvenir stores | 11 | 7 | 206 | (D) | (D) | (D) | (D) | (D) | (D) | (D) |
| Music stores | 16 | 12 | (D) | (D) | (D) | (D) | (D) | (D) | (D) | (D) |
| Camera, photographic supply stores | 4 | 4 | 210 | 210 | 22 | 431 | 410 | 11 | 9 | 3 |
| Other retail stores (except second-hand) | 38 | 36 | 2,486 | (D) | 388 | 7,304 | 6,938 | 161 | 148 | 42 |
| Second-hand stores | 48 | 42 | 2,824 | 2,728 | 392 | 8,630 | 8,393 | 179 | 167 | 56 |
| Nonstore retailers, total | 213 | 33 | 8,779 | 6,543 | 1,450 | 28,106 | 27,661 | 536 | 524 | 207 |
| Mail order houses | 4 | 2 | (D) | (D) | (D) | (D) | (D) | (D) | (D) | (D) |
| Direct selling (house-to-house) organizations | 185 | 21 | 6,383 | 4,579 | 1,252 | 24,632 | 24,187 | 476 | 464 | 183 |
| Merchandise vending machine operators | 24 | 10 | (D) | (D) | (D) | (D) | (D) | (D) | (D) | (D) |

Standard Notes: (D) Withheld to avoid disclosure. (NA) Not available. n.e.c. Not elsewhere classified. XXX Not applicable. (Z) Less than \$500. ... Represents zero.
¹ Group totals may include data for establishments without payroll which could not be classified by detailed kind of business.

Table 105. RETAIL TRADE: 1954 — CITIES WITH 500 ESTABLISHMENTS OR MORE—Continued

Establishments, Sales, Payroll, and Personnel, by Kind of Business

| City and kind of business | Establishments | | Sales | | Payroll, entire year (\$1,000) | Payroll, workweek ended nearest Nov. 15 | | Paid employees, workweek ended nearest Nov. 15 | | Proprietors (unincorporated businesses only) ¹ (Number) |
|--|--------------------------------|--------------------------|---|--|-----------------------------------|---|----------------------------|--|---------------------------|---|
| | Total ¹ (Number) | With payroll (Number) | Total, all establishments ¹ (\$1,000) | Establishments with payroll (\$1,000) | | Total (Dollars) | Full workweek (Dollars) | Total (Number) | Full workweek (Number) | |
| GADSDEN | | | | | | | | | | |
| Retail trade, total..... | 631 | 403 | 57,453 | 52,487 | 5,918 | 114,339 | 108,167 | 2,601 | 2,246 | 623 |
| Food stores, total..... | 207 | 77 | 14,917 | 11,435 | 637 | 12,235 | 11,102 | 303 | 232 | 220 |
| Grocery stores..... | 194 | 70 | 14,434 | 11,110 | 616 | 11,770 | 10,637 | 290 | 219 | 207 |
| Meat markets, fish (seafood) markets..... | 2 | 2 | (D) | (D) | (D) | (D) | (D) | (D) | (D) | (D) |
| Fruit stores, vegetable markets..... | 8 | 2 | 202 | (D) | (D) | (D) | (D) | (D) | (D) | (D) |
| Candy, nut, confectionery stores..... | ••• | ••• | ••• | ••• | ••• | ••• | ••• | ••• | ••• | ••• |
| Other food stores..... | 3 | 3 | (D) | (D) | (D) | (D) | (D) | (D) | (D) | (D) |
| Eating, drinking places, total..... | 73 | 43 | 2,063 | 1,663 | 382 | 8,067 | 7,578 | 263 | 241 | 82 |
| Eating places..... | 69 | 41 | (D) | (D) | (D) | (D) | (D) | (D) | (D) | (D) |
| Drinking places..... | 4 | 2 | (D) | (D) | (D) | (D) | (D) | (D) | (D) | (D) |
| General merchandise group, total..... | 29 | 21 | 8,091 | 8,003 | 1,169 | 20,600 | 19,020 | 552 | 421 | 19 |
| General merchandise group (except variety)..... | 19 | 13 | 6,253 | 6,211 | 877 | 15,021 | 13,986 | 341 | 278 | 14 |
| Variety stores..... | 8 | 8 | 1,792 | 1,792 | 292 | 5,579 | 5,034 | 211 | 143 | 3 |
| Apparel, accessories stores, total..... | 56 | 56 | 4,783 | 4,757 | 600 | 10,801 | 10,103 | 314 | 255 | 35 |
| Shoe stores..... | 15 | 15 | 1,079 | 1,053 | 142 | 2,377 | 2,176 | 66 | 48 | 9 |
| Men's, boys' clothing and furnishings stores..... | 7 | 7 | 539 | 539 | 65 | 1,076 | 1,051 | 26 | 22 | 6 |
| Family clothing stores..... | 16 | 16 | (D) | (D) | (D) | (D) | (D) | (D) | (D) | (D) |
| Women's clothing, specialty stores..... | 16 | 16 | (D) | (D) | (D) | (D) | (D) | (D) | (D) | (D) |
| Ready-to-wear stores..... | 12 | 12 | (D) | (D) | (D) | (D) | (D) | (D) | (D) | (D) |
| Other clothing, specialty stores..... | 4 | 4 | 69 | 69 | 75 | 368 | 234 | 12 | 6 | ••• |
| Other apparel stores..... | 2 | 2 | (D) | (D) | (D) | (D) | (D) | (D) | (D) | (D) |
| Furniture, home furnishings, appliance dealers, total..... | 43 | 41 | 3,862 | (D) | 570 | 10,190 | 9,879 | 205 | 196 | 39 |
| Furniture, home furnishings stores, antique stores..... | 25 | 25 | 2,361 | 2,361 | 348 | 6,609 | 6,316 | 132 | 124 | 26 |
| Household appliance, radio, TV stores..... | 18 | 16 | 1,501 | (D) | 222 | 3,581 | 3,563 | 73 | 72 | 13 |
| Automotive group..... | 43 | 33 | 12,419 | 2,153 | 1,217 | 24,417 | 24,109 | 389 | 378 | 39 |
| Gasoline service stations..... | 54 | 40 | 3,101 | 2,837 | 230 | 5,180 | 5,051 | 119 | 111 | 61 |
| Lumber, bldg. mats., hardware, farm equip. dealers, total..... | 22 | 22 | 3,217 | 3,217 | 478 | 9,414 | 8,310 | 160 | 134 | 23 |
| Farm equipment dealers..... | 6 | 6 | 786 | 786 | 92 | 1,496 | 1,464 | 30 | 29 | 5 |
| Lumber, building materials, supplies, equipment dealers..... | 8 | 8 | 1,566 | 1,566 | 335 | 6,722 | 5,870 | 108 | 85 | 10 |
| Hardware stores..... | 8 | 8 | 865 | 865 | 51 | 1,196 | 976 | 22 | 20 | 8 |
| Drug stores, proprietary stores, total..... | 24 | 22 | 1,667 | (D) | (D) | (D) | (D) | (D) | (D) | (D) |
| Drug stores..... | (NA) | 20 | (NA) | 1,576 | 183 | 4,058 | 3,992 | 109 | 104 | (NA) |
| Proprietary stores..... | (NA) | 2 | (NA) | (D) | (D) | (D) | (D) | (D) | (D) | (NA) |
| Other retail stores, total..... | 64 | 46 | 2,989 | 2,817 | 408 | 8,579 | 8,225 | 172 | 159 | 59 |
| Liquor stores..... | ••• | ••• | ••• | ••• | ••• | ••• | ••• | ••• | ••• | ••• |
| Fuel, ice dealers..... | 8 | 6 | (D) | (D) | (D) | (D) | (D) | (D) | (D) | (D) |
| Feed, farm, garden supply stores..... | 4 | 4 | (D) | (D) | (D) | (D) | (D) | (D) | (D) | (D) |
| Jewelry stores..... | 12 | 8 | (D) | (D) | (D) | (D) | (D) | (D) | (D) | (D) |
| Book, stationery stores..... | 3 | 3 | 198 | 198 | 24 | 490 | 457 | 16 | 12 | 4 |
| Other retail stores (except second-hand)..... | 24 | 18 | 974 | 922 | 140 | 2,780 | 2,637 | 59 | 55 | 22 |
| Second-hand stores..... | 9 | 7 | (D) | 157 | 23 | 345 | 345 | 8 | 8 | (D) |
| Nonstore retailers..... | 16 | 2 | 344 | (D) | (D) | (D) | (D) | (D) | (D) | (D) |
| MOBILE | | | | | | | | | | |
| Retail trade, total..... | 1,381 | 979 | 182,694 | 175,578 | 19,780 | 378,640 | 361,392 | 9,078 | 7,988 | 1,283 |
| Food stores, total..... | 319 | 185 | 39,939 | 36,747 | 2,192 | 41,441 | 39,522 | 1,193 | 1,055 | 313 |
| Grocery stores..... | 260 | 150 | 37,855 | 34,977 | 2,002 | 37,184 | 35,667 | 1,063 | 943 | 254 |
| Meat markets, fish (seafood) markets..... | 19 | 9 | 273 | 179 | 16 | 413 | 334 | 19 | 13 | 20 |
| Fruit stores, vegetable markets..... | 13 | 1 | (D) | (D) | (D) | (D) | (D) | (D) | (D) | (D) |
| Candy, nut, confectionery stores..... | 6 | 6 | (D) | (D) | (D) | (D) | (D) | (D) | (D) | (D) |
| Other food stores..... | 21 | 19 | 1,407 | (D) | 155 | 3,583 | 3,292 | 130 | 91 | 22 |
| Eating, drinking places, total..... | 276 | 198 | 11,251 | 10,313 | 2,075 | 41,948 | 40,882 | 1,512 | 1,420 | 287 |
| Eating places..... | 166 | 118 | 8,055 | 7,499 | 1,733 | 34,345 | 33,466 | 1,223 | 1,144 | 171 |
| Drinking places..... | 110 | 80 | 3,196 | 2,814 | 342 | 7,603 | 7,416 | 289 | 276 | 116 |
| General merchandise group, total..... | 34 | 28 | 23,575 | 3,453 | 3,582 | 67,012 | 60,714 | 1,738 | 1,315 | 29 |
| General merchandise group (except variety)..... | 24 | 20 | 17,899 | 1,845 | 2,784 | 50,642 | 47,534 | 1,116 | 936 | 21 |
| Variety stores..... | 8 | 8 | 5,608 | 5,608 | 798 | 16,370 | 13,175 | 622 | 379 | 4 |
| Apparel, accessories stores, total..... | 124 | 112 | 15,006 | 15,742 | 1,949 | 35,871 | 33,744 | 943 | 816 | 89 |
| Shoe stores..... | 26 | 24 | 3,196 | (D) | 408 | 7,406 | 6,841 | 154 | 110 | 7 |
| Men's, boys' clothing and furnishings stores..... | (NA) | 23 | (NA) | 3,405 | 383 | 6,508 | 6,337 | 153 | 141 | (NA) |
| Family clothing stores..... | (NA) | 20 | (NA) | 3,806 | 481 | 9,816 | 9,114 | 270 | 222 | (NA) |
| Women's clothing, specialty stores..... | 45 | 41 | 5,213 | 5,167 | 604 | 11,829 | 11,140 | 356 | 306 | 27 |
| Ready-to-wear stores..... | (NA) | 26 | (NA) | 4,487 | 504 | 9,818 | 9,266 | 309 | 266 | (NA) |
| Other clothing, specialty stores..... | (NA) | 15 | (NA) | 680 | 100 | 2,011 | 1,874 | 47 | 40 | (NA) |
| Other apparel stores..... | 4 | 4 | (D) | (D) | 73 | 312 | 312 | 10 | 37 | 4 |
| Furniture, home furnishings, appliance dealers, total..... | 86 | 74 | 11,178 | 11,060 | 1,641 | 32,901 | 32,098 | 621 | 593 | 78 |
| Furniture, home furnishings stores, antique stores..... | 52 | 42 | 6,768 | (D) | 1,028 | 21,410 | 20,802 | 396 | 377 | 46 |
| Household appliance, radio, TV stores..... | 34 | 32 | 4,410 | (D) | 613 | 11,491 | 11,296 | 225 | 216 | 32 |
| Automotive group..... | 70 | 60 | 37,154 | 36,990 | 3,499 | 64,640 | 64,195 | 875 | 855 | 55 |
| Gasoline service stations..... | 125 | 101 | 8,111 | 7,621 | 764 | 15,184 | 14,434 | 350 | 306 | 120 |
| Lumber, bldg. mats., hardware, farm equip. dealers, total..... | 47 | 35 | 9,941 | 9,701 | 1,201 | 22,503 | 21,557 | 409 | 383 | 43 |
| Farm equipment dealers..... | 2 | 2 | (D) | (D) | (D) | (D) | (D) | (D) | (D) | (D) |
| Lumber, building materials, supplies, equipment dealers..... | 24 | 18 | 7,238 | 7,080 | 922 | 16,989 | 16,457 | 290 | 274 | 15 |
| Hardware stores..... | 21 | 15 | (D) | (D) | (D) | (D) | (D) | (D) | (D) | (D) |

Standard Notes: (D) Withheld to avoid disclosure. (NA) Not available. n.e.c. Not elsewhere classified. XXX Not applicable. (Z) Less than \$500. ... Represents zero.

¹ Group totals may include data for establishments without payroll which could not be classified by detailed kind of business.

Table 105. RETAIL TRADE: 1954 — CITIES WITH 500 ESTABLISHMENTS OR MORE—Continued

Establishments, Sales, Payroll, and Personnel, by Kind of Business

| City and kind of business | Establishments | | Sales | | Payroll, entire year (\$1,000) | Payroll, workweek ended nearest Nov. 15 | | Paid employees, workweek ended nearest Nov. 15 | | Proprietors (unincorporated businesses only) ¹ (Number) |
|--|--------------------------------|--------------------------|---|--|-----------------------------------|---|----------------------------|--|---------------------------|---|
| | Total ¹ (Number) | With payroll (Number) | Total, all establishments ¹ (\$1,000) | Establishments with payroll (\$1,000) | | Total (Dollars) | Full workweek (Dollars) | Total (Number) | Full workweek (Number) | |
| MOBILE-- Con. | | | | | | | | | | |
| Drug stores, proprietary stores, total | 66 | 60 | 8,867 | 8,673 | 1,103 | 20,292 | 18,397 | 725 | 581 | 45 |
| Drug stores | (NA) | 53 | (NA) | (D) | (D) | (D) | (D) | (D) | (D) | (NA) |
| Proprietary stores | (NA) | 7 | (NA) | (D) | (D) | (D) | (D) | (D) | (D) | (NA) |
| Other retail stores, total | 172 | 116 | 15,428 | 14,490 | 1,619 | 34,177 | 33,215 | 653 | 608 | 161 |
| Liquor stores | 10 | 6 | (D) | (D) | (D) | (D) | (D) | (D) | (D) | (D) |
| Fuel, ice dealers | 13 | 7 | 1,153 | 1,091 | 173 | 5,135 | 5,070 | 92 | 85 | 12 |
| Feed, farm, garden supply stores | 10 | 8 | (D) | (D) | (D) | (D) | (D) | (D) | (D) | (D) |
| Jewelry stores | 22 | 20 | 3,053 | (D) | 493 | 9,874 | 9,590 | 163 | 153 | 19 |
| Book, stationery stores | 9 | 7 | 827 | (D) | 157 | 2,692 | 2,692 | 45 | 45 | 5 |
| Other retail stores (except second-hand) | 66 | 52 | 2,820 | 2,636 | 450 | 8,606 | 8,115 | 192 | 171 | 64 |
| Second-hand stores | 20 | 16 | 721 | 697 | 121 | 3,142 | 3,030 | 79 | 73 | 25 |
| Nonstore retailers | 62 | 10 | 1,344 | 788 | 155 | 2,671 | 2,634 | 59 | 56 | 63 |
| MONTGOMERY | | | | | | | | | | |
| Retail trade, total | 1,101 | 791 | 148,250 | 142,670 | 15,959 | 316,010 | 302,658 | 7,499 | 6,629 | 1,041 |
| Food stores, total | 293 | 155 | 28,406 | 25,844 | 1,718 | 32,023 | 29,124 | 840 | 678 | 292 |
| Grocery stores | 263 | 139 | 26,543 | 24,255 | 1,522 | 27,907 | 25,248 | 732 | 582 | 258 |
| Meat markets, fish (seafood) markets | 4 | 2 | (D) | (D) | (D) | (D) | (D) | (D) | (D) | (D) |
| Fruit stores, vegetable markets | 5 | 1 | (D) | (D) | (D) | (D) | (D) | (D) | (D) | (D) |
| Candy, nut, confectionery stores | 4 | ** | 154 | (D) | (D) | (D) | (D) | (D) | (D) | (D) |
| Other food stores | 16 | 12 | 950 | (D) | 99 | 2,697 | 2,572 | 69 | 64 | 19 |
| Eating, drinking places, total | 159 | 137 | 8,012 | 7,696 | 1,398 | 27,427 | 26,333 | 1,164 | 1,057 | 177 |
| Eating places | 131 | 111 | 7,169 | (D) | (D) | (D) | (D) | (D) | (D) | (D) |
| Drinking places | 28 | 26 | 843 | (D) | (D) | (D) | (D) | (D) | (D) | (D) |
| General merchandise group, total | 28 | 20 | 19,466 | 19,352 | 2,670 | 57,748 | 53,072 | 1,604 | 1,260 | 17 |
| General merchandise group (except variety) | 15 | 11 | 15,607 | 15,547 | 2,015 | 44,338 | 41,307 | 1,035 | 858 | 7 |
| Variety stores | 13 | 9 | 3,859 | 3,805 | 655 | 13,410 | 11,765 | 569 | 402 | 10 |
| Apparel, accessories stores, total | 115 | 105 | (D) | (D) | (D) | (D) | (D) | (D) | (D) | (D) |
| Shoe stores | 30 | 26 | 2,563 | 2,495 | 339 | 6,919 | 6,162 | 155 | 113 | 22 |
| Men's, boys' clothing and furnishings stores | (NA) | 17 | (NA) | 2,562 | 362 | 5,850 | 5,685 | 122 | 109 | (NA) |
| Family clothing stores | (NA) | 15 | (NA) | 1,709 | 198 | 3,789 | 3,537 | 103 | 85 | (NA) |
| Women's clothing, specialty stores | 38 | 38 | (D) | (D) | (D) | (D) | (D) | (D) | (D) | (D) |
| Ready-to-wear stores | 24 | 24 | (D) | (D) | (D) | (D) | (D) | (D) | (D) | (D) |
| Other clothing, specialty stores | 14 | 14 | 637 | 785 | 84 | 1,757 | 1,621 | 54 | 38 | 4 |
| Other apparel stores | 13 | 9 | 867 | (D) | 93 | 1,981 | 1,912 | 55 | 50 | 16 |
| Furniture, home furnishings, appliance dealers, total | 64 | 56 | 8,251 | 8,035 | 1,181 | 23,993 | 23,916 | 439 | 435 | 67 |
| Furniture, home furnishings stores, antique stores | 40 | 38 | 5,375 | (D) | 775 | 14,757 | 14,742 | 284 | 283 | 41 |
| Household appliance, radio, TV stores | 24 | 18 | 2,876 | (D) | 406 | 9,236 | 9,174 | 155 | 152 | 26 |
| Automotive group | 69 | 47 | (D) | (D) | (D) | (D) | (D) | (D) | (D) | (D) |
| Gasoline service stations | 107 | 95 | 8,936 | 8,696 | 834 | 17,632 | 16,418 | 460 | 405 | 103 |
| Lumber, bldg. matls., hardware, farm equip. dealers, total | 31 | 29 | (D) | (D) | (D) | (D) | (D) | (D) | (D) | (D) |
| Farm equipment dealers | 4 | 4 | (D) | (D) | (D) | (D) | (D) | (D) | (D) | (D) |
| Lumber, building materials, supplies, equipment dealers | 21 | 19 | 6,060 | (D) | 467 | 10,076 | 9,816 | 183 | 171 | 14 |
| Hardware stores | 6 | 6 | 559 | 559 | 59 | 1,598 | 1,560 | 30 | 30 | 8 |
| Drug stores, proprietary stores, total | 49 | 45 | (D) | (D) | (D) | (D) | (D) | (D) | (D) | (D) |
| Drug stores | (NA) | 38 | (NA) | (D) | (D) | (D) | (D) | (D) | (D) | (NA) |
| Proprietary stores | (NA) | 7 | (NA) | 185 | 15 | 270 | 258 | 15 | 13 | (NA) |
| Other retail stores, total | 133 | 93 | 16,323 | 15,599 | 1,941 | 37,648 | 37,215 | 699 | 677 | 113 |
| Liquor stores | 8 | 6 | (D) | (D) | (D) | (D) | (D) | (D) | (D) | (D) |
| Fuel, ice dealers | 8 | 4 | 471 | (D) | (D) | (D) | (D) | (D) | (D) | (D) |
| Feed, farm, garden supply stores | 10 | 8 | (D) | (D) | (D) | (D) | (D) | (D) | (D) | (D) |
| Jewelry stores | 13 | 11 | 2,456 | (D) | 548 | 9,740 | 9,738 | 169 | 168 | 9 |
| Book, stationery stores | 6 | 4 | 248 | (D) | 48 | 732 | 732 | 15 | 15 | 6 |
| Other retail stores (except second-hand) | 59 | 47 | 4,424 | 3,946 | 787 | 16,913 | 16,600 | 304 | 292 | 52 |
| Second-hand stores | 13 | 13 | (D) | (D) | (D) | (D) | (D) | (D) | (D) | (D) |
| Nonstore retailers | 53 | 9 | 1,650 | (D) | (D) | (D) | (D) | (D) | (D) | (D) |

Standard Notes: (D) Withheld to avoid disclosure. (NA) Not available. n.e.c. Not elsewhere classified. XXX Not applicable. (Z) Less than \$500. ... Represents zero.
¹ Group totals may include data for establishments without payroll which could not be classified by detailed kind of business.

RETAIL TRADE—AREA STATISTICS

Table 105. RETAIL TRADE: 1954 — CITIES WITH 500 ESTABLISHMENTS OR MORE—Continued

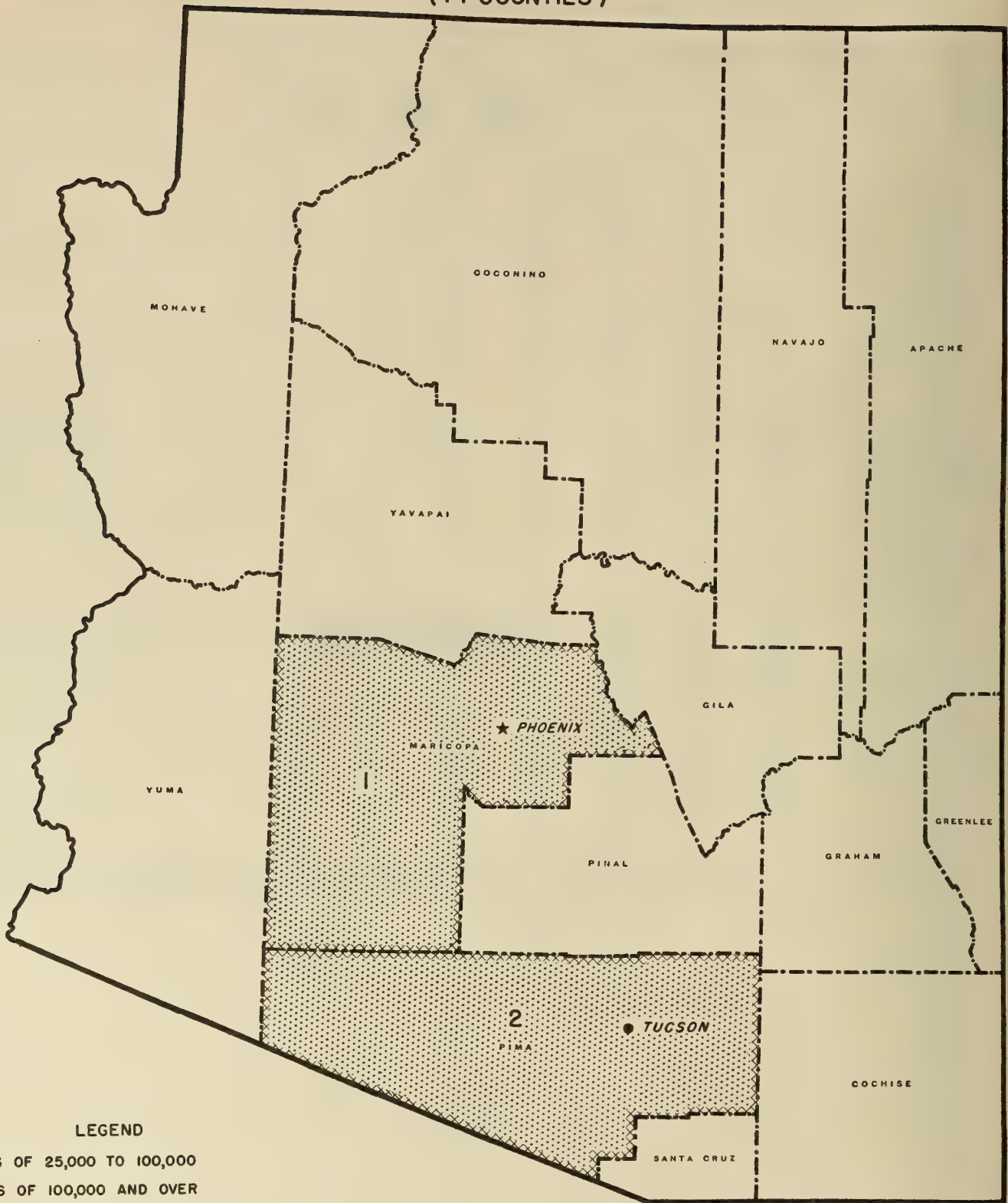
Establishments, Sales, Payroll, and Personnel, by Kind of Business

| City and kind of business | Establishments | | Sales | | Payroll, entire year (\$1,000) | Payroll, workweek ended nearest Nov. 15 | | Paid employees, workweek ended nearest Nov. 15 | | Proprietors (un- incorporated businesses only) ¹ (Number) |
|--|--------------------------------|-----------------------------|---|--|---|--|-------------------------------|--|------------------------------|--|
| | Total ¹ (Number) | With payroll (Number) | Total, all establish- ments ¹ (\$1,000) | Establish- ments with payroll (\$1,000) | | Total (Dollars) | Full workweek (Dollars) | Total (Number) | Full workweek (Number) | |
| TUSCALOOSA | | | | | | | | | | |
| Retail trade, total..... | 533 | 365 | 51,749 | 48,893 | 5,430 | 103,130 | 97,260 | 2,747 | 2,319 | 582 |
| Food stores, total..... | 126 | 70 | 11,443 | 10,191 | 616 | 11,375 | 10,304 | 342 | 260 | 139 |
| Grocery stores..... | 120 | 66 | 11,279 | 10,093 | 593 | 10,897 | 9,868 | 326 | 247 | 132 |
| Meat markets, fish (seafood) markets..... | ... | ... | ... | ... | ... | ... | ... | ... | ... | ... |
| Fruit stores, vegetable markets..... | 3 | 1 | (D) | (D) | (D) | (D) | (D) | (D) | (D) | (D) |
| Candy, nut, confectionery stores..... | ... | ... | ... | ... | ... | ... | ... | ... | ... | ... |
| Other food stores..... | 3 | 3 | (D) | (D) | (D) | (D) | (D) | (D) | (D) | (D) |
| Eating, drinking places, total..... | 57 | 37 | 2,279 | 1,847 | 392 | 8,523 | 8,291 | 359 | 335 | 65 |
| Eating places..... | 57 | 37 | (D) | (D) | (D) | (D) | (D) | (D) | (D) | (D) |
| Drinking places..... | ... | ... | (D) | (D) | (D) | (D) | (D) | (D) | (D) | (D) |
| General merchandise group, total..... | 17 | 15 | 4,524 | (D) | 647 | 13,352 | 11,071 | 436 | 301 | 9 |
| General merchandise group (except variety)..... | 10 | 10 | (D) | (D) | (D) | (D) | (D) | (D) | (D) | (D) |
| Variety stores..... | 7 | 5 | (D) | (D) | (D) | (D) | (D) | (D) | (D) | (D) |
| Apparel, accessories stores, total..... | 59 | 55 | 5,571 | (D) | (D) | (D) | (D) | (D) | (D) | (D) |
| Shoe stores..... | 16 | 16 | (D) | (D) | (D) | (D) | (D) | (D) | (D) | (D) |
| Men's, boys' clothing and furnishings stores..... | (NA) | 12 | (NA) | (D) | 172 | 3,060 | 2,785 | 80 | 62 | (NA) |
| Family clothing stores..... | (NA) | 5 | (NA) | 650 | 95 | 1,689 | 1,504 | 74 | 45 | (NA) |
| Women's clothing, specialty stores..... | 20 | 18 | 2,154 | (D) | 282 | 5,364 | 5,150 | 168 | 149 | 11 |
| Ready-to-wear stores..... | (NA) | 13 | (NA) | 1,955 | 260 | 4,972 | 4,787 | 157 | 140 | (NA) |
| Other clothing, specialty stores..... | (NA) | 5 | (NA) | (D) | 22 | 392 | 363 | 11 | 9 | (NA) |
| Other apparel stores..... | 4 | 4 | (D) | (D) | (D) | (D) | (D) | (D) | (D) | (D) |
| Furniture, home furnishings, appliance dealers, total..... | 34 | 30 | (D) | 3,337 | 435 | 8,533 | 8,440 | 155 | 151 | 39 |
| Furniture, home furnishings stores, antique stores..... | 17 | 17 | (D) | (D) | (D) | (D) | (D) | (D) | (D) | (D) |
| Household appliance, radio, TV stores..... | 17 | 13 | (D) | (D) | (D) | (D) | (D) | (D) | (D) | (D) |
| Automotive group..... | 35 | 23 | 9,933 | 9,755 | 1,043 | 20,341 | 20,166 | 321 | 312 | 42 |
| Gasoline service stations..... | 68 | 54 | 4,651 | 4,389 | 387 | 7,723 | 7,430 | 218 | 194 | 81 |
| Lumber, bldg. mats., hardware, farm equip. dealers, total..... | 13 | 13 | 2,994 | 2,994 | 470 | 7,593 | 7,394 | 147 | 137 | 11 |
| Farm equipment dealers..... | 3 | 3 | 272 | 272 | 27 | 318 | 318 | 6 | 6 | 4 |
| Lumber, building materials, supplies, equipment dealers..... | 5 | 5 | 1,181 | 1,181 | 193 | 3,494 | 3,352 | 64 | 59 | 5 |
| Hardware stores..... | 5 | 5 | 1,541 | 1,541 | 250 | 3,781 | 3,724 | 77 | 72 | 2 |
| Drug stores, proprietary stores, total..... | 22 | 22 | 2,174 | 2,174 | 263 | 5,790 | 5,335 | 179 | 139 | 27 |
| Drug stores..... | 19 | 19 | 1,983 | 1,983 | 241 | 5,274 | 5,022 | 144 | 125 | 24 |
| Proprietary stores..... | 3 | 3 | 191 | 191 | 22 | 516 | 313 | 35 | 14 | 3 |
| Other retail stores, total..... | 81 | 45 | 4,541 | 4,151 | 461 | 6,932 | 6,771 | 183 | 167 | 95 |
| Liquor stores..... | ... | ... | (D) | (D) | (D) | (D) | (D) | (D) | (D) | (D) |
| Fuel, ice dealers..... | 3 | 3 | (D) | (D) | (D) | (D) | (D) | (D) | (D) | (D) |
| Feed, farm, garden supply stores..... | 5 | 5 | 876 | 876 | 41 | 823 | 823 | 21 | 21 | 4 |
| Jewelry stores..... | 12 | 10 | (D) | 815 | 113 | 2,499 | 2,436 | 62 | 56 | (D) |
| Book, stationery stores..... | 8 | 6 | 646 | (D) | 55 | 1,039 | 1,005 | 34 | 28 | 12 |
| Other retail stores (except second-hand)..... | 32 | 14 | 681 | 521 | 81 | 1,513 | 1,449 | 42 | 38 | 34 |
| Second-hand stores..... | 13 | 7 | (D) | (D) | (D) | (D) | (D) | (D) | (D) | (D) |
| Nonstore retailers..... | 21 | 1 | (D) | (D) | (D) | (D) | (D) | (D) | (D) | (D) |

Standard Notes: (D) Withheld to avoid disclosure. (NA) Not available. n.e.c. Not elsewhere classified. XXX Not applicable. (Z) Less than \$500. ... Represents zero.
¹ Group totals may include data for establishments without payroll which could not be classified by detailed kind of business.

ARIZONA

ARIZONA
(14 COUNTIES)



LEGEND

● PLACES OF 25,000 TO 100,000

★ PLACES OF 100,000 AND OVER

 STANDARD METROPOLITAN AREA

STANDARD METROPOLITAN AREA

CODE

1 PHOENIX

2 TUCSON

CONTENTS

| <u>Table</u> | <u>Page</u> |
|--|-------------|
| 101. Retail Trade: 1954 - The State..... | 3-4 |
| 101A. Retail Trade: 1954 and 1948 - The State..... | 3-5 |
| 102. Retail Trade: 1954 - Counties; Cities of 2,500 Inhabitants or More..... | 3-6 |
| 102A. Retail Trade: 1948 - Counties; Cities of 2,500 Inhabitants or More..... | 3-8 |
| 103. Retail Trade: 1954 - Standard Metropolitan Areas..... | 3-9 |
| 103A. Retail Trade: 1948 - Standard Metropolitan Areas..... | 3-11 |
| 104. Retail Trade: 1954 - Counties With 500 Establishments or More.... | 3-12 |
| 105. Retail Trade: 1954 - Cities With 500 Establishments or More..... | 3-13 |

RETAIL TRADE—AREA STATISTICS

Table 101. RETAIL TRADE: 1954 — THE STATE

Establishments, Sales, Payroll, and Personnel, by Kind of Business

| Kind of business | Establishments | | Sales | | Payroll, entire year (\$1,000) | Payroll, workweek ended nearest Nov. 15 | | Paid employees, workweek ended nearest Nov. 15 | | Proprietors (unincorporated businesses only) ¹ (Number) |
|--|--------------------------------|--------------------------|---|--|-----------------------------------|---|----------------------------|--|---------------------------|---|
| | Total ¹ (Number) | With payroll (Number) | Total, all establishments ¹ (\$1,000) | Establishments with payroll (\$1,000) | | Total (Dollars) | Full workweek (Dollars) | Total (Number) | Full workweek (Number) | |
| Retail trade, total | 9,728 | 6,396 | 1,001,004 | 935,990 | 106,828 | 2,149,824 | 2,013,683 | 39,889 | 33,699 | 10,164 |
| Food Stores | | | | | | | | | | |
| Total..... | 1,659 | 867 | 230,110 | 208,442 | 13,636 | 284,759 | 256,008 | 5,343 | 4,004 | 1,810 |
| Grocery stores..... | 1,379 | 737 | 219,214 | 200,272 | 12,524 | 258,798 | 231,813 | 4,745 | 3,518 | 1,499 |
| Meat markets..... | 42 | 28 | 3,647 | 3,173 | 208 | 4,142 | 3,808 | 72 | 57 | 57 |
| Fish (seafood) markets..... | 6 | 2 | 112 | (D) | (D) | (D) | (D) | (D) | (D) | (D) |
| Fruit stores, vegetable markets..... | 67 | 7 | 1,335 | 465 | 46 | 1,316 | 1,181 | 25 | 21 | 74 |
| Candy, nut, confectionery stores..... | 21 | 11 | 822 | 722 | 145 | 3,822 | 3,219 | 144 | 94 | 22 |
| Bakery products stores..... | 82 | 56 | 3,040 | 2,486 | 583 | 13,532 | 12,934 | 293 | 257 | 89 |
| Bakeries, with baking on premises..... | (NA) | 48 | (NA) | 1,901 | 480 | 10,243 | 9,728 | 223 | 191 | (NA) |
| Bakeries, without baking on premises..... | (NA) | 8 | (NA) | 585 | 103 | 3,289 | 3,206 | 70 | 66 | (NA) |
| Delicatessen stores..... | 6 | 4 | 786 | (D) | (D) | (D) | (D) | (D) | (D) | (D) |
| Food stores, n.e.c..... | 48 | 22 | 1,448 | 1,008 | 97 | 2,503 | 2,463 | 46 | 42 | 53 |
| Eating, Drinking Places | | | | | | | | | | |
| Total..... | 2,159 | 1,591 | 79,267 | 71,681 | 15,618 | 325,371 | 295,711 | 7,837 | 6,509 | 2,617 |
| Eating places (except refreshment stands)..... | 1,260 | 908 | 46,247 | 42,447 | 10,984 | 230,765 | 213,105 | 5,767 | 4,942 | 1,513 |
| Restaurants, cafeterias..... | (NA) | 899 | (NA) | 42,230 | 10,911 | 229,630 | 212,033 | 5,739 | 4,919 | (NA) |
| Caterers..... | (NA) | 6 | (NA) | (D) | (D) | (D) | (D) | (D) | (D) | (NA) |
| In-plant food contractors..... | (NA) | 3 | (NA) | (D) | (D) | (D) | (D) | (D) | (D) | (NA) |
| Refreshment stands..... | 169 | 115 | 3,241 | 2,571 | 333 | 7,048 | 5,570 | 234 | 152 | 195 |
| Drinking places..... | 728 | 568 | 29,763 | 26,663 | 4,301 | 87,558 | 77,036 | 1,836 | 1,415 | 905 |
| General Merchandise Group | | | | | | | | | | |
| Total..... | 460 | 348 | 109,402 | 106,772 | 14,000 | 255,537 | 234,511 | 6,125 | 4,812 | 406 |
| Department stores..... | 8 | 8 | 35,589 | 35,589 | 5,605 | 93,547 | 86,927 | 2,007 | 1,649 | ... |
| Dry goods, general merchandise stores..... | 183 | 151 | 46,703 | 45,897 | 5,125 | 99,057 | 91,283 | 2,216 | 1,775 | 167 |
| General stores..... | 96 | 64 | 8,517 | 7,521 | 558 | 11,123 | 10,257 | 239 | 199 | 111 |
| Variety stores..... | 169 | 125 | 18,883 | 17,765 | 2,712 | 51,810 | 46,044 | 1,663 | 1,189 | 124 |
| Apparel, Accessories Stores | | | | | | | | | | |
| Total..... | 553 | 451 | 52,240 | 50,622 | 6,790 | 129,798 | 123,715 | 2,678 | 2,311 | 475 |
| Shoe stores..... | 104 | 90 | 8,423 | 8,123 | 1,014 | 17,652 | 16,029 | 338 | 237 | 55 |
| Men's shoe stores..... | (NA) | 11 | (NA) | (D) | (D) | (D) | (D) | (D) | (D) | (NA) |
| Women's shoe stores..... | (NA) | 11 | (NA) | 1,498 | 199 | 3,297 | 3,018 | 64 | 43 | (NA) |
| Children's, juveniles' shoe stores..... | (NA) | 1 | (NA) | (D) | (D) | (D) | (D) | (D) | (D) | (NA) |
| Family shoe stores..... | (NA) | 67 | (NA) | 5,637 | 723 | 12,655 | 11,401 | 248 | 173 | (NA) |
| Men's, boys' clothing and furnishings stores..... | (NA) | 72 | (NA) | 7,537 | 1,053 | 19,032 | 17,989 | 316 | 273 | (NA) |
| Men's, boys' clothing stores..... | (NA) | 53 | (NA) | 5,947 | 875 | 16,302 | 15,340 | 259 | 222 | (NA) |
| Men's, boys' furnishings stores..... | (NA) | 19 | (NA) | 1,590 | 178 | 2,730 | 2,649 | 57 | 51 | (NA) |
| Family clothing stores..... | (NA) | 72 | (NA) | (D) | 2,054 | 38,530 | 37,368 | 822 | 741 | (NA) |
| Women's clothing, specialty stores..... | 221 | 177 | 20,168 | 19,500 | 2,482 | 50,628 | 48,603 | 1,108 | 975 | 203 |
| Ready-to-wear stores..... | (NA) | 153 | (NA) | 18,427 | 2,334 | 47,990 | 46,170 | 1,040 | 920 | (NA) |
| Millinery stores..... | (NA) | 7 | (NA) | 423 | 70 | 1,129 | 1,051 | 27 | 23 | (NA) |
| Clothing, specialty stores, n.e.c..... | (NA) | 17 | (NA) | 650 | 78 | 1,509 | 1,382 | 41 | 32 | (NA) |
| Children's, infants' wear stores..... | 35 | 21 | 1,274 | 1,128 | 86 | 2,046 | 1,959 | 56 | 51 | 34 |
| Apparel stores, n.e.c..... | 21 | 19 | 744 | (D) | 101 | 1,910 | 1,767 | 38 | 34 | 25 |
| Furniture, Home Furnishings, Appliance Dealers | | | | | | | | | | |
| Total..... | 560 | 394 | 52,536 | 49,648 | 7,207 | 146,927 | 141,228 | 2,327 | 2,123 | 535 |
| Furniture, home furnishings stores..... | 291 | 229 | 36,162 | 35,122 | 4,971 | 103,230 | 99,373 | 1,640 | 1,518 | 278 |
| Furniture stores..... | (NA) | 164 | (NA) | 30,480 | 4,338 | 87,946 | 84,959 | 1,394 | 1,291 | (NA) |
| Floor covering stores..... | (NA) | 14 | (NA) | 2,191 | 250 | 6,090 | 5,830 | 74 | 76 | (NA) |
| Home furnishings stores, n.e.c., antique stores..... | (NA) | 51 | (NA) | 2,451 | 383 | 9,194 | 8,584 | 172 | 151 | (NA) |
| Household appliance, radio, TV stores..... | 265 | 165 | 16,314 | 14,526 | 2,236 | 43,697 | 41,855 | 687 | 605 | 253 |
| Household appliance stores..... | (NA) | 73 | (NA) | 5,023 | 787 | 14,535 | 13,663 | 237 | 196 | (NA) |
| Appliance, radio, TV stores..... | (NA) | 50 | (NA) | 6,420 | 860 | 17,934 | 17,255 | 279 | 252 | (NA) |
| Radio, TV stores..... | (NA) | 42 | (NA) | 3,083 | 589 | 11,228 | 10,937 | 171 | 157 | (NA) |
| Automotive Group | | | | | | | | | | |
| Total..... | 574 | 410 | 168,416 | 164,706 | 16,919 | 336,751 | 329,434 | 4,178 | 4,011 | 514 |
| Passenger car dealers (franchised)..... | 200 | 190 | 125,334 | 124,704 | 13,575 | 273,771 | 268,435 | 3,289 | 3,189 | 157 |
| Passenger car dealers (nonfranchised)..... | 159 | 103 | 23,346 | 21,566 | 1,146 | 20,395 | 19,772 | 279 | 253 | 175 |
| Tire, battery, accessory dealers..... | 114 | 78 | 12,252 | 11,588 | 1,725 | 33,725 | 32,715 | 469 | 437 | 111 |
| Motorcycle, aircraft, boat dealers..... | 23 | 11 | (D) | (D) | (D) | (D) | (D) | (D) | (D) | (D) |
| Household trailer dealers..... | 35 | 27 | 6,219 | 5,791 | 323 | 6,602 | 6,372 | 99 | 96 | 40 |
| Automotive dealers, n.e.c..... | 1 | 1 | (D) | (D) | (D) | (D) | (D) | (D) | (D) | (D) |
| Gasoline Service Stations | | | | | | | | | | |
| Total..... | 1,315 | 893 | 89,885 | 79,997 | 7,896 | 163,743 | 153,427 | 2,996 | 2,572 | 1,425 |
| Lumber, Bldg. Mats., Hardware, Farm Equipment Dealers | | | | | | | | | | |
| Total..... | 481 | 363 | 98,962 | 96,670 | 11,043 | 230,001 | 219,575 | 3,262 | 3,005 | 373 |
| Farm equipment dealers..... | 60 | 52 | 14,894 | 14,724 | 1,999 | 39,989 | 39,361 | 542 | 527 | 37 |
| Lumber, building materials dealers..... | 215 | 171 | 66,733 | 65,701 | 6,947 | 147,332 | 138,732 | 2,056 | 1,877 | 147 |
| Paint, glass, wallpaper stores..... | 47 | 27 | 2,861 | 2,609 | 344 | 6,843 | 6,797 | 95 | 92 | 46 |
| Plumbing, electrical supply stores..... | 34 | 20 | 1,660 | 1,428 | 240 | 4,947 | 4,899 | 60 | 57 | 30 |
| Hardware stores..... | 123 | 93 | 12,796 | 12,208 | 1,513 | 30,890 | 29,786 | 509 | 452 | 111 |
| Drug Stores, Proprietary Stores | | | | | | | | | | |
| Total..... | 330 | 292 | 35,183 | 34,553 | 4,761 | 102,187 | 91,951 | 2,212 | 1,709 | 296 |
| Drug stores..... | (NA) | 275 | (NA) | 33,978 | 4,705 | 100,984 | 90,825 | 2,184 | 1,684 | (NA) |
| Proprietary stores..... | (NA) | 17 | (NA) | 575 | 56 | 1,203 | 1,126 | 28 | 25 | (NA) |
| Other Retail Stores | | | | | | | | | | |
| Total..... | 1,324 | 728 | 76,119 | 66,903 | 7,992 | 151,762 | 145,569 | 2,608 | 2,338 | 1,349 |
| Liquor stores..... | 147 | 123 | 11,583 | 10,249 | 649 | 12,359 | 11,172 | 238 | 190 | 165 |
| Fuel, ice dealers..... | 72 | 36 | 9,474 | 9,122 | 1,349 | 24,112 | 23,949 | 345 | 335 | 56 |
| Fuel dealers (coal, wood)..... | (NA) | 4 | (NA) | (D) | (D) | (D) | (D) | (D) | (D) | (NA) |
| Liquefied petroleum gas dealers..... | (NA) | 22 | (NA) | 8,694 | 1,301 | 23,428 | 23,360 | 327 | 325 | (NA) |
| Fuel oil dealers..... | (NA) | 1 | (NA) | (D) | (D) | (D) | (D) | (D) | (D) | (NA) |
| Ice dealers..... | (NA) | 9 | (NA) | 340 | 33 | 373 | 336 | 9 | 6 | (NA) |
| Hay, grain, feed stores..... | 58 | 42 | 12,052 | 11,486 | 788 | 13,750 | 13,480 | 250 | 236 | 47 |
| Farm, garden supply stores..... | 47 | 31 | 5,665 | 5,383 | 681 | 13,010 | 12,396 | 183 | 163 | 39 |

Standard Notes: (D) Withheld to avoid disclosure. (NA) Not available. n.e.c. Not elsewhere classified. XXX Not applicable. (Z) Less than \$500. ... Represents zero.

¹ Group totals may include data for establishments without payroll which could not be classified by detailed kind of business.

Table 101. RETAIL TRADE: 1954 — THE STATE — Continued
Establishments, Sales, Payroll, and Personnel, by Kind of Business

| Kind of business | Establishments | | Sales | | Payroll, entire year (\$1,000) | Payroll, workweek ended nearest Nov. 15 | | Paid employees, workweek ended nearest Nov. 15 | | Proprietors (unincorporated businesses only) ¹ (Number) |
|--|--------------------------------|--------------------------|---|--|-----------------------------------|---|----------------------------|--|---------------------------|---|
| | Total ¹ (Number) | With payroll (Number) | Total, all establishments ¹ (\$1,000) | Establishments with payroll (\$1,000) | | Total (Dollars) | Full workweek (Dollars) | Total (Number) | Full workweek (Number) | |
| Other Retail Stores—Con. | | | | | | | | | | |
| Jewelry stores..... | 169 | 97 | 8,517 | 7,659 | 1,152 | 22,565 | 21,819 | 378 | 343 | 178 |
| Book stores..... | 13 | 9 | 724 | 648 | 79 | 1,789 | 1,661 | 33 | 30 | 8 |
| Stationery stores..... | 13 | 11 | 1,612 | (D) | 344 | 6,521 | 6,270 | 92 | 82 | 10 |
| Sporting goods stores..... | 65 | 39 | 2,396 | 1,816 | 187 | 4,136 | 3,955 | 72 | 63 | 66 |
| Bicycle stores..... | 14 | 8 | 415 | 279 | 42 | 876 | 820 | 18 | 15 | 15 |
| Florists..... | 62 | 38 | 2,258 | 1,924 | 384 | 7,295 | 6,982 | 143 | 128 | 64 |
| Cigar stores, stands..... | 10 | 2 | 240 | (D) | (D) | (D) | (D) | (D) | (D) | (D) |
| News dealers, newsstands..... | 36 | 20 | 1,172 | 778 | 69 | 1,403 | 1,269 | 38 | 30 | 33 |
| Gift, novelty, souvenir stores..... | 158 | 68 | 4,558 | 3,500 | 383 | 7,549 | 7,163 | 185 | 158 | 160 |
| Music stores..... | 38 | 24 | 2,543 | 2,285 | 287 | 5,252 | 4,809 | 88 | 68 | 39 |
| Camera, photographic supply stores..... | 21 | 19 | 1,665 | (D) | 236 | 4,529 | 4,396 | 90 | 84 | 20 |
| Luggage, leather goods stores..... | 15 | 9 | 619 | 521 | 50 | 1,393 | 1,393 | 27 | 27 | 14 |
| Optical goods stores..... | 14 | 12 | 973 | (D) | (D) | (D) | (D) | (D) | (D) | (D) |
| Office, store machine and equipment dealers..... | 23 | 13 | 1,707 | 1,553 | 289 | 5,394 | 4,970 | 72 | 68 | 28 |
| Retail stores (except second-hand) n.e.c..... | 60 | 60 | 2,577 | 2,577 | 363 | 7,562 | 7,074 | 155 | 132 | 61 |
| Second-hand stores..... | 149 | 67 | 3,407 | 2,705 | 451 | 7,560 | 7,284 | 144 | 129 | 156 |
| Nonstore Retailers | | | | | | | | | | |
| Total | 353 | 59 | 9,284 | 5,996 | 966 | 22,988 | 22,554 | 323 | 305 | 364 |
| Mail order houses..... | 7 | 1 | 181 | (D) | (D) | (D) | (D) | (D) | (D) | (D) |
| Direct selling (house-to-house) organizations..... | 306 | 40 | 6,843 | 3,903 | 807 | 20,111 | 19,722 | 277 | 262 | 323 |
| Merchandise vending machine operators..... | 40 | 18 | 2,260 | (D) | (D) | (D) | (D) | (D) | (D) | (D) |

Standard Notes: (D) Withheld to avoid disclosure. (NA) Not available. n.e.c. Not elsewhere classified. XXX Not applicable. (Z) Less than \$500. ... Represents zero.
¹Group totals may include data for establishments without payroll which could not be classified by detailed kind of business.

Table 101A. RETAIL TRADE: 1954 AND 1948¹ — THE STATE
Establishments and Sales by Kind of Business

| Kind of business | 1954 | | | | 1948 ¹ | | | |
|---|--------------------------------|--------------------------|---|--|-------------------|--------------------------|--|--|
| | Establishments | | Sales | | Establishments | | Sales | |
| | Total ² (Number) | With payroll (Number) | Total, all establishments ² (\$1,000) | Establishments with payroll (\$1,000) | Total (Number) | With payroll (Number) | Total, all establishments (\$1,000) | Establishments with payroll (\$1,000) |
| Retail trade, total | 9,728 | 6,396 | 1,001,004 | 935,990 | 7,691 | 5,349 | 654,433 | 612,712 |
| Food stores, total | 1,659 | 867 | 230,110 | 208,442 | 1,745 | 925 | 140,897 | 122,563 |
| Grocery stores..... | 1,379 | 737 | 219,414 | 200,272 | 1,549 | 793 | 134,663 | 117,207 |
| Other food stores..... | 278 | 130 | 10,690 | 8,170 | 196 | 132 | 6,234 | 5,356 |
| Eating, drinking places, total | 2,159 | 1,591 | 79,267 | 71,681 | 1,700 | 1,293 | 57,344 | 52,724 |
| Eating places..... | 1,429 | 1,023 | 49,488 | 45,018 | 1,142 | 836 | 34,774 | 31,893 |
| Drinking places..... | 728 | 568 | 29,763 | 26,663 | 558 | 457 | 22,570 | 20,831 |
| General merchandise group | 460 | 348 | 109,402 | 106,772 | 419 | 306 | 94,463 | 92,360 |
| Apparel, accessories stores, total | 553 | 451 | 52,240 | 50,622 | 378 | 318 | 33,987 | 33,092 |
| Shoe stores..... | 104 | 90 | 8,423 | 8,123 | 60 | 55 | 5,563 | 5,499 |
| Other apparel stores..... | 431 | 361 | 43,537 | 42,499 | 318 | 263 | 28,424 | 27,593 |
| Furniture, home furnishings, appliance dealers | 560 | 394 | 52,536 | 49,648 | 338 | 263 | 37,137 | 35,681 |
| Automotive group | 534 | 410 | 168,416 | 164,706 | 462 | 396 | 100,314 | 98,261 |
| Gasoline service stations | 1,315 | 893 | 89,485 | 79,997 | 1,084 | 684 | 40,610 | 33,826 |
| Lumber, bldg. matls., hardware, farm equip. dealers, total | 481 | 363 | 98,962 | 96,670 | 386 | 330 | 71,328 | 70,517 |
| Farm equipment dealers..... | 60 | 52 | 14,894 | 14,724 | 37 | 34 | 10,376 | 10,331 |
| Lumber, bldg. matls., supplies, equipment, hardware dealers..... | 419 | 311 | 84,050 | 81,946 | 349 | 296 | 60,952 | 60,186 |
| Drug stores, proprietary stores, total | 330 | 292 | 35,183 | 34,553 | 251 | 236 | 26,058 | 25,761 |
| Drug stores..... | (NA) | 275 | (NA) | 33,978 | 228 | 219 | 25,009 | 24,761 |
| Proprietary stores..... | (NA) | 17 | (NA) | 575 | 23 | 17 | 1,049 | 1,000 |
| Other retail stores, total | 1,324 | 728 | 76,119 | 66,903 | 911 | 584 | 50,281 | 45,977 |
| Liquor stores..... | 147 | 123 | 11,583 | 10,249 | 109 | 85 | 6,498 | 5,487 |
| Fuel, ice dealers..... | 72 | 36 | 9,474 | 9,122 | 48 | 42 | 9,054 | 8,997 |
| Feed, farm, garden supply stores..... | 105 | 73 | 17,717 | 16,869 | 76 | 56 | 12,138 | 11,644 |
| Jewelry stores..... | 169 | 97 | 8,517 | 7,659 | 108 | 79 | 5,670 | 5,329 |
| Other retail stores..... | 691 | 399 | 27,066 | 23,004 | 570 | 322 | 16,921 | 14,520 |
| Nonstore retailers | 353 | 59 | 9,284 | 5,996 | 17 | 14 | 2,014 | 1,950 |

Standard Notes: (D) Withheld to avoid disclosure. (NA) Not available. ... Represents zero.

¹Data in this table differ from those which appeared in the publications of the 1948 Census of Retail Trade. For a description of the adjustments see Comparison of 1948 and 1954 Censuses in the Introduction.

²Group totals may include data for establishments without payroll which could not be classified by detailed kind of business.

RETAIL TRADE — AREA STATISTICS

Table 102. RETAIL TRADE: 1954 — COUNTIES;

Total Retail — Establishments, Sales, Payroll, and Personnel;

| Line No. | County and city | Total | | | | | | | Kind-of-business group | | | | |
|----------|--------------------------|----------------|--------------|---------------------------|-----------------------------|--------------------------------|--|---------------|---|----------------|----------|-------------------------|--------|
| | | Establishments | | Sales | | Payroll, entire year (\$1,000) | Paid employees, workweek ended nearest Nov. 15 | | Proprietors (unincorporated businesses only) (Number) | Food stores | | Eating, drinking places | |
| | | Total | With payroll | Total, all establishments | Establishments with payroll | | Total | Full workweek | | Establishments | Sales | Establishments | Sales |
| | | (Number) | (Number) | (\$1,000) | (\$1,000) | (Number) | (Number) | (Number) | (Number) | (\$1,000) | (Number) | (\$1,000) | |
| 1 | Arizona, total..... | 9,728 | 6,396 | 1,001,004 | 935,990 | 106,828 | 39,889 | 33,699 | 10,164 | 1,659 | 230,110 | 2,159 | 79,267 |
| 2 | Apache County..... | 119 | 89 | 9,780 | 9,018 | 727 | 323 | 283 | 120 | 22 | 1,477 | 17 | 579 |
| 3 | Cochise County..... | 479 | 303 | 37,896 | 33,758 | 3,579 | 1,504 | 1,234 | 493 | 98 | 8,647 | 105 | 2,802 |
| 4 | Bisbee..... | 53 | 35 | 6,571 | 5,879 | 605 | 227 | 181 | 63 | 15 | 1,222 | 8 | 279 |
| 5 | Douglas..... | 135 | 93 | 12,894 | 12,368 | 1,405 | 597 | 487 | 118 | 28 | 3,369 | 20 | 509 |
| 6 | Remainder of County..... | 291 | 175 | 18,431 | 15,511 | 1,569 | 680 | 566 | 312 | 55 | 4,050 | 77 | 2,014 |
| 7 | Cocoonino County..... | 298 | 230 | 34,673 | 33,205 | 4,062 | 1,317 | 1,140 | 309 | 28 | 4,810 | 72 | 4,150 |
| 8 | Flagstaff..... | 150 | 118 | 21,527 | 20,929 | 2,549 | 782 | 678 | 162 | 19 | 3,372 | 37 | 1,723 |
| 9 | Remainder of County..... | 148 | 112 | 13,146 | 12,276 | 1,513 | 535 | 462 | 147 | 9 | 1,438 | 35 | 2,427 |
| 10 | Gila County..... | 303 | 203 | 26,924 | 24,858 | 2,233 | 876 | 717 | 330 | 55 | 6,256 | 68 | 1,775 |
| 11 | Globe..... | 132 | 86 | 11,199 | 10,207 | 1,078 | 405 | 349 | 133 | 29 | 3,253 | 26 | 708 |
| 12 | Miami..... | 83 | 55 | 7,732 | 7,328 | 683 | 269 | 206 | 89 | 11 | 1,229 | 17 | 368 |
| 13 | Remainder of County..... | 88 | 62 | 7,993 | 7,323 | 472 | 202 | 162 | 108 | 15 | 1,774 | 25 | 699 |
| 14 | Graham County..... | 160 | 108 | 12,056 | 10,798 | 1,025 | 425 | 351 | 178 | 22 | 2,371 | 31 | 887 |
| 15 | Safford..... | 111 | 85 | 10,532 | 9,900 | 960 | 397 | 329 | 121 | 10 | 1,898 | 24 | 759 |
| 16 | Remainder of County..... | 49 | 23 | 1,524 | 898 | 65 | 28 | 22 | 57 | 12 | 473 | 7 | 128 |
| 17 | Greenlee County..... | 111 | 73 | 10,078 | 9,470 | 953 | 393 | 361 | 131 | 17 | 1,276 | 27 | 767 |
| 18 | Clifton..... | 70 | 42 | 5,093 | 4,687 | 426 | 176 | 152 | 84 | 10 | 775 | 15 | 403 |
| 19 | Remainder of County..... | 41 | 31 | 4,985 | 4,783 | 527 | 217 | 209 | 47 | 7 | 501 | 12 | 364 |
| 20 | Maricopa County..... | 4,470 | 2,828 | 491,736 | 460,522 | 52,928 | 19,487 | 16,335 | 4,675 | 767 | 113,657 | 977 | 37,363 |
| 21 | Avondale..... | 45 | 21 | 3,872 | 3,158 | 245 | 102 | 63 | 49 | 13 | 2,403 | 8 | 159 |
| 22 | Chandler..... | 124 | 82 | 10,990 | 10,334 | 1,003 | 433 | 352 | 128 | 14 | 2,066 | 31 | 863 |
| 23 | Glendale..... | 146 | 96 | 17,796 | 17,102 | 1,631 | 611 | 493 | 152 | 32 | 4,561 | 34 | 835 |
| 24 | Mesa..... | 251 | 179 | 34,556 | 32,842 | 3,570 | 1,307 | 1,071 | 249 | 29 | 7,342 | 50 | 1,502 |
| 25 | Phoenix..... | 2,405 | 1,647 | 315,033 | 298,815 | 37,433 | 13,301 | 11,448 | 2,477 | 377 | 54,463 | 521 | 23,734 |
| 26 | Tempe..... | 142 | 86 | 8,464 | 7,448 | 745 | 337 | 287 | 156 | 33 | 3,039 | 36 | 1,223 |
| 27 | Tolleson..... | 44 | 26 | 2,102 | 1,520 | 140 | 68 | 50 | 47 | 19 | 1,061 | 11 | 255 |
| 28 | Remainder of County..... | 1,313 | 691 | 98,923 | 89,303 | 8,161 | 3,328 | 2,571 | 1,417 | 250 | 32,702 | 286 | 8,792 |
| 29 | Mohave County..... | 124 | 78 | 9,728 | 8,972 | 1,112 | 398 | 348 | 127 | 9 | 1,255 | 32 | 1,136 |
| 30 | Kingman..... | 87 | 65 | 8,366 | 8,152 | 1,025 | 371 | 321 | 85 | 5 | 1,011 | 25 | 905 |
| 31 | Remainder of County..... | 37 | 13 | 1,342 | 820 | 87 | 27 | 27 | 42 | 4 | 244 | 7 | 231 |
| 32 | Navajo County..... | 269 | 187 | 31,002 | 29,726 | 3,340 | 1,309 | 1,127 | 291 | 38 | 5,035 | 66 | 2,478 |
| 33 | Winslow..... | 103 | 73 | 17,332 | 17,018 | 2,015 | 775 | 667 | 103 | 18 | 2,165 | 22 | 859 |
| 34 | Remainder of County..... | 166 | 114 | 13,670 | 12,708 | 1,325 | 534 | 460 | 188 | 20 | 2,870 | 44 | 1,619 |
| 35 | Pima County..... | 1,837 | 1,277 | 204,206 | 193,656 | 23,776 | 8,783 | 7,394 | 1,890 | 323 | 50,330 | 373 | 15,596 |
| 36 | Tucson..... | 1,235 | 963 | 169,992 | 164,074 | 20,856 | 7,579 | 6,445 | 1,221 | 185 | 41,681 | 246 | 11,856 |
| 37 | Remainder of County..... | 602 | 314 | 34,214 | 29,582 | 2,920 | 1,204 | 949 | 669 | 138 | 8,649 | 127 | 3,740 |
| 38 | Pinal County..... | 598 | 366 | 42,458 | 37,408 | 3,793 | 1,485 | 1,260 | 641 | 135 | 13,255 | 131 | 3,746 |
| 39 | Casa Grande..... | 149 | 101 | 14,018 | 12,620 | 1,415 | 517 | 427 | 146 | 25 | 3,235 | 26 | 951 |
| 40 | Coolidge..... | 114 | 70 | 9,596 | 8,606 | 855 | 308 | 264 | 116 | 26 | 2,698 | 21 | 689 |
| 41 | Eloy..... | 91 | 51 | 4,927 | 4,171 | 391 | 186 | 164 | 113 | 26 | 2,319 | 16 | 352 |
| 42 | Remainder of County..... | 244 | 144 | 13,907 | 12,011 | 1,132 | 474 | 405 | 266 | 58 | 5,003 | 68 | 1,754 |
| 43 | Santa Cruz County..... | 115 | 93 | 15,848 | 15,648 | 1,679 | 733 | 649 | 106 | 27 | 3,752 | 21 | 737 |
| 44 | Nogales..... | 92 | 78 | 15,180 | 15,024 | 1,618 | 705 | 627 | 78 | 17 | 3,392 | 16 | 626 |
| 45 | Remainder of County..... | 23 | 15 | 668 | 624 | 61 | 28 | 22 | 28 | 10 | 360 | 5 | 111 |
| 46 | Yavapai County..... | 369 | 231 | 24,951 | 22,401 | 2,440 | 959 | 805 | 404 | 54 | 5,457 | 102 | 2,777 |
| 47 | Prescott..... | 158 | 124 | 14,181 | 13,479 | 1,572 | 600 | 500 | 163 | 20 | 2,963 | 36 | 1,109 |
| 48 | Remainder of County..... | 211 | 107 | 10,770 | 8,922 | 868 | 359 | 305 | 241 | 34 | 2,494 | 66 | 1,668 |
| 49 | Yuma County..... | 476 | 330 | 49,668 | 46,550 | 5,181 | 1,897 | 1,695 | 469 | 64 | 12,532 | 137 | 4,474 |
| 50 | Yuma..... | 280 | 204 | 36,948 | 35,104 | 4,086 | 1,459 | 1,310 | 266 | 36 | 9,536 | 81 | 2,960 |
| 51 | Remainder of County..... | 196 | 126 | 12,720 | 11,446 | 1,095 | 438 | 385 | 203 | 28 | 2,996 | 56 | 1,514 |

Standard Notes: (D) Withheld to avoid disclosure. (NA) Not available. XXX Not applicable. (Z) Less than \$500. ... Represents zero.

CITIES OF 2,500 INHABITANTS OR MORE

Kind-of-Business Group — Establishments and Sales

| Kind-of-business group—Continued | | | | | | | | | | | | | | | | | | | Line No. |
|----------------------------------|-----------------|-----------------------------|-----------------|--|-----------------|----------------------|-----------------|---------------------------|-----------------|---|-----------------|---------------------------------|-----------------|-------------------------|-----------------|-------------------------|-----------------|----|----------|
| General merchandise group | | Apparel, accessories stores | | Furniture, home furnishings, appliance dealers | | Automotive group | | Gasoline service stations | | Lumber, bldg. mats., hardware, farm equipment dealers | | Drug stores, proprietary stores | | Other retail stores | | Nonstore retailers | | | |
| Establishments (Number) | Sales (\$1,000) | Establishments (Number) | Sales (\$1,000) | Establishments (Number) | Sales (\$1,000) | Establishments (No.) | Sales (\$1,000) | Establishments (Number) | Sales (\$1,000) | Establishments (Number) | Sales (\$1,000) | Establishments (No.) | Sales (\$1,000) | Establishments (Number) | Sales (\$1,000) | Establishments (Number) | Sales (\$1,000) | | |
| 460 | 109,402 | 553 | 52,240 | 560 | 52,536 | 534 | 168,416 | 1,315 | 89,485 | 481 | 98,962 | 330 | 35,183 | 1,324 | 76,119 | 353 | 9,284 | 1 | |
| 36 | 3,423 | 1 | (D) | ... | ... | 5 | 2,005 | 21 | 1,409 | 3 | 279 | 2 | (D) | 12 | 445 | ... | ... | 2 | |
| 24 | 7,181 | 25 | 1,081 | 26 | 1,658 | 17 | 5,067 | 81 | 5,061 | 28 | 2,954 | 17 | 1,595 | 46 | 1,780 | 12 | 70 | 3 | |
| 2 | (D) | 3 | 210 | 3 | 211 | 1 | (D) | 8 | 624 | 1 | (D) | 3 | 251 | 9 | 280 | ... | ... | 4 | |
| 9 | 2,984 | 16 | 648 | 8 | 820 | 5 | 2,373 | 10 | 463 | 9 | (D) | 5 | 617 | 16 | 473 | 9 | (D) | 5 | |
| 13 | (D) | 6 | 223 | 15 | 627 | 11 | (D) | 63 | 3,974 | 18 | 2,304 | 9 | 727 | 21 | 1,027 | 3 | (D) | 6 | |
| 25 | 6,167 | 10 | (D) | 12 | 1,131 | 14 | 6,068 | 61 | 5,855 | 10 | 1,225 | 8 | 768 | 55 | 3,746 | 3 | (D) | 7 | |
| 7 | 3,306 | 8 | 551 | 9 | 974 | 10 | 4,880 | 25 | 3,375 | 6 | (D) | 3 | 408 | 23 | 1,849 | 3 | (D) | 8 | |
| 18 | 2,861 | 2 | (D) | 3 | 157 | 4 | 1,188 | 36 | 2,480 | 4 | (D) | 5 | 360 | 32 | 1,897 | ... | ... | 9 | |
| 25 | 4,570 | 18 | 657 | 11 | 664 | 17 | 6,590 | 39 | 2,271 | 19 | 1,747 | 9 | 949 | 34 | 1,173 | 8 | 272 | 10 | |
| 3 | (D) | 12 | 538 | 7 | 425 | 4 | 2,030 | 15 | 1,153 | 11 | 1,185 | 3 | (D) | 20 | 669 | 2 | (D) | 11 | |
| 3 | (D) | 6 | (D) | 3 | (D) | 8 | 1,176 | 14 | 520 | 4 | 444 | 3 | (D) | 12 | (D) | 2 | (D) | 12 | |
| 19 | 791 | ... | (D) | 1 | (D) | 5 | 3,384 | 10 | 598 | 4 | 118 | 3 | (D) | 2 | (D) | 4 | (D) | 13 | |
| 12 | 1,062 | 11 | 716 | 7 | 941 | 9 | 1,933 | 22 | 1,034 | 19 | 1,832 | 5 | (D) | 21 | 882 | 1 | (D) | 14 | |
| 5 | 834 | 11 | 716 | 7 | 941 | 9 | 1,933 | 13 | 737 | 12 | 1,637 | 3 | 275 | 17 | 802 | ... | ... | 15 | |
| 7 | 228 | ... | ... | ... | ... | ... | ... | 9 | 297 | 7 | 195 | 2 | (D) | 4 | 80 | 1 | (D) | 16 | |
| 13 | 3,606 | 6 | 340 | 5 | (D) | 7 | 1,956 | 15 | 910 | 1 | (D) | 4 | 313 | 14 | 210 | 2 | (D) | 17 | |
| 5 | (D) | 4 | (D) | 2 | (D) | 6 | (D) | 9 | 635 | 1 | (D) | 3 | (D) | 13 | (D) | 2 | (D) | 18 | |
| 8 | (D) | 2 | (D) | 3 | (D) | 1 | (D) | 6 | 275 | ... | ... | 1 | (D) | 1 | (D) | ... | ... | 19 | |
| 148 | 43,744 | 268 | 26,932 | 287 | 31,511 | 253 | 85,856 | 540 | 38,469 | 200 | 44,799 | 159 | 18,513 | 660 | 45,234 | 211 | 5,658 | 20 | |
| 1 | (D) | 2 | (D) | 1 | (D) | 2 | (D) | 9 | 301 | 4 | 250 | 1 | (D) | 4 | 207 | ... | ... | 21 | |
| 7 | 1,070 | 9 | 320 | 8 | 562 | 13 | 2,353 | 16 | 1,464 | 5 | 1,349 | 5 | 481 | 14 | (D) | 2 | (D) | 22 | |
| 7 | 1,195 | 7 | (D) | 14 | 879 | 13 | 6,782 | 13 | 1,119 | 3 | (D) | 4 | 838 | 14 | 520 | 5 | 70 | 23 | |
| 7 | 2,520 | 24 | 1,664 | 14 | 3,054 | 17 | 9,155 | 30 | 3,212 | 21 | 3,301 | 9 | 1,045 | 42 | 1,659 | 8 | 102 | 24 | |
| 76 | 36,540 | 167 | 22,444 | 180 | 23,266 | 154 | 57,062 | 266 | 21,769 | 86 | 28,058 | 91 | 11,888 | 355 | 31,757 | 132 | 4,052 | 25 | |
| 2 | (D) | 12 | 525 | 3 | (D) | 3 | (D) | 13 | 936 | 6 | 896 | 5 | 395 | 27 | 758 | 2 | (D) | 26 | |
| ... | ... | ... | ... | 2 | (D) | ... | ... | 6 | 225 | 2 | (D) | 2 | (D) | 2 | (D) | ... | ... | 27 | |
| 48 | 2,175 | 47 | 1,675 | 65 | 3,223 | 51 | 10,051 | 187 | 9,443 | 73 | 10,005 | 42 | 3,618 | 202 | 9,891 | 62 | 1,348 | 28 | |
| 5 | (D) | 1 | (D) | 4 | 124 | 9 | 2,002 | 37 | 2,060 | 2 | (D) | 3 | 297 | 19 | 459 | 3 | (D) | 29 | |
| 3 | (D) | 1 | (D) | 4 | 124 | 7 | (D) | 20 | 1,345 | 2 | (D) | 3 | 297 | 14 | 407 | 3 | (D) | 30 | |
| 2 | (D) | ... | ... | ... | ... | 2 | (D) | 17 | 715 | ... | ... | ... | ... | 5 | 52 | ... | ... | 31 | |
| 30 | 2,626 | 15 | 1,023 | 15 | (D) | 12 | 3,379 | 43 | 3,394 | 17 | (D) | 6 | 692 | 23 | 944 | 4 | 40 | 32 | |
| 6 | 643 | 7 | (D) | 10 | 589 | 7 | 1,600 | 11 | 822 | 7 | (D) | 3 | (D) | 8 | 233 | 4 | 40 | 33 | |
| 24 | 1,983 | 8 | (D) | 5 | (D) | 5 | 1,779 | 32 | 2,572 | 10 | 1,029 | 3 | (D) | 15 | 711 | ... | ... | 34 | |
| 59 | 24,368 | 112 | 13,398 | 119 | 10,166 | 99 | 30,957 | 227 | 16,123 | 106 | 19,151 | 78 | 7,289 | 262 | 14,211 | 79 | 2,617 | 35 | |
| 39 | 19,678 | 101 | 13,113 | 88 | 9,113 | 75 | 29,551 | 139 | 10,030 | 66 | 15,688 | 60 | 6,098 | 197 | 11,969 | 39 | 1,215 | 36 | |
| 20 | 4,690 | 11 | 285 | 31 | 1,053 | 24 | 1,406 | 88 | 6,093 | 40 | 3,463 | 18 | 1,191 | 65 | 2,242 | 40 | 1,402 | 37 | |
| 37 | 3,371 | 27 | 1,013 | 28 | 1,415 | 28 | 6,445 | 79 | 4,277 | 25 | 4,891 | 11 | 1,076 | 79 | 2,752 | 18 | 217 | 38 | |
| 9 | 1,379 | 9 | (D) | 10 | 484 | 10 | 2,842 | 21 | 1,611 | 6 | 2,074 | 1 | (D) | 28 | 975 | 4 | 36 | 39 | |
| 6 | 411 | 1 | (D) | 7 | 409 | 8 | 2,104 | 9 | 382 | 7 | 1,407 | 2 | (D) | 23 | 934 | 4 | 14 | 40 | |
| 6 | 257 | 7 | (D) | 5 | 132 | 4 | 150 | 12 | 585 | 5 | 497 | 1 | (D) | 9 | 201 | ... | ... | 41 | |
| 16 | 1,324 | 10 | 266 | 6 | 390 | 6 | 1,349 | 37 | 1,699 | 7 | 913 | 7 | 400 | 19 | 642 | 10 | 167 | 42 | |
| 6 | (D) | 10 | 3,358 | 8 | 925 | 8 | 2,350 | 12 | 964 | 7 | 1,327 | 2 | (D) | 11 | 421 | 3 | 10 | 43 | |
| 4 | 1,614 | 10 | 3,358 | 8 | 925 | 8 | 2,350 | 8 | 887 | 6 | (D) | 2 | (D) | 10 | (D) | 3 | 10 | 44 | |
| 2 | (D) | ... | ... | ... | ... | ... | ... | 4 | 77 | 1 | (D) | ... | ... | 1 | (D) | ... | ... | 45 | |
| 14 | 1,960 | 20 | 883 | 16 | 992 | 23 | 6,068 | 67 | 3,029 | 14 | 1,435 | 13 | 985 | 41 | 1,224 | 5 | 141 | 46 | |
| 3 | (D) | 17 | (D) | 10 | 866 | 17 | 3,940 | 16 | 1,119 | 9 | 873 | 11 | (D) | 18 | 758 | 1 | (D) | 47 | |
| 11 | (D) | 3 | (D) | 6 | 126 | 6 | 2,128 | 51 | 1,910 | 5 | 562 | 2 | (D) | 23 | 466 | 4 | (D) | 48 | |
| 26 | 3,735 | 29 | 2,126 | 22 | 1,688 | 33 | 7,740 | 71 | 4,629 | 30 | 8,281 | 13 | 1,801 | 47 | 2,638 | 4 | 24 | 49 | |
| 14 | 2,955 | 18 | 1,604 | 22 | 1,688 | 24 | 6,863 | 24 | 2,251 | 13 | 6,143 | 9 | 1,322 | 35 | 1,602 | 4 | 24 | 50 | |
| 12 | 780 | 11 | 522 | ... | ... | 9 | 877 | 47 | 2,378 | 17 | 2,138 | 4 | 479 | 12 | 1,036 | ... | ... | 51 | |

RETAIL TRADE—AREA STATISTICS

Table 102A. RETAIL TRADE: 1948¹— COUNTIES; CITIES OF 2,500 INHABITANTS OR MORE

Establishments and Sales

| County and city | Establishments, 1948 (Number) | Sales, 1948 (\$1,000) | County and city | Establishments, 1948 (Number) | Sales, 1948 (\$1,000) | County and city | Establishments, 1948 (Number) | Sales, 1948 (\$1,000) |
|--------------------------|----------------------------------|--------------------------|--------------------------|----------------------------------|--------------------------|--------------------------|----------------------------------|--------------------------|
| Arizona, Total..... | 7,691 | 654,433 | Greenlee County..... | 114 | 8,084 | Pima County—Con. | | |
| Apache County..... | 104 | 6,482 | Clifton..... | 56 | 3,937 | Tucson..... | 738 | 106,785 |
| Cochise County..... | 467 | 28,024 | Remainder of County..... | 58 | 4,147 | Remainder of County..... | 553 | 28,056 |
| Bisbee..... | 67 | 4,807 | Maricopa County..... | 3,310 | 308,747 | Pinal County..... | 438 | 25,188 |
| Douglas..... | 141 | 10,685 | Avondale..... | 30 | 1,244 | Casa Grande..... | 91 | 8,074 |
| Remainder of County..... | 259 | 12,532 | Chandler..... | 52 | 5,124 | Coolidge..... | 89 | 6,326 |
| Coconino County..... | 295 | 22,559 | Glendale..... | 93 | 9,515 | Remainder of County..... | 258 | 10,788 |
| Flagstaff..... | 139 | 14,020 | Mesa..... | 204 | 18,619 | Santa Cruz County..... | 107 | 11,623 |
| Remainder of County..... | 156 | 8,539 | Phoenix..... | 1,551 | 206,851 | Nogales..... | 81 | 10,979 |
| Gila County..... | 280 | 18,749 | Tempe..... | 80 | 4,675 | Remainder of County..... | 26 | 644 |
| Globe..... | 121 | 8,285 | Tolleson..... | 11 | 325 | Yavapai County..... | 402 | 23,869 |
| Miami..... | 73 | 6,031 | Remainder of County..... | 1,289 | 62,394 | Prescott..... | 186 | 14,841 |
| Remainder of County..... | 86 | 4,433 | Mohave County..... | 156 | 9,818 | Remainder of County..... | 216 | 9,028 |
| Graham County..... | 154 | 11,014 | Navajo County..... | 252 | 16,709 | Yuma County..... | 321 | 28,726 |
| Safford..... | 105 | 9,138 | Winslow..... | 95 | 8,222 | Yuma..... | 178 | 21,506 |
| Remainder of County..... | 49 | 1,876 | Remainder of County..... | 157 | 8,487 | Remainder of County..... | 143 | 7,220 |
| | | | Pima County..... | 1,291 | 134,841 | | | |

Standard Notes: (D) Withheld to avoid disclosure. (NA) Not available.

¹Data in this table differ from those which appeared in the publications of the 1948 Census of Retail Trade. For a description of the adjustments see Comparison of 1948 and 1954 Censuses in the Introduction.

Table 103. RETAIL TRADE: 1954 — STANDARD METROPOLITAN AREAS

Establishments, Sales, Payroll, and Personnel, by Kind of Business

| Standard metropolitan area and kind of business | Establishments | | Sales | | Payroll, entire year (\$1,000) | Payroll, workweek ended nearest Nov. 15 | | Paid employees, workweek ended nearest Nov. 15 | | Proprietors (unincorporated businesses only) ¹ (Number) |
|---|-----------------------------|-----------------------|--|---------------------------------------|--------------------------------|---|-------------------------|--|------------------------|--|
| | Total ¹ (Number) | With payroll (Number) | Total, all establishments ¹ (\$1,000) | Establishments with payroll (\$1,000) | | Total (Dollars) | Full workweek (Dollars) | Total (Number) | Full workweek (Number) | |
| | | | | | | | | | | |
| PHOENIX STANDARD METROPOLITAN AREA--Coextensive with Maricopa County, Ariz. | | | | | | | | | | |
| Retail trade, total..... | 4,470 | 2,828 | 491,736 | 460,522 | 52,928 | 1,070,276 | 1,001,378 | 19,487 | 16,335 | 4,675 |
| Food Stores | | | | | | | | | | |
| Total..... | 767 | 363 | 113,657 | 102,421 | 6,634 | 143,874 | 128,266 | 2,680 | 1,883 | 839 |
| Grocery stores..... | 614 | 304 | 107,608 | 97,982 | 6,025 | 130,351 | 115,842 | 2,349 | 1,626 | 667 |
| Meat markets..... | 24 | 16 | 2,149 | 1,871 | 155 | 2,686 | 2,517 | 45 | 37 | 30 |
| Fish (seafood) markets..... | 2 | | (D) | ... | ... | ... | ... | ... | ... | (D) |
| Fruit stores, vegetable markets..... | 59 | 7 | 1,243 | 465 | 46 | 1,316 | 1,181 | 25 | 21 | 66 |
| Candy, nut, confectionery stores..... | 7 | 3 | 479 | (D) | (D) | (D) | (D) | (D) | (D) | (D) |
| Bakery products stores..... | 36 | 24 | 1,357 | 1,119 | 256 | 5,251 | 4,965 | 119 | 103 | 36 |
| Bakeries, with baking on premises..... | (NA) | 22 | (NA) | (D) | (D) | (D) | (D) | (D) | (D) | (NA) |
| Bakeries, without baking on premises..... | (NA) | 2 | (NA) | (D) | (D) | (D) | (D) | (D) | (D) | (NA) |
| Delicatessen stores..... | 1 | 1 | (D) | (D) | (D) | (D) | (D) | (D) | (D) | (D) |
| Food stores, n.e.c..... | 24 | 8 | 636 | 412 | 44 | 1,261 | 1,255 | 22 | 21 | 29 |
| Eating, Drinking Places | | | | | | | | | | |
| Total..... | 977 | 707 | 37,363 | 34,119 | 7,702 | 164,048 | 147,589 | 3,872 | 3,188 | 1,166 |
| Eating places (except refreshment stands)..... | 584 | 418 | 23,113 | 21,371 | 5,687 | 121,591 | 111,035 | 2,954 | 2,508 | 681 |
| Restaurants, cafeterias..... | (NA) | 415 | (NA) | 21,339 | 5,683 | 121,560 | 111,024 | 2,949 | 2,507 | (NA) |
| Caterers..... | (NA) | 3 | (NA) | 32 | 4 | 31 | 11 | 5 | 1 | (NA) |
| In-plant food contractors..... | (NA) | ... | (NA) | ... | ... | ... | ... | ... | ... | (NA) |
| Refreshment stands..... | 94 | 54 | 1,702 | 1,220 | 167 | 3,661 | 2,723 | 116 | 73 | 104 |
| Drinking places..... | 299 | 235 | 12,548 | 11,528 | 1,848 | 38,796 | 35,831 | 802 | 607 | 321 |
| General Merchandise Group | | | | | | | | | | |
| Total..... | 148 | 108 | 43,744 | 42,940 | 6,223 | 117,234 | 107,877 | 2,794 | 2,135 | 132 |
| Department stores..... | 5 | 5 | 22,560 | 22,560 | 3,596 | 65,478 | 60,974 | 1,305 | 1,040 | ... |
| Dry goods, general merchandise stores..... | 52 | 38 | 11,122 | 10,838 | 1,156 | 22,937 | 20,901 | 624 | 452 | 52 |
| General stores..... | 8 | 4 | 567 | 395 | 21 | 481 | 481 | 10 | 10 | 10 |
| Variety stores..... | 81 | 61 | 9,473 | 9,147 | 1,450 | 28,338 | 25,521 | 855 | 633 | 68 |
| Apparel, Accessories Stores | | | | | | | | | | |
| Total..... | 268 | 226 | 26,932 | 26,072 | 3,519 | 67,951 | 65,084 | 1,308 | 1,143 | 218 |
| Shoe stores..... | 58 | 50 | 3,222 | 5,028 | 615 | 11,113 | 10,306 | 198 | 147 | 35 |
| Men's shoe stores..... | (NA) | 8 | (NA) | (D) | (D) | (D) | (D) | (D) | (D) | (NA) |
| Women's shoe stores..... | (NA) | 6 | (NA) | 984 | 131 | 2,125 | 1,974 | 37 | 26 | (NA) |
| Children's, juveniles' shoe stores..... | (NA) | 1 | (NA) | (D) | (D) | (D) | (D) | (D) | (D) | (NA) |
| Family shoe stores..... | (NA) | 35 | (NA) | 3,268 | 412 | 7,668 | 7,069 | 140 | 104 | (NA) |
| Men's, boys' clothing and furnishings stores..... | (NA) | 39 | (NA) | 4,601 | 662 | 11,835 | 11,491 | 180 | 160 | (NA) |
| Men's, boys' clothing stores..... | (NA) | 28 | (NA) | 3,660 | 569 | 10,473 | 10,202 | 153 | 137 | (NA) |
| Men's, boys' furnishings stores..... | (NA) | 11 | (NA) | 941 | 93 | 1,362 | 1,289 | 27 | 23 | (NA) |
| Family clothing stores..... | (NA) | 23 | (NA) | 3,263 | 433 | 8,070 | 7,663 | 170 | 149 | (NA) |
| Women's clothing, specialty stores..... | 106 | 86 | 12,395 | 12,007 | 1,680 | 34,217 | 33,075 | 697 | 630 | 87 |
| Ready-to-wear stores..... | (NA) | 75 | (NA) | 11,359 | 1,588 | 32,719 | 31,644 | 664 | 601 | (NA) |
| Millinery stores..... | (NA) | 3 | (NA) | 255 | 41 | 608 | 556 | 14 | 12 | (NA) |
| Clothing, specialty stores, n.e.c..... | (NA) | 8 | (NA) | 393 | 51 | 890 | 875 | 19 | 17 | (NA) |
| Children's, infants' wear stores..... | 20 | 14 | 809 | 721 | 54 | 1,161 | 1,137 | 33 | 31 | 20 |
| Apparel stores, n.e.c..... | 12 | 12 | 458 | 452 | 75 | 1,555 | 1,412 | 30 | 26 | 14 |
| Furniture, Home Furnishings, Appliance Dealers | | | | | | | | | | |
| Total..... | 287 | 193 | 31,511 | 29,881 | 4,497 | 90,301 | 86,989 | 1,415 | 1,312 | 289 |
| Furniture, home furnishings stores..... | 160 | 120 | 23,511 | 22,887 | 3,302 | 66,960 | 64,064 | 1,059 | 973 | 162 |
| Furniture stores..... | (NA) | 79 | (NA) | 19,700 | 2,926 | 58,259 | 55,882 | 921 | 842 | (NA) |
| Floor covering stores..... | (NA) | 10 | (NA) | 1,637 | 131 | 3,028 | 2,887 | 38 | 42 | (NA) |
| Home furnishings stores, n.e.c., antique stores..... | (NA) | 31 | (NA) | 1,550 | 245 | 5,673 | 5,295 | 100 | 89 | (NA) |
| Household appliance, radio, TV stores..... | 123 | 73 | 7,940 | 6,994 | 1,195 | 23,341 | 22,925 | 356 | 339 | 123 |
| Household appliance stores..... | (NA) | 27 | (NA) | 2,287 | 364 | 6,683 | 6,554 | 106 | 99 | (NA) |
| Appliance, radio, TV stores..... | (NA) | 22 | (NA) | 2,681 | 413 | 8,748 | 8,539 | 130 | 123 | (NA) |
| Radio, TV stores..... | (NA) | 24 | (NA) | 2,026 | 418 | 7,910 | 7,832 | 120 | 117 | (NA) |
| Automotive Group | | | | | | | | | | |
| Total..... | 253 | 181 | 85,856 | 83,854 | 8,285 | 165,061 | 159,969 | 2,000 | 1,926 | 245 |
| Passenger car dealers (franchised)..... | 63 | 59 | 60,942 | 60,836 | 6,227 | 126,869 | 122,507 | 1,473 | 1,421 | 41 |
| Passenger car dealers (nonfranchised)..... | 96 | 62 | 13,548 | 12,398 | 808 | 14,168 | 13,777 | 189 | 177 | 110 |
| Tire, battery, accessory dealers..... | 54 | 36 | 5,891 | 5,553 | 895 | 17,355 | 17,323 | 232 | 229 | 51 |
| Motorcycle, aircraft, boat dealers..... | 15 | 7 | (D) | (D) | (D) | (D) | (D) | (D) | (D) | (D) |
| Household trailer dealers..... | 22 | 16 | 4,508 | 4,276 | 236 | 4,996 | 4,766 | 74 | 71 | 24 |
| Automotive dealers, n.e.c..... | 1 | 1 | (D) | (D) | (D) | (D) | (D) | (D) | (D) | (D) |
| Gasoline Service Stations | | | | | | | | | | |
| Total..... | 540 | 382 | 38,469 | 35,511 | 3,581 | 75,847 | 71,050 | 1,366 | 1,178 | 594 |
| Lumber, Bldg. Mats., Hardware, Farm Equipment Dealers | | | | | | | | | | |
| Total..... | 200 | 144 | 44,799 | 43,811 | 4,459 | 86,980 | 84,664 | 1,194 | 1,129 | 155 |
| Farm equipment dealers..... | 27 | 23 | 7,997 | 7,923 | 1,160 | 23,474 | 23,071 | 320 | 314 | 15 |
| Lumber, building materials dealers..... | 87 | 65 | 31,358 | 30,936 | 2,714 | 51,289 | 49,881 | 670 | 636 | 59 |
| Paint, glass, wallpaper stores..... | 26 | 16 | 1,767 | 1,651 | 174 | 3,409 | 3,363 | 53 | 50 | 21 |
| Plumbing, electrical supply stores..... | 18 | 8 | 751 | 577 | 108 | 2,074 | 2,053 | 26 | 25 | 15 |
| Hardware stores..... | 42 | 32 | 2,926 | 2,724 | 303 | 6,734 | 6,296 | 125 | 104 | 45 |
| Drug Stores, Proprietary Stores | | | | | | | | | | |
| Total..... | 159 | 147 | 18,513 | 18,263 | 2,517 | 50,030 | 44,317 | 1,115 | 831 | 162 |
| Drug stores..... | (NA) | 137 | (NA) | 17,930 | 2,484 | 49,336 | 43,700 | 1,098 | 817 | (NA) |
| Proprietary stores..... | (NA) | 10 | (NA) | 333 | 33 | 694 | 617 | 17 | 14 | (NA) |
| Other Retail Stores | | | | | | | | | | |
| Total..... | 660 | 350 | 45,234 | 40,348 | 4,775 | 90,901 | 87,602 | 1,508 | 1,381 | 657 |
| Liquor stores..... | 93 | 69 | 6,632 | 5,866 | 404 | 7,436 | 6,824 | 140 | 116 | 91 |
| Fuel, ice dealers..... | 33 | 13 | 6,461 | 6,271 | 777 | 13,951 | 13,911 | 202 | 199 | 26 |
| Fuel dealers (coal, wood)..... | (NA) | 1 | (NA) | (D) | (D) | (D) | (D) | (D) | (D) | (NA) |
| Liquefied petroleum gas dealers..... | (NA) | 6 | (NA) | 5,994 | 747 | 13,500 | 13,500 | 192 | 192 | (NA) |
| Fuel oil dealers..... | (NA) | ... | (NA) | ... | ... | ... | ... | ... | ... | (NA) |
| Ice dealers..... | (NA) | 6 | (NA) | (D) | (D) | (D) | (D) | (D) | (D) | (NA) |
| Hay, grain, feed stores..... | 31 | 15 | 8,490 | 8,340 | 616 | 10,557 | 10,449 | 196 | 191 | 12 |
| Farm, garden supply stores..... | 20 | 20 | 4,135 | 3,985 | 506 | 10,066 | 9,817 | 130 | 121 | 18 |

Standard Notes: (D) Withheld to avoid disclosure. (NA) Not available. n.e.c. Not elsewhere classified. XXX Not applicable. (Z) Less than \$500. ... Represents zero.

¹Group totals may include data for establishments without payroll which could not be classified by detailed kind of business.

Table 103. RETAIL TRADE: 1954—STANDARD METROPOLITAN AREAS—Continued

Establishments, Sales, Payroll, and Personnel, by Kind of Business

| Standard metropolitan area and kind of business | Establishments | | Sales | | Payroll, entire year | Payroll, workweek ended nearest Nov. 15 | | Paid employees, workweek ended nearest Nov. 15 | | Proprietors (un- incorporated businesses only) ¹ |
|--|--------------------|-----------------|--|-------------------------------------|----------------------------|--|------------------|--|------------------|--|
| | Total ¹ | With payroll | Total, all establish- ments ² | Establish- ments with payroll | | Total | Full workweek | Total | Full workweek | |
| | (Number) | (Number) | (\$1,000) | (\$1,000) | (\$1,000) | (Dollars) | (Dollars) | (Number) | (Number) | (Number) |
| PHOENIX STANDARD METROPOLITAN AREA--Con. | | | | | | | | | | |
| Other retail stores--Con. | | | | | | | | | | |
| Jewelry stores..... | 78 | 38 | 4,470 | 3,954 | 572 | 10,739 | 10,427 | 186 | 168 | 82 |
| Book stores..... | 4 | 4 | (D) | (D) | (D) | (D) | (D) | (D) | (D) | (D) |
| Stationery stores..... | 6 | 6 | 1,228 | 1,228 | 303 | 5,749 | 5,525 | 75 | 68 | 4 |
| Sporting goods stores..... | 34 | 22 | 1,330 | 1,038 | 116 | 2,570 | 2,517 | 42 | 39 | 36 |
| Bicycle stores..... | 7 | 3 | 240 | (D) | 18 | 383 | 353 | 7 | 6 | 7 |
| Florists..... | 24 | 18 | 1,225 | 1,141 | 252 | 4,985 | 4,768 | 97 | 88 | 20 |
| Cigar stores, stands..... | 3 | 1 | (D) | (D) | (D) | (D) | (D) | (D) | (D) | (D) |
| News dealers, newsstands..... | 10 | 2 | 309 | (D) | (D) | (D) | (D) | (D) | (D) | (D) |
| Gift, novelty, souvenir stores..... | 69 | 23 | 1,251 | 565 | 63 | 1,310 | 1,154 | 36 | 29 | 71 |
| Music stores..... | 18 | 12 | 1,715 | 1,589 | 204 | 3,898 | 3,487 | 63 | 47 | 17 |
| Camera, photographic supply stores..... | 9 | 9 | 1,015 | 1,015 | 125 | 2,043 | 1,970 | 44 | 41 | 8 |
| Luggage, leather goods stores..... | 10 | 4 | 389 | (D) | (D) | (D) | (D) | (D) | (D) | (D) |
| Optical goods stores..... | 10 | 10 | 856 | 856 | 182 | 4,112 | 4,112 | 48 | 48 | 3 |
| Office, store machine and equipment dealers..... | 14 | 6 | 991 | 845 | 149 | 2,777 | 2,424 | 36 | 34 | 20 |
| Retail stores (except second-hand) n.e.c..... | 38 | 38 | 1,829 | 1,829 | 277 | 5,759 | 5,425 | 112 | 97 | 38 |
| Second-hand stores..... | 95 | 37 | 1,426 | 1,062 | 132 | 2,652 | 2,596 | 54 | 51 | 89 |
| Nonstore Retailers | | | | | | | | | | |
| Total..... | 211 | 27 | 5,658 | 3,302 | 736 | 18,049 | 17,971 | 235 | 229 | 218 |
| Mail order houses..... | 6 | ••• | (D) | ••• | ••• | ••• | ••• | ••• | ••• | (D) |
| Direct selling (house-to-house) organizations..... | 181 | 17 | 4,151 | 2,027 | 620 | 15,809 | 15,748 | 202 | 198 | 192 |
| Merchandise vending machine operators..... | 24 | 10 | (D) | 1,275 | 116 | 2,240 | 2,223 | 33 | 31 | (D) |
| TUCSON STANDARD METROPOLITAN AREA--Coextensive with Pima County, Ariz. | | | | | | | | | | |
| Retail trade, total..... | 1,837 | 1,277 | 204,206 | 193,656 | 23,776 | 466,726 | 433,772 | 8,783 | 7,394 | 1,890 |
| Food Stores | | | | | | | | | | |
| Total..... | 323 | 185 | 50,330 | 46,760 | 3,332 | 64,229 | 56,041 | 1,155 | 869 | 342 |
| Grocery stores..... | 260 | 142 | 48,099 | 44,797 | 3,032 | 57,553 | 49,693 | 1,012 | 746 | 272 |
| Meat markets..... | 7 | 7 | 684 | 684 | 25 | 544 | 504 | 12 | 9 | 11 |
| Fish (seafood) markets..... | 4 | 2 | (D) | (D) | (D) | (D) | (D) | (D) | (D) | (D) |
| Fruit stores, vegetable markets..... | 2 | ••• | (D) | ••• | ••• | ••• | ••• | ••• | ••• | (D) |
| Candy, nut, confectionery stores..... | 6 | 4 | (D) | 83 | 8 | 97 | 60 | 3 | 2 | (D) |
| Bakery products stores..... | 26 | 20 | 879 | 787 | 204 | 4,601 | 4,433 | 96 | 85 | 28 |
| Bakeries, with baking on premises..... | (NA) | 16 | (NA) | 543 | 168 | 3,661 | 3,548 | 76 | 67 | (NA) |
| Bakeries, without baking on premises..... | (NA) | 4 | (NA) | 244 | 36 | 940 | 885 | 20 | 18 | (NA) |
| Delicatessen stores..... | 5 | 3 | (D) | (D) | (D) | (D) | (D) | (D) | (D) | (D) |
| Food stores, n.e.c..... | 13 | 7 | 325 | 251 | 36 | 788 | 761 | 14 | 12 | 13 |
| Eating, Drinking Places | | | | | | | | | | |
| Total..... | 373 | 305 | 15,596 | 14,624 | 3,188 | 66,734 | 60,259 | 1,650 | 1,356 | 456 |
| Eating places (except refreshment stands)..... | 217 | 165 | 8,356 | 7,722 | 1,966 | 41,628 | 38,490 | 1,094 | 941 | 257 |
| Restaurants, cafeterias..... | (NA) | 161 | (NA) | 7,580 | 1,903 | 40,745 | 37,650 | 1,076 | 924 | (NA) |
| Caterers..... | (NA) | 1 | (NA) | (D) | (D) | (D) | (D) | (D) | (D) | (NA) |
| In-plant food contractors..... | (NA) | 3 | (NA) | (D) | (D) | (D) | (D) | (D) | (D) | (NA) |
| Refreshment stands..... | 28 | 24 | 619 | 541 | 61 | 1,455 | 1,247 | 45 | 31 | 33 |
| Drinking places..... | 128 | 116 | 6,621 | 6,361 | 1,161 | 23,651 | 20,522 | 511 | 384 | 166 |
| General Merchandise Group | | | | | | | | | | |
| Total..... | 59 | 45 | 24,368 | 24,088 | 3,503 | 55,311 | 51,000 | 1,400 | 1,166 | 52 |
| Department stores..... | 3 | 3 | 13,029 | 13,029 | 2,009 | 28,069 | 25,953 | 702 | 609 | ••• |
| Dry goods, general merchandise stores..... | 24 | 20 | 6,863 | (D) | 881 | 15,950 | 15,111 | 370 | 323 | 26 |
| General stores..... | 8 | 6 | 870 | (D) | 87 | 1,637 | 1,637 | 22 | 22 | 6 |
| Variety stores..... | 24 | 16 | 3,606 | 3,458 | 526 | 9,655 | 8,299 | 306 | 212 | 20 |
| Apparel, Accessories Stores | | | | | | | | | | |
| Total..... | 112 | 88 | 13,398 | 13,082 | 1,966 | 36,012 | 34,273 | 792 | 686 | 82 |
| Shoe stores..... | 17 | 15 | (D) | 1,601 | 222 | 3,789 | 3,436 | 70 | 48 | (D) |
| Men's shoe stores..... | (NA) | 3 | (NA) | 212 | 20 | 380 | 347 | 5 | 4 | (NA) |
| Women's shoe stores..... | (NA) | 3 | (NA) | (D) | (D) | (D) | (D) | (D) | (D) | (NA) |
| Children's, juveniles' shoe stores..... | (NA) | ••• | (NA) | ••• | ••• | ••• | ••• | ••• | ••• | (NA) |
| Family shoe stores..... | (NA) | 9 | (NA) | (D) | (D) | (D) | (D) | (D) | (D) | (NA) |
| Men's, boys' clothing and furnishings stores..... | (NA) | 13 | (NA) | 1,365 | 227 | 4,240 | 3,832 | 79 | 68 | (NA) |
| Men's, boys' clothing stores..... | (NA) | 10 | (NA) | 1,020 | 180 | 3,529 | 3,121 | 63 | 52 | (NA) |
| Men's, boys' furnishings stores..... | (NA) | 3 | (NA) | 345 | 47 | 711 | 711 | 16 | 16 | (NA) |
| Family clothing stores..... | (NA) | 14 | (NA) | 5,501 | 942 | 15,875 | 15,372 | 364 | 322 | (NA) |
| Women's clothing, specialty stores..... | 46 | 36 | 4,220 | 4,096 | 529 | 10,936 | 10,524 | 250 | 222 | 37 |
| Ready-to-wear stores..... | (NA) | 27 | (NA) | 3,739 | 479 | 9,993 | 9,673 | 223 | 200 | (NA) |
| Millinery stores..... | (NA) | 4 | (NA) | 168 | 29 | 521 | 495 | 13 | 11 | (NA) |
| Clothing, specialty stores, n.e.c..... | (NA) | 5 | (NA) | 189 | 21 | 422 | 356 | 14 | 11 | (NA) |
| Children's, infants' wear stores..... | 7 | 5 | 366 | (D) | (D) | (D) | (D) | (D) | (D) | (D) |
| Apparel stores, n.e.c..... | 7 | 5 | (D) | (D) | (D) | (D) | (D) | (D) | (D) | (D) |
| Furniture, Home Furnishings, Appliance Dealers | | | | | | | | | | |
| Total..... | 119 | 87 | 10,166 | 9,512 | 1,419 | 30,051 | 29,459 | 459 | 433 | 115 |
| Furniture, home furnishings stores..... | 63 | 47 | 5,718 | 5,464 | 847 | 18,905 | 18,585 | 308 | 294 | 63 |
| Furniture stores..... | (NA) | 29 | (NA) | 4,181 | 609 | 12,892 | 12,796 | 210 | 205 | (NA) |
| Floor covering stores..... | (NA) | 1 | (NA) | (D) | (D) | (D) | (D) | (D) | (D) | (NA) |
| Home furnishings stores, n.e.c., antique stores..... | (NA) | 17 | (NA) | (D) | (D) | (D) | (D) | (D) | (D) | (NA) |
| Household appliance, radio, TV stores..... | 56 | 40 | 4,448 | 4,048 | 572 | 11,146 | 10,874 | 151 | 139 | 52 |
| Household appliance stores..... | (NA) | 16 | (NA) | 1,254 | 215 | 4,228 | 4,222 | 52 | 52 | (NA) |
| Appliance, radio, TV stores..... | (NA) | 14 | (NA) | 2,005 | 216 | 4,497 | 4,315 | 63 | 57 | (NA) |
| Radio, TV stores..... | (NA) | 10 | (NA) | 789 | 141 | 2,421 | 2,337 | 36 | 30 | (NA) |
| Automotive Group | | | | | | | | | | |
| Total..... | 99 | 75 | 30,957 | 30,171 | 3,423 | 68,406 | 67,598 | 786 | 764 | 95 |
| Passenger car dealers (franchised)..... | 17 | 15 | 21,124 | (D) | 2,713 | 55,081 | 55,081 | 596 | 596 | 9 |
| Passenger car dealers (nonfranchised)..... | 43 | 31 | 5,616 | 5,222 | 247 | 4,356 | 4,227 | 59 | 53 | 46 |
| Tire, battery, accessory dealers..... | 24 | 16 | 2,540 | 2,418 | 356 | 6,991 | 6,339 | 100 | 85 | 21 |
| Motorcycle, aircraft, boat dealers..... | 4 | 4 | (D) | (D) | (D) | (D) | (D) | (D) | (D) | (D) |
| Household trailer dealers..... | 11 | 9 | (D) | (D) | (D) | (D) | (D) | (D) | (D) | (D) |
| Automotive dealers, n.e.c..... | ••• | ••• | ••• | ••• | ••• | ••• | ••• | ••• | ••• | ••• |

Standard Notes: (D) Withheld to avoid disclosure. (NA) Not available. n.e.c. Not elsewhere classified. XXX Not applicable. (Z) Less than \$500. ... Represents zero.

¹Group totals may include data for establishments without payroll which could not be classified by detailed kind of business.

Table 103. RETAIL TRADE: 1954 — STANDARD METROPOLITAN AREAS — Continued

Establishments, Sales, Payroll, and Personnel, by Kind of Business

| Standard metropolitan area and kind of business | Establishments | | Sales | | Payroll, entire year (\$1,000) | Payroll, workweek ended nearest Nov. 15 | | Paid employees, workweek ended nearest Nov. 15 | | Proprietors (unincorporated businesses only) ¹ (Number) |
|--|---|-----------------------|--|---------------------------------------|--------------------------------|---|-------------------------|--|------------------------|--|
| | Total ¹ (Number) | With payroll (Number) | Total, all establishments ¹ (\$1,000) | Establishments with payroll (\$1,000) | | Total (Dollars) | Full workweek (Dollars) | Total (Number) | Full workweek (Number) | |
| | TUCSON STANDARD METROPOLITAN AREA--Con. | | | | | | | | | |
| Gasoline Service Stations | | | | | | | | | | |
| Total | 227 | 177 | 16,123 | 15,057 | 1,680 | 34,064 | 31,080 | 661 | 539 | 240 |
| Lumber, Bldg. Mats., Hardware, Farm Equipment Dealers | | | | | | | | | | |
| Total | 106 | 80 | 19,151 | 18,643 | 2,384 | 50,719 | 48,065 | 712 | 639 | 93 |
| Farm equipment dealers | 6 | 6 | 554 | 554 | 52 | 1,172 | 1,123 | 20 | 18 | 3 |
| Lumber, building materials dealers | 51 | 49 | 13,700 | 13,540 | 1,696 | 37,031 | 34,577 | 531 | 470 | 37 |
| Paint, glass, wallpaper stores | 10 | 6 | 770 | (D) | 134 | 2,686 | 2,686 | 32 | 32 | 13 |
| Plumbing, electrical supply stores | 8 | 6 | 690 | (D) | 103 | 2,427 | 2,427 | 27 | 27 | 7 |
| Hardware stores | 29 | 17 | 3,419 | 3,159 | 399 | 7,397 | 7,252 | 102 | 92 | 31 |
| Drug Stores, Proprietary Stores | | | | | | | | | | |
| Total | 78 | 64 | 7,289 | 7,175 | 980 | 23,386 | 20,236 | 514 | 373 | 58 |
| Drug stores | (NA) | 63 | (NA) | (D) | (D) | (D) | (D) | (D) | (D) | (NA) |
| Proprietary stores | (NA) | 1 | (NA) | (D) | (D) | (D) | (D) | (D) | (D) | (NA) |
| Other Retail Stores | | | | | | | | | | |
| Total | 262 | 150 | 14,211 | 12,429 | 1,713 | 33,726 | 31,989 | 590 | 511 | 278 |
| Liquor stores | 26 | 22 | 2,623 | 2,283 | 100 | 2,169 | 1,683 | 47 | 27 | 34 |
| Fuel, ice dealers | 15 | 5 | 963 | 865 | 230 | 4,432 | 4,432 | 58 | 58 | 15 |
| Fuel dealers (coal, wood) | (NA) | ... | (NA) | ... | ... | ... | ... | ... | ... | (NA) |
| Liquefied petroleum gas dealers | (NA) | 3 | (NA) | (D) | (D) | (D) | (D) | (D) | (D) | (NA) |
| Fuel oil dealers | (NA) | ... | (NA) | (D) | (D) | (D) | (D) | (D) | (D) | (NA) |
| Ice dealers | (NA) | 2 | (NA) | (D) | (D) | (D) | (D) | (D) | (D) | (NA) |
| Hay, grain, feed stores | 11 | 7 | 1,044 | 864 | 46 | 849 | 812 | 14 | 12 | 9 |
| Farm, garden supply stores | 2 | 2 | (D) | (D) | (D) | (D) | (D) | (D) | (D) | (D) |
| Jewelry stores | 30 | 18 | 2,201 | 2,047 | 345 | 7,357 | 7,036 | 115 | 107 | 32 |
| Book stores | 6 | 4 | 413 | (D) | 49 | 1,092 | 1,024 | 19 | 17 | 3 |
| Stationery stores | 4 | 4 | (D) | (D) | (D) | (D) | (D) | (D) | (D) | (D) |
| Sporting goods stores | 8 | 4 | 370 | 238 | 36 | 581 | 581 | 10 | 10 | 7 |
| Bicycle stores | 7 | 5 | 175 | (D) | 24 | 493 | 467 | 11 | 9 | 8 |
| Florists | 10 | 8 | 571 | (D) | 101 | 1,807 | 1,743 | 32 | 28 | 11 |
| Cigar stores, stands | 3 | 1 | (D) | (D) | (D) | (D) | (D) | (D) | (D) | (D) |
| News dealers, newsstands | 6 | 4 | 194 | (D) | 10 | 122 | 113 | 3 | 2 | 6 |
| Gift, novelty, souvenir stores | 32 | 16 | 1,048 | 938 | 94 | 2,156 | 1,999 | 56 | 43 | 34 |
| Music stores | 14 | 10 | 694 | (D) | (D) | (D) | (D) | (D) | (D) | (D) |
| Camera, photographic supply stores | 4 | 4 | 493 | 493 | 79 | 1,916 | 1,876 | 33 | 31 | 3 |
| Luggage, leather goods stores | 2 | 2 | (D) | (D) | (D) | (D) | (D) | (D) | (D) | (D) |
| Optical goods stores | 4 | 2 | 117 | (D) | (D) | (D) | (D) | (D) | (D) | (D) |
| Office, store machine and equipment dealers | 5 | 3 | (D) | (D) | (D) | (D) | (D) | (D) | (D) | (D) |
| Retail stores (except second-hand) n.e.c. | 17 | 17 | 513 | 513 | 75 | 1,649 | 1,527 | 38 | 32 | 18 |
| Second-hand stores | 30 | 12 | 1,282 | 1,076 | 239 | 3,677 | 3,522 | 62 | 56 | 29 |
| Nonstore Retailers | | | | | | | | | | |
| Total | 79 | 21 | 2,617 | 2,115 | 188 | 4,088 | 3,772 | 64 | 58 | 79 |
| Mail order houses | 1 | 1 | (D) | (D) | (D) | (D) | (D) | (D) | (D) | (D) |
| Direct selling (house-to-house) organizations | 68 | 14 | 1,936 | 1,470 | 157 | 3,557 | 3,269 | 55 | 50 | 69 |
| Merchandise vending machine operators | 10 | 6 | (D) | (D) | (D) | (D) | (D) | (D) | (D) | (D) |

Standard Notes: (D) Withheld to avoid disclosure. (NA) Not available. n.e.c. Not elsewhere classified. XXX Not applicable. (Z) Less than \$500. ... Represents zero.
¹Group totals may include data for establishments without payroll which could not be classified by detailed kind of business.

Table 103 A. RETAIL TRADE: 1948¹— STANDARD METROPOLITAN AREAS

Establishments and Sales, by Kind of Business

| Kind of business | Establishments, 1948 | | Sales, 1948 | | Establishments, 1948 | | Sales, 1948 | |
|--|------------------------------------|-----------------------|-------------------------------------|---------------------------------------|-----------------------------------|-----------------------|-------------------------------------|---------------------------------------|
| | Total (Number) | With payroll (Number) | Total, all establishments (\$1,000) | Establishments with payroll (\$1,000) | Total (Number) | With payroll (Number) | Total, all establishments (\$1,000) | Establishments with payroll (\$1,000) |
| | PHOENIX STANDARD METROPOLITAN AREA | | | | | | | |
| Retail trade, total | 3,310 | 2,217 | 308,747 | 289,611 | TUCSON STANDARD METROPOLITAN AREA | | | |
| Food stores | 800 | 380 | 62,595 | 53,493 | 1,291 | 945 | 134,841 | 128,305 |
| Eating, drinking places | 759 | 560 | 26,334 | 24,106 | 309 | 190 | 31,281 | 28,406 |
| General merchandise group | 135 | 86 | 36,140 | 35,483 | 253 | 199 | 9,804 | 9,314 |
| Apparel, accessories stores | 159 | 127 | 17,790 | 17,365 | 49 | 33 | 20,176 | 19,922 |
| Furniture, home furnishings, appliance dealers | 163 | 123 | 20,123 | 19,371 | 78 | 69 | 8,369 | 8,209 |
| Automotive group | 188 | 157 | 51,908 | 50,957 | 64 | 54 | 9,202 | 9,019 |
| Gasoline service stations | 442 | 295 | 17,455 | 14,855 | 73 | 59 | 17,900 | 17,217 |
| Lumber, building materials, hardware, farm equipment dealers | 149 | 127 | 34,234 | 33,917 | 155 | 99 | 5,958 | 4,885 |
| Drug stores, proprietary stores | 111 | 102 | 12,266 | 12,087 | 70 | 59 | 15,587 | 15,431 |
| Other retail stores | 393 | 251 | 28,144 | 26,276 | 54 | 53 | 6,781 | 6,764 |
| Nonstore retailers | 11 | 9 | 1,758 | 1,701 | 182 | 127 | 9,593 | 8,955 |
| | | | | | 4 | 3 | 190 | 183 |

Standard Notes: (D) Withheld to avoid disclosure. (NA) Not available. ... Represents zero.
¹Data in this table differ from those which appeared in the publications of the 1948 Census of Retail Trade. For a description of the adjustments see Comparison of 1948 and 1954 Censuses in the Introduction.

Table 104. RETAIL TRADE: 1954 — COUNTIES WITH 500 ESTABLISHMENTS OR MORE

Establishments, Sales, Payroll, and Personnel, by Kind of Business

| County and kind of business | Establishments | | Sales | | Payroll, entire year (\$1,000) | Payroll, workweek ended nearest Nov. 15 | | Paid employees, workweek ended nearest Nov. 15 | | Proprie- tors (un- incorpor- ated busi- nesses only) ¹ (Number) |
|---|--------------------------------|-----------------------------|---|--|---|--|-------------------------------|--|------------------------------|--|
| | Total ¹ (Number) | With payroll (Number) | Total, all establi- shments ¹ (\$1,000) | Establi- shments with payroll (\$1,000) | | Total (Dollars) | Full workweek (Dollars) | Total (Number) | Full workweek (Number) | |
| MARICOPA COUNTY (See Phoenix Standard Metro- politan Area, Table 103.) | | | | | | | | | | |
| PIMA COUNTY (See Tucson Standard Metro- politan Area, Table 103.) | | | | | | | | | | |
| PINAL COUNTY | | | | | | | | | | |
| Retail trade, total..... | 598 | 366 | 42,458 | 37,408 | 3,793 | 74,973 | 71,217 | 1,485 | 1,260 | 641 |
| Food stores, total..... | 135 | 71 | 13,255 | 11,261 | 689 | 14,751 | 13,779 | 328 | 270 | 142 |
| Grocery stores..... | 121 | 67 | 12,916 | 11,070 | 677 | 14,432 | 13,512 | 321 | 265 | 127 |
| Meat markets, fish (seafood) markets..... | 1 | 1 | (D) | (D) | (D) | (D) | (D) | (D) | (D) | (D) |
| Fruit stores, vegetable markets..... | 4 | ... | (D) | ... | ... | ... | ... | ... | ... | (D) |
| Candy, nut, confectionery stores..... | ... | ... | ... | ... | ... | ... | ... | ... | ... | ... |
| Other food stores..... | 9 | 3 | 182 | (D) | (D) | (D) | (D) | (D) | (D) | (D) |
| Eating, drinking places, total..... | 131 | 83 | 3,746 | 3,040 | 567 | 11,529 | 10,806 | 283 | 242 | 165 |
| Eating places..... | 72 | 44 | 1,637 | 1,373 | 329 | 6,487 | 6,156 | 178 | 157 | 95 |
| Drinking places..... | 59 | 39 | 2,109 | 1,667 | 238 | 5,042 | 4,650 | 105 | 85 | 70 |
| General merchandise group, total..... | 37 | 31 | 3,371 | 3,223 | 344 | 5,787 | 5,065 | 190 | 129 | 38 |
| General merchandise group (except variety)..... | 25 | 21 | 2,623 | (D) | 251 | 3,898 | 3,433 | 115 | 73 | 30 |
| Variety stores..... | 12 | 10 | 748 | (D) | 93 | 1,889 | 1,632 | 75 | 56 | 8 |
| Apparel, accessories stores, total..... | 27 | 21 | 1,013 | 973 | 84 | 1,915 | 1,765 | 50 | 38 | 32 |
| Shoe stores..... | 2 | 2 | (D) | (D) | (D) | (D) | (D) | (D) | (D) | (D) |
| Men's, boys' clothing and furnishings stores..... | 2 | 2 | (D) | (D) | (D) | (D) | (D) | (D) | (D) | (D) |
| Family clothing stores..... | 12 | 12 | 654 | 654 | 61 | 1,545 | 1,445 | 38 | 30 | 15 |
| Women's clothing, specialty stores..... | 8 | 4 | 132 | 110 | 8 | 137 | 137 | 4 | 4 | 10 |
| Ready-to-wear stores..... | (NA) | 4 | (NA) | 110 | 8 | 137 | 137 | 4 | 4 | (NA) |
| Other clothing, specialty stores..... | (NA) | ... | (NA) | ... | ... | ... | ... | ... | ... | (NA) |
| Other apparel stores..... | 1 | 1 | (D) | (D) | (D) | (D) | (D) | (D) | (D) | (D) |
| Furniture, home furnishings, appliance dealers, total..... | 28 | 18 | 1,415 | 1,281 | 160 | 2,765 | 2,578 | 45 | 39 | 29 |
| Furniture, home furnishings stores, antique stores..... | 13 | 11 | 981 | (D) | 124 | 2,153 | 2,088 | 32 | 30 | 10 |
| Household appliance, radio, TV stores..... | 15 | 7 | 434 | (D) | 36 | 612 | 490 | 13 | 9 | 19 |
| Automotive group..... | 28 | 22 | 6,445 | 5,991 | 652 | 13,525 | 13,351 | 163 | 156 | 31 |
| Gasoline service stations..... | 79 | 43 | 4,277 | 3,459 | 338 | 7,337 | 7,002 | 131 | 119 | 83 |
| Lumber, bldg. mats., hardware, farm equip. dealers, total..... | 25 | 23 | 4,891 | (D) | 576 | 10,517 | 10,462 | 150 | 146 | 13 |
| Farm equipment dealers..... | 8 | 8 | 3,004 | 3,004 | 398 | 7,470 | 7,470 | 103 | 102 | 2 |
| Lumber, building materials, supplies, equipment dealers..... | 10 | 10 | 1,533 | 1,533 | 158 | 2,621 | 2,566 | 40 | 37 | 3 |
| Hardware stores..... | 7 | 5 | 354 | (D) | 20 | 426 | 426 | 7 | 7 | 8 |
| Drug stores, proprietary stores, total..... | 11 | 9 | 1,076 | (D) | (D) | (D) | (D) | (D) | (D) | (D) |
| Drug stores..... | (NA) | 8 | (NA) | 1,024 | 143 | 2,720 | 2,548 | 69 | 57 | (NA) |
| Proprietary stores..... | (NA) | 1 | (NA) | (D) | (D) | (D) | (D) | (D) | (D) | (NA) |
| Other retail stores, total..... | 79 | 43 | 2,752 | 2,226 | 232 | 4,052 | 3,786 | 75 | 63 | 78 |
| Liquor stores..... | 11 | 9 | 488 | (D) | 36 | 658 | 658 | 13 | 13 | 10 |
| Fuel, ice dealers..... | 5 | 3 | 224 | (D) | 28 | 551 | 534 | 9 | 7 | 4 |
| Feed, farm, garden supply stores..... | 9 | 7 | 1,151 | (D) | 119 | 1,765 | 1,631 | 26 | 23 | 6 |
| Jewelry stores..... | 15 | 11 | 304 | 252 | 26 | 570 | 530 | 13 | 10 | 16 |
| Book, stationery stores..... | 4 | ... | 144 | ... | ... | ... | ... | ... | ... | 4 |
| Other retail stores (except second-hand)..... | 12 | 6 | 213 | 129 | 9 | 259 | 209 | 7 | 5 | 13 |
| Second-hand stores..... | 13 | 7 | 136 | 102 | 14 | 249 | 224 | 7 | 5 | 13 |
| Nonstore retailers..... | 18 | 2 | 217 | (D) | (D) | (D) | (D) | (D) | (D) | (D) |

Standard Notes: (D) Withheld to avoid disclosure. (NA) Not available. n.e.c. Not elsewhere classified. XXX Not applicable. (Z) Less than \$500. ... Represents zero.

¹ Group totals may include data for establishments without payroll which could not be classified by detailed kind of business.

Table 105. RETAIL TRADE: 1954 — CITIES WITH 500 ESTABLISHMENTS OR MORE

Establishments, Sales, Payroll, and Personnel, by Kind of Business

| City and kind of business | Establishments | | Sales | | Payroll, entire year (\$1,000) | Payroll, workweek ended nearest Nov. 15 | | Paid employees, workweek ended nearest Nov. 15 | | Proprietors (un- incorporated business- only) ¹ (Number) |
|--|--------------------------------|-----------------------------|---|---|---|--|-------------------------------|--|------------------------------|---|
| | Total ¹ (Number) | With payroll (Number) | Total, all establi- shments ² (\$1,000) | Establi- shments with payroll (\$1,000) | | Total (Dollars) | Full workweek (Dollars) | Total (Number) | Full workweek (Number) | |
| | PHOENIX | | | | | | | | | |
| Retail trade, total..... | 2,405 | 1,647 | 315,033 | 298,815 | 37,433 | 746,149 | 704,276 | 13,301 | 11,448 | 2,477 |
| Food stores, total..... | 377 | 193 | 54,463 | 48,403 | 3,359 | 69,783 | 63,448 | 1,271 | 952 | 410 |
| Grocery stores..... | 301 | 151 | 49,921 | 44,741 | 2,852 | 58,554 | 53,096 | 994 | 735 | 328 |
| Meat markets, fish (seafood) markets..... | 19 | 13 | 1,808 | 1,560 | 141 | 2,523 | 2,354 | 42 | 35 | 23 |
| Fruit stores, vegetable markets..... | 20 | 2 | 670 | (D) | (D) | (D) | (D) | (D) | (D) | (D) |
| Candy, nut, confectionery stores..... | 5 | 3 | (D) | (D) | (D) | (D) | (D) | (D) | (D) | (D) |
| Bakery products stores..... | 19 | 15 | 1,002 | 870 | 197 | 3,968 | 3,819 | 84 | 78 | 16 |
| Other food stores..... | 13 | 9 | (D) | (D) | (D) | (D) | (D) | (D) | (D) | (D) |
| Eating, drinking places, total..... | 521 | 401 | 23,734 | 22,196 | 5,431 | 112,439 | 103,173 | 2,557 | 2,187 | 638 |
| Eating places (except refreshment stands)..... | 318 | 242 | 15,748 | 14,876 | 4,183 | 87,269 | 81,590 | 2,026 | 1,753 | 363 |
| Refreshment stands..... | 41 | 27 | 901 | 669 | 96 | 1,733 | 1,151 | 50 | 38 | 51 |
| Drinking places..... | 162 | 132 | 7,085 | 6,651 | 1,152 | 23,437 | 20,064 | 481 | 366 | 224 |
| General merchandise group, total..... | 76 | 60 | 36,540 | 36,288 | 5,446 | 101,805 | 94,458 | 2,352 | 1,831 | 67 |
| Department stores..... | 4 | 4 | (D) | (D) | (D) | (D) | (D) | (D) | (D) | (D) |
| Dry goods, general merchandise stores..... | 20 | 18 | 8,256 | (D) | (D) | (D) | (D) | (D) | (D) | (D) |
| General stores..... | 2 | ••• | (D) | ••• | ••• | ••• | ••• | ••• | ••• | (D) |
| Variety stores..... | 50 | 38 | 7,015 | 6,829 | 1,093 | 21,300 | 19,236 | 621 | 461 | 49 |
| Apparel, accessories stores, total..... | 167 | 153 | 22,444 | 22,132 | 3,133 | 60,025 | 57,935 | 1,151 | 1,004 | 119 |
| Shoe stores..... | 34 | 34 | 4,218 | 4,218 | 530 | 9,504 | 8,924 | 161 | 123 | 14 |
| Men's, boys' clothing and furnishings stores..... | (NA) | 28 | (NA) | (D) | 590 | 10,660 | 10,417 | 159 | 144 | (NA) |
| Family clothing stores..... | (NA) | 15 | (NA) | 2,641 | 381 | 6,804 | 6,441 | 139 | 121 | (NA) |
| Women's clothing, specialty stores..... | 64 | 56 | 10,684 | 10,524 | 1,519 | 30,660 | 29,780 | 618 | 564 | 47 |
| Ready-to-wear stores..... | (NA) | 48 | (NA) | 10,036 | 1,457 | 29,709 | 28,881 | 597 | 545 | (NA) |
| Millinery stores..... | (NA) | 3 | (NA) | 255 | 41 | 608 | 556 | 14 | 12 | (NA) |
| Other clothing, specialty stores..... | (NA) | 5 | (NA) | 233 | 21 | 343 | 343 | 7 | 7 | (NA) |
| Other apparel stores..... | 22 | 20 | 1,054 | (D) | 113 | 2,397 | 2,373 | 54 | 52 | 22 |
| Furniture, home furnishings, appliance dealers, total..... | 180 | 120 | 23,266 | 22,120 | 3,537 | 70,971 | 67,990 | 1,141 | 1,055 | 182 |
| Furniture, home furnishings stores..... | 102 | 76 | 18,334 | 17,894 | 2,769 | 55,762 | 53,026 | 914 | 837 | 106 |
| Furniture stores..... | (NA) | 48 | (NA) | 15,755 | 2,498 | 49,200 | 46,969 | 804 | 734 | (NA) |
| Home furnishings stores, antique stores..... | (NA) | 28 | (NA) | 2,139 | 271 | 6,562 | 6,057 | 110 | 103 | (NA) |
| Household appliance, radio, TV stores..... | 76 | 44 | 4,904 | 4,226 | 768 | 15,209 | 14,964 | 227 | 218 | 74 |
| Automotive group, total..... | 154 | 106 | 57,062 | 55,512 | 5,727 | 116,941 | 112,080 | 1,348 | 1,281 | 146 |
| Passenger car dealers (franchised)..... | 25 | 21 | 37,324 | 37,218 | 4,025 | 84,412 | 80,226 | 920 | 872 | 13 |
| Passenger car dealers (nonfranchised)..... | 78 | 52 | 12,472 | 11,460 | 758 | 13,618 | 13,252 | 160 | 169 | 89 |
| Tire, battery, accessory dealers..... | 30 | 20 | 4,033 | 3,825 | 717 | 14,093 | 14,091 | 177 | 176 | 25 |
| Other automotive dealers..... | 19 | 13 | 3,197 | 3,009 | 227 | 4,818 | 4,511 | 71 | 64 | 17 |
| Gasoline service stations..... | 266 | 222 | 21,769 | 20,917 | 2,197 | 44,924 | 42,590 | 811 | 714 | 287 |
| Lumber, bldg. mats., hardware, farm equip. dealers, total..... | 96 | 70 | 28,058 | 27,714 | 2,643 | 52,178 | 51,075 | 694 | 663 | 62 |
| Farm equipment dealers..... | 8 | 8 | 2,788 | 2,788 | 435 | 8,864 | 8,864 | 113 | 113 | 3 |
| Lumber, building materials dealers..... | 35 | 31 | 21,693 | 21,589 | 1,779 | 34,161 | 33,331 | 439 | 419 | 26 |
| Plumbing, paint, electrical stores..... | 29 | 17 | 2,136 | 1,896 | 234 | 4,929 | 4,914 | 69 | 68 | 20 |
| Hardware stores..... | 14 | 14 | 1,441 | 1,441 | 195 | 4,224 | 3,966 | 73 | 63 | 13 |
| Drug stores, proprietary stores, total..... | 91 | 85 | 11,888 | 11,730 | 1,643 | 30,984 | 27,688 | 671 | 518 | 90 |
| Drug stores..... | (NA) | 90 | (NA) | 11,461 | 1,613 | 30,410 | 27,181 | 658 | 507 | (NA) |
| Proprietary stores..... | (NA) | 5 | (NA) | 269 | 30 | 574 | 507 | 13 | 11 | (NA) |
| Other retail stores, total..... | 355 | 219 | 31,757 | 29,369 | 3,761 | 71,672 | 69,480 | 1,158 | 1,061 | 349 |
| Liquor stores..... | 59 | 47 | 4,403 | 3,763 | 257 | 4,560 | 4,085 | 84 | 66 | 67 |
| Fuel, ice dealers..... | 7 | 3 | 5,536 | 5,514 | 662 | 12,182 | 12,162 | 176 | 174 | 5 |
| Feed, farm, garden supply stores..... | 22 | 14 | 6,800 | 6,710 | 671 | 12,722 | 12,646 | 183 | 181 | 14 |
| Jewelry stores..... | 50 | 26 | 3,714 | 3,366 | 507 | 9,501 | 9,292 | 162 | 149 | 55 |
| Book, stationery stores..... | 7 | 7 | 1,220 | 1,220 | 291 | 5,666 | 5,493 | 72 | 68 | 1 |
| Sporting goods, bicycle stores..... | 21 | 15 | 923 | 833 | 86 | 1,862 | 1,779 | 32 | 28 | 22 |
| Florists..... | 13 | 13 | 1,001 | 1,001 | 232 | 4,554 | 4,362 | 85 | 78 | 9 |
| Cigar stores, stands..... | 1 | 1 | (D) | (D) | (D) | (D) | (D) | (D) | (D) | (D) |
| News dealers, newsstands..... | 7 | 7 | (D) | (D) | (D) | (D) | (D) | (D) | (D) | (D) |
| Gift, novelty, souvenir stores..... | 18 | 6 | 386 | 216 | 30 | 465 | 442 | 13 | 12 | 16 |
| Music stores..... | 11 | 9 | 1,425 | (D) | (D) | (D) | (D) | (D) | (D) | (D) |
| Camera, photographic supply stores..... | 6 | 6 | 896 | 896 | 118 | 1,922 | 1,860 | 41 | 39 | 5 |
| Other retail stores (except second-hand)..... | 54 | 46 | 3,765 | 3,605 | 622 | 12,724 | 12,081 | 196 | 183 | 53 |
| Second-hand stores..... | 47 | 25 | 922 | 740 | 89 | 1,720 | 1,690 | 37 | 35 | 49 |
| Nonstore retailers, total..... | 132 | 18 | 4,052 | 2,434 | 556 | 14,427 | 14,359 | 187 | 182 | 127 |
| Mail order houses..... | 6 | ••• | (D) | ••• | ••• | ••• | ••• | ••• | ••• | (D) |
| Direct selling (house-to-house) organizations..... | 112 | 12 | 2,866 | 1,448 | 480 | 12,897 | 12,836 | 166 | 162 | 110 |
| Merchandise vending machine operators..... | 14 | 6 | (D) | 986 | 76 | 1,530 | 1,523 | 21 | 20 | (D) |
| TUCSON | | | | | | | | | | |
| Retail trade, total..... | 1,235 | 963 | 169,992 | 164,074 | 20,856 | 406,747 | 380,017 | 7,579 | 6,445 | 1,221 |
| Food stores, total..... | 185 | 129 | 41,681 | 39,811 | 2,925 | 56,252 | 48,684 | 988 | 735 | 185 |
| Grocery stores..... | 140 | 92 | 39,799 | 38,031 | 2,662 | 50,558 | 43,280 | 870 | 632 | 136 |
| Meat markets, fish (seafood) markets..... | 9 | 7 | (D) | (D) | (D) | (D) | (D) | (D) | (D) | (D) |
| Fruit stores, vegetable markets..... | 2 | ••• | (D) | ••• | ••• | ••• | ••• | ••• | ••• | (D) |
| Candy, nut, confectionery stores..... | 4 | 4 | 83 | 83 | 8 | 97 | 60 | 3 | 2 | 6 |
| Other food stores..... | 30 | 26 | 1,028 | (D) | (D) | (D) | (D) | (D) | (D) | (D) |
| Eating, drinking places, total..... | 246 | 216 | 11,856 | 11,410 | 2,520 | 52,763 | 48,368 | 1,317 | 1,102 | 302 |
| Eating places..... | 163 | 135 | 7,067 | (D) | 1,663 | 35,389 | 33,216 | 933 | 810 | 195 |
| Drinking places..... | 83 | 81 | 4,789 | (D) | 857 | 17,374 | 15,152 | 384 | 292 | 107 |
| General merchandise group, total..... | 39 | 31 | 19,678 | 19,538 | 3,088 | 47,431 | 43,658 | 1,248 | 1,044 | 35 |
| General merchandise group (except variety)..... | 22 | 20 | 16,244 | (D) | 2,573 | 38,006 | 35,526 | 951 | 837 | 24 |
| Variety stores..... | 17 | 11 | 3,434 | (D) | 515 | 9,425 | 8,132 | 297 | 207 | 11 |

Standard Notes: (D) Withheld to avoid disclosure. (NA) Not available. n.e.c. Not elsewhere classified. XXX Not applicable. (Z) Less than \$500. ... Represents zero.

¹Group totals may include data for establishments without payroll which could not be classified by detailed kind of business.

RETAIL TRADE—AREA STATISTICS

Table 105. RETAIL TRADE: 1954 — CITIES WITH 500 ESTABLISHMENTS OR MORE—Continued

Establishments, Sales, Payroll, and Personnel, by Kind of Business

| City and kind of business | Establishments | | Sales | | Payroll, entire year (\$1,000) | Payroll, workweek ended nearest Nov. 15 | | Paid employees, workweek ended nearest Nov. 15 | | Proprietors (unincorporated businesses only) ¹ (Number) |
|--|--------------------|--------------|--|-----------------------------|-----------------------------------|---|---------------|--|---------------|---|
| | Total ¹ | With payroll | Total, all establishments ² | Establishments with payroll | | Total | Full workweek | Total | Full workweek | |
| | (Number) | (Number) | (\$1,000) | (\$1,000) | | (Dollars) | (Dollars) | (Number) | (Number) | |
| TUCSON--Con. | | | | | | | | | | |
| Apparel, accessories stores, total..... | 101 | 85 | 13,113 | 12,929 | 1,959 | 35,901 | 34,193 | 787 | 684 | 67 |
| Shoe stores..... | 15 | 15 | 1,601 | 1,601 | 222 | 3,789 | 3,436 | 70 | 48 | 3 |
| Men's, boys' clothing and furnishings stores..... | (NA) | 13 | (NA) | 1,365 | 227 | 4,246 | 3,832 | 79 | 68 | (NA) |
| Family clothing stores..... | (NA) | 12 | (NA) | (D) | (D) | (D) | (D) | (D) | (D) | (NA) |
| Women's clothing, specialty stores..... | 41 | 35 | 4,153 | (D) | (D) | (D) | (D) | (D) | (D) | (D) |
| Ready-to-wear stores..... | (NA) | 26 | (NA) | (D) | (D) | (D) | (D) | (D) | (D) | (NA) |
| Other clothing, specialty stores..... | (NA) | 9 | (NA) | 357 | 50 | 943 | 851 | 27 | 22 | (NA) |
| Other apparel stores..... | 12 | 10 | (D) | (D) | (D) | (D) | (D) | (D) | (D) | (D) |
| Furniture, home furnishings, appliance dealers, total..... | 88 | 74 | 9,113 | 8,757 | 1,313 | 27,643 | 27,214 | 419 | 399 | 81 |
| Furniture, home furnishings stores, antique stores..... | 47 | 39 | 5,206 | 5,046 | 774 | 17,228 | 17,065 | 280 | 272 | 45 |
| Household appliance, radio, TV stores..... | 41 | 35 | 3,907 | 3,711 | 539 | 10,415 | 10,149 | 139 | 127 | 36 |
| Automotive group..... | 75 | 63 | 29,551 | 29,017 | 3,360 | 67,078 | 66,353 | 758 | 742 | 69 |
| Gasoline service stations..... | 139 | 123 | 10,030 | 9,760 | 1,160 | 23,814 | 22,163 | 458 | 380 | 131 |
| Lumber, bldg. mats., hardware, farm equip. dealers, total..... | 66 | 52 | 15,688 | 15,376 | 2,034 | 43,327 | 41,159 | 603 | 548 | 60 |
| Farm equipment dealers..... | 1 | 1 | (D) | (D) | (D) | (D) | (D) | (D) | (D) | (D) |
| Lumber, building materials, supplies, equipment dealers..... | 41 | 37 | (D) | (D) | (D) | (D) | (D) | (D) | (D) | (D) |
| Hardware stores..... | 22 | 14 | 3,176 | 2,976 | 390 | 7,231 | 7,099 | 98 | 89 | 22 |
| Drug stores, proprietary stores, total..... | 60 | 52 | 6,098 | 6,020 | 827 | 19,376 | 16,708 | 431 | 311 | 44 |
| Drug stores..... | (NA) | 51 | (NA) | (D) | (D) | (D) | (D) | (D) | (D) | (NA) |
| Proprietary stores..... | (NA) | 1 | (NA) | (D) | (D) | (D) | (D) | (D) | (D) | (NA) |
| Other retail stores, total..... | 197 | 125 | 11,969 | 10,541 | 1,579 | 31,285 | 29,746 | 537 | 469 | 208 |
| Liquor stores..... | 18 | 16 | 1,914 | (D) | 75 | 1,581 | 1,244 | 34 | 20 | 25 |
| Fuel, ice dealers..... | 10 | 4 | 912 | (D) | (D) | (D) | (D) | (D) | (D) | (D) |
| Feed, farm, garden supply stores..... | 10 | 6 | 605 | 425 | 61 | 1,502 | 1,272 | 31 | 23 | 13 |
| Jewelry stores..... | 29 | 17 | (D) | (D) | (D) | (D) | (D) | (D) | (D) | (D) |
| Book, stationery stores..... | 9 | 7 | (D) | 610 | 78 | 1,649 | 1,554 | 30 | 26 | 5 |
| Other retail stores (except second-hand)..... | 92 | 56 | 4,381 | 4,029 | 585 | 11,651 | 11,250 | 219 | 191 | 90 |
| Second-hand stores..... | 13 | 9 | 1,062 | 1,008 | 212 | 3,173 | 3,018 | 52 | 46 | 13 |
| Nonstore retailers..... | 39 | 13 | 1,215 | 915 | 91 | 1,877 | 1,771 | 33 | 31 | 39 |

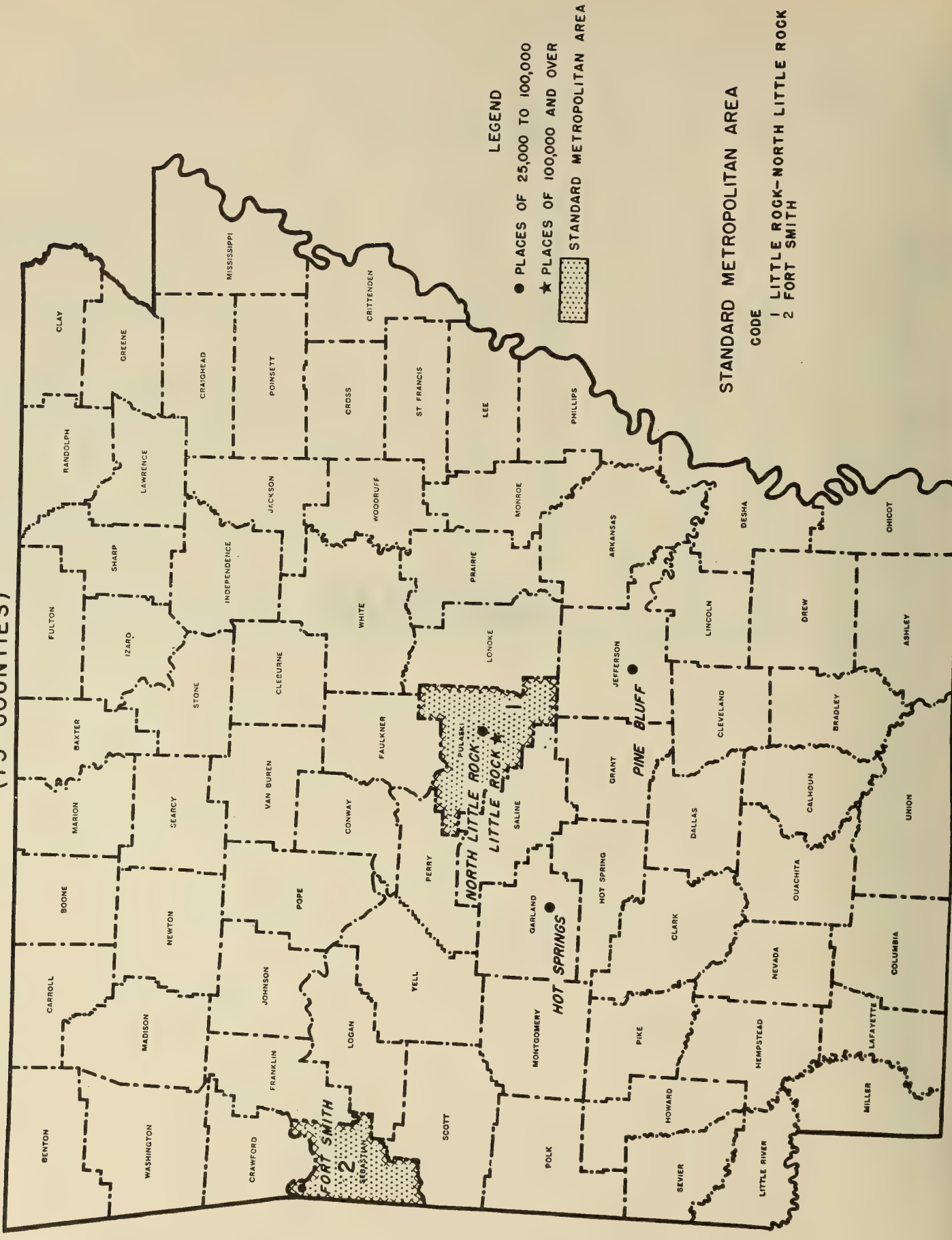
Standard Notes: (D) Withheld to avoid disclosure. (NA) Not available. n.e.c. Not elsewhere classified. XXX Not applicable. (Z) Less than \$500. ... Represents zero.

¹Group totals may include data for establishments without payroll which could not be classified by detailed kind of business.



ARKANSAS

ARKANSAS (75 COUNTIES)



LEGEND

● PLACES OF 25,000 TO 100,000

★ PLACES OF 100,000 AND OVER



STANDARD METROPOLITAN AREA

STANDARD METROPOLITAN AREA

CODE

1 LITTLE ROCK-NORTH LITTLE ROCK

2 FORT SMITH

CONTENTS

| <u>Table</u> | <u>Page</u> |
|--|-------------|
| 101. Retail Trade: 1954 - The State..... | 4-4 |
| 101A. Retail Trade: 1954 and 1948 - The State..... | 4-5 |
| 102. Retail Trade: 1954 - Counties; Cities of 2,500 Inhabitants or More..... | 4-6 |
| 102A. Retail Trade: 1948 - Counties; Cities of 2,500 Inhabitants or More..... | 4-12 |
| 103. Retail Trade: 1954 - Standard Metropolitan Areas..... | 4-13 |
| 103A. Retail Trade: 1948 - Standard Metropolitan Areas..... | 4-15 |
| 104. Retail Trade: 1954 - Counties With 500 Establishments or More..... | 4-16 |
| 105. Retail Trade: 1954 - Cities With 500 Establishments or More..... | 4-20 |

List of corrections for this State
appears at end of chapter.

RETAIL TRADE—AREA STATISTICS

Table 101. RETAIL TRADE: 1954 — THE STATE

Establishments, Sales, Payroll, and Personnel, by Kind of Business

| Kind of business | Establishments | | Sales | | Payroll, entire year (\$1,000) | Payroll, workweek ended nearest Nov. 15 | | Paid employees, workweek ended nearest Nov. 15 | | Proprietors (un- incorporated businesses only) ¹ (Number) |
|--|--------------------------------|-----------------------------|---|--|---|--|-------------------------------|--|------------------------------|--|
| | Total ¹ (Number) | With payroll (Number) | Total, all establish- ments ¹ (\$1,000) | Establish- ments with payroll (\$1,000) | | Total (Dollars) | Full workweek (Dollars) | Total (Number) | Full workweek (Number) | |
| Retail trade, total | 18,783 | 10,965 | 1,333,632 | 1,182,690 | 112,284 | 2,186,581 | 2,078,064 | 53,985 | 45,797 | 20,009 |
| Food Stores | | | | | | | | | | |
| Total | 5,329 | 1,769 | 299,033 | 225,085 | 13,152 | 247,268 | 223,636 | 6,419 | 4,814 | 5,792 |
| Grocery stores..... | 5,058 | 1,662 | 290,994 | 219,874 | 12,397 | 233,521 | 212,452 | 5,922 | 4,528 | 5,496 |
| Meat markets..... | 23 | 17 | 1,663 | 1,555 | 122 | 2,378 | 2,324 | 53 | 5 | 27 |
| Fish (seafood) markets..... | 41 | 7 | 1,331 | 116 | (D) | 167 | 162 | 6 | 5 | 25 |
| Fruit stores, vegetable markets..... | 55 | 21 | 1,031 | 675 | (D) | (D) | (D) | (D) | (D) | (D) |
| Candy, nut, confectionery stores..... | 47 | 35 | 1,205 | 995 | 237 | 1,578 | 1,541 | 43 | 39 | 59 |
| Bakery products stores..... | (NA) | 32 | (NA) | (D) | (D) | 4,289 | 4,099 | 139 | 124 | 49 |
| Bakeries, with baking on premises..... | (NA) | 3 | (NA) | (D) | (D) | (D) | (D) | (D) | (D) | (NA) |
| Bakeries, without baking on premises..... | 7 | 1 | 81 | (D) | (D) | (D) | (D) | (D) | (D) | (NA) |
| Delicatessen stores..... | 52 | 22 | 1,852 | 884 | 89 | 2,049 | 1,802 | 58 | 42 | 61 |
| Food stores, n.e.c..... | | | | | | | | | | |
| Eating, Drinking Places | | | | | | | | | | |
| Total | 2,379 | 1,725 | 62,937 | 55,349 | 9,814 | 211,407 | 198,929 | 8,380 | 7,366 | 2,834 |
| Eating places (except refreshment stands)..... | 1,754 | 1,292 | 50,980 | 45,644 | 8,545 | 187,216 | 176,657 | 7,454 | 6,609 | 2,118 |
| Restaurants, cafeterias..... | (NA) | 1,265 | (NA) | 45,227 | 8,417 | 184,922 | 174,463 | 7,388 | 6,553 | (NA) |
| Caterers..... | (NA) | 2 | (NA) | (D) | (D) | (D) | (D) | (D) | (D) | (NA) |
| In-plant food contractors..... | (NA) | 15 | (NA) | (D) | (D) | (D) | (D) | (D) | (D) | (NA) |
| Refreshment stands..... | 242 | 176 | 4,584 | 3,860 | 539 | 10,824 | 9,536 | 430 | 324 | 274 |
| Drinking places..... | 391 | 267 | 7,355 | 5,845 | 730 | 13,367 | 12,736 | 496 | 433 | 440 |
| General Merchandise Group | | | | | | | | | | |
| Total | 1,523 | 987 | 148,954 | 137,166 | 15,806 | 300,945 | 271,758 | 9,457 | 6,711 | 1,535 |
| Department stores..... | 21 | 21 | 43,771 | 43,771 | 7,066 | 140,618 | 130,473 | 3,339 | 2,744 | *** |
| Dry goods, general merchandise stores..... | 717 | 439 | 53,937 | 47,775 | 4,609 | 88,118 | 78,824 | 2,882 | 1,909 | 712 |
| General stores..... | 500 | 240 | 29,711 | 24,821 | 1,363 | 25,407 | 22,862 | 806 | 623 | 575 |
| Variety stores..... | 279 | 237 | 21,393 | 20,799 | 2,768 | 46,802 | 39,599 | 2,430 | 1,435 | 242 |
| Apparel, Accessories Stores | | | | | | | | | | |
| Total | 982 | 854 | 69,472 | 66,980 | 7,901 | 155,273 | 144,282 | 4,554 | 3,432 | 919 |
| Shoe stores..... | 202 | 182 | 12,297 | 11,857 | 1,526 | 29,176 | 27,251 | 737 | 550 | 166 |
| Men's shoe stores..... | (NA) | 15 | (NA) | (D) | (D) | (D) | (D) | (D) | (D) | (NA) |
| Women's shoe stores..... | (NA) | 30 | (NA) | 2,349 | 306 | 5,628 | 5,272 | 134 | 94 | (NA) |
| Children's, juveniles' shoe stores..... | (NA) | 1 | (NA) | (D) | (D) | (D) | (D) | (D) | (D) | (NA) |
| Family shoe stores..... | (NA) | 136 | (NA) | 8,853 | 1,142 | 21,822 | 20,370 | 567 | 425 | (NA) |
| Men's, boys' clothing and furnishings stores..... | (NA) | 115 | (NA) | 9,440 | 1,110 | 19,477 | 18,829 | 429 | 367 | (NA) |
| Men's, boys' clothing stores..... | (NA) | 95 | (NA) | 7,965 | 952 | 16,756 | 16,185 | 367 | 315 | (NA) |
| Men's, boys' furnishings stores..... | (NA) | 20 | (NA) | 1,475 | 158 | 2,721 | 2,644 | 62 | 52 | (NA) |
| Family clothing stores..... | (NA) | 266 | (NA) | 23,533 | 2,648 | 54,049 | 47,991 | 1,869 | 1,174 | (NA) |
| Women's clothing, specialty stores..... | 289 | 251 | 20,705 | 20,107 | 2,401 | 48,160 | 46,107 | 1,400 | 1,241 | 258 |
| Ready-to-wear stores..... | (NA) | 214 | (NA) | 18,677 | 2,174 | 43,464 | 41,686 | 1,287 | 1,144 | (NA) |
| Millinery stores..... | (NA) | 24 | (NA) | 876 | 155 | 2,860 | 2,691 | 79 | 66 | (NA) |
| Clothing, specialty stores, n.e.c..... | (NA) | 13 | (NA) | 554 | 72 | 1,836 | 1,730 | 34 | 31 | (NA) |
| Children's, infants' wear stores..... | 34 | 26 | 1,359 | 1,171 | 79 | 2,002 | 1,824 | 66 | 51 | 46 |
| Apparel stores, n.e.c..... | 22 | 14 | 1,040 | 872 | 137 | 2,409 | 2,280 | 53 | 49 | 18 |
| Furniture, Home Furnishings, Appliance Dealers | | | | | | | | | | |
| Total | 849 | 617 | 56,823 | 52,569 | 6,727 | 128,944 | 125,841 | 2,541 | 2,419 | 904 |
| Furniture, home furnishings stores..... | 492 | 380 | 35,104 | 33,316 | 4,200 | 78,746 | 77,367 | 1,578 | 1,508 | 539 |
| Furniture stores..... | (NA) | 335 | (NA) | 30,308 | 3,689 | 69,304 | 68,163 | 1,385 | 1,323 | (NA) |
| Floor covering stores..... | (NA) | 15 | (NA) | 1,095 | 203 | 3,920 | 3,920 | 62 | 62 | (NA) |
| Home furnishings stores, n.e.c., antique stores..... | (NA) | 30 | (NA) | 1,913 | 308 | 5,522 | 5,284 | 131 | 123 | (NA) |
| Household appliance, radio, TV stores..... | 351 | 237 | 21,573 | 19,253 | 2,527 | 50,198 | 48,474 | 963 | 911 | 359 |
| Household appliance stores..... | (NA) | 127 | (NA) | 10,974 | 1,530 | 30,131 | 28,887 | 554 | 530 | (NA) |
| Appliance, radio, TV stores..... | (NA) | 73 | (NA) | 6,240 | 752 | 14,742 | 14,552 | 293 | 282 | (NA) |
| Radio, TV stores..... | (NA) | 37 | (NA) | 2,039 | 245 | 5,325 | 5,035 | 116 | 99 | (NA) |
| Automotive Group | | | | | | | | | | |
| Total | 1,184 | 886 | 280,849 | 272,373 | 22,825 | 438,939 | 434,395 | 7,172 | 6,996 | 1,217 |
| Passenger car dealers (franchised)..... | 537 | 479 | 221,430 | 221,430 | 18,962 | 363,771 | 361,509 | 5,766 | 5,686 | 532 |
| Passenger car dealers (nonfranchised)..... | 273 | 119 | 27,276 | 23,218 | 914 | 18,026 | 17,565 | 312 | 301 | 332 |
| Tire, battery, accessory dealers..... | 344 | 266 | 28,053 | 26,405 | 2,885 | 55,696 | 53,875 | 1,063 | 978 | 321 |
| Motorcycle, aircraft, boat dealers..... | 21 | 15 | 553 | (D) | 32 | 794 | 794 | 20 | 20 | 21 |
| Household trailer dealers..... | 9 | 7 | 799 | (D) | 32 | 652 | 652 | 11 | 11 | 11 |
| Automotive dealers, n.e.c..... | *** | *** | *** | *** | *** | *** | *** | *** | *** | *** |
| Gasoline Service Stations | | | | | | | | | | |
| Total | 2,102 | 1,282 | 91,765 | 75,411 | 6,514 | 131,145 | 125,576 | 3,367 | 3,012 | 2,323 |
| Lumber, Bldg. Mats., Hardware, Farm Equipment Dealers | | | | | | | | | | |
| Total | 1,067 | 889 | 130,665 | 126,057 | 13,570 | 259,786 | 253,476 | 4,916 | 4,655 | 1,022 |
| Farm equipment dealers..... | 268 | 244 | 54,131 | 53,343 | 5,169 | 95,041 | 93,359 | 1,732 | 1,673 | 254 |
| Lumber, building materials dealers..... | 333 | 299 | 47,041 | 46,425 | 5,316 | 104,251 | 101,649 | 1,984 | 1,863 | 267 |
| Paint, glass, wallpaper stores..... | 48 | 56 | 4,015 | 3,765 | 516 | 10,218 | 10,007 | 173 | 165 | 61 |
| Plumbing, electrical supply stores..... | 57 | 39 | 3,606 | 3,088 | 526 | 10,952 | 10,216 | 192 | 169 | 56 |
| Hardware stores..... | 339 | 251 | 21,860 | 19,436 | 2,043 | 39,318 | 38,245 | 835 | 785 | 380 |
| Drug Stores, Proprietary Stores | | | | | | | | | | |
| Total | 656 | 542 | 39,316 | 37,108 | 4,618 | 88,016 | 82,890 | 2,501 | 2,113 | 730 |
| Drug stores..... | (NA) | 510 | (NA) | 36,318 | 4,553 | 87,182 | 82,131 | 2,461 | 2,082 | (NA) |
| Proprietary stores..... | (NA) | 32 | (NA) | 790 | 65 | 834 | 759 | 40 | 31 | (NA) |
| Other Retail Stores | | | | | | | | | | |
| Total | 2,225 | 1,337 | 142,131 | 127,797 | 10,313 | 201,856 | 194,532 | 4,245 | 3,860 | 2,261 |
| Liquor stores..... | 488 | 360 | 26,409 | 22,545 | 1,247 | 22,711 | 21,455 | 590 | 531 | 513 |
| Fuel, ice dealers..... | 211 | 153 | 14,651 | 14,009 | 2,120 | 41,424 | 40,524 | 767 | 717 | 188 |
| Fuel dealers (coal, wood)..... | (NA) | 22 | (NA) | 734 | 104 | 2,347 | 2,251 | 62 | 56 | (NA) |
| Liquefied petroleum gas dealers..... | (NA) | 104 | (NA) | 11,025 | 1,750 | 34,678 | 34,080 | 608 | 574 | (NA) |
| Fuel oil dealers..... | (NA) | 10 | (NA) | 1,770 | 159 | 2,600 | 2,480 | 45 | 41 | (NA) |
| Ice dealers..... | (NA) | 17 | (NA) | 480 | 107 | 1,799 | 1,713 | 52 | 46 | (NA) |
| Hay, grain, feed stores..... | 252 | 206 | 61,803 | 59,967 | 2,625 | 54,965 | 53,064 | 1,122 | 1,049 | 217 |
| Farm, garden supply stores..... | 83 | 63 | 6,908 | 6,612 | 531 | 9,448 | 9,081 | 200 | 182 | 69 |

Standard Notes: (D) Withheld to avoid disclosure. (NA) Not available. n.e.c. Not elsewhere classified. XXX Not applicable. (Z) Less than \$500. ... Represents zero.
¹ Group totals may include data for establishments without payroll which could not be classified by detailed kind of business.

Table 101. RETAIL TRADE: 1954 — THE STATE — Continued
Establishments, Sales, Payroll, and Personnel, by Kind of Business

| Kind of business | Establishments | | Sales | | Payroll, entire year (\$1,000) | Payroll, workweek ended nearest Nov. 15 | | Paid employees, workweek ended nearest Nov. 15 | | Proprietors (unincorporated businesses only) ¹ (Number) |
|--|--------------------|--------------|--|-----------------------------|-----------------------------------|---|---------------|--|---------------|---|
| | Total ¹ | With payroll | Total, all establishments ¹ | Establishments with payroll | | Total | Full workweek | Total | Full workweek | |
| | (Number) | (Number) | (\$1,000) | (\$1,000) | | (Dollars) | (Dollars) | (Number) | (Number) | |
| Other Retail Stores—Con. | | | | | | | | | | |
| Jewelry stores..... | 211 | 129 | 8,749 | 7,823 | 1,401 | 27,714 | 26,967 | 476 | 436 | 210 |
| Book stores..... | 21 | 11 | 731 | 595 | 68 | 1,062 | 1,027 | 37 | 32 | 24 |
| Stationery stores..... | 21 | 13 | 1,062 | 984 | 114 | 1,559 | 1,535 | 55 | 53 | 22 |
| Sporting goods stores..... | 73 | 35 | 2,109 | 1,613 | 178 | 2,873 | 2,786 | 76 | 62 | 82 |
| Bicycle stores..... | 1 | 1 | (D) | (D) | (D) | (D) | (D) | (D) | (D) | (D) |
| Florists..... | 161 | 97 | 3,454 | 2,770 | 376 | 8,359 | 7,561 | 224 | 186 | 175 |
| Cigar stores, stands..... | 28 | 12 | 869 | 603 | 46 | 766 | 752 | 22 | 21 | 29 |
| News dealers, newsstands..... | 55 | 17 | 910 | 478 | 41 | 976 | 757 | 45 | 24 | 57 |
| Gift, novelty, souvenir stores..... | 79 | 31 | 1,336 | 998 | 146 | 2,933 | 2,604 | 61 | 40 | 83 |
| Music stores..... | 27 | 23 | 2,325 | 2,279 | 375 | 7,034 | 6,935 | 130 | 131 | 24 |
| Camera, photographic supply stores..... | 5 | 5 | 590 | 590 | 77 | 1,516 | 1,332 | 39 | 30 | 4 |
| Luggage, leather goods stores..... | 3 | 3 | (D) | (D) | (D) | (D) | (D) | (D) | (D) | (D) |
| Optical goods stores..... | 14 | 6 | 270 | 186 | 53 | 900 | 875 | 17 | 16 | 16 |
| Office, store machine and equipment dealers..... | 19 | 17 | 955 | (D) | 171 | 3,257 | 3,225 | 52 | 50 | 22 |
| Retail stores (except second-hand) n.e.c..... | 53 | 53 | 1,745 | 1,745 | 329 | 6,323 | 6,163 | 121 | 113 | 42 |
| Second-hand stores..... | 190 | 102 | 3,833 | 2,961 | 396 | 7,738 | 7,591 | 195 | 179 | 212 |
| Nonstore Retailers | | | | | | | | | | |
| Total..... | 487 | 77 | 11,687 | 6,795 | 1,044 | 23,002 | 22,749 | 433 | 419 | 472 |
| Mail order houses..... | 9 | 5 | 328 | 178 | 18 | 465 | 465 | 9 | 9 | 7 |
| Direct selling (house-to-house) organizations..... | 430 | 54 | 8,269 | 4,445 | 897 | 19,959 | 19,746 | 373 | 363 | 418 |
| Merchandise vending machine operators..... | 48 | 18 | 3,090 | 2,172 | 129 | 2,578 | 2,538 | 51 | 47 | 47 |

Standard Notes: (D) Withheld to avoid disclosure. (NA) Not available. n.e.c. Not elsewhere classified. XXX Not applicable. (Z) Less than \$500. ... Represents zero.
¹ Group totals may include data for establishments without payroll which could not be classified by detailed kind of business.

Table 101A. RETAIL TRADE: 1954 AND 1948¹ — THE STATE
Establishments and Sales by Kind of Business

| Kind of business | 1954 | | | | 1948 ¹ | | | |
|---|--------------------|--------------|--|-----------------------------|-------------------|--------------|---------------------------|-----------------------------|
| | Establishments | | Sales | | Establishments | | Sales | |
| | Total ² | With payroll | Total, all establishments ² | Establishments with payroll | Total | With payroll | Total, all establishments | Establishments with payroll |
| | (Number) | (Number) | (\$1,000) | (\$1,000) | (Number) | (Number) | (\$1,000) | (\$1,000) |
| Retail trade, total..... | 18,783 | 10,965 | 1,333,632 | 1,182,690 | 19,955 | 11,858 | 1,078,714 | 957,075 |
| Food stores, total..... | 5,329 | 1,769 | 299,033 | 225,085 | 6,487 | 2,307 | 222,466 | 164,356 |
| Grocery stores..... | 5,058 | 1,662 | 290,994 | 219,874 | 6,219 | 2,135 | 215,386 | 157,955 |
| Other food stores..... | 249 | 107 | 7,593 | 5,211 | 268 | 172 | 7,080 | 6,401 |
| Eating, drinking places, total..... | 2,379 | 1,725 | 62,937 | 55,349 | 2,723 | 1,968 | 47,642 | 42,474 |
| Eating places..... | 1,996 | 1,458 | 55,564 | 49,504 | 2,091 | 1,565 | 37,980 | 35,047 |
| Drinking places..... | 381 | 267 | 7,355 | 5,845 | 632 | 403 | 9,662 | 7,427 |
| General merchandise group..... | 1,523 | 987 | 148,954 | 137,166 | 2,145 | 1,246 | 161,990 | 146,234 |
| Apparel, accessories stores, total..... | 982 | 854 | 69,472 | 66,980 | 846 | 705 | 61,020 | 59,031 |
| Shoe stores..... | 208 | 182 | 12,297 | 11,857 | 152 | 127 | 8,158 | 7,881 |
| Other apparel stores..... | 746 | 672 | 56,565 | 55,123 | 694 | 578 | 52,862 | 51,150 |
| Furniture, home furnishings, appliance dealers..... | 849 | 617 | 56,823 | 52,569 | 827 | 649 | 51,361 | 48,236 |
| Automotive group..... | 1,184 | 886 | 280,849 | 272,373 | 1,163 | 995 | 214,845 | 205,767 |
| Gasoline service stations..... | 2,102 | 1,282 | 91,765 | 75,411 | 2,255 | 1,250 | 59,137 | 45,630 |
| Lumber, bldg. mats., hardware, farm equip. dealers, total..... | 1,067 | 899 | 130,665 | 126,057 | 1,071 | 938 | 125,359 | 122,832 |
| Farm equipment dealers..... | 268 | 244 | 54,131 | 53,343 | 259 | 251 | 47,039 | 46,877 |
| Lumber, bldg. mats., supplies, equipment, hardware dealers..... | 797 | 645 | 76,522 | 72,714 | 812 | 687 | 78,320 | 75,955 |
| Drug stores, proprietary stores, total..... | 656 | 542 | 39,316 | 37,108 | 648 | 563 | 32,611 | 31,504 |
| Drug stores..... | (NA) | 510 | (NA) | 36,318 | 529 | 478 | 29,103 | 28,310 |
| Proprietary stores..... | (NA) | 32 | (NA) | 790 | 119 | 85 | 3,508 | 3,194 |
| Other retail stores, total..... | 2,225 | 1,337 | 142,131 | 127,797 | 1,771 | 1,218 | 100,354 | 89,082 |
| Liquor stores..... | 488 | 360 | 26,409 | 22,545 | 492 | 342 | 27,548 | 21,453 |
| Fuel, ice dealers..... | 211 | 153 | 14,651 | 14,009 | 126 | 115 | 8,518 | 8,383 |
| Feed, farm, garden supply stores..... | 335 | 269 | 68,711 | 66,579 | 304 | 222 | 36,678 | 34,308 |
| Jewelry stores..... | 211 | 129 | 8,749 | 7,823 | 163 | 121 | 8,891 | 8,406 |
| Other retail stores..... | 750 | 426 | 20,333 | 16,841 | 686 | 418 | 18,719 | 16,532 |
| Nonstore retailers..... | 487 | 77 | 11,687 | 6,795 | 19 | 19 | 1,929 | 1,929 |

Standard Notes: (D) Withheld to avoid disclosure. (NA) Not available. ... Represents zero.
¹ Data in this table differ from those which appeared in the publications of the 1948 Census of Retail Trade. For a description of the adjustments see Comparison of 1948 and 1954 Censuses in the Introduction.
² Group totals may include data for establishments without payroll which could not be classified by detailed kind of business.

RETAIL TRADE — AREA STATISTICS

Table 102. RETAIL TRADE: 1954 — COUNTIES;

Total Retail — Establishments, Sales, Payroll, and Personnel;

| Line No. | County and city | Total | | | | | | | | | | Kind-of-business group | | | |
|----------|--------------------------|-------------------|-----------------------------|---|---|-------------------------|--|------------------------------|---|----------------------------|--------------------|----------------------------|--------------------|--|--|
| | | Establishments | | Sales | | Payroll, entire year | Paid employees, workweek ended nearest Nov. 15 | | Proprietors (unincorporated businesses only) | Food stores | | Eating, drinking places | | | |
| | | Total (Number) | With payroll (Number) | Total, all establishments (\$1,000) | Establishments with payroll (\$1,000) | | Total (Number) | Full workweek (Number) | | Establishments (Number) | Sales (\$1,000) | Establishments (Number) | Sales (\$1,000) | | |
| | | | | | | | | | | | | | | | |
| 1 | Arkansas, total..... | 18,783 | 10,965 | 1,333,632 | 1,182,690 | 112,284 | 53,985 | 45,797 | 20,009 | 5,329 | 299,033 | 2,379 | 62,937 | | |
| 2 | Arkansas County..... | 319 | 201 | 29,308 | 26,792 | 2,165 | 983 | 846 | 325 | 76 | 5,119 | 30 | 665 | | |
| 3 | De Witt..... | 75 | 51 | 5,418 | 4,878 | 432 | 206 | 169 | 77 | 14 | 1,320 | 8 | 86 | | |
| 4 | Stuttgart..... | 178 | 124 | 20,870 | 19,842 | 1,608 | 718 | 627 | 181 | 37 | 3,031 | 19 | 525 | | |
| 5 | Remainder of County..... | 66 | 26 | 3,020 | 2,072 | 125 | 59 | 50 | 67 | 25 | 768 | 3 | 54 | | |
| 6 | Ashley County..... | 205 | 129 | 16,211 | 14,693 | 1,053 | 532 | 455 | 225 | 54 | 4,244 | 18 | 508 | | |
| 7 | Crossett..... | 58 | 42 | 7,757 | 7,527 | 597 | 298 | 264 | 61 | 9 | 2,064 | 7 | 204 | | |
| 8 | Hamburg..... | 56 | 30 | 3,813 | 3,321 | 201 | 107 | 83 | 59 | 17 | 812 | 5 | 111 | | |
| 9 | Remainder of County..... | 91 | 57 | 4,641 | 3,835 | 255 | 127 | 108 | 105 | 28 | 1,368 | 6 | 103 | | |
| 10 | Baxter County..... | 153 | 71 | 6,495 | 5,407 | 347 | 175 | 139 | 169 | 49 | 1,568 | 26 | 354 | | |
| 11 | Benton County..... | 448 | 276 | 35,515 | 32,397 | 2,256 | 1,018 | 890 | 500 | 67 | 5,621 | 40 | 714 | | |
| 12 | Bentonville..... | 101 | 59 | 5,323 | 4,683 | 347 | 158 | 145 | 102 | 14 | 1,040 | 11 | 102 | | |
| 13 | Rogers..... | 123 | 83 | 11,791 | 11,105 | 891 | 377 | 341 | 131 | 20 | 1,808 | 12 | 260 | | |
| 14 | Siloam Springs..... | 89 | 59 | 7,384 | 6,636 | 563 | 258 | 215 | 97 | 12 | 1,727 | 7 | 142 | | |
| 15 | Remainder of County..... | 135 | 75 | 11,017 | 9,973 | 455 | 225 | 189 | 170 | 21 | 1,046 | 10 | 120 | | |
| 16 | Boone County..... | 198 | 108 | 12,201 | 10,035 | 982 | 487 | 423 | 209 | 49 | 3,062 | 19 | 447 | | |
| 17 | Harrison..... | 147 | 87 | 10,101 | 8,317 | 870 | 417 | 361 | 155 | 34 | 2,570 | 13 | 353 | | |
| 18 | Remainder of County..... | 51 | 21 | 2,100 | 1,718 | 112 | 70 | 62 | 54 | 15 | 492 | 6 | 94 | | |
| 19 | Bradley County..... | 159 | 101 | 10,816 | 9,374 | 813 | 409 | 311 | 162 | 42 | 2,354 | 21 | 504 | | |
| 20 | Warren..... | 121 | 85 | 9,702 | 8,894 | 784 | 387 | 292 | 125 | 34 | 2,188 | 17 | 445 | | |
| 21 | Remainder of County..... | 38 | 16 | 1,114 | 480 | 29 | 22 | 19 | 37 | 8 | 166 | 4 | 59 | | |
| 22 | Calhoun County..... | 74 | 22 | 2,415 | 1,305 | 108 | 54 | 51 | 90 | 23 | 871 | 10 | 147 | | |
| 23 | Carroll County..... | 167 | 93 | 7,104 | 5,530 | 390 | 252 | 218 | 194 | 28 | 1,426 | 30 | 435 | | |
| 24 | Chicot County..... | 206 | 132 | 12,316 | 10,642 | 891 | 500 | 440 | 227 | 66 | 2,807 | 18 | 454 | | |
| 25 | Dermott..... | 47 | 35 | 2,930 | 2,804 | 222 | 102 | 90 | 43 | 12 | 636 | 6 | 72 | | |
| 26 | Eudora..... | 58 | 44 | 3,220 | 3,230 | 244 | 135 | 108 | 63 | 21 | 938 | 3 | (D) | | |
| 27 | Remainder of County..... | 101 | 53 | 5,666 | 4,608 | 425 | 263 | 242 | 121 | 33 | 1,233 | 9 | (D) | | |
| 28 | Clark County..... | 251 | 153 | 15,621 | 13,661 | 1,125 | 596 | 492 | 269 | 59 | 3,724 | 30 | 549 | | |
| 29 | Arkadelphia..... | 137 | 97 | 10,901 | 10,073 | 853 | 440 | 360 | 140 | 22 | 2,152 | 20 | 370 | | |
| 30 | Remainder of County..... | 114 | 56 | 4,720 | 3,588 | 272 | 156 | 132 | 129 | 37 | 1,572 | 10 | 179 | | |
| 31 | Clay County..... | 226 | 122 | 12,830 | 10,814 | 801 | 419 | 345 | 238 | 70 | 3,364 | 13 | 164 | | |
| 32 | Piggott..... | 61 | 45 | 4,656 | 4,330 | 372 | 178 | 145 | 61 | 13 | 780 | 5 | 52 | | |
| 33 | Remainder of County..... | 165 | 77 | 8,194 | 6,484 | 429 | 241 | 200 | 177 | 57 | 2,584 | 8 | 112 | | |
| 34 | Cleburne County..... | 85 | 37 | 4,045 | 3,069 | 223 | 126 | 102 | 94 | 25 | 645 | 3 | 10 | | |
| 35 | Cleveland County..... | 78 | 24 | 2,153 | 1,147 | 72 | 44 | 33 | 83 | 29 | 699 | 5 | 50 | | |
| 36 | Columbia County..... | 284 | 160 | 19,627 | 17,337 | 1,503 | 759 | 653 | 325 | 88 | 3,735 | 16 | 573 | | |
| 37 | Magnolia..... | 189 | 123 | 16,790 | 15,418 | 1,388 | 691 | 593 | 215 | 55 | 2,664 | 9 | 391 | | |
| 38 | Remainder of County..... | 95 | 37 | 2,897 | 1,919 | 115 | 68 | 60 | 110 | 33 | 1,071 | 7 | 182 | | |
| 39 | Conway County..... | 190 | 100 | 8,799 | 7,137 | 606 | 370 | 313 | 220 | 56 | 1,780 | 31 | 658 | | |
| 40 | Morrilton..... | 146 | 90 | 7,934 | 6,870 | 587 | 355 | 301 | 175 | 29 | 1,331 | 29 | (D) | | |
| 41 | Remainder of County..... | 44 | 10 | 865 | 267 | 23 | 15 | 12 | 45 | 27 | 449 | 2 | (D) | | |
| 42 | Craighead County..... | 468 | 274 | 34,781 | 31,137 | 3,222 | 1,494 | 1,255 | 497 | 155 | 7,936 | 46 | 971 | | |
| 43 | Jonesboro..... | 301 | 193 | 27,925 | 26,081 | 2,877 | 1,287 | 1,097 | 305 | 86 | 5,564 | 30 | 846 | | |
| 44 | Remainder of County..... | 167 | 81 | 6,856 | 5,056 | 345 | 207 | 158 | 192 | 69 | 2,352 | 16 | 125 | | |
| 45 | Crawford County..... | 205 | 101 | 9,568 | 7,642 | 537 | 294 | 236 | 225 | 79 | 3,115 | 21 | 382 | | |
| 46 | Van Buren..... | 103 | 61 | 6,261 | 5,485 | 392 | 198 | 161 | 103 | 42 | 1,914 | 8 | 164 | | |
| 47 | Remainder of County..... | 102 | 40 | 3,307 | 2,157 | 145 | 96 | 75 | 122 | 37 | 1,201 | 13 | 218 | | |
| 48 | Crittenden County..... | 324 | 222 | 33,098 | 31,142 | 2,843 | 1,288 | 1,037 | 344 | 79 | 6,151 | 36 | 1,234 | | |
| 49 | West Memphis..... | 154 | 118 | 22,567 | 21,961 | 2,093 | 825 | 724 | 155 | 21 | 3,207 | 22 | 665 | | |
| 50 | Remainder of County..... | 170 | 104 | 10,531 | 9,181 | 750 | 463 | 313 | 189 | 58 | 2,944 | 14 | 369 | | |
| 51 | Cross County..... | 194 | 118 | 12,554 | 11,190 | 928 | 436 | 360 | 213 | 54 | 2,419 | 22 | 323 | | |
| 52 | Wynne..... | 92 | 68 | 8,636 | 8,148 | 713 | 294 | 262 | 109 | 16 | 1,372 | 8 | 166 | | |
| 53 | Remainder of County..... | 102 | 50 | 3,918 | 3,042 | 210 | 142 | 98 | 104 | 38 | 1,047 | 14 | 157 | | |
| 54 | Dallas County..... | 151 | 75 | 8,649 | 7,375 | 606 | 272 | 226 | 168 | 46 | 1,841 | 7 | 176 | | |
| 55 | Fordyce..... | 99 | 53 | 6,333 | 6,053 | 515 | 236 | 195 | 111 | 32 | 1,366 | 7 | 176 | | |
| 56 | Remainder of County..... | 52 | 22 | 1,816 | 1,322 | 91 | 36 | 30 | 57 | 14 | 475 | ... | ... | | |
| 57 | Desha County..... | 214 | 136 | 14,587 | 13,229 | 1,112 | 559 | 447 | 227 | 73 | 3,862 | 24 | 382 | | |
| 58 | Dumas..... | 64 | 46 | 5,270 | 5,038 | 392 | 186 | 139 | 69 | 18 | 1,003 | 7 | 149 | | |
| 59 | McGehee..... | 95 | 69 | 8,066 | 7,430 | 662 | 340 | 280 | 102 | 24 | 2,099 | 14 | 197 | | |
| 60 | Remainder of County..... | 55 | 21 | 1,251 | 761 | 52 | 33 | 28 | 56 | 31 | 760 | 3 | 36 | | |
| 61 | Drew County..... | 141 | 73 | 7,837 | 6,505 | 497 | 276 | 209 | 144 | 63 | 2,666 | 5 | 94 | | |
| 62 | Monticello..... | 106 | 62 | 6,726 | 5,724 | 455 | 250 | 191 | 106 | 39 | 1,872 | 5 | 94 | | |
| 63 | Remainder of County..... | 35 | 11 | 1,111 | 791 | 42 | 26 | 18 | 38 | 24 | 794 | ... | ... | | |
| 64 | Faulkner County..... | 248 | 124 | 13,816 | 11,570 | 1,048 | 559 | 481 | 267 | 92 | 3,403 | 20 | 507 | | |
| 65 | Conway..... | 186 | 108 | 12,345 | 10,945 | 976 | 512 | 438 | 199 | 58 | 2,834 | 15 | 378 | | |
| 66 | Remainder of County..... | 62 | 16 | 1,471 | 625 | 72 | 47 | 43 | 68 | 34 | 569 | 5 | 129 | | |
| 67 | Franklin County..... | 106 | 56 | 5,267 | 4,489 | 285 | 135 | 124 | 123 | 27 | 911 | 15 | 224 | | |
| 68 | Fulton County..... | 99 | 25 | 2,579 | 1,307 | 81 | 45 | 42 | 110 | 23 | 513 | 12 | 98 | | |

Standard Notes: (D) Withheld to avoid disclosure. (NA) Not available. XXX Not applicable. (Z) Less than \$500. ... Represents zero.

CITIES OF 2,500 INHABITANTS OR MORE

Kind-of-Business Group — Establishments and Sales

| Kind-of-business group—Continued | | | | | | | | | | | | | | | | | | | Line No. |
|----------------------------------|-----------------|-----------------------------|-----------------|--|-----------------|------------------------|-----------------|---------------------------|-----------------|---|-----------------|---------------------------------|-----------------|---------------------------|-----------------|---------------------------|-----------------|----|----------|
| General merchandise group | | Apparel, accessories stores | | Furniture, home furnishings, appliance dealers | | Automotive group | | Gasoline service stations | | Lumber, bldg. mats., hardware, farm equipment dealers | | Drug stores, proprietary stores | | Other retail stores | | Nonstore retailers | | | |
| Estab-lish-ments (Number) | Sales (\$1,000) | Estab-lish-ments (Number) | Sales (\$1,000) | Estab-lish-ments (Number) | Sales (\$1,000) | Estab-lish-ments (No.) | Sales (\$1,000) | Estab-lish-ments (Number) | Sales (\$1,000) | Estab-lish-ments (Number) | Sales (\$1,000) | Estab-lish-ments (No.) | Sales (\$1,000) | Estab-lish-ments (Number) | Sales (\$1,000) | Estab-lish-ments (Number) | Sales (\$1,000) | | |
| 1,523 | 148,954 | 982 | 69,472 | 849 | 56,823 | 1,184 | 280,849 | 2,102 | 91,765 | 1,067 | 130,665 | 656 | 39,316 | 2,225 | 142,131 | 487 | 11,687 | 1 | |
| 31 | 2,178 | 13 | 553 | 15 | 809 | 17 | 3,843 | 35 | 1,849 | 33 | 4,582 | 7 | 713 | 57 | 8,840 | 5 | 157 | 2 | |
| 7 | 450 | 2 | (D) | 6 | 465 | 4 | 1,187 | 9 | 376 | 9 | 768 | 2 | (D) | 14 | (D) | ••• | ••• | 3 | |
| 7 | 915 | 11 | (D) | 7 | (D) | 13 | 2,656 | 23 | 1,266 | 15 | 3,468 | 4 | 505 | 37 | 7,617 | 5 | 157 | 4 | |
| 17 | 813 | ••• | ••• | 2 | (D) | ••• | ••• | 3 | 207 | 9 | 346 | 1 | (D) | 6 | (D) | ••• | ••• | 5 | |
| 30 | 3,423 | 17 | 603 | 3 | (D) | 13 | 3,411 | 31 | 1,394 | 11 | 1,181 | 12 | 547 | 14 | 696 | 2 | (D) | 6 | |
| 7 | 1,897 | 9 | 409 | 2 | (D) | 6 | 1,752 | 8 | 442 | 2 | (D) | 3 | 301 | 5 | 143 | ••• | (D) | 7 | |
| 3 | 219 | 4 | 57 | ••• | ••• | 5 | (D) | 9 | 358 | 5 | 449 | 3 | 76 | 3 | 348 | 2 | (D) | 8 | |
| 20 | 1,307 | 4 | 137 | 1 | (D) | 2 | (D) | 14 | 594 | 6 | (D) | 6 | 170 | 6 | 205 | ••• | ••• | 9 | |
| 6 | 185 | 6 | 329 | 1 | (D) | 8 | 1,503 | 10 | 512 | 10 | 450 | 6 | 253 | 27 | (D) | 4 | 55 | 10 | |
| 31 | 2,035 | 30 | 1,214 | 31 | 1,043 | 38 | 5,016 | 70 | 2,744 | 37 | 2,594 | 19 | 1,266 | 71 | 13,078 | 14 | 190 | 11 | |
| 11 | 354 | 7 | 252 | 10 | 228 | 4 | (D) | 12 | 957 | 9 | 555 | 3 | 149 | 18 | 1,095 | 2 | (D) | 12 | |
| 5 | 475 | 12 | 542 | 6 | 522 | 16 | 2,255 | 14 | 382 | 4 | 284 | 4 | 284 | 20 | 4,346 | 4 | 52 | 13 | |
| 6 | 476 | 8 | 363 | 7 | 155 | 9 | 2,177 | 9 | 331 | 10 | 842 | 7 | 641 | 12 | (D) | 2 | (D) | 14 | |
| 9 | 730 | 3 | 57 | 8 | 138 | 9 | (D) | 35 | 1,074 | 8 | 332 | 5 | 192 | 21 | (D) | 6 | 118 | 15 | |
| 14 | 1,503 | 11 | 595 | 13 | 451 | 16 | 2,821 | 21 | 637 | 19 | 1,035 | 6 | 401 | 22 | 1,037 | 8 | 212 | 16 | |
| 9 | 1,386 | 11 | 595 | 11 | (D) | 15 | (D) | 13 | 387 | 16 | (D) | 6 | 401 | 15 | (D) | 4 | 162 | 17 | |
| 5 | 117 | ••• | ••• | 2 | (D) | 1 | (D) | 1 | 250 | 3 | (D) | ••• | ••• | 7 | (D) | 4 | 50 | 18 | |
| 19 | 1,361 | 5 | 443 | 5 | 417 | 11 | 2,704 | 20 | 695 | 7 | 909 | 3 | 219 | 21 | 1,180 | 5 | 30 | 19 | |
| 8 | 813 | 5 | 443 | 5 | 417 | 11 | 2,704 | 16 | 574 | 6 | (D) | 3 | 219 | 13 | 595 | 3 | (D) | 20 | |
| 11 | 548 | ••• | ••• | ••• | ••• | ••• | ••• | 4 | 121 | 1 | (D) | ••• | ••• | 8 | 185 | 2 | (D) | 21 | |
| 10 | 359 | ••• | (D) | 3 | 40 | 4 | 317 | 10 | 229 | 6 | 135 | 1 | (D) | 3 | (D) | 4 | 62 | 22 | |
| 14 | 582 | 2 | (D) | 9 | 211 | 14 | 1,189 | 18 | 508 | 11 | 524 | 6 | 260 | 35 | (D) | ••• | ••• | 23 | |
| 13 | 762 | 18 | 1,026 | 4 | (D) | 15 | 1,710 | 26 | 1,432 | 16 | 2,585 | 6 | 410 | 19 | 945 | 5 | (D) | 24 | |
| 3 | 341 | 3 | 212 | 4 | (D) | 3 | 500 | 5 | 336 | 2 | (D) | 2 | (D) | 7 | 321 | ••• | ••• | 25 | |
| 5 | 271 | 5 | 203 | ••• | ••• | 4 | 462 | 6 | 141 | 7 | 1,349 | 2 | (D) | 4 | 202 | 1 | (D) | 26 | |
| 5 | 150 | 10 | 611 | ••• | ••• | 8 | 648 | 15 | 957 | 7 | (D) | 2 | (D) | 8 | 422 | 4 | 64 | 27 | |
| 22 | 1,351 | 16 | 768 | 16 | 856 | 23 | 3,140 | 29 | 1,118 | 14 | 1,469 | 8 | 532 | 27 | 2,002 | 7 | 112 | 28 | |
| 10 | 886 | 12 | 643 | 10 | 561 | 14 | 2,194 | 12 | 674 | 9 | 1,098 | 5 | 364 | 21 | (D) | 2 | (D) | 29 | |
| 12 | 465 | 4 | 125 | 6 | 295 | 9 | 946 | 17 | 444 | 5 | 371 | 3 | 168 | 6 | (D) | 5 | (D) | 30 | |
| 25 | 1,181 | 6 | 231 | 13 | 832 | 18 | 1,633 | 26 | 784 | 26 | 3,197 | 6 | 231 | 16 | (D) | 6 | (D) | 31 | |
| 5 | 224 | 2 | (D) | 6 | 260 | 8 | (D) | 3 | 97 | 11 | 1,565 | 2 | (D) | 5 | 516 | 1 | (D) | 32 | |
| 21 | 957 | 4 | (D) | 7 | 572 | 10 | 872 | 23 | 687 | 15 | 1,632 | 4 | (D) | 11 | (D) | 5 | 29 | 33 | |
| 9 | 624 | 2 | (D) | 4 | 74 | 7 | 1,241 | 9 | 193 | 6 | 219 | 5 | 155 | 15 | (D) | ••• | ••• | 34 | |
| 11 | 511 | 1 | (D) | 5 | 114 | 2 | (D) | 6 | 178 | 3 | 149 | 2 | (D) | 12 | 317 | 2 | (D) | 35 | |
| 30 | 1,691 | 20 | 1,541 | 10 | 968 | 21 | 5,490 | 29 | 1,563 | 15 | 2,103 | 12 | 606 | 36 | 1,330 | 7 | 87 | 36 | |
| 10 | 964 | 18 | (D) | 8 | (D) | 18 | (D) | 28 | 1,252 | 13 | (D) | 5 | 490 | 28 | 1,165 | 7 | 87 | 37 | |
| 20 | 727 | 2 | (D) | 2 | (D) | 3 | (D) | 11 | 311 | 2 | (D) | 7 | 116 | 8 | 164 | ••• | ••• | 38 | |
| 16 | 960 | 8 | 491 | 5 | 525 | 12 | 1,435 | 19 | 668 | 9 | 717 | 3 | 210 | 31 | 1,354 | ••• | ••• | 39 | |
| 11 | 806 | 8 | 491 | 5 | 525 | 12 | 1,436 | 12 | 473 | 9 | 717 | 3 | 210 | 28 | (D) | ••• | ••• | 40 | |
| 5 | 154 | ••• | ••• | ••• | ••• | ••• | ••• | 7 | 195 | ••• | ••• | ••• | ••• | 3 | (D) | ••• | ••• | 41 | |
| 29 | 3,279 | 24 | 2,649 | 22 | 1,969 | 28 | 6,849 | 54 | 2,284 | 34 | 4,998 | 11 | 1,052 | 45 | 2,593 | 20 | 196 | 42 | |
| 9 | 1,578 | 23 | (D) | 19 | 1,839 | 23 | 6,691 | 31 | 1,529 | 22 | 3,990 | 6 | 818 | 32 | (D) | 20 | 196 | 43 | |
| 20 | 1,701 | 1 | (D) | 3 | 130 | 5 | 153 | 23 | 755 | 12 | 1,008 | 5 | 234 | 13 | (D) | ••• | ••• | 44 | |
| 13 | 438 | 8 | (D) | 10 | 356 | 13 | 2,081 | 29 | 749 | 7 | 488 | 11 | 465 | 12 | 1,095 | 2 | (D) | 45 | |
| 4 | 275 | 7 | 294 | 4 | 250 | 9 | (D) | 11 | 346 | 4 | 284 | 7 | 344 | 5 | 865 | 2 | (D) | 46 | |
| 9 | 233 | 1 | (D) | 6 | 106 | 4 | (D) | 18 | 403 | 3 | 204 | 4 | 121 | 7 | 230 | ••• | ••• | 47 | |
| 48 | 1,843 | 18 | 1,009 | 16 | 1,076 | 31 | 12,172 | 30 | 2,272 | 13 | 3,214 | 10 | 650 | 34 | 3,401 | 9 | 76 | 48 | |
| 11 | 386 | 10 | 666 | 12 | 919 | 22 | 9,967 | 17 | 1,330 | 11 | (D) | 5 | 465 | 16 | 2,022 | 7 | (D) | 49 | |
| 37 | 1,457 | 8 | 343 | 4 | 157 | 9 | 2,205 | 13 | 933 | 2 | (D) | 5 | 185 | 18 | 1,379 | 2 | (D) | 50 | |
| 20 | 1,316 | 13 | 584 | 9 | 457 | 9 | 3,161 | 13 | 640 | 16 | 2,512 | 9 | 528 | 20 | 527 | 9 | 87 | 51 | |
| 6 | 686 | 6 | 459 | 7 | (D) | 6 | 2,811 | 7 | 415 | 10 | 1,409 | 4 | 391 | 12 | 398 | 7 | (D) | 52 | |
| 14 | 630 | 4 | 125 | 2 | (D) | 3 | 350 | 6 | 225 | 6 | 1,013 | 5 | 137 | 8 | 129 | 2 | (D) | 53 | |
| 18 | 747 | 8 | 406 | 9 | 364 | 12 | 3,190 | 10 | 700 | 4 | 502 | 5 | 163 | 18 | 540 | 5 | 20 | 54 | |
| 8 | 383 | 8 | 406 | 6 | 331 | 7 | 2,622 | 7 | 465 | 4 | 502 | 3 | (D) | 15 | 425 | 4 | (D) | 55 | |
| 12 | 364 | ••• | ••• | 3 | 33 | 5 | 568 | 12 | 235 | ••• | ••• | 2 | (D) | 3 | 115 | 1 | (D) | 56 | |
| 18 | 1,113 | 10 | 608 | 9 | 394 | 10 | 2,901 | 17 | 932 | 15 | 2,825 | 7 | 410 | 27 | 1,088 | 4 | 72 | 57 | |
| 2 | (D) | 4 | (D) | 6 | 206 | 4 | 1,472 | 5 | 365 | 5 | (D) | 2 | (D) | 9 | (D) | 2 | (D) | 58 | |
| 9 | 561 | 5 | 402 | 2 | (D) | 6 | 1,429 | 6 | 413 | 9 | 2,000 | 3 | 182 | 16 | 586 | 1 | (D) | 59 | |
| 7 | (D) | 1 | (D) | 1 | (D) | ••• | ••• | 6 | 184 | 1 | (D) | 2 | (D) | 2 | (D) | 1 | (D) | 60 | |
| 16 | 1,017 | 9 | 351 | 5 | 263 | 6 | 1,736 | 8 | 302 | 6 | 532 | 10 | 265 | 9 | 537 | 4 | 68 | 61 | |
| 13 | 768 | 9 | 351 | 5 | 263 | 6 | 1,736 | 8 | 302 | 6 | 532 | 4 | (D) | 9 | 537 | 2 | (D) | 62 | |
| 3 | 249 | ••• | ••• | ••• | ••• | ••• | ••• | ••• | ••• | ••• | ••• | 6 | (D) | ••• | ••• | 2 | (D) | 63 | |
| 21 | 1,724 | 14 | 607 | 11 | 823 | 14 | 2,952 | 34 | 1,376 | 11 | 1,171 | 7 | 366 | 18 | 705 | 6 | 182 | 64 | |
| 13 | 1,466 | 14 | 607 | 11 | 823 | 14 | 2,952 | 26 | 1,074 | 10 | (D) | 5 | (D) | 16 | (D) | 4 | (D) | 65 | |
| 8 | 258 | ••• | ••• | ••• | ••• | ••• | ••• | 5 | 302 | 2 | (D) | 2 | (D) | 2 | (D) | 2 | (D) | 66 | |
| 17 | 1,031 | 2 | (D) | 3 | (D) | 6 | 1,022 | 10 | 378 | 7 | 460 | 3 | 161 | 10 | 534 | 6 | 38 | 67 | |
| 15 | 300 | 2 | (D) | 4 | 92 | 4 | 711 | 25 | 601 | 4 | 61 | 2 | (D) | 6 | 96 | 2 | (D) | 68 | |

RETAIL TRADE—AREA STATISTICS

Table 102. RETAIL TRADE: 1954 — COUNTIES;
Total Retail — Establishments, Sales, Payroll, and Personnel;

| Line No. | County and city | Total | | | | | | | Kind-of-business group | | | | |
|----------|--------------------------|----------------|-----------------------|-------------------------------------|---------------------------------------|--------------------------------|--|------------------------|---|-------------------------|-----------------|-------------------------|-----------------|
| | | Establishments | | Sales | | Payroll, entire year (\$1,000) | Paid employees, workweek ended nearest Nov. 15 | | Proprietors (unincorporated businesses only) (Number) | Food stores | | Eating, drinking places | |
| | | Total (Number) | With payroll (Number) | Total, all establishments (\$1,000) | Establishments with payroll (\$1,000) | | Total (Number) | Full workweek (Number) | | Establishments (Number) | Sales (\$1,000) | Establishments (Number) | Sales (\$1,000) |
| 1 | Garland County..... | 716 | 476 | 49,327 | 45,779 | 5,188 | 2,457 | 2,182 | 774 | 149 | 11,061 | 163 | 5,258 |
| 2 | Hot Springs..... | 649 | 435 | 46,672 | 43,470 | 4,973 | 2,341 | 2,081 | 697 | 122 | 10,072 | 148 | 4,815 |
| 3 | Remainder of County..... | 67 | 41 | 2,655 | 2,309 | 215 | 116 | 101 | 77 | 27 | 989 | 15 | 443 |
| 4 | Grant County..... | 85 | 47 | 3,059 | 2,191 | 159 | 102 | 93 | 97 | 37 | 1,150 | 5 | 68 |
| 5 | Greene County..... | 267 | 155 | 15,546 | 13,750 | 1,361 | 686 | 552 | 284 | 82 | 3,377 | 51 | 802 |
| 6 | Paragould..... | 218 | 140 | 14,039 | 12,801 | 1,314 | 661 | 530 | 235 | 58 | 2,827 | 43 | 740 |
| 7 | Remainder of County..... | 49 | 15 | 1,507 | 949 | 47 | 25 | 22 | 49 | 24 | 550 | 8 | 62 |
| 8 | Hempstead County..... | 245 | 129 | 13,039 | 11,057 | 984 | 481 | 400 | 255 | 108 | 3,704 | 11 | 240 |
| 9 | Hope..... | 191 | 113 | 11,797 | 10,557 | 947 | 437 | 362 | 198 | 76 | 3,092 | 11 | (D) |
| 10 | Remainder of County..... | 54 | 16 | 1,242 | 500 | 37 | 44 | 38 | 57 | 32 | 612 | ... | (D) |
| 11 | Hot Spring County..... | 224 | 124 | 13,459 | 11,367 | 1,022 | 495 | 416 | 244 | 66 | 3,901 | 27 | 601 |
| 12 | Malvern..... | 173 | 107 | 11,844 | 10,360 | 906 | 455 | 384 | 191 | 49 | 3,324 | 20 | 414 |
| 13 | Remainder of County..... | 51 | 17 | 1,615 | 1,007 | 116 | 40 | 32 | 53 | 17 | 577 | 7 | 187 |
| 14 | Howard County..... | 135 | 77 | 6,723 | 4,921 | 532 | 270 | 232 | 131 | 45 | 1,444 | 9 | 136 |
| 15 | Nashville..... | 83 | 55 | 4,802 | 3,862 | 444 | 218 | 193 | 78 | 23 | 943 | 7 | (D) |
| 16 | Remainder of County..... | 50 | 22 | 1,921 | 1,059 | 88 | 52 | 39 | 53 | 22 | 471 | 2 | (D) |
| 17 | Independence County..... | 257 | 129 | 15,306 | 13,266 | 1,087 | 544 | 474 | 277 | 68 | 2,955 | 25 | 554 |
| 18 | Batesville..... | 179 | 103 | 13,265 | 12,037 | 1,017 | 499 | 441 | 192 | 31 | 2,235 | 21 | 522 |
| 19 | Remainder of County..... | 78 | 26 | 2,041 | 1,229 | 70 | 45 | 33 | 85 | 37 | 720 | 4 | 32 |
| 20 | Izard County..... | 64 | 20 | 2,685 | 1,791 | 101 | 54 | 51 | 73 | 20 | 362 | ... | (D) |
| 21 | Jackson County..... | 264 | 170 | 19,859 | 17,499 | 1,547 | 773 | 668 | 298 | 67 | 3,068 | 47 | 1,311 |
| 22 | Newport..... | 160 | 114 | 14,882 | 13,656 | 1,255 | 598 | 513 | 192 | 31 | 1,871 | 27 | 716 |
| 23 | Remainder of County..... | 104 | 56 | 4,977 | 3,843 | 292 | 175 | 155 | 106 | 36 | 1,197 | 20 | 595 |
| 24 | Jefferson County..... | 746 | 460 | 55,227 | 50,509 | 4,941 | 2,421 | 2,077 | 803 | 253 | 16,767 | 117 | 2,438 |
| 25 | Pine Bluff..... | 612 | 386 | 49,898 | 46,472 | 4,607 | 2,235 | 1,934 | 662 | 190 | 14,643 | 96 | 2,157 |
| 26 | Remainder of County..... | 134 | 74 | 5,329 | 4,037 | 334 | 186 | 143 | 141 | 63 | 2,124 | 21 | 281 |
| 27 | Johnson County..... | 149 | 79 | 7,577 | 6,349 | 591 | 291 | 246 | 159 | 55 | 2,240 | 14 | 435 |
| 28 | Clarksville..... | 112 | 70 | 6,677 | 6,015 | 563 | 270 | 232 | 120 | 32 | 1,711 | 13 | (D) |
| 29 | Remainder of County..... | 37 | 9 | 900 | 334 | 28 | 21 | 14 | 39 | 23 | 529 | 1 | (D) |
| 30 | Lafayette County..... | 120 | 70 | 5,881 | 4,931 | 390 | 204 | 181 | 136 | 36 | 1,500 | 8 | 121 |
| 31 | Stamps..... | 41 | 25 | 2,623 | 2,391 | 169 | 87 | 77 | 44 | 13 | 553 | 4 | 66 |
| 32 | Remainder of County..... | 79 | 45 | 3,258 | 2,540 | 221 | 117 | 104 | 92 | 23 | 947 | 4 | 55 |
| 33 | Lawrence County..... | 191 | 101 | 10,412 | 8,934 | 773 | 441 | 339 | 203 | 60 | 2,462 | 20 | 350 |
| 34 | Walnut Ridge..... | 81 | 67 | 7,317 | 7,055 | 657 | 369 | 278 | 86 | 18 | 1,083 | 9 | 231 |
| 35 | Remainder of County..... | 110 | 34 | 3,095 | 1,879 | 116 | 73 | 61 | 117 | 42 | 1,379 | 11 | 69 |
| 36 | Lee County..... | 171 | 99 | 11,992 | 10,420 | 874 | 491 | 399 | 189 | 60 | 2,549 | 11 | 299 |
| 37 | Marianna..... | 120 | 82 | 9,889 | 8,917 | 800 | 459 | 371 | 137 | 35 | 2,116 | 11 | 299 |
| 38 | Remainder of County..... | 51 | 17 | 2,103 | 1,473 | 74 | 32 | 28 | 52 | 25 | 433 | ... | ... |
| 39 | Lincoln County..... | 77 | 47 | 3,599 | 2,931 | 229 | 111 | 94 | 85 | 11 | 661 | 8 | 63 |
| 40 | Little River County..... | 87 | 55 | 4,808 | 4,286 | 347 | 185 | 135 | 98 | 26 | 1,546 | 9 | 106 |
| 41 | Ashdown..... | 46 | 34 | 3,045 | 2,771 | 197 | 114 | 87 | 55 | 10 | 991 | 3 | 57 |
| 42 | Remainder of County..... | 41 | 21 | 1,763 | 1,515 | 150 | 71 | 48 | 43 | 16 | 555 | 6 | 49 |
| 43 | Logan County..... | 207 | 113 | 9,688 | 8,500 | 600 | 366 | 305 | 239 | 46 | 1,805 | 30 | 442 |
| 44 | Paris..... | 73 | 43 | 4,226 | 3,920 | 290 | 162 | 127 | 83 | 12 | 877 | 10 | 173 |
| 45 | Remainder of County..... | 134 | 70 | 5,462 | 4,580 | 319 | 204 | 178 | 156 | 34 | 928 | 20 | 269 |
| 46 | Lonoke County..... | 274 | 144 | 17,101 | 14,399 | 1,130 | 627 | 492 | 282 | 103 | 4,096 | 18 | 437 |
| 47 | Madison County..... | 74 | 28 | 3,156 | 2,052 | 152 | 89 | 84 | 89 | 21 | 784 | 6 | 64 |
| 48 | Marion County..... | 66 | 24 | 2,325 | 1,217 | 93 | 43 | 37 | 73 | 24 | 910 | 4 | 96 |
| 49 | Miller County..... | 379 | 241 | 30,830 | 28,500 | 2,982 | 1,356 | 1,227 | 392 | 101 | 5,450 | 62 | 2,520 |
| 50 | Texarkana..... | 337 | 223 | 29,186 | 27,202 | 2,888 | 1,287 | 1,168 | 345 | 83 | 4,850 | 56 | 2,276 |
| 51 | Remainder of County..... | 42 | 18 | 1,644 | 1,298 | 94 | 69 | 59 | 47 | 18 | 640 | 6 | 244 |
| 52 | Mississippi County..... | 597 | 375 | 51,134 | 46,592 | 4,679 | 2,279 | 1,751 | 558 | 186 | 13,916 | 59 | 1,352 |
| 53 | Blytheville..... | 292 | 174 | 25,173 | 22,815 | 2,424 | 1,157 | 959 | 266 | 85 | 5,730 | 34 | 888 |
| 54 | Osceola..... | 95 | 71 | 12,037 | 11,573 | 1,104 | 471 | 388 | 80 | 18 | 2,019 | 11 | 206 |
| 55 | Remainder of County..... | 210 | 130 | 13,924 | 12,204 | 1,151 | 651 | 404 | 212 | 83 | 6,167 | 14 | 258 |
| 56 | Monroe County..... | 212 | 122 | 11,681 | 9,505 | 864 | 482 | 383 | 204 | 64 | 2,849 | 29 | 662 |
| 57 | Brinkley..... | 95 | 71 | 6,928 | 6,350 | 635 | 338 | 269 | 87 | 18 | 1,169 | 14 | (D) |
| 58 | Clarendon..... | 57 | 29 | 2,727 | 2,111 | 165 | 107 | 81 | 50 | 13 | 663 | 13 | 281 |
| 59 | Remainder of County..... | 60 | 22 | 2,026 | 1,044 | 64 | 37 | 33 | 67 | 33 | 997 | 2 | (D) |
| 60 | Montgomery County..... | 48 | 16 | 1,485 | 867 | 49 | 32 | 31 | 62 | 18 | 362 | 3 | 62 |
| 61 | Nevada County..... | 112 | 62 | 6,172 | 5,194 | 427 | 233 | 193 | 121 | 43 | 1,604 | 11 | (D) |
| 62 | Prescott..... | 82 | 54 | 5,396 | 4,846 | 408 | 216 | 179 | 88 | 28 | 1,222 | 10 | 125 |
| 63 | Remainder of County..... | 30 | 8 | 776 | 348 | 19 | 17 | 14 | 33 | 15 | 362 | 1 | (D) |
| 64 | Newton County..... | 26 | 6 | 488 | 228 | 14 | 10 | 8 | 26 | 14 | 222 | 3 | (D) |
| 65 | Ouachita County..... | 373 | 211 | 24,128 | 20,786 | 2,143 | 975 | 801 | 401 | 114 | 5,805 | 57 | 1,227 |
| 66 | Camden..... | 237 | 145 | 19,038 | 17,362 | 1,830 | 807 | 655 | 252 | 73 | 4,257 | 34 | 747 |
| 67 | Remainder of County..... | 136 | 66 | 5,090 | 3,404 | 313 | 168 | 146 | 149 | 41 | 1,548 | 23 | 480 |
| 68 | Perry County..... | 30 | 10 | 1,150 | 792 | 46 | 21 | 20 | 31 | 17 | 322 | ... | (D) |

Standard Notes: (D) Withheld to avoid disclosure. (NA) Not available. XXX Not applicable. (Z) Less than \$500. ... Represents zero.

Table 102. RETAIL TRADE: 1954 — COUNTIES;
Total Retail — Establishments, Sales, Payroll, and Personnel;

| Line No. | County and city | Total | | | | | | | Kind-of-business group | | | | |
|----------|--------------------------|----------------|-----------------------|-------------------------------------|---------------------------------------|--------------------------------|--|------------------------|---|--------------------------|-----------------|--------------------------|-----------------|
| | | Establishments | | Sales | | Payroll, entire year (\$1,000) | Paid employees, workweek ended nearest Nov. 15 | | Proprietors (unincorporated businesses only) (Number) | Food stores | | Eating, drinking places | |
| | | Total (Number) | With payroll (Number) | Total, all establishments (\$1,000) | Establishments with payroll (\$1,000) | | Total (Number) | Full workweek (Number) | | Estab-lishments (Number) | Sales (\$1,000) | Estab-lishments (Number) | Sales (\$1,000) |
| 1 | Phillips County..... | 403 | 229 | 27,650 | 24,018 | 2,383 | 1,116 | 905 | 405 | 153 | 7,339 | 41 | 960 |
| 2 | Helena..... | 188 | 122 | 17,291 | 15,989 | 1,611 | 767 | 613 | 196 | 67 | 4,529 | 21 | 603 |
| 3 | West Helena..... | 71 | 41 | 3,493 | 2,907 | 271 | 128 | 110 | 72 | 25 | 1,046 | 6 | 126 |
| 4 | Remainder of County..... | 144 | 66 | 6,866 | 5,122 | 501 | 221 | 182 | 137 | 61 | 1,764 | 14 | 231 |
| 5 | Pike County..... | 84 | 40 | 4,181 | 3,275 | 201 | 96 | 90 | 94 | 29 | 749 | 8 | 101 |
| 6 | Poinsett County..... | 364 | 222 | 22,658 | 19,596 | 1,760 | 872 | 737 | 391 | 107 | 4,670 | 48 | 940 |
| 7 | Marked Tree..... | 59 | 41 | 3,762 | 3,506 | 362 | 196 | 163 | 65 | 9 | 627 | 11 | 143 |
| 8 | Trumann..... | 91 | 53 | 5,122 | 4,222 | 293 | 181 | 145 | 104 | 33 | 1,532 | 11 | 172 |
| 9 | Remainder of County..... | 214 | 128 | 13,774 | 11,868 | 1,105 | 495 | 429 | 222 | 65 | 2,511 | 26 | 625 |
| 10 | Polk County..... | 151 | 91 | 7,808 | 6,448 | 550 | 316 | 266 | 184 | 29 | 1,722 | 17 | 401 |
| 11 | Mena..... | 98 | 74 | 6,168 | 5,692 | 509 | 288 | 240 | 113 | 20 | 1,424 | 11 | 272 |
| 12 | Remainder of County..... | 53 | 17 | 1,640 | 766 | 41 | 28 | 26 | 71 | 9 | 238 | 6 | 129 |
| 13 | Pope County..... | 202 | 122 | 14,650 | 13,058 | 1,032 | 521 | 450 | 225 | 40 | 3,210 | 15 | 490 |
| 14 | Russellville..... | 136 | 94 | 12,357 | 11,589 | 943 | 459 | 402 | 152 | 22 | 2,508 | 14 | (D) |
| 15 | Remainder of County..... | 66 | 28 | 2,293 | 1,469 | 89 | 62 | 48 | 73 | 18 | 702 | 1 | (D) |
| 16 | Prairie County..... | 120 | 66 | 5,870 | 4,844 | 382 | 193 | 170 | 126 | 28 | 1,300 | 19 | 324 |
| 17 | Pulaski County..... | 2,159 | 1,361 | 224,068 | 209,942 | 24,314 | 10,990 | 9,455 | 2,192 | 563 | 47,082 | 336 | 15,423 |
| 18 | Little Rock..... | 1,804 | 914 | 167,295 | 158,769 | 19,737 | 8,993 | 7,729 | 1,379 | 356 | 33,721 | 215 | 12,198 |
| 19 | North Little Rock..... | 586 | 348 | 49,456 | 45,288 | 4,182 | 1,745 | 1,518 | 623 | 142 | 10,167 | 96 | 2,791 |
| 20 | Remainder of County..... | 169 | 99 | 7,317 | 5,835 | 395 | 252 | 208 | 190 | 65 | 3,194 | 25 | 434 |
| 21 | Randolph County..... | 124 | 70 | 7,367 | 6,393 | 541 | 283 | 244 | 146 | 32 | 1,171 | 13 | 150 |
| 22 | Pocahontas..... | 94 | 62 | 6,407 | 5,891 | 509 | 267 | 229 | 114 | 21 | 879 | 10 | 120 |
| 23 | Remainder of County..... | 30 | 8 | 960 | 502 | 32 | 16 | 15 | 34 | 11 | 292 | 3 | 30 |
| 24 | St. Francis County..... | 323 | 191 | 20,069 | 16,527 | 1,736 | 986 | 770 | 313 | 110 | 5,212 | 34 | 910 |
| 25 | Forrest City..... | 196 | 130 | 14,476 | 12,762 | 1,301 | 727 | 558 | 192 | 56 | 3,524 | 23 | 620 |
| 26 | Remainder of County..... | 127 | 61 | 5,593 | 3,765 | 435 | 259 | 212 | 121 | 54 | 1,668 | 11 | 290 |
| 27 | Saline County..... | 197 | 115 | 16,243 | 14,741 | 1,137 | 480 | 399 | 233 | 70 | 4,327 | 18 | 297 |
| 28 | Benton..... | 149 | 87 | 13,683 | 12,287 | 1,009 | 409 | 348 | 181 | 48 | 3,135 | 13 | 236 |
| 29 | Remainder of County..... | 48 | 23 | 2,800 | 2,454 | 129 | 72 | 51 | 52 | 22 | 1,192 | 5 | 51 |
| 30 | Scott County..... | 98 | 48 | 4,007 | 3,099 | 219 | 148 | 128 | 106 | 30 | 1,043 | 8 | 466 |
| 31 | Searcy County..... | 69 | 31 | 3,506 | 2,728 | 161 | 99 | 86 | 86 | 15 | 761 | 9 | 67 |
| 32 | Sebastian County..... | 905 | 593 | 85,748 | 78,844 | 8,175 | 3,661 | 3,273 | 920 | 168 | 17,345 | 191 | 5,577 |
| 33 | Fort Smith..... | 804 | 548 | 82,459 | 76,645 | 8,008 | 3,563 | 3,185 | 797 | 132 | 16,129 | 175 | 5,357 |
| 34 | Remainder of County..... | 101 | 45 | 3,289 | 2,199 | 167 | 98 | 88 | 123 | 36 | 1,216 | 16 | 220 |
| 35 | Sevier County..... | 117 | 61 | 6,010 | 5,030 | 386 | 208 | 184 | 139 | 35 | 1,365 | 15 | 363 |
| 36 | De Queen..... | 70 | 44 | 4,904 | 4,406 | 349 | 180 | 160 | 82 | 17 | 872 | 7 | 313 |
| 37 | Remainder of County..... | 47 | 17 | 1,106 | 624 | 37 | 28 | 20 | 57 | 18 | 513 | 8 | 50 |
| 38 | Sharp County..... | 72 | 22 | 1,783 | 1,175 | 87 | 41 | 33 | 81 | 23 | 540 | 9 | 85 |
| 39 | Stone County..... | 70 | 28 | 2,632 | 1,790 | 190 | 79 | 68 | 70 | 19 | 440 | 9 | 115 |
| 40 | Union County..... | 600 | 398 | 46,661 | 42,463 | 4,492 | 1,980 | 1,756 | 629 | 182 | 12,175 | 78 | 1,897 |
| 41 | El Dorado..... | 417 | 289 | 38,129 | 35,553 | 3,946 | 1,722 | 1,523 | 422 | 115 | 8,980 | 50 | 1,366 |
| 42 | Remainder of County..... | 183 | 109 | 8,532 | 6,910 | 546 | 258 | 233 | 207 | 67 | 3,195 | 28 | 531 |
| 43 | Van Buren County..... | 75 | 37 | 3,928 | 3,442 | 177 | 91 | 77 | 76 | 16 | 589 | 12 | 129 |
| 44 | Washington County..... | 526 | 350 | 48,321 | 44,535 | 3,881 | 1,774 | 1,521 | 562 | 118 | 9,508 | 90 | 2,356 |
| 45 | Fayetteville..... | 232 | 170 | 24,888 | 23,832 | 2,322 | 1,057 | 903 | 225 | 37 | 4,541 | 47 | 1,254 |
| 46 | Springdale..... | 150 | 106 | 14,452 | 13,322 | 1,060 | 457 | 408 | 163 | 31 | 2,618 | 23 | 470 |
| 47 | Remainder of County..... | 144 | 74 | 8,981 | 7,381 | 499 | 260 | 210 | 174 | 50 | 2,349 | 20 | 632 |
| 48 | White County..... | 423 | 199 | 26,126 | 21,564 | 1,717 | 864 | 722 | 480 | 115 | 4,599 | 49 | 903 |
| 49 | Searcy..... | 185 | 99 | 17,585 | 15,833 | 1,280 | 609 | 505 | 212 | 44 | 2,502 | 17 | 300 |
| 50 | Remainder of County..... | 238 | 100 | 8,541 | 5,731 | 437 | 255 | 217 | 268 | 71 | 2,097 | 32 | 513 |
| 51 | Woodruff County..... | 169 | 93 | 8,528 | 7,196 | 522 | 316 | 236 | 176 | 56 | 2,143 | 15 | 191 |
| 52 | Yell County..... | 145 | 75 | 9,599 | 8,433 | 433 | 270 | 228 | 141 | 25 | 965 | 20 | 280 |

Standard Notes: (D) Withheld to avoid disclosure. (NA) Not available. XXX Not applicable. (Z) Less than \$500. ... Represents zero.

RETAIL TRADE—AREA STATISTICS

Table 102A. RETAIL TRADE: 1948¹—COUNTIES, CITIES OF 2,500 INHABITANTS OR MORE

Establishments and Sales

| County and city | Establishments, 1948 (Number) | Sales, 1948 (\$1,000) | County and city | Establishments, 1948 (Number) | Sales, 1948 (\$1,000) | County and city | Establishments, 1948 (Number) | Sales, 1948 (\$1,000) |
|--------------------------|----------------------------------|--------------------------|--------------------------|----------------------------------|--------------------------|--------------------------|----------------------------------|--------------------------|
| Arkansas, total..... | 19,955 | 1,078,714 | Franklin County..... | 149 | 4,783 | Montgomery County..... | 66 | 1,491 |
| Arkansas County..... | 286 | 21,132 | Fulton County..... | 83 | 1,625 | Nevada County..... | 149 | 6,119 |
| De Witt..... | 78 | 4,962 | Garland County..... | 722 | 41,533 | Prescott..... | 77 | 4,223 |
| Stuttgart..... | 134 | 14,267 | Hot Springs..... | 606 | 38,925 | Remainder of County..... | 72 | 1,896 |
| Remainder of County..... | 74 | 1,903 | Remainder of County..... | 116 | 2,608 | Newton County..... | 52 | 625 |
| Ashley County..... | 207 | 11,077 | Grant County..... | 92 | 2,830 | Ouachita County..... | 369 | 18,859 |
| Crossett..... | 19 | 3,276 | Greene County..... | 318 | 14,813 | Camden..... | 188 | 14,312 |
| Remainder of County..... | 188 | 7,801 | Paragould..... | 201 | 12,473 | Remainder of County..... | 181 | 4,547 |
| Baxter County..... | 148 | 5,879 | Remainder of County..... | 117 | 2,340 | Perry County..... | 56 | 1,283 |
| Benton County..... | 485 | 27,354 | Hempstead County..... | 260 | 13,703 | Phillips County..... | 430 | 25,058 |
| Bentonville..... | 79 | 4,126 | Hope..... | 175 | 11,893 | Helena..... | 175 | 15,514 |
| Rogers..... | 128 | 9,785 | Remainder of County..... | 85 | 1,810 | West Helena..... | 66 | 2,611 |
| Silcoam Springs..... | 93 | 6,115 | Hot Spring County..... | 229 | 9,474 | Remainder of County..... | 189 | 6,933 |
| Remainder of County..... | 185 | 7,328 | Malvern..... | 142 | 8,184 | Pike County..... | 108 | 3,476 |
| Boone County..... | 212 | 11,796 | Remainder of County..... | 87 | 1,290 | Poinsett County..... | 414 | 21,458 |
| Harrison..... | 134 | 9,726 | Howard County..... | 145 | 6,645 | Marked Tree..... | 78 | 6,138 |
| Remainder of County..... | 78 | 2,070 | Nashville..... | 85 | 4,967 | Trumann..... | 79 | 3,296 |
| Bradley County..... | 150 | 9,274 | Remainder of County..... | 60 | 1,678 | Remainder of County..... | 257 | 12,024 |
| Warren..... | 82 | 7,208 | Independence County..... | 247 | 12,484 | Polk County..... | 177 | 7,645 |
| Remainder of County..... | 68 | 2,066 | Batesville..... | 134 | 9,899 | Mena..... | 96 | 6,012 |
| Calhoun County..... | 62 | 1,714 | Remainder of County..... | 113 | 2,585 | Remainder of County..... | 81 | 1,633 |
| Carroll County..... | 189 | 5,756 | Izard County..... | 88 | 1,569 | Pope County..... | 241 | 10,549 |
| Chicot County..... | 215 | 10,238 | Jackson County..... | 267 | 13,900 | Russellville..... | 151 | 8,804 |
| Dermott..... | 52 | 2,576 | Newport..... | 138 | 10,139 | Remainder of County..... | 90 | 1,745 |
| Eudora..... | 58 | 2,725 | Remainder of County..... | 129 | 3,761 | Prairie County..... | 159 | 4,492 |
| Remainder of County..... | 105 | 4,937 | Jefferson County..... | 658 | 42,036 | Pulaski County..... | 2,120 | 174,474 |
| Clark County..... | 246 | 12,206 | Pine Bluff..... | 492 | 37,068 | Little Rock..... | 1,248 | 129,313 |
| Arkadelphia..... | 121 | 8,008 | Remainder of County..... | 166 | 4,968 | North Little Rock..... | 543 | 37,889 |
| Remainder of County..... | 125 | 4,198 | Johnson County..... | 194 | 6,354 | Remainder of County..... | 329 | 7,272 |
| Clay County..... | 252 | 10,193 | Clarksville..... | 104 | 5,101 | Randolph County..... | 155 | 6,029 |
| Piggott..... | 58 | 3,319 | Remainder of County..... | 90 | 1,253 | Pocahontas..... | 84 | 4,448 |
| Remainder of County..... | 194 | 6,874 | LaFayette County..... | 132 | 5,445 | Remainder of County..... | 71 | 1,581 |
| Cleburne County..... | 121 | 3,079 | Stamps..... | 46 | 2,267 | St. Francis County..... | 334 | 16,886 |
| Cleveland County..... | 73 | 1,703 | Remainder of County..... | 86 | 3,178 | Forrest City..... | 156 | 11,083 |
| Columbia County..... | 249 | 14,299 | Lawrence County..... | 220 | 7,870 | Remainder of County..... | 178 | 5,803 |
| Magnolia..... | 117 | 11,003 | Walnut Ridge..... | 73 | 4,945 | Saline County..... | 223 | 10,175 |
| Remainder of County..... | 132 | 3,296 | Remainder of County..... | 147 | 2,925 | Benton..... | 109 | 7,193 |
| Conway County..... | 190 | 7,634 | Lee County..... | 184 | 9,292 | Remainder of County..... | 114 | 2,982 |
| Morrilton..... | 135 | 6,952 | Marianna..... | 95 | 6,845 | Scott County..... | 121 | 3,617 |
| Remainder of County..... | 55 | 682 | Remainder of County..... | 89 | 2,447 | Searcy County..... | 95 | 2,423 |
| Craighead County..... | 514 | 30,783 | Lincoln County..... | 123 | 3,519 | Sebastian County..... | 868 | 66,506 |
| Jonesboro..... | 237 | 22,122 | Little River County..... | 124 | 4,239 | Fort Smith..... | 672 | 61,966 |
| Remainder of County..... | 277 | 8,661 | Ashdown..... | 47 | 2,076 | Remainder of County..... | 196 | 4,540 |
| Crawford County..... | 248 | 7,808 | Remainder of County..... | 77 | 2,163 | Sevier County..... | 151 | 5,888 |
| Van Buren..... | 108 | 4,526 | Logan County..... | 220 | 8,827 | De Queen..... | 80 | 4,486 |
| Remainder of County..... | 140 | 3,282 | Paris..... | 83 | 4,398 | Remainder of County..... | 71 | 1,402 |
| Crittenden County..... | 393 | 25,250 | Remainder of County..... | 137 | 4,429 | Sharp County..... | 80 | 1,295 |
| West Memphis..... | 139 | 14,401 | Lonoke County..... | 309 | 14,641 | Stone County..... | 60 | 1,477 |
| Remainder of County..... | 254 | 10,849 | Madison County..... | 108 | 2,196 | Union County..... | 608 | 38,388 |
| Cross County..... | 245 | 12,094 | Marion County..... | 87 | 1,955 | El Dorado..... | 352 | 30,171 |
| Wynne..... | 95 | 7,393 | Miller County..... | 338 | 22,741 | Remainder of County..... | 256 | 8,217 |
| Remainder of County..... | 150 | 4,701 | Texarkana..... | 281 | 21,766 | Van Buren County..... | 88 | 1,972 |
| Dallas County..... | 135 | 5,563 | Remainder of County..... | 57 | 975 | Washington County..... | 545 | 40,034 |
| Fordyce..... | 73 | 4,167 | Mississippi County..... | 758 | 50,634 | Fayetteville..... | 221 | 20,199 |
| Remainder of County..... | 62 | 1,396 | Blytheville..... | 293 | 25,273 | Springdale..... | 131 | 12,953 |
| Desha County..... | 214 | 11,361 | Osceola..... | 92 | 9,978 | Remainder of County..... | 193 | 6,882 |
| Dumas..... | 57 | 3,719 | Remainder of County..... | 373 | 15,383 | White County..... | 396 | 16,880 |
| McGehee..... | 78 | 5,869 | Monroe County..... | 199 | 9,226 | Searcy..... | 124 | 10,705 |
| Remainder of County..... | 79 | 1,773 | Brinkley..... | 78 | 5,175 | Remainder of County..... | 272 | 6,175 |
| Drew County..... | 179 | 7,092 | Clarendon..... | 50 | 1,868 | Woodruff County..... | 193 | 7,896 |
| Monticello..... | 107 | 5,191 | Remainder of County..... | 71 | 2,183 | Yell County..... | 178 | 5,993 |
| Remainder of County..... | 72 | 1,901 | | | | | | |

Standard Notes: (D) Withheld to avoid disclosure. (NA) Not available.

¹Data in this table differ from those which appeared in the publications of the 1948 Census of Retail Trade. For a description of the adjustments see Comparison of 1948 and 1954 Censuses in the Introduction.

Table 103. RETAIL TRADE: 1954 — STANDARD METROPOLITAN AREAS

Establishments, Sales, Payroll, and Personnel, by Kind of Business

| Standard metropolitan area and kind of business | Establishments | | Sales | | Payroll, entire year (\$1,000) | Payroll, workweek ended nearest Nov. 15 | | Paid employees, workweek ended nearest Nov. 15 | | Proprietors (unincorporated businesses only) ¹ (Number) |
|--|--------------------------------|--------------------------|---|--|-----------------------------------|---|----------------------------|--|---------------------------|---|
| | Total ¹ (Number) | With payroll (Number) | Total, all establishments ¹ (\$1,000) | Establishments with payroll (\$1,000) | | Total (Dollars) | Full workweek (Dollars) | Total (Number) | Full workweek (Number) | |
| FORT SMITH STANDARD METROPOLITAN AREA--Coextensive with Sebastian County, Ark. | | | | | | | | | | |
| Retail trade, total | 905 | 593 | 85,748 | 78,844 | 8,175 | 153,827 | 146,990 | 3,661 | 3,273 | 920 |
| Food Stores | | | | | | | | | | |
| Total..... | 168 | 68 | 17,345 | 15,311 | 1,017 | 18,179 | 16,546 | 392 | 321 | 181 |
| Grocery stores..... | 154 | 58 | 16,553 | 14,623 | 935 | 16,723 | 15,090 | 360 | 289 | 169 |
| Meat markets..... | 5 | 5 | (D) | (D) | (D) | (D) | (D) | (D) | (D) | (D) |
| Fish (seafood) markets..... | 2 | ••• | (D) | ••• | ••• | ••• | ••• | ••• | ••• | (D) |
| Fruit stores, vegetable markets..... | 2 | ••• | (D) | ••• | ••• | ••• | ••• | ••• | ••• | (D) |
| Candy, nut, confectionery stores..... | 1 | 1 | (D) | (D) | (D) | (D) | (D) | (D) | (D) | (D) |
| Bakery products stores..... | 4 | 4 | (D) | (D) | (D) | (D) | (D) | (D) | (D) | (D) |
| Bakeries, with baking on premises..... | 4 | 4 | (D) | (D) | (D) | (D) | (D) | (D) | (D) | (D) |
| Bakeries, without baking on premises..... | ••• | ••• | ••• | ••• | ••• | ••• | ••• | ••• | ••• | ••• |
| Delicatessen stores..... | ••• | ••• | ••• | ••• | ••• | ••• | ••• | ••• | ••• | ••• |
| Food stores, n.e.c..... | ••• | ••• | (D) | (D) | (D) | (D) | (D) | (D) | (D) | (D) |
| Eating, Drinking Places | | | | | | | | | | |
| Total..... | 191 | 143 | 5,577 | 4,935 | 917 | 19,298 | 18,215 | 714 | 625 | 220 |
| Eating places (except refreshment stands)..... | 120 | 90 | 3,752 | 3,308 | 692 | 14,273 | 13,550 | 551 | 493 | 143 |
| Restaurants, cafeterias..... | (NA) | 89 | (NA) | (D) | (D) | (D) | (D) | (D) | (D) | (NA) |
| Caterers..... | (NA) | ••• | (NA) | ••• | ••• | ••• | ••• | ••• | ••• | (NA) |
| In-plant food contractors..... | (NA) | 1 | (NA) | (D) | (D) | (D) | (D) | (D) | (D) | (NA) |
| Refreshment stands..... | 17 | 17 | 618 | 618 | 82 | 1,433 | 1,211 | 56 | 36 | 16 |
| Drinking places..... | 54 | 38 | 1,207 | 1,009 | 143 | 3,592 | 3,454 | 107 | 96 | 61 |
| General Merchandise Group | | | | | | | | | | |
| Total..... | 35 | 27 | 10,476 | 10,284 | 1,412 | 28,200 | 26,004 | 716 | 593 | 30 |
| Department stores..... | 3 | 3 | (D) | (D) | (D) | (D) | (D) | (D) | (D) | (D) |
| Dry goods, general merchandise stores..... | 15 | 11 | 2,521 | 2,445 | 239 | 4,231 | 3,737 | 87 | 67 | 12 |
| General stores..... | 9 | 7 | 609 | (D) | 27 | 703 | 661 | 24 | 21 | 11 |
| Variety stores..... | 6 | 6 | (D) | (D) | (D) | (D) | (D) | (D) | (D) | (D) |
| Apparel, Accessories Stores | | | | | | | | | | |
| Total..... | 54 | 48 | 5,765 | 5,583 | 755 | 14,326 | 13,743 | 361 | 316 | 31 |
| Shoe stores..... | 18 | 18 | 1,216 | 1,216 | 178 | 3,557 | 3,334 | 77 | 64 | 5 |
| Men's shoe stores..... | 6 | 6 | 189 | 189 | 27 | 686 | 602 | 14 | 11 | ••• |
| Women's shoe stores..... | 6 | 6 | 421 | 421 | 66 | 1,370 | 1,353 | 28 | 26 | 5 |
| Children's, juveniles' shoe stores..... | ••• | ••• | ••• | ••• | ••• | ••• | ••• | ••• | ••• | ••• |
| Family shoe stores..... | 6 | 6 | 606 | 606 | 85 | 1,501 | 1,379 | 35 | 27 | ••• |
| Men's, boys' clothing and furnishings stores..... | 11 | 11 | 1,512 | 1,512 | 186 | 3,463 | 3,318 | 71 | 58 | 8 |
| Men's, boys' clothing stores..... | 8 | 8 | 1,168 | 1,168 | 151 | 2,839 | 2,700 | 58 | 46 | 5 |
| Men's, boys' furnishings stores..... | 3 | 3 | 344 | 344 | 35 | 624 | 618 | 13 | 12 | 3 |
| Family clothing stores..... | 4 | 4 | 250 | 250 | 37 | 720 | 668 | 20 | 16 | 1 |
| Women's clothing, specialty stores..... | 13 | 13 | (D) | (D) | (D) | (D) | (D) | (D) | (D) | (D) |
| Ready-to-wear stores..... | 10 | 10 | 2,292 | 2,292 | 329 | 6,051 | 5,908 | 178 | 165 | 3 |
| Millinery stores..... | 2 | 2 | (D) | (D) | (D) | (D) | (D) | (D) | (D) | (D) |
| Clothing, specialty stores, n.e.c..... | 1 | 1 | (D) | (D) | (D) | (D) | (D) | (D) | (D) | (D) |
| Children's, infants' wear stores..... | 4 | 2 | 335 | (D) | (D) | (D) | (D) | (D) | (D) | (D) |
| Apparel stores, n.e.c..... | 2 | ••• | (D) | (D) | (D) | (D) | (D) | (D) | (D) | (D) |
| Furniture, Home Furnishings, Appliance Dealers | | | | | | | | | | |
| Total..... | 54 | 40 | 3,761 | 3,543 | 500 | 9,918 | 9,853 | 204 | 201 | 51 |
| Furniture, home furnishings stores..... | 39 | 27 | 2,882 | (D) | 374 | 7,183 | 7,116 | 158 | 155 | 37 |
| Furniture stores..... | (NA) | 18 | (NA) | 1,387 | 150 | 2,874 | 2,818 | 59 | 57 | (NA) |
| Floor covering stores..... | (NA) | 2 | (NA) | (D) | (D) | (D) | (D) | (D) | (D) | (NA) |
| Home furnishings stores, n.e.c., antique stores..... | (NA) | 7 | (NA) | (D) | (D) | (D) | (D) | (D) | (D) | (NA) |
| Household appliance, radio, TV stores..... | 15 | 13 | 879 | (D) | 126 | 2,735 | 2,735 | 46 | 46 | 14 |
| Household appliance stores..... | (NA) | 6 | (NA) | 600 | 78 | 1,593 | 1,593 | 26 | 26 | (NA) |
| Appliance, radio, TV stores..... | (NA) | 5 | (NA) | 140 | (D) | (D) | (D) | (D) | (D) | (NA) |
| Radio, TV stores..... | (NA) | 2 | (NA) | (D) | (D) | (D) | (D) | (D) | (D) | (NA) |
| Automotive Group | | | | | | | | | | |
| Total..... | 57 | 43 | 19,927 | 18,545 | 1,357 | 22,326 | 22,018 | 378 | 370 | 58 |
| Passenger car dealers (franchised)..... | 12 | 12 | 9,868 | 9,868 | 961 | 15,350 | 15,121 | 263 | 259 | 9 |
| Passenger car dealers (nonfranchised)..... | (NA) | 18 | 8,674 | 7,222 | 200 | 3,374 | 3,374 | 49 | 49 | 42 |
| Tire, battery, accessory dealers..... | 10 | 10 | 1,514 | 1,314 | 188 | 3,347 | 3,274 | 61 | 57 | 4 |
| Motorcycle, aircraft, boat dealers..... | 3 | 3 | 141 | 141 | 8 | 249 | 249 | 5 | 5 | 3 |
| Household trailer dealers..... | ••• | ••• | ••• | ••• | ••• | ••• | ••• | ••• | ••• | ••• |
| Automotive dealers, n.e.c..... | ••• | ••• | ••• | ••• | ••• | ••• | ••• | ••• | ••• | ••• |
| Gasoline Service Stations | | | | | | | | | | |
| Total..... | 106 | 72 | 9,259 | 4,757 | 479 | 8,681 | 8,384 | 203 | 188 | 115 |
| Lumber, Bldg. Mats., Hardware, Farm Equipment Dealers | | | | | | | | | | |
| Total..... | 38 | 34 | 7,617 | 7,247 | 770 | 14,933 | 14,758 | 270 | 264 | 26 |
| Farm equipment dealers..... | 6 | 6 | 2,014 | 2,014 | 245 | 4,506 | 4,506 | 72 | 72 | 4 |
| Lumber, building materials dealers..... | 16 | 14 | 3,580 | (D) | 273 | 5,436 | 5,386 | 112 | 109 | 12 |
| Paint, glass, wallpaper stores..... | 6 | 6 | 704 | 704 | 106 | 1,891 | 1,891 | 28 | 28 | 1 |
| Plumbing, electrical supply stores..... | 7 | 5 | (D) | (D) | (D) | (D) | (D) | (D) | (D) | (D) |
| Hardware stores..... | 3 | 3 | (D) | (D) | (D) | (D) | (D) | (D) | (D) | (D) |
| Drug Stores, Proprietary Stores | | | | | | | | | | |
| Total..... | 27 | 25 | 2,470 | (D) | 355 | 6,627 | 6,332 | 175 | 160 | 27 |
| Drug stores..... | (NA) | 25 | (NA) | (D) | 355 | 6,627 | 6,332 | 175 | 160 | (NA) |
| Proprietary stores..... | (NA) | ••• | (NA) | ••• | ••• | ••• | ••• | ••• | ••• | (NA) |
| Other Retail Stores | | | | | | | | | | |
| Total..... | 133 | 83 | 6,279 | 5,467 | 576 | 10,668 | 10,460 | 234 | 221 | 139 |
| Liquor stores..... | 43 | 35 | 2,650 | 2,250 | 133 | 2,177 | 2,122 | 60 | 57 | 46 |
| Fuel, ice dealers..... | 5 | 1 | (D) | (D) | (D) | (D) | (D) | (D) | (D) | (D) |
| Fuel dealers (coal, wood)..... | (NA) | ••• | (NA) | ••• | ••• | ••• | ••• | ••• | ••• | (NA) |
| Liquefied petroleum gas dealers..... | (NA) | 1 | (NA) | (D) | (D) | (D) | (D) | (D) | (D) | (NA) |
| Fuel oil dealers..... | (NA) | ••• | (NA) | ••• | ••• | ••• | ••• | ••• | ••• | (NA) |
| Ice dealers..... | (NA) | ••• | (NA) | ••• | ••• | ••• | ••• | ••• | ••• | (NA) |
| Hay, grain, feed stores..... | 2 | 2 | (D) | (D) | (D) | (D) | (D) | (D) | (D) | (D) |
| Farm, garden supply stores..... | 1 | 1 | (D) | (D) | (D) | (D) | (D) | (D) | (D) | (D) |

Standard Notes: (D) Withheld to avoid disclosure. (NA) Not available. n.e.c. Not elsewhere classified. XXX Not applicable. (Z) Less than \$500. ... Represents zero.

¹ Group totals may include data for establishments without payroll which could not be classified by detailed kind of business.

RETAIL TRADE—AREA STATISTICS

Table 103. RETAIL TRADE: 1954—STANDARD METROPOLITAN AREAS—Continued

Establishments, Sales, Payroll, and Personnel, by Kind of Business

| Standard metropolitan area and kind of business | Establishments | | Sales | | Payroll, entire year (\$1,000) | Payroll, workweek ended nearest Nov. 15 | | Paid employees, workweek ended nearest Nov. 15 | | Proprietors (un- incorporated businesses only) ¹ (Number) |
|--|--------------------------------|-----------------------------|---|--|---|--|-------------------------------|--|------------------------------|--|
| | Total ¹ (Number) | With payroll (Number) | Total, all establish- ments ² (\$1,000) | Establish- ments with payroll (\$1,000) | | Total (Dollars) | Full workweek (Dollars) | Total (Number) | Full workweek (Number) | |
| FORT SMITH STANDARD METROPOLITAN AREA--Con. | | | | | | | | | | |
| Other Retail Stores--Con. | | | | | | | | | | |
| Jewelry stores | 9 | 7 | 727 | (D) | 120 | 2,259 | 2,257 | 43 | 42 | 8 |
| Book stores | 3 | 1 | (D) | (D) | (D) | (D) | (D) | (D) | (D) | (D) |
| Stationery stores | 2 | 2 | (D) | (D) | (D) | (D) | (D) | (D) | (D) | (D) |
| Sporting goods stores | 4 | 4 | 166 | 106 | 11 | 140 | 135 | 4 | 3 | 4 |
| Bicycle stores | 1 | 1 | (D) | (D) | (D) | (D) | (D) | (D) | (D) | (D) |
| Florists | 10 | 6 | 240 | 204 | 20 | 333 | 315 | 11 | 10 | 10 |
| Cigar stores, stands | 8 | ••• | 68 | ••• | ••• | ••• | ••• | ••• | ••• | 8 |
| News dealers, newsstands | 3 | 1 | 68 | (D) | (D) | (D) | (D) | (D) | (D) | (D) |
| Gift, novelty, souvenir stores | 1 | 1 | (D) | (D) | (D) | (D) | (D) | (D) | (D) | (D) |
| Music stores | 4 | 4 | 586 | 586 | 73 | 1,355 | 1,306 | 29 | 26 | 4 |
| Camera, photographic supply stores | 1 | 1 | (D) | (D) | (D) | (D) | (D) | (D) | (D) | (D) |
| Luggage, leather goods stores | ••• | ••• | ••• | ••• | ••• | ••• | ••• | ••• | ••• | ••• |
| Optical goods stores | 1 | 1 | (D) | (D) | (D) | (D) | (D) | (D) | (D) | (D) |
| Office, store machine and equipment dealers | 4 | 4 | 173 | 173 | 30 | 741 | 741 | 10 | 10 | 3 |
| Retail stores (except second-hand) n.e.c. | 6 | 6 | 207 | 207 | 27 | 625 | 625 | 13 | 13 | 2 |
| Second-hand stores | 9 | 5 | 294 | 236 | 50 | 1,094 | 1,094 | 23 | 23 | 11 |
| Nonstore Retailers | | | | | | | | | | |
| Total | 42 | 8 | 1,272 | 722 | 37 | 677 | 677 | 14 | 14 | 42 |
| Mail order houses | 2 | ••• | (D) | ••• | ••• | ••• | ••• | ••• | ••• | (D) |
| Direct selling (house-to-house) organizations | 29 | 3 | 445 | (D) | (D) | (D) | (D) | (D) | (D) | (D) |
| Merchandise vending machine operators | 11 | 5 | (D) | (D) | (D) | (D) | (D) | (D) | (D) | (D) |
| LITTLE ROCK-NORTH LITTLE ROCK STANDARD METROPOLITAN AREA--Coextensive with Pulaski County, Ark. | | | | | | | | | | |
| Retail trade, total | 2,159 | 1,361 | 224,068 | 209,942 | 24,314 | 483,240 | 459,225 | 10,990 | 9,455 | 2,192 |
| Food Stores | | | | | | | | | | |
| Total | 563 | 238 | 47,082 | 40,330 | 2,487 | 46,574 | 42,390 | 1,065 | 817 | 619 |
| Grocery stores | 513 | 211 | 45,348 | 38,900 | 2,286 | 42,729 | 38,657 | 957 | 719 | 561 |
| Meat markets | 3 | 3 | (D) | (D) | (D) | (D) | (D) | (D) | (D) | (D) |
| Fish (seafood) markets | 2 | ••• | (D) | (D) | (D) | (D) | (D) | (D) | (D) | (D) |
| Fruit stores, vegetable markets | 6 | 2 | 42 | (D) | (D) | (D) | (D) | (D) | (D) | (D) |
| Candy, nut, confectionery stores | 15 | 3 | 294 | 188 | 17 | 371 | 351 | 13 | 11 | 16 |
| Bakery products stores | 10 | 8 | 391 | (D) | 119 | 2,127 | 2,077 | 61 | 57 | 11 |
| Bakeries, with baking on premises | (NA) | 5 | (NA) | 146 | (D) | (D) | (D) | (D) | (D) | (NA) |
| Bakeries, without baking on premises | (NA) | 3 | (NA) | (D) | (D) | (D) | (D) | (D) | (D) | (NA) |
| Delicatessen stores | 1 | 1 | (D) | (D) | (D) | (D) | (D) | (D) | (D) | (D) |
| Food stores, n.e.c. | 7 | 9 | (D) | (D) | (D) | (D) | (D) | (D) | (D) | (D) |
| Eating, Drinking Places | | | | | | | | | | |
| Total | 376 | 260 | 15,423 | 14,601 | 2,644 | 60,252 | 56,897 | 2,084 | 1,844 | 400 |
| Eating places (except refreshment stands) | 239 | 191 | 13,186 | 12,724 | 2,380 | 55,272 | 52,178 | 1,930 | 1,683 | 285 |
| Restaurants, cafeterias | (NA) | 191 | (NA) | 12,724 | 2,380 | 55,272 | 52,178 | 1,900 | 1,683 | (NA) |
| Caterers | (NA) | ••• | (NA) | ••• | ••• | ••• | ••• | ••• | ••• | (NA) |
| In-plant food contractors | (NA) | ••• | (NA) | ••• | ••• | ••• | ••• | ••• | ••• | (NA) |
| Refreshment stands | 43 | 29 | 1,010 | 876 | 147 | 2,923 | 2,802 | 102 | 95 | 49 |
| Drinking places | 52 | 40 | 1,209 | 1,001 | 117 | 2,057 | 1,917 | 82 | 66 | 64 |
| General Merchandise Group | | | | | | | | | | |
| Total | 81 | 57 | 36,062 | 35,452 | 5,776 | 115,945 | 105,854 | 2,997 | 2,325 | 72 |
| Department stores | 7 | 7 | 28,862 | 28,862 | 4,906 | 99,906 | 91,591 | 2,424 | 1,933 | ••• |
| Dry goods, general merchandise stores | 31 | 17 | 5,374 | 2,992 | 338 | 6,526 | 5,736 | 182 | 112 | 26 |
| General stores | 13 | 7 | 451 | (D) | 16 | 359 | 330 | 13 | 10 | 13 |
| Variety stores | 28 | 26 | 3,337 | (D) | 516 | 9,154 | 8,197 | 378 | 270 | 31 |
| Apparel, Accessories Stores | | | | | | | | | | |
| Total | 118 | 108 | 11,830 | 11,692 | 1,738 | 33,547 | 32,140 | 805 | 683 | 63 |
| Shoe stores | 31 | 29 | 3,655 | (D) | 599 | 11,892 | 11,385 | 263 | 207 | 9 |
| Men's shoe stores | (NA) | 6 | (NA) | 316 | (D) | (D) | (D) | (D) | (D) | (NA) |
| Women's shoe stores | (NA) | 5 | (NA) | 982 | 129 | 2,256 | 2,074 | 52 | 30 | (NA) |
| Children's, juveniles' shoe stores | (NA) | 1 | (NA) | (D) | (D) | (D) | (D) | (D) | (D) | (NA) |
| Family shoe stores | (NA) | 17 | (NA) | 2,163 | 429 | 8,783 | 8,486 | 196 | 163 | (NA) |
| Men's, boys' clothing and furnishings stores | 18 | 18 | 1,998 | 1,998 | 322 | 4,926 | 4,812 | 98 | 90 | 10 |
| Men's, boys' clothing stores | 13 | 13 | 1,646 | 1,646 | 279 | 4,188 | 4,074 | 83 | 75 | 9 |
| Men's, boys' furnishings stores | 5 | 5 | 352 | 352 | 43 | 738 | 738 | 15 | 15 | 1 |
| Family clothing stores | 13 | 13 | 1,130 | 1,130 | 145 | 2,909 | 2,658 | 80 | 59 | 9 |
| Women's clothing, specialty stores | 40 | 36 | 4,100 | 4,052 | 540 | 11,289 | 10,878 | 307 | 277 | 21 |
| Ready-to-wear stores | (NA) | 22 | (NA) | 3,239 | 396 | 8,333 | 8,023 | 238 | 217 | (NA) |
| Millinery stores | (NA) | 10 | (NA) | 603 | 110 | 1,992 | 1,897 | 53 | 45 | (NA) |
| Clothing, specialty stores, n.e.c. | (NA) | 4 | (NA) | 210 | 34 | 964 | 956 | 16 | 15 | (NA) |
| Children's, infants' wear stores | 5 | 5 | 293 | 293 | 23 | 710 | 635 | 17 | 12 | 5 |
| Apparel stores, n.e.c. | 9 | 7 | 614 | (D) | 109 | 1,821 | 1,772 | 40 | 38 | 7 |
| Furniture, Home Furnishings, Appliance Dealers | | | | | | | | | | |
| Total | 106 | 80 | 10,497 | 9,943 | 1,484 | 28,770 | 27,709 | 526 | 508 | 105 |
| Furniture, home furnishings stores | 74 | 58 | 7,311 | 6,921 | 1,053 | 19,880 | 19,649 | 372 | 361 | 76 |
| Furniture stores | (NA) | 49 | (NA) | 6,289 | 923 | 17,688 | 17,597 | 331 | 323 | (NA) |
| Floor covering stores | (NA) | 2 | (NA) | (D) | (D) | (D) | (D) | (D) | (D) | (NA) |
| Home furnishings stores, n.e.c., antique stores | (NA) | 7 | (NA) | (D) | (D) | (D) | (D) | (D) | (D) | (NA) |
| Household appliance, radio, TV stores | 32 | 22 | 3,186 | 3,022 | 431 | 8,890 | 8,060 | 154 | 147 | 29 |
| Household appliance stores | (NA) | 11 | (NA) | 1,789 | 286 | 5,878 | 5,072 | 103 | 96 | (NA) |
| Appliance, radio, TV stores | (NA) | 6 | (NA) | 851 | 80 | 1,720 | 1,696 | 28 | 28 | (NA) |
| Radio, TV stores | (NA) | 5 | (NA) | 382 | 65 | 1,292 | 1,292 | 23 | 23 | (NA) |
| Automotive Group | | | | | | | | | | |
| Total | 106 | 76 | 47,571 | 47,061 | 4,039 | 77,811 | 77,461 | 1,014 | 998 | 97 |
| Passenger car dealers (franchised) | 21 | 21 | 35,718 | 35,718 | 3,088 | 59,607 | 59,591 | 723 | 721 | 8 |
| Passenger car dealers (nonfranchised) | 53 | 31 | 6,965 | 6,529 | 300 | 6,221 | 6,155 | 95 | 94 | 61 |
| Tire, battery, accessory dealers | 23 | 15 | 4,116 | 4,042 | 608 | 11,280 | 11,012 | 182 | 169 | 18 |
| Motocycle, aircraft, boat dealers | 5 | 5 | 234 | 234 | 15 | 278 | 278 | 7 | 7 | 6 |
| Household trailer dealers | 4 | 4 | 538 | 538 | 28 | 425 | 425 | 7 | 7 | 4 |
| Automotive dealers, n.e.c. | ••• | ••• | ••• | ••• | ••• | ••• | ••• | ••• | ••• | ••• |

Standard Notes: (D) Withheld to avoid disclosure. (NA) Not available. n.e.c. Not elsewhere classified. XXX Not applicable. (Z) Less than \$500. ... Represents zero.

¹ Group totals may include data for establishments without payroll which could not be classified by detailed kind of business.

Table 103. RETAIL TRADE: 1954 — STANDARD METROPOLITAN AREAS — Continued

Establishments, Sales, Payroll, and Personnel, by Kind of Business

| Standard metropolitan area and kind of business | Establishments | | Sales | | Payroll, entire year (\$1,000) | Payroll, workweek ended nearest Nov. 15 | | Paid employees, workweek ended nearest Nov. 15 | | Proprietors (unincorporated businesses only) ¹ (Number) |
|---|-----------------------------|-----------------------|--|---------------------------------------|--------------------------------|---|-------------------------|--|------------------------|--|
| | Total ¹ (Number) | With payroll (Number) | Total, all establishments ¹ (\$1,000) | Establishments with payroll (\$1,000) | | Total (Dollars) | Full workweek (Dollars) | Total (Number) | Full workweek (Number) | |
| LITTLE ROCK--NORTH LITTLE ROCK STANDARD METROPOLITAN AREA--Con. | | | | | | | | | | |
| Gasoline Service Stations | | | | | | | | | | |
| Total..... | 241 | 177 | 13,829 | 12,577 | 1,194 | 25,191 | 24,505 | 548 | 503 | 262 |
| Lumber, Bldg. Mtls., Hardware, Farm Equipment Dealers | | | | | | | | | | |
| Total..... | 95 | 77 | 13,283 | 12,847 | 1,558 | 28,926 | 28,216 | 512 | 479 | 83 |
| Farm equipment dealers..... | 6 | 6 | 820 | 820 | 126 | 1,391 | 1,331 | 28 | 22 | 4 |
| Lumber, building materials dealers..... | 44 | 42 | 8,882 | (D) | 977 | 18,603 | 18,117 | 346 | 326 | 33 |
| Paint, glass, wallpaper stores..... | 9 | 9 | 934 | (D) | 143 | 2,713 | 2,699 | 40 | 38 | 5 |
| Plumbing, electrical supply stores..... | 8 | 6 | 1,464 | (D) | 224 | 4,260 | 4,234 | 65 | 63 | 5 |
| Hardware stores..... | 26 | 14 | 1,171 | 839 | 88 | 1,959 | 1,835 | 33 | 30 | 32 |
| Drug Stores, Proprietary Stores | | | | | | | | | | |
| Total..... | 88 | 72 | 7,348 | 6,994 | 941 | 17,602 | 16,524 | 476 | 413 | 84 |
| Drug stores..... | (NA) | 70 | (NA) | (D) | (D) | (D) | (D) | (D) | (D) | (NA) |
| Proprietary stores..... | (NA) | 2 | (NA) | (D) | (D) | (D) | (D) | (D) | (D) | (NA) |
| Other Retail Stores | | | | | | | | | | |
| Total..... | 313 | 195 | 17,214 | 15,288 | 1,795 | 32,877 | 31,921 | 630 | 611 | 303 |
| Liquor stores..... | 107 | 89 | 6,062 | 5,500 | 320 | 5,495 | 5,266 | 160 | 136 | 106 |
| Fuel, ice dealers..... | 16 | 8 | 957 | 755 | 139 | 2,390 | 2,347 | 38 | 34 | 13 |
| Fuel dealers (coal, wood)..... | (NA) | .. | (NA) | .. | .. | .. | .. | .. | .. | (NA) |
| Liquefied petroleum gas dealers..... | (NA) | 5 | (NA) | 698 | 122 | 2,200 | 2,185 | 53 | 31 | (NA) |
| Fuel oil dealers..... | (NA) | .. | (NA) | .. | .. | .. | .. | .. | .. | (NA) |
| Ice dealers..... | (NA) | 3 | (NA) | 57 | .. | .. | .. | .. | .. | (NA) |
| Hay, grain, feed stores..... | 8 | 6 | 881 | (D) | 34 | 17 | 162 | 5 | 5 | (NA) |
| Farm, garden supply stores..... | 6 | 4 | (D) | (D) | (D) | 684 | 678 | 15 | 14 | 11 |
| Jewelry stores..... | 19 | 13 | 2,141 | 2,105 | 378 | 7,589 | 7,527 | 126 | 122 | 10 |
| Book stores..... | 3 | 3 | (D) | (D) | (D) | (D) | (D) | (D) | (D) | (D) |
| Stationery stores..... | 8 | 2 | 514 | (D) | (D) | (D) | (D) | (D) | (D) | (D) |
| Sporting goods stores..... | 9 | 5 | 619 | 553 | 88 | 854 | 839 | 16 | 15 | 9 |
| Bicycle stores..... | .. | .. | .. | .. | .. | .. | .. | .. | .. | .. |
| Florists..... | 19 | 15 | 872 | 812 | 131 | 3,121 | 2,956 | 70 | 61 | 14 |
| Cigar stores, stands..... | 9 | 3 | 411 | (D) | (D) | (D) | (D) | (D) | (D) | (D) |
| News dealers, newsstands..... | 6 | 2 | 99 | (D) | (D) | (D) | (D) | (D) | (D) | (D) |
| Gift, novelty, souvenir stores..... | 7 | 3 | 82 | 64 | 5 | 73 | 35 | 4 | 1 | 7 |
| Music stores..... | 8 | 6 | 713 | (D) | 166 | 3,084 | 3,084 | 50 | 50 | 3 |
| Camera, photographic supply stores..... | 2 | 2 | (D) | (D) | (D) | (D) | (D) | (D) | (D) | (D) |
| Luggage, leather goods stores..... | 2 | 2 | (D) | (D) | (D) | (D) | (D) | (D) | (D) | (D) |
| Optical goods stores..... | 1 | 1 | (D) | (D) | (D) | (D) | (D) | (D) | (D) | (D) |
| Office, store machine and equipment dealers..... | 3 | 3 | (D) | (D) | (D) | (D) | (D) | (D) | (D) | (D) |
| Retail stores (except second-hand) n.e.c..... | 11 | 11 | 526 | 526 | 122 | 2,309 | 2,266 | 32 | 30 | 6 |
| Second-hand stores..... | 39 | 17 | 1,005 | 765 | 82 | 1,560 | 1,542 | 39 | 36 | 42 |
| Nonstore Retailers | | | | | | | | | | |
| Total..... | 112 | 24 | 3,929 | 3,157 | 658 | 15,745 | 15,608 | 283 | 274 | 104 |
| Mail order houses..... | 1 | 1 | (D) | (D) | (D) | (D) | (D) | (D) | (D) | (D) |
| Direct selling (house-to-house) organizations..... | 99 | 15 | 2,862 | 2,128 | 589 | 14,369 | 14,251 | 236 | 240 | 65 |
| Merchandise vending machine operators..... | 12 | 8 | (D) | (D) | (D) | (D) | (D) | (D) | (D) | (D) |

Standard Notes: (D) Withheld to avoid disclosure. (NA) Not available. n.e.c. Not elsewhere classified. XXX Not applicable. (Z) Less than \$500. ... Represents zero.
¹ Group totals may include data for establishments without payroll which could not be classified by detailed kind of business.

Table 103A. RETAIL TRADE: 1948¹— STANDARD METROPOLITAN AREAS

Establishments and Sales, by Kind of Business

| Kind of business | Establishments, 1948 | | Sales, 1948 | | Establishments, 1948 | | Sales, 1948 | |
|---|---------------------------------------|-----------------------|-------------------------------------|---------------------------------------|--|-----------------------|-------------------------------------|---------------------------------------|
| | Total (Number) | With payroll (Number) | Total, all establishments (\$1,000) | Establishments with payroll (\$1,000) | Total (Number) | With payroll (Number) | Total, all establishments (\$1,000) | Establishments with payroll (\$1,000) |
| | FORT SMITH STANDARD METROPOLITAN AREA | | | | LITTLE ROCK STANDARD METROPOLITAN AREA | | | |
| Retail trade, total..... | 868 | 551 | 66,506 | 58,699 | 2,120 | 1,398 | 174,474 | 161,578 |
| Food stores..... | 245 | 94 | 10,869 | 8,658 | 680 | 299 | 32,622 | 26,261 |
| Eating, drinking places..... | 155 | 116 | 3,511 | 3,122 | 392 | 307 | 10,042 | 9,432 |
| General merchandise group..... | 40 | 31 | 10,389 | 10,133 | 84 | 49 | 33,692 | 33,117 |
| Apparel, accessories stores..... | 36 | 33 | 4,946 | 4,892 | 84 | 75 | 10,110 | 10,009 |
| Furniture, home furnishings, appliance dealers..... | 44 | 33 | 2,733 | 2,367 | 93 | 71 | 7,829 | 7,403 |
| Automotive group..... | 63 | 45 | 16,526 | 13,679 | 99 | 78 | 35,077 | 33,633 |
| Gasoline service stations..... | 111 | 67 | 3,501 | 2,800 | 237 | 157 | 9,659 | 8,442 |
| Lumber, building materials, hardware, farm equipment dealers..... | 30 | 26 | 6,105 | 6,038 | 77 | 68 | 10,817 | 10,651 |
| Drug stores, proprietary stores..... | 23 | 22 | 1,863 | (D) | 79 | 72 | 5,955 | 5,859 |
| Other retail stores..... | 119 | 82 | (D) | (D) | 285 | 212 | 17,079 | 15,179 |
| Nonstore retailers..... | 2 | 2 | (D) | (D) | 10 | 10 | 1,592 | 1,592 |

Standard Notes: (D) Withheld to avoid disclosure. (NA) Not available. ... Represents zero.
¹ Data in this table differ from those which appeared in the publications of the 1948 Census of Retail Trade. For a description of the adjustments see Comparison of 1948 and 1954 Censuses in the Introduction.

RETAIL TRADE—AREA STATISTICS

Table 104. RETAIL TRADE: 1954 — COUNTIES WITH 500 ESTABLISHMENTS OR MORE

Establishments, Sales, Payroll, and Personnel, by Kind of Business

| County and kind of business | Establishments | | Sales | | Payroll, entire year (\$1,000) | Payroll, workweek ended nearest Nov. 15 | | Paid employees, workweek ended nearest Nov. 15 | | Proprietors (unincorporated businesses only) ¹ (Number) |
|--|--------------------------------|--------------------------|---|--|-----------------------------------|---|----------------------------|--|---------------------------|---|
| | Total ¹ (Number) | With payroll (Number) | Total, all establishments ¹ (\$1,000) | Establishments with payroll (\$1,000) | | Total (Dollars) | Full workweek (Dollars) | Total (Number) | Full workweek (Number) | |
| GARLAND COUNTY | | | | | | | | | | |
| Retail trade, total..... | 716 | 476 | 49,327 | 45,779 | 5,188 | 103,433 | 99,307 | 2,457 | 2,182 | 774 |
| Food stores, total..... | 149 | 61 | 11,061 | 9,627 | 591 | 11,627 | 10,644 | 273 | 223 | 167 |
| Grocery stores..... | 132 | 52 | 10,644 | 9,318 | 525 | 10,484 | 9,540 | 243 | 195 | 148 |
| Meat markets, fish (seafood) markets..... | 4 | 2 | (D) | (D) | (D) | (D) | (D) | (D) | (D) | (D) |
| Fruit stores, vegetable markets..... | ••• | ••• | ••• | ••• | ••• | ••• | ••• | ••• | ••• | ••• |
| Candy, nut, confectionery stores..... | 5 | 3 | 171 | 171 | 36 | 569 | 557 | 14 | 13 | 6 |
| Other food stores..... | 6 | 2 | (D) | (D) | (D) | (D) | (D) | (D) | (D) | (D) |
| Eating, drinking places, total..... | 163 | 127 | 5,258 | 4,838 | 918 | 18,911 | 17,907 | 697 | 624 | 194 |
| Eating places..... | 155 | 107 | 4,688 | 4,338 | 842 | 17,361 | 16,410 | 654 | 585 | 160 |
| Drinking places..... | 28 | 20 | 570 | 500 | 76 | 1,550 | 1,497 | 43 | 39 | 34 |
| General merchandise group, total..... | 17 | 17 | 3,965 | 3,945 | 545 | 9,457 | 8,852 | 270 | 211 | 14 |
| General merchandise group (except variety)..... | 10 | 10 | 2,587 | 2,587 | 373 | 6,429 | 6,184 | 148 | 130 | 6 |
| Variety stores..... | 7 | 7 | 1,378 | 1,358 | 172 | 3,028 | 2,668 | 122 | 81 | 8 |
| Apparel, accessories stores, total..... | 90 | 48 | 4,735 | (D) | 595 | 11,479 | 10,984 | 287 | 245 | 43 |
| Shoe stores..... | 12 | 12 | 943 | 943 | 136 | 2,467 | 2,323 | 56 | 42 | 7 |
| Men's, boys' clothing and furnishings stores..... | 8 | 8 | 827 | 827 | 124 | 2,281 | 2,261 | 40 | 39 | 8 |
| Family clothing stores..... | 6 | 6 | (D) | (D) | (D) | (D) | (D) | (D) | (D) | (D) |
| Women's clothing, specialty stores..... | 17 | 17 | 1,664 | 1,664 | 171 | 3,207 | 3,125 | 93 | 84 | 12 |
| Ready-to-wear stores..... | 16 | 16 | (D) | (D) | (D) | (D) | (D) | (D) | (D) | (D) |
| Other clothing, specialty stores..... | 1 | 1 | (D) | (D) | (D) | (D) | (D) | (D) | (D) | (D) |
| Other apparel stores..... | 5 | 5 | (D) | (D) | (D) | (D) | (D) | (D) | (D) | (D) |
| Furniture, home furnishings, appliance dealers, total..... | 32 | 28 | 2,264 | 2,228 | 242 | 5,105 | 5,077 | 102 | 100 | 39 |
| Furniture, home furnishings stores, antique stores..... | 20 | 18 | 1,511 | (D) | 152 | 2,701 | 2,673 | 59 | 57 | 24 |
| Household appliance, radio, TV stores..... | 12 | 10 | 753 | (D) | 90 | 2,404 | 2,404 | 43 | 43 | 15 |
| Automotive group..... | 44 | 30 | 8,849 | 8,559 | 891 | 18,793 | 18,507 | 288 | 280 | 42 |
| Gasoline service stations..... | 79 | 51 | 3,086 | 2,636 | 280 | 5,511 | 5,454 | 128 | 122 | 84 |
| Lumber, bldg. mats., hardware, farm equip. dealers, total..... | 27 | 21 | 2,108 | 1,978 | 202 | 4,444 | 4,382 | 85 | 82 | 32 |
| Farm equipment dealers..... | ••• | ••• | ••• | ••• | ••• | ••• | ••• | ••• | ••• | ••• |
| Lumber, building materials, supplies, equipment dealers..... | 15 | 13 | 1,470 | (D) | 156 | 3,496 | 3,446 | 65 | 63 | 19 |
| Hardware stores..... | 12 | 8 | 638 | (D) | 46 | 936 | 936 | 20 | 19 | 13 |
| Drug stores, proprietary stores, total..... | 23 | 21 | 1,899 | (D) | (D) | (D) | (D) | (D) | (D) | (D) |
| Drug stores..... | (NA) | 20 | (NA) | 1,802 | 270 | 4,986 | 4,733 | 117 | 99 | (NA) |
| Proprietary stores..... | (NA) | 1 | (NA) | (D) | (D) | (D) | (D) | (D) | (D) | (NA) |
| Other retail stores, total..... | 112 | 70 | 5,682 | 5,130 | 632 | 12,657 | 12,325 | 200 | 188 | 120 |
| Liquor stores..... | 38 | 24 | 2,182 | 1,850 | 91 | 1,655 | 1,557 | 39 | 36 | 40 |
| Fuel, ice dealers..... | 6 | 2 | 230 | (D) | (D) | (D) | (D) | (D) | (D) | (D) |
| Feed, farm, garden supply stores..... | 5 | 5 | 1,119 | 1,119 | 75 | 1,474 | 1,454 | 30 | 29 | 5 |
| Jewelry stores..... | 11 | 9 | 622 | (D) | 209 | 4,582 | 4,499 | 41 | 38 | 9 |
| Book, stationery stores..... | 2 | 2 | (D) | (D) | (D) | (D) | (D) | (D) | (D) | (D) |
| Other retail stores (except second-hand)..... | 37 | 25 | 1,221 | 1,099 | 184 | 3,434 | 3,303 | 57 | 52 | 39 |
| Second-hand stores..... | 9 | 3 | (D) | (D) | (D) | (D) | (D) | (D) | (D) | (D) |
| Nonstore retailers..... | 20 | 2 | 420 | (D) | (D) | (D) | (D) | (D) | (D) | (D) |
| JEFFERSON COUNTY | | | | | | | | | | |
| Retail trade, total..... | 746 | 460 | 55,227 | 50,509 | 4,941 | 89,655 | 85,304 | 2,421 | 2,077 | 803 |
| Food stores, total..... | 253 | 95 | 16,767 | 13,679 | 833 | 15,751 | 14,736 | 413 | 337 | 265 |
| Grocery stores..... | 243 | 91 | 16,511 | 13,607 | 818 | 15,607 | 14,597 | 408 | 333 | 255 |
| Meat markets, fish (seafood) markets..... | 1 | 1 | (D) | (D) | (D) | (D) | (D) | (D) | (D) | (D) |
| Fruit stores, vegetable markets..... | ••• | ••• | ••• | ••• | ••• | ••• | ••• | ••• | ••• | ••• |
| Candy, nut, confectionery stores..... | 4 | 2 | 49 | (D) | (D) | (D) | (D) | (D) | (D) | (D) |
| Other food stores..... | 3 | 1 | (D) | (D) | (D) | (D) | (D) | (D) | (D) | (D) |
| Eating, drinking places, total..... | 117 | 85 | 2,438 | 2,196 | 365 | 7,363 | 7,091 | 346 | 311 | 147 |
| Eating places..... | 96 | 68 | 2,002 | 1,800 | 328 | 6,839 | 6,607 | 317 | 288 | 119 |
| Drinking places..... | 21 | 17 | 436 | 396 | 37 | 524 | 484 | 29 | 23 | 28 |
| General merchandise group, total..... | 37 | 23 | 3,531 | 3,337 | 409 | 7,166 | 6,558 | 248 | 178 | 33 |
| General merchandise group (except variety)..... | 32 | 20 | 2,442 | (D) | (D) | (D) | (D) | (D) | (D) | (D) |
| Variety stores..... | 5 | 3 | 1,089 | (D) | (D) | (D) | (D) | (D) | (D) | (D) |
| Apparel, accessories stores, total..... | 43 | 41 | 4,783 | (D) | 638 | 12,198 | 11,437 | 375 | 294 | 33 |
| Shoe stores..... | 8 | 6 | 526 | (D) | 70 | 1,303 | 1,123 | 39 | 24 | 2 |
| Men's, boys' clothing and furnishings stores..... | 5 | 5 | (D) | (D) | (D) | (D) | (D) | (D) | (D) | (D) |
| Family clothing stores..... | 18 | 18 | 2,889 | 2,889 | (D) | 7,437 | 7,019 | 239 | 185 | 16 |
| Women's clothing, specialty stores..... | 10 | 10 | 819 | 819 | 112 | 2,356 | 2,229 | 69 | 63 | 3 |
| Ready-to-wear stores..... | 7 | 7 | 760 | 760 | 104 | 2,105 | 2,043 | 62 | 58 | 2 |
| Other clothing, specialty stores..... | 3 | 3 | 59 | 59 | 8 | 251 | 186 | 7 | 5 | 1 |
| Other apparel stores..... | 2 | 2 | (D) | (D) | (D) | (D) | (D) | (D) | (D) | (D) |
| Furniture, home furnishings, appliance dealers, total..... | 49 | 31 | 2,663 | 2,379 | 325 | 5,654 | 5,481 | 119 | 106 | 52 |
| Furniture, home furnishings stores, antique stores..... | 33 | 21 | 1,710 | 1,600 | 196 | 3,547 | 3,438 | 74 | 65 | 37 |
| Household appliance, radio, TV stores..... | 16 | 10 | 953 | 779 | 129 | 2,107 | 2,043 | 45 | 41 | 15 |
| Automotive group..... | 34 | 24 | 10,756 | 10,570 | 855 | 13,721 | 13,266 | 253 | 239 | 38 |
| Gasoline service stations..... | 64 | 56 | 3,961 | 3,677 | 328 | 6,668 | 6,341 | 172 | 150 | 68 |
| Lumber, bldg. mats., hardware, farm equip. dealers, total..... | 27 | 23 | 4,021 | 3,905 | 407 | 9,338 | 9,148 | 175 | 171 | 26 |
| Farm equipment dealers..... | 6 | 6 | 2,031 | 2,031 | 246 | 4,337 | 4,337 | 70 | 70 | 5 |
| Lumber, building materials, supplies, equipment dealers..... | 19 | 15 | (D) | (D) | (D) | (D) | (D) | (D) | (D) | (D) |
| Hardware stores..... | 2 | 2 | (D) | (D) | (D) | (D) | (D) | (D) | (D) | (D) |

Standard Notes: (D) Withheld to avoid disclosure. (NA) Not available. n.e.c. Not elsewhere classified. XXXX Not applicable. (Z) Less than \$500. ... Represents zero.
¹ Group totals may include data for establishments without payroll which could not be classified by detailed kind of business.

Table 104. RETAIL TRADE: 1954 — COUNTIES WITH 500 ESTABLISHMENTS OR MORE—Continued

Establishments, Sales, Payroll, and Personnel, by Kind of Business

| County and kind of business | Establishments | | Sales | | Payroll, entire year (\$1,000) | Payroll, workweek ended nearest Nov. 15 | | Paid employees, workweek ended nearest Nov. 15 | | Proprietors (unincorporated businesses only) ¹ (Number) |
|---|--------------------------------|--------------------------|---|--|-----------------------------------|---|----------------------------|--|---------------------------|---|
| | Total ¹ (Number) | With payroll (Number) | Total, all establishments ¹ (\$1,000) | Establishments with payroll (\$1,000) | | Total (Dollars) | Full workweek (Dollars) | Total (Number) | Full workweek (Number) | |
| JEFFERSON COUNTY --Con. | | | | | | | | | | |
| Drug stores, proprietary stores, total | 15 | 13 | 1,383 | (D) | 170 | 3,047 | 2,827 | 86 | 77 | 22 |
| Drug stores | (NA) | 11 | (NA) | (D) | (D) | (D) | (D) | (D) | (D) | (NA) |
| Proprietary stores | (NA) | 2 | (NA) | (D) | (D) | (D) | (D) | (D) | (D) | (NA) |
| Other retail stores, total | 87 | 65 | 4,164 | 4,012 | 418 | 7,452 | 7,122 | 200 | 180 | 98 |
| Liquor stores | 17 | 17 | 1,382 | 1,382 | 74 | 1,409 | 1,381 | 40 | 39 | 21 |
| Fuel, ice dealers | 4 | 4 | (D) | (D) | (D) | (D) | (D) | (D) | (D) | (D) |
| Feed, farm, garden supply stores | 7 | 7 | 850 | 850 | 48 | 879 | 872 | 18 | 18 | 7 |
| Jewelry stores | 9 | 7 | 555 | (D) | 90 | 1,526 | 1,493 | 41 | 37 | 3 |
| Book, stationery stores | 1 | 1 | (D) | (D) | (D) | (D) | (D) | (D) | (D) | (D) |
| Other retail stores (except second-hand) | 24 | 22 | 870 | (D) | 152 | 2,690 | 2,438 | 73 | 59 | 25 |
| Second-hand stores | 19 | 7 | 197 | 123 | 18 | 274 | 274 | 10 | 10 | 26 |
| Nonstore retailers | 20 | 4 | 760 | 658 | 103 | 1,297 | 1,297 | 34 | 34 | 21 |
| MISSISSIPPI COUNTY | | | | | | | | | | |
| Retail trade, total | 597 | 375 | 51,134 | 46,592 | 4,679 | 89,671 | 83,783 | 2,279 | 1,751 | 558 |
| Food stores, total | 186 | 62 | 13,916 | 10,662 | 848 | 15,093 | 12,394 | 487 | 243 | 198 |
| Grocery stores | 179 | 59 | 13,114 | 9,906 | 641 | 11,983 | 11,324 | 296 | 226 | 192 |
| Meat markets, fish (seafood) markets | ••• | ••• | ••• | ••• | ••• | ••• | ••• | ••• | ••• | ••• |
| Fruit stores, vegetable markets | 3 | 1 | (D) | (D) | (D) | (D) | (D) | (D) | (D) | (D) |
| Candy, nut, confectionery stores | 1 | 1 | (D) | (D) | (D) | (D) | (D) | (D) | (D) | (D) |
| Other food stores | 3 | 1 | 47 | (D) | (D) | (D) | (D) | (D) | (D) | (D) |
| Eating, drinking places, total | 59 | 53 | 1,352 | 1,300 | 251 | 5,239 | 4,928 | 220 | 196 | 60 |
| Eating places | 42 | 36 | 1,103 | 1,051 | 209 | 4,588 | 4,285 | 192 | 170 | 44 |
| Drinking places | 17 | 17 | 249 | 249 | 42 | 651 | 643 | 28 | 26 | 16 |
| General merchandise group, total | 44 | 34 | 3,204 | 3,016 | 329 | 6,135 | 5,016 | 254 | 127 | 45 |
| General merchandise group (except variety) | 36 | 26 | 2,298 | 2,110 | 219 | 4,120 | 3,629 | 122 | 85 | 40 |
| Variety stores | 8 | 8 | 906 | 906 | 110 | 2,015 | 1,387 | 132 | 42 | 5 |
| Apparel, accessories stores, total | 45 | 39 | 2,993 | 2,819 | 338 | 6,881 | 6,264 | 217 | 148 | 35 |
| Shoe stores | 7 | 5 | 218 | (D) | 17 | 380 | 335 | 13 | 8 | 6 |
| Men's, boys' clothing and furnishings stores | (NA) | 5 | (NA) | (D) | (D) | (D) | (D) | (D) | (D) | (NA) |
| Family clothing stores | (NA) | 14 | (NA) | 1,426 | 173 | 3,382 | 2,834 | 130 | 68 | (NA) |
| Women's clothing, specialty stores | 14 | 10 | 764 | 708 | 74 | 1,523 | 1,523 | 45 | 45 | 13 |
| Ready-to-wear stores | (NA) | 10 | (NA) | 708 | 74 | 1,523 | 1,523 | 45 | 45 | (NA) |
| Other clothing, specialty stores | (NA) | ••• | (NA) | ••• | ••• | ••• | ••• | ••• | ••• | (NA) |
| Other apparel stores | 1 | 1 | (D) | (D) | (D) | (D) | (D) | (D) | (D) | (D) |
| Furniture, home furnishings, appliance dealers, total | 23 | 21 | 2,225 | (D) | 337 | 6,357 | 6,313 | 124 | 121 | 12 |
| Furniture, home furnishings stores, antique stores | 12 | 12 | 1,341 | 1,341 | 197 | 3,625 | 3,581 | 72 | 69 | 6 |
| Household appliance, radio, TV stores | 11 | 9 | 884 | (D) | 140 | 2,732 | 2,732 | 52 | 52 | 6 |
| Automotive group | 36 | 28 | 11,894 | 11,834 | 994 | 17,973 | 17,863 | 301 | 294 | 29 |
| Gasoline service stations | 32 | 28 | 2,073 | 2,025 | 172 | 4,077 | 3,976 | 96 | 90 | 28 |
| Lumber, bldg. mats., hardware, farm equip. dealers, total | 45 | 39 | 7,965 | (D) | 845 | 15,533 | 15,371 | 289 | 279 | 31 |
| Farm equipment dealers | 17 | 15 | 5,157 | (D) | 496 | 9,374 | 9,282 | 155 | 153 | 11 |
| Lumber, building materials, supplies, equipment dealers | 22 | 18 | 2,299 | 2,271 | 269 | 4,727 | 4,703 | 100 | 96 | 16 |
| Hardware stores | 6 | 6 | 509 | 509 | 80 | 1,432 | 1,386 | 34 | 30 | 4 |
| Drug stores, proprietary stores, total | 22 | 18 | 1,319 | 1,269 | 176 | 3,823 | 3,592 | 101 | 86 | 22 |
| Drug stores | (NA) | 18 | (NA) | 1,269 | 176 | 3,823 | 3,592 | 101 | 86 | (NA) |
| Proprietary stores | (NA) | ••• | (NA) | ••• | ••• | ••• | ••• | ••• | ••• | (NA) |
| Other retail stores, total | 89 | 53 | 3,566 | 3,254 | 331 | 7,304 | 6,870 | 109 | 147 | 81 |
| Liquor stores | 21 | 11 | 533 | 389 | 33 | 652 | 640 | 19 | 18 | 21 |
| Fuel, ice dealers | 13 | 11 | 922 | (D) | 118 | 2,480 | 2,300 | 50 | 45 | 14 |
| Feed, farm, garden supply stores | 10 | 8 | 1,219 | (D) | 64 | 1,839 | 1,764 | 41 | 37 | 6 |
| Jewelry stores | 10 | 8 | 418 | (D) | 65 | 1,188 | 1,134 | 25 | 22 | 7 |
| Book, stationery stores | 2 | ••• | (D) | ••• | ••• | ••• | ••• | ••• | ••• | (D) |
| Other retail stores (except second-hand) | 18 | 8 | 250 | 192 | 34 | 790 | 715 | 18 | 16 | 17 |
| Second-hand stores | 9 | 7 | (D) | (D) | 17 | 355 | 317 | 15 | 9 | 8 |
| Nonstore retailers | 16 | 4 | 627 | 471 | 68 | 1,256 | 1,196 | 21 | 20 | 17 |
| PULASKI COUNTY (See Little Rock-North Little Rock Standard Metropolitan Area, Table 103.) | | | | | | | | | | |
| SEBASTIAN COUNTY (See Fort Smith Standard Metropolitan Area, Table 103.) | | | | | | | | | | |

Standard Notes: (D) Withheld to avoid disclosure. (NA) Not available. n.e.c. Not elsewhere classified. XXX Not applicable. (Z) Less than \$500. ... Represents zero.

¹Group totals may include data for establishments without payroll which could not be classified by detailed kind of business.

Table 104. RETAIL TRADE: 1954 — COUNTIES WITH 500 ESTABLISHMENTS OR MORE—Continued

Establishments, Sales, Payroll, and Personnel, by Kind of Business

| County and kind of business | Establishments | | Sales | | Payroll, entire year (\$1,000) | Payroll, workweek ended nearest Nov. 15 | | Paid employees, workweek ended nearest Nov. 15 | | Proprietors (unincorporated businesses only) ¹ (Number) |
|--|--------------------------------|--------------------------|---|--|-----------------------------------|---|----------------------------|--|---------------------------|---|
| | Total ¹ (Number) | With payroll (Number) | Total, all establishments ² (\$1,000) | Establishments with payroll (\$1,000) | | Total (Dollars) | Full workweek (Dollars) | Total (Number) | Full workweek (Number) | |
| | | | | | | | | | | |
| UNION COUNTY | | | | | | | | | | |
| Retail trade, total..... | 600 | 398 | 46,661 | 42,463 | 4,492 | 84,771 | 81,544 | 1,980 | 1,756 | 629 |
| Food stores, total..... | 182 | 78 | 12,175 | 9,929 | 547 | 9,559 | 8,750 | 254 | 201 | 196 |
| Grocery stores..... | 168 | 74 | 11,975 | 9,861 | 534 | 9,320 | 8,521 | 243 | 191 | 180 |
| Meat markets, fish (seafood) markets..... | ... | ... | ... | ... | ... | ... | ... | ... | ... | ... |
| Fruit stores, vegetable markets..... | 2 | ... | (D) | ... | ... | ... | ... | ... | ... | (D) |
| Candy, nut, confectionery stores..... | 5 | 1 | 57 | (D) | (D) | (D) | (D) | (D) | (D) | (D) |
| Other food stores..... | 7 | 3 | (D) | (D) | (D) | (D) | (D) | (D) | (D) | (D) |
| Eating, drinking places, total..... | 78 | 56 | 1,897 | 1,575 | 294 | 6,598 | 6,247 | 250 | 223 | 85 |
| Eating places..... | 61 | 41 | 1,562 | (D) | 260 | 6,030 | 5,684 | 223 | 197 | 65 |
| Drinking places..... | 17 | 15 | 335 | (D) | 34 | 568 | 563 | 27 | 26 | 20 |
| General merchandise group, total..... | 28 | 26 | 4,059 | (D) | 570 | 10,725 | 10,017 | 301 | 249 | 23 |
| General merchandise group (except variety)..... | 22 | 20 | 3,182 | (D) | 422 | 8,101 | 7,461 | 185 | 148 | 20 |
| Variety stores..... | 6 | 6 | 877 | 877 | 148 | 2,624 | 2,556 | 116 | 101 | 3 |
| Apparel, accessories stores, total..... | 34 | 32 | 2,545 | (D) | 299 | 5,850 | 5,605 | 159 | 135 | 28 |
| Shoe stores..... | 3 | 3 | 560 | 560 | 61 | 1,187 | 1,108 | 32 | 23 | 8 |
| Men's, boys' clothing and furnishings stores..... | 3 | 3 | 298 | 298 | 22 | 252 | 252 | 5 | 5 | 2 |
| Family clothing stores..... | 8 | 8 | 581 | 581 | 68 | 1,358 | 1,305 | 45 | 36 | 8 |
| Women's clothing, specialty stores..... | 13 | 11 | (D) | (D) | (D) | (D) | (D) | (D) | (D) | (D) |
| Ready-to-wear stores..... | (NA) | 8 | (NA) | 895 | 122 | 2,466 | 2,375 | 64 | 59 | (NA) |
| Other clothing, specialty stores..... | (NA) | 3 | (NA) | (D) | (D) | (D) | (D) | (D) | (D) | (NA) |
| Other apparel stores..... | 1 | 1 | (D) | (D) | (D) | (D) | (D) | (D) | (D) | (D) |
| Furniture, home furnishings, appliance dealers, total..... | 27 | 27 | 3,259 | 3,259 | 507 | 9,885 | 9,739 | 193 | 186 | 24 |
| Furniture, home furnishings stores, antique stores..... | 18 | 18 | 2,261 | 2,261 | 348 | 6,413 | 6,317 | 121 | 115 | 17 |
| Household appliance, radio, TV stores..... | 9 | 9 | 998 | 998 | 159 | 3,472 | 3,422 | 72 | 71 | 7 |
| Automotive group..... | 42 | 30 | 10,775 | 10,371 | 1,159 | 21,195 | 20,843 | 333 | 318 | 42 |
| Gasoline service stations..... | 64 | 46 | 3,132 | 2,804 | 243 | 4,989 | 4,897 | 133 | 124 | 69 |
| Lumber, bldg. mats., hardware, farm equip. dealers, total..... | 24 | 18 | 2,918 | 2,760 | 307 | 6,048 | 5,852 | 117 | 97 | 30 |
| Farm equipment dealers..... | 1 | 1 | (D) | (D) | (D) | (D) | (D) | (D) | (D) | (D) |
| Lumber, building materials, supplies, equipment dealers..... | 13 | 11 | (D) | (D) | (D) | (D) | (D) | (D) | (D) | (D) |
| Hardware stores..... | 10 | 6 | 736 | 584 | 60 | 1,123 | 1,103 | 24 | 21 | 19 |
| Drug stores, proprietary stores, total..... | 23 | 21 | 1,400 | (D) | (D) | (D) | (D) | (D) | (D) | (D) |
| Drug stores..... | (NA) | 20 | (NA) | 1,380 | 217 | 4,108 | 4,039 | 106 | 98 | (NA) |
| Proprietary stores..... | (NA) | 1 | (NA) | (D) | (D) | (D) | (D) | (D) | (D) | (NA) |
| Other retail stores, total..... | 88 | 62 | 4,163 | 3,763 | 340 | 5,664 | 5,405 | 129 | 120 | 97 |
| Liquor stores..... | 26 | 18 | 1,539 | 1,339 | 66 | 955 | 942 | 22 | 20 | 31 |
| Fuel, ice dealers..... | 10 | 6 | 615 | 565 | 78 | 1,050 | 1,050 | 22 | 22 | 11 |
| Feed, farm, garden supply stores..... | 10 | 8 | 585 | (D) | 54 | 578 | 578 | 14 | 14 | 11 |
| Jewelry stores..... | 6 | 6 | 365 | 365 | 68 | 1,139 | 922 | 19 | 16 | 8 |
| Book, stationery stores..... | 2 | 2 | (D) | (D) | (D) | (D) | (D) | (D) | (D) | (D) |
| Other retail stores (except second-hand)..... | 24 | 18 | (D) | (D) | (D) | (D) | (D) | (D) | (D) | (D) |
| Second-hand stores..... | 10 | 4 | 215 | 141 | 17 | 516 | 516 | 11 | 11 | 10 |
| Nonstore retailers..... | 10 | 2 | 338 | (D) | (D) | (D) | (D) | (D) | (D) | (D) |
| WASHINGTON COUNTY | | | | | | | | | | |
| Retail trade, total..... | 526 | 350 | 48,321 | 44,535 | 3,881 | 76,811 | 72,952 | 1,774 | 1,521 | 562 |
| Food stores, total..... | 118 | 48 | 9,508 | 7,474 | 385 | 7,142 | 6,577 | 176 | 139 | 154 |
| Grocery stores..... | 112 | 46 | 9,226 | (D) | (D) | (D) | (D) | (D) | (D) | (D) |
| Meat markets, fish (seafood) markets..... | 1 | 1 | (D) | (D) | (D) | (D) | (D) | (D) | (D) | (D) |
| Fruit stores, vegetable markets..... | ... | ... | ... | ... | ... | ... | ... | ... | ... | ... |
| Candy, nut, confectionery stores..... | 2 | ... | (D) | ... | ... | ... | ... | ... | ... | (D) |
| Other food stores..... | 3 | 1 | 42 | (D) | (D) | (D) | (D) | (D) | (D) | (D) |
| Eating, drinking places, total..... | 90 | 70 | 2,356 | 2,134 | 390 | 7,405 | 6,822 | 262 | 223 | 108 |
| Eating places..... | 74 | 62 | 2,114 | 1,982 | 379 | 7,320 | 6,737 | 259 | 220 | 90 |
| Drinking places..... | 16 | 8 | 242 | 152 | 11 | 85 | 85 | 3 | 3 | 18 |
| General merchandise group, total..... | 27 | 19 | 3,333 | 3,217 | 398 | 8,191 | 7,494 | 233 | 167 | 22 |
| General merchandise group (except variety)..... | 20 | 14 | 2,906 | (D) | 327 | 6,912 | 6,359 | 183 | 136 | 18 |
| Variety stores..... | 7 | 5 | 427 | (D) | 71 | 1,279 | 1,135 | 50 | 31 | 4 |
| Apparel, accessories stores, total..... | 33 | 31 | 1,997 | (D) | 210 | 4,302 | 4,058 | 130 | 107 | 26 |
| Shoe stores..... | 10 | 10 | 446 | 446 | 39 | 814 | 758 | 24 | 16 | 11 |
| Men's, boys' clothing and furnishings stores..... | 4 | 4 | 300 | 300 | 28 | 422 | 398 | 10 | 9 | 2 |
| Family clothing stores..... | 5 | 5 | 459 | 459 | 57 | 1,029 | 978 | 31 | 25 | 2 |
| Women's clothing, specialty stores..... | 11 | 9 | (D) | (D) | (D) | (D) | (D) | (D) | (D) | (D) |
| Ready-to-wear stores..... | (NA) | 7 | (NA) | 648 | 75 | 1,742 | 1,629 | 56 | 48 | (NA) |
| Other clothing, specialty stores..... | (NA) | 2 | (NA) | (D) | (D) | (D) | (D) | (D) | (D) | (NA) |
| Other apparel stores..... | 3 | 3 | (D) | (D) | (D) | (D) | (D) | (D) | (D) | (D) |
| Furniture, home furnishings, appliance dealers, total..... | 27 | 19 | 1,590 | 1,492 | 212 | 4,252 | 4,234 | 80 | 78 | 22 |
| Furniture, home furnishings stores, antique stores..... | 13 | 9 | 680 | 632 | 78 | 1,601 | 1,583 | 37 | 35 | 13 |
| Household appliance, radio, TV stores..... | 14 | 10 | 910 | 860 | 134 | 2,651 | 2,651 | 43 | 43 | 9 |
| Automotive group..... | 43 | 35 | 8,910 | 8,548 | 810 | 16,529 | 16,465 | 275 | 269 | 34 |
| Gasoline service stations..... | 53 | 27 | 2,504 | 2,028 | 158 | 3,533 | 3,237 | 86 | 75 | 65 |
| Lumber, bldg. mats., hardware, farm equip. dealers, total..... | 31 | 27 | 4,105 | 4,061 | 466 | 8,993 | 8,467 | 162 | 144 | 26 |
| Farm equipment dealers..... | 5 | 5 | 761 | 761 | 77 | 1,244 | 1,244 | 25 | 25 | 6 |
| Lumber, building materials, supplies, equipment dealers..... | 20 | 18 | 2,490 | (D) | 272 | 5,521 | 4,995 | 99 | 81 | 12 |
| Hardware stores..... | 6 | 4 | 854 | (D) | 117 | 2,228 | 2,228 | 38 | 36 | 8 |

Standard Notes: (D) Withheld to avoid disclosure. (NA) Not available. n.e.c. Not elsewhere classified. XXX Not applicable. (Z) Less than \$500. ... Represents zero.

¹ Group totals may include data for establishments without payroll which could not be classified by detailed kind of business.

Table 104. RETAIL TRADE: 1954 — COUNTIES WITH 500 ESTABLISHMENTS OR MORE—Continued

Establishments, Sales, Payroll, and Personnel, by Kind of Business

| County and kind of business | Establishments | | Sales | | Payroll, entire year (\$1,000) | Payroll, workweek ended nearest Nov. 15 | | Paid employees, workweek ended nearest Nov. 15 | | Proprietors (unincorporated businesses only) ¹ (Number) |
|---|--------------------------------|--------------------------|---|--|-----------------------------------|---|----------------------------|--|---------------------------|---|
| | Total ¹ (Number) | With payroll (Number) | Total, all establishments ¹ (\$1,000) | Establishments with payroll (\$1,000) | | Total (Dollars) | Full workweek (Dollars) | Total (Number) | Full workweek (Number) | |
| WASHINGTON COUNTY--Con. | | | | | | | | | | |
| Drug stores, proprietary stores, total..... | 21 | 19 | 1,463 | (D) | (D) | (D) | (D) | (D) | (D) | (D) |
| Drug stores..... | (NA) | 18 | (NA) | 1,382 | 172 | 4,065 | 3,652 | 122 | 89 | (NA) |
| Proprietary stores..... | (NA) | 1 | (NA) | (D) | (D) | (D) | (D) | (D) | (D) | (NA) |
| Other retail stores, total..... | 72 | 52 | 12,231 | 11,933 | 655 | 11,690 | 11,267 | 236 | 218 | 74 |
| Liquor stores..... | 12 | 12 | 707 | 639 | 35 | 887 | 720 | 25 | 19 | 15 |
| Fuel, ice dealers..... | 5 | 3 | 350 | (D) | 49 | 887 | 887 | 12 | 12 | 5 |
| Feed, farm, garden supply stores..... | 19 | 19 | 10,410 | 10,410 | 488 | 8,405 | 8,337 | 166 | 162 | 16 |
| Jewelry stores..... | 10 | 6 | 273 | 193 | 36 | 524 | 511 | 9 | 8 | 10 |
| Book, stationery stores..... | *** | *** | *** | *** | *** | *** | *** | *** | *** | *** |
| Other retail stores (except second-hand)..... | 14 | 8 | 282 | (D) | 53 | 681 | 542 | 16 | 11 | 15 |
| Second-hand stores..... | 8 | 4 | 145 | 133 | 14 | 306 | 270 | 8 | 6 | 7 |
| Nonstore retailers..... | 11 | 3 | 324 | (D) | (D) | (D) | (D) | (D) | (D) | (D) |

Standard Notes: (D) Withheld to avoid disclosure. (NA) Not available. n.e.c. Not elsewhere classified. XXX Not applicable. (Z) Less than \$500. ... Represents zero.
¹ Group totals may include data for establishments without payroll which could not be classified by detailed kind of business.

RETAIL TRADE—AREA STATISTICS

Table 105. RETAIL TRADE: 1954 — CITIES WITH 500 ESTABLISHMENTS OR MORE

Establishments, Sales, Payroll, and Personnel, by Kind of Business

| City and kind of business | Establishments | | Sales | | Payroll, entire year (\$1,000) | Payroll, workweek ended nearest Nov. 15 | | Paid employees, workweek ended nearest Nov. 15 | | Proprietors (unincorporated businesses only) ¹ (Number) |
|--|--------------------------------|--------------------------|---|--|-----------------------------------|---|----------------------------|--|---------------------------|---|
| | Total ¹ (Number) | With payroll (Number) | Total, all establishments ² (\$1,000) | Establishments with payroll (\$1,000) | | Total (Dollars) | Full workweek (Dollars) | Total (Number) | Full workweek (Number) | |
| FORT SMITH | | | | | | | | | | |
| Retail trade, total..... | 804 | 548 | 82,459 | 76,645 | 8,008 | 150,410 | 143,678 | 3,563 | 3,185 | 797 |
| Food stores, total..... | 132 | 58 | 16,129 | 14,661 | 987 | 17,627 | 16,023 | 378 | 310 | 136 |
| Grocery stores..... | 119 | 49 | 15,366 | 14,002 | 908 | 16,291 | 14,687 | 349 | 281 | 125 |
| Meat markets, fish (seafood) markets..... | 7 | 5 | 631 | (D) | (D) | (D) | (D) | (D) | (D) | (D) |
| Fruit stores, vegetable markets..... | 2 | ... | (D) | ... | ... | ... | ... | ... | ... | (D) |
| Candy, nut, confectionery stores..... | ... | ... | ... | ... | ... | ... | ... | ... | ... | ... |
| Other food stores..... | 4 | 4 | (D) | (D) | (D) | (D) | (D) | (D) | (D) | (D) |
| Eating, drinking places, total..... | 175 | 137 | 5,357 | 4,793 | 893 | 18,894 | 17,844 | 696 | 611 | 198 |
| Eating places..... | 122 | 100 | (D) | (D) | (D) | (D) | (D) | (D) | (D) | (D) |
| Drinking places..... | 53 | 37 | (D) | (D) | (D) | (D) | (D) | (D) | (D) | (D) |
| General merchandise group, total..... | 17 | 15 | 9,657 | (D) | 1,368 | 27,157 | 24,977 | 683 | 561 | 12 |
| General merchandise group (except variety)..... | 12 | 10 | 7,987 | (D) | 1,109 | 22,467 | 20,868 | 497 | 419 | 8 |
| Variety stores..... | 5 | 5 | 1,670 | 1,670 | 259 | 4,690 | 4,109 | 186 | 142 | 4 |
| Apparel, accessories stores, total..... | 54 | 48 | 5,765 | 5,583 | 755 | 14,326 | 13,743 | 361 | 316 | 31 |
| Shoe stores..... | 18 | 18 | 1,216 | 1,216 | 178 | 3,557 | 3,334 | 77 | 64 | 5 |
| Men's, boys' clothing and furnishings stores..... | 11 | 11 | 1,512 | 1,512 | 186 | 3,463 | 3,318 | 71 | 58 | 8 |
| Family clothing stores..... | 4 | 4 | 250 | 250 | 37 | 720 | 666 | 20 | 16 | 1 |
| Women's clothing, specialty stores..... | 13 | 13 | (D) | (D) | (D) | (D) | (D) | (D) | (D) | (D) |
| Ready-to-wear stores..... | 10 | 10 | 2,292 | 2,292 | 329 | 6,051 | 5,906 | 178 | 165 | 3 |
| Other clothing, specialty stores..... | 3 | 3 | (D) | (D) | (D) | (D) | (D) | (D) | (D) | (D) |
| Other apparel stores..... | 6 | 2 | (D) | (D) | (D) | (D) | (D) | (D) | (D) | (D) |
| Furniture, home furnishings, appliance dealers, total..... | 51 | 37 | 3,635 | 3,417 | 479 | 9,541 | 9,476 | 196 | 193 | 48 |
| Furniture, home furnishings stores, antique stores..... | 39 | 27 | 2,882 | (D) | 374 | 7,183 | 7,118 | 158 | 155 | 37 |
| Household appliance, radio, TV stores..... | 12 | 10 | 753 | (D) | 105 | 2,358 | 2,358 | 38 | 38 | 11 |
| Automotive group..... | 56 | 42 | (D) | (D) | (D) | (D) | (D) | (D) | (D) | (D) |
| Gasoline service stations..... | 92 | 66 | 4,801 | 4,493 | 464 | 8,330 | 8,050 | 194 | 180 | 96 |
| Lumber, bldg. mats., hardware, farm equip. dealers, total..... | 37 | 33 | (D) | (D) | (D) | (D) | (D) | (D) | (D) | (D) |
| Farm equipment dealers..... | 6 | 6 | 2,014 | 2,014 | 245 | 4,506 | 4,506 | 72 | 72 | 4 |
| Lumber, building materials, supplies, equipment dealers..... | 28 | 24 | 4,746 | 4,376 | 419 | 8,365 | 8,190 | 156 | 150 | 19 |
| Hardware stores..... | 3 | 3 | (D) | (D) | (D) | (D) | (D) | (D) | (D) | (D) |
| Drug stores, proprietary stores, total..... | 23 | 23 | 2,375 | 2,375 | 350 | 6,527 | 6,242 | 171 | 157 | 23 |
| Drug stores..... | 23 | 23 | 2,375 | 2,375 | 350 | 6,527 | 6,242 | 171 | 157 | 23 |
| Proprietary stores..... | ... | ... | ... | ... | ... | ... | ... | ... | ... | ... |
| Other retail stores, total..... | 128 | 82 | 6,247 | (D) | (D) | (D) | (D) | (D) | (D) | (D) |
| Liquor stores..... | 43 | 35 | 2,650 | 2,250 | 135 | 2,177 | 2,122 | 60 | 57 | 46 |
| Fuel, ice dealers..... | 1 | 1 | (D) | (D) | (D) | (D) | (D) | (D) | (D) | (D) |
| Feed, farm, garden supply stores..... | 2 | 2 | (D) | (D) | (D) | (D) | (D) | (D) | (D) | (D) |
| Jewelry stores..... | 9 | 7 | 727 | (D) | 120 | 2,259 | 2,257 | 43 | 42 | 8 |
| Book, stationery stores..... | 5 | 3 | 266 | (D) | 21 | 369 | 354 | 8 | 7 | 6 |
| Other retail stores (except second-hand)..... | 43 | 29 | 1,615 | 1,471 | 187 | 3,624 | 3,524 | 79 | 72 | 39 |
| Second-hand stores..... | 9 | 5 | 294 | 236 | 50 | 1,094 | 1,094 | 23 | 23 | 11 |
| Nonstore retailers..... | 39 | 7 | (D) | (D) | (D) | (D) | (D) | (D) | (D) | (D) |
| HOT SPRINGS | | | | | | | | | | |
| Retail trade, total..... | 649 | 435 | 46,672 | 43,470 | 4,973 | 99,483 | 95,517 | 2,341 | 2,081 | 697 |
| Food stores, total..... | 122 | 54 | 10,072 | 8,912 | 558 | 11,149 | 10,222 | 257 | 211 | 134 |
| Grocery stores..... | 108 | 46 | 9,756 | 8,646 | 501 | 10,006 | 9,118 | 227 | 183 | 119 |
| Meat markets, fish (seafood) markets..... | 4 | 2 | (D) | (D) | (D) | (D) | (D) | (D) | (D) | (D) |
| Fruit stores, vegetable markets..... | ... | ... | ... | ... | ... | ... | ... | ... | ... | ... |
| Candy, nut, confectionery stores..... | 6 | 4 | (D) | (D) | (D) | (D) | (D) | (D) | (D) | (D) |
| Other food stores..... | 4 | 2 | (D) | (D) | (D) | (D) | (D) | (D) | (D) | (D) |
| Eating, drinking places, total..... | 148 | 112 | 4,815 | 4,395 | 839 | 17,230 | 16,311 | 638 | 574 | 175 |
| Eating places..... | 123 | 95 | 4,300 | 3,950 | 770 | 15,738 | 14,854 | 600 | 537 | 145 |
| Drinking places..... | 25 | 17 | 515 | 445 | 69 | 1,492 | 1,457 | 38 | 37 | 30 |
| General merchandise group, total..... | 13 | 13 | 3,487 | 3,467 | 496 | 8,698 | 8,097 | 253 | 195 | 11 |
| General merchandise group (except variety)..... | 7 | 7 | (D) | (D) | (D) | (D) | (D) | (D) | (D) | (D) |
| Variety stores..... | 6 | 6 | (D) | (D) | (D) | (D) | (D) | (D) | (D) | (D) |
| Apparel, accessories stores, total..... | 49 | 47 | (D) | (D) | (D) | (D) | (D) | (D) | (D) | (D) |
| Shoe stores..... | 12 | 12 | 943 | 943 | 136 | 2,467 | 2,323 | 56 | 42 | 7 |
| Men's, boys' clothing and furnishings stores..... | 8 | 8 | 827 | 827 | 124 | 2,281 | 2,261 | 40 | 39 | 8 |
| Family clothing stores..... | 6 | 6 | (D) | (D) | (D) | (D) | (D) | (D) | (D) | (D) |
| Women's clothing, specialty stores..... | 17 | 17 | 1,664 | 1,664 | 171 | 3,207 | 3,125 | 93 | 84 | 12 |
| Ready-to-wear stores..... | 16 | 16 | (D) | (D) | (D) | (D) | (D) | (D) | (D) | (D) |
| Other clothing, specialty stores..... | 1 | 1 | (D) | (D) | (D) | (D) | (D) | (D) | (D) | (D) |
| Other apparel stores..... | 4 | 4 | 189 | 189 | 13 | 309 | 309 | 12 | 11 | 5 |
| Furniture, home furnishings, appliance dealers, total..... | 32 | 28 | 2,264 | 2,228 | 242 | 5,105 | 5,077 | 102 | 100 | 39 |
| Furniture, home furnishings stores, antique stores..... | 20 | 18 | 1,511 | (D) | 152 | 2,701 | 2,673 | 59 | 57 | 24 |
| Household appliance, radio, TV stores..... | 12 | 10 | 753 | (D) | 90 | 2,404 | 2,404 | 43 | 43 | 15 |
| Automotive group..... | 40 | 28 | 8,771 | (D) | (D) | (D) | (D) | (D) | (D) | (D) |
| Gasoline service stations..... | 71 | 45 | 2,746 | 2,338 | 247 | 4,988 | 4,946 | 117 | 112 | 75 |
| Lumber, bldg. mats., hardware, farm equip. dealers, total..... | 25 | 19 | (D) | (D) | (D) | (D) | (D) | (D) | (D) | (D) |
| Farm equipment dealers..... | ... | ... | ... | ... | ... | ... | ... | ... | ... | ... |
| Lumber, building materials, supplies, equipment dealers..... | 13 | 11 | (D) | (D) | (D) | (D) | (D) | (D) | (D) | (D) |
| Hardware stores..... | 12 | 8 | 638 | (D) | 46 | 948 | 936 | 20 | 19 | 13 |

Standard Notes: (D) Withheld to avoid disclosure. (NA) Not available. n.e.c. Not elsewhere classified. XXXX Not applicable. (Z) Less than \$500. ... Represents zero.
¹Group totals may include data for establishments without payroll which could not be classified by detailed kind of business.

Table 105. RETAIL TRADE: 1954 — CITIES WITH 500 ESTABLISHMENTS OR MORE—Continued

Establishments, Sales, Payroll, and Personnel, by Kind of Business

| City and kind of business | Establishments | | Sales | | Payroll, entire year (\$1,000) | Payroll, workweek ended nearest Nov. 15 | | Paid employees, workweek ended nearest Nov. 15 | | Proprietors (unincorporated businesses only) ¹ (Number) |
|---|--------------------------------|--------------------------|---|--|-----------------------------------|---|----------------------------|--|---------------------------|---|
| | Total ¹ (Number) | With payroll (Number) | Total, all establishments ² (\$1,000) | Establishments with payroll (\$1,000) | | Total (Dollars) | Full workweek (Dollars) | Total (Number) | Full workweek (Number) | |
| HOT SPRINGS--Con. | | | | | | | | | | |
| Drug stores, proprietary stores, total | 23 | 21 | 1,899 | (D) | (D) | (D) | (D) | (D) | (D) | (D) |
| Drug stores | (NA) | 20 | (NA) | 1,802 | 270 | 4,986 | 4,733 | 117 | 99 | (NA) |
| Proprietary stores | (NA) | 1 | (NA) | (D) | (D) | (D) | (D) | (D) | (D) | (NA) |
| Other retail stores, total | 106 | 66 | 5,497 | 4,963 | 625 | 12,537 | 12,205 | 195 | 183 | 113 |
| Liquor stores | 35 | 21 | 2,027 | 1,695 | 84 | 1,535 | 1,437 | 34 | 31 | 36 |
| Fuel, ice dealers | 6 | 2 | 230 | (D) | (D) | (D) | (D) | (D) | (D) | (D) |
| Feed, farm, garden supply stores | 5 | 5 | 1,119 | 1,119 | 75 | 1,474 | 1,454 | 30 | 29 | 5 |
| Jewelry stores | 11 | 9 | 622 | (D) | 209 | 4,582 | 4,499 | 41 | 38 | 9 |
| Book, stationery stores | 2 | 2 | (D) | (D) | (D) | (D) | (D) | (D) | (D) | (D) |
| Other retail stores (except second-hand) | 34 | 24 | 1,191 | (D) | (D) | (D) | (D) | (D) | (D) | 36 |
| Second-hand stores | 9 | 3 | (D) | (D) | (D) | (D) | (D) | (D) | (D) | (D) |
| Nonstore retailers | 20 | 2 | 420 | (D) | (D) | (D) | (D) | (D) | (D) | (D) |
| LITTLE ROCK | | | | | | | | | | |
| Retail trade, total | 1,404 | 914 | 167,295 | 158,769 | 19,737 | 398,678 | 378,621 | 8,993 | 7,729 | 1,379 |
| Food stores, total | 356 | 148 | 33,721 | 29,375 | 1,831 | 34,682 | 31,554 | 762 | 581 | 401 |
| Grocery stores | 321 | 131 | 32,476 | 28,342 | 1,660 | 31,502 | 28,463 | 672 | 498 | 360 |
| Meat markets, fish (seafood) markets | 5 | 3 | (D) | (D) | (D) | (D) | (D) | (D) | (D) | (D) |
| Fruit stores, vegetable markets | 14 | 4 | (D) | (D) | (D) | (D) | (D) | (D) | (D) | (D) |
| Candy, nut, confectionery stores | 12 | 10 | 524 | (D) | 122 | 2,169 | 2,115 | 62 | 58 | 15 |
| Other food stores | 12 | 10 | (D) | (D) | (D) | (D) | (D) | (D) | (D) | (D) |
| Eating, drinking places, total | 215 | 177 | 12,198 | 11,770 | 2,120 | 48,965 | 46,195 | 1,625 | 1,446 | 259 |
| Eating places | 185 | 151 | 11,527 | 11,161 | 2,039 | 47,668 | 44,965 | 1,574 | 1,404 | 221 |
| Drinking places | 30 | 26 | 671 | 609 | 81 | 1,297 | 1,230 | 51 | 42 | 38 |
| General merchandise group, total | 50 | 36 | 33,689 | 33,293 | 5,534 | 112,009 | 102,349 | 2,853 | 2,231 | 41 |
| General merchandise group (except variety) | 31 | 19 | (D) | (D) | (D) | (D) | (D) | (D) | (D) | (D) |
| Variety stores | 19 | 17 | (D) | (D) | (D) | (D) | (D) | (D) | (D) | (D) |
| Apparel, accessories stores, total | 94 | 86 | 10,411 | 10,295 | 1,546 | 30,363 | 29,199 | 711 | 615 | 41 |
| Shoe stores | 26 | 24 | 3,289 | (D) | 541 | 10,777 | 10,363 | 237 | 191 | 6 |
| Men's, boys' clothing and furnishings stores | 14 | 14 | 1,818 | 1,818 | 301 | 4,526 | 4,412 | 90 | 82 | 5 |
| Family clothing stores | 8 | 8 | 900 | 900 | 127 | 2,562 | 2,406 | 64 | 52 | 2 |
| Women's clothing, specialty stores | 32 | 30 | 3,681 | (D) | 499 | 10,529 | 10,173 | 278 | 255 | 15 |
| Ready-to-wear stores | (NA) | 16 | (NA) | (NA) | 355 | 7,573 | 7,318 | 209 | 195 | (NA) |
| Other clothing, specialty stores | (NA) | 14 | (NA) | 813 | 144 | 2,956 | 2,855 | 69 | 60 | (NA) |
| Other apparel stores | 12 | 10 | 683 | (D) | 78 | 1,969 | 1,845 | 42 | 35 | 11 |
| Furniture, home furnishings, appliance dealers, total | 60 | 54 | 7,574 | 7,398 | 1,149 | 22,448 | 22,151 | 402 | 392 | 50 |
| Furniture, home furnishings stores, antique stores | 43 | 39 | (D) | (D) | 866 | 16,524 | 16,311 | 307 | 298 | 37 |
| Household appliance, radio, TV stores | 17 | 15 | (D) | (D) | 283 | 5,924 | 5,840 | 95 | 94 | 13 |
| Automotive group | 54 | 46 | 31,266 | 31,048 | 2,877 | 57,764 | 57,471 | 740 | 727 | 52 |
| Gasoline service stations | 146 | 112 | 8,253 | 7,617 | 792 | 17,018 | 16,575 | 300 | 332 | 149 |
| Lumber, bldg. mats., hardware, farm equip. dealers, total | 53 | 43 | 8,727 | 8,613 | 1,048 | 20,170 | 19,779 | 355 | 337 | 41 |
| Farm equipment dealers | 1 | 1 | (D) | (D) | (D) | (D) | (D) | (D) | (D) | (D) |
| Lumber, building materials, supplies, equipment dealers | 37 | 35 | 8,125 | (D) | 986 | 18,937 | 18,605 | 337 | 320 | 25 |
| Hardware stores | 13 | 7 | (D) | (D) | (D) | (D) | (D) | (D) | (D) | (D) |
| Drug stores, proprietary stores, total | 68 | 52 | 5,942 | 5,588 | 788 | 14,521 | 13,552 | 381 | 330 | 65 |
| Drug stores | (NA) | 51 | (NA) | (D) | (D) | (D) | (D) | (D) | (D) | (NA) |
| Proprietary stores | (NA) | 1 | (NA) | (D) | (D) | (D) | (D) | (D) | (D) | (NA) |
| Other retail stores, total | 222 | 142 | 12,514 | 11,330 | 1,505 | 27,937 | 27,080 | 570 | 509 | 201 |
| Liquor stores | 67 | 55 | 3,746 | 3,466 | 203 | 3,692 | 3,517 | 112 | 91 | 64 |
| Fuel, ice dealers | 11 | 9 | 465 | 263 | 66 | 990 | 962 | 14 | 12 | 9 |
| Feed, farm, garden supply stores | 12 | 4 | 989 | (D) | 87 | 2,015 | 1,887 | 41 | 34 | 12 |
| Jewelry stores | 16 | 12 | 2,072 | (D) | (D) | (D) | (D) | (D) | (D) | (D) |
| Book, stationery stores | 10 | 4 | 498 | (D) | (D) | (D) | (D) | (D) | (D) | (D) |
| Other retail stores (except second-hand) | 70 | 48 | 4,192 | 3,908 | 683 | 12,733 | 12,277 | 236 | 211 | 58 |
| Second-hand stores | 16 | 10 | 286 | (D) | (D) | (D) | (D) | (D) | (D) | (D) |
| Nonstore retailers | 86 | 18 | 3,000 | 2,442 | 547 | 12,801 | 12,716 | 234 | 229 | 79 |
| NORTH LITTLE ROCK | | | | | | | | | | |
| Retail trade, total | 586 | 348 | 49,456 | 45,288 | 4,182 | 77,073 | 73,525 | 1,745 | 1,518 | 623 |
| Food stores, total | 142 | 62 | 10,167 | 8,709 | 526 | 9,682 | 8,790 | 232 | 178 | 141 |
| Grocery stores | 128 | 56 | 9,688 | 8,322 | 497 | 9,059 | 8,190 | 217 | 166 | 125 |
| Meat markets, fish (seafood) markets | ... | ... | (D) | (D) | (D) | (D) | (D) | (D) | (D) | (D) |
| Fruit stores, vegetable markets | 4 | 2 | (D) | (D) | (D) | (D) | (D) | (D) | (D) | (D) |
| Candy, nut, confectionery stores | ... | ... | ... | ... | ... | ... | ... | ... | ... | ... |
| Other food stores | 6 | 4 | (D) | (D) | (D) | (D) | (D) | (D) | (D) | (D) |
| Eating, drinking places, total | 96 | 64 | 2,791 | 2,447 | 452 | 9,406 | 8,917 | 378 | 330 | 115 |
| Eating places | 77 | 53 | 2,268 | 2,070 | 418 | 8,731 | 8,309 | 351 | 309 | 91 |
| Drinking places | 19 | 11 | 523 | 377 | 34 | 675 | 608 | 27 | 21 | 24 |
| General merchandise group, total | 16 | 12 | 1,838 | 1,738 | 218 | 3,466 | 3,064 | 127 | 80 | 15 |
| General merchandise group (except variety) | 5 | 3 | (D) | (D) | (D) | (D) | (D) | (D) | (D) | (D) |
| Variety stores | 9 | 9 | (D) | (D) | (D) | (D) | (D) | (D) | (D) | (D) |

Standard Notes: (D) Withheld to avoid disclosure. (NA) Not available. n.e.c. Not elsewhere classified. XXX Not applicable. (Z) Less than \$500. ... Represents zero.
¹ Group totals may include data for establishments without payroll which could not be classified by detailed kind of business.

RETAIL TRADE—AREA STATISTICS

Table 105. RETAIL TRADE: 1954 — CITIES WITH 500 ESTABLISHMENTS OR MORE—Continued

Establishments, Sales, Payroll, and Personnel, by Kind of Business


| City and kind of business | Establishments | | Sales | | Payroll, entire year (\$1,000) | Payroll, workweek ended nearest Nov. 15 | | Paid employees, workweek ended nearest Nov. 15 | | Proprietors (unincorporated businesses only) ¹ (Number) |
|---|--------------------|--------------|--|-----------------------------|-----------------------------------|---|---------------|--|---------------|---|
| | Total ¹ | With payroll | Total, all establishments ¹ | Establishments with payroll | | Total | Full workweek | Total | Full workweek | |
| | (Number) | (Number) | (\$1,000) | (\$1,000) | | (Dollars) | (Dollars) | (Number) | (Number) | |
| NORTH LITTLE ROCK--Con. | | | | | | | | | | |
| Apparel, accessories stores, total | 21 | 19 | 1,304 | (D) | 186 | 3,119 | 2,896 | 91 | 67 | 19 |
| Shoe stores | 5 | 5 | 366 | 366 | 58 | 1,115 | 1,022 | 26 | 16 | 3 |
| Men's, boys' clothing and furnishings stores | 4 | 4 | 180 | 180 | 21 | 400 | 400 | 8 | 8 | 5 |
| Family clothing stores | 3 | 3 | (D) | (D) | (D) | (D) | (D) | (D) | (D) | (D) |
| Women's clothing, specialty stores | 7 | 5 | (D) | (D) | (D) | (D) | (D) | (D) | (D) | (D) |
| Ready-to-wear stores | (NA) | 5 | (NA) | (D) | (D) | (D) | (D) | (D) | (D) | (NA) |
| Other clothing, specialty stores | (NA) | ••• | (NA) | ••• | ••• | ••• | ••• | ••• | ••• | (NA) |
| Other apparel stores | 2 | 2 | (D) | (D) | (D) | (D) | (D) | (D) | (D) | (D) |
| Furniture, home furnishings, appliance dealers, total | 44 | 24 | (D) | (D) | (D) | (D) | (D) | (D) | (D) | (D) |
| Furniture, home furnishings stores, antique stores | 29 | 17 | (D) | (D) | (D) | (D) | (D) | (D) | (D) | (D) |
| Household appliance, radio, TV stores | 15 | 7 | (D) | (D) | 148 | 2,966 | 2,220 | 59 | 53 | 16 |
| Automotive group | 44 | 22 | 15,001 | 15,609 | 1,139 | 19,670 | 19,618 | 263 | 261 | 38 |
| Gasoline service stations | 73 | 51 | 4,644 | 4,146 | 358 | 7,375 | 7,141 | 166 | 153 | 26 |
| Lumber, bldg. mats., hardware, farm equip. dealers, total | 76 | 28 | 3,933 | 3,611 | 470 | 7,923 | 7,641 | 137 | (D) | 36 |
| Farm equipment dealers | 5 | 5 | (D) | (D) | (D) | (D) | (D) | (D) | (D) | (D) |
| Lumber, building materials, supplies, equipment dealers | 19 | 17 | 2,569 | (D) | 319 | 5,828 | 5,671 | 95 | (D) | 14 |
| Hardware stores | 12 | 6 | (D) | (D) | (D) | (D) | (D) | (D) | (D) | (D) |
| Drug stores, proprietary stores, total | 19 | 19 | (D) | (D) | (D) | (D) | (D) | (D) | (D) | (D) |
| Drug stores | 18 | 18 | (D) | (D) | (D) | (D) | (D) | (D) | (D) | (D) |
| Proprietary stores | 1 | 1 | (D) | (D) | (D) | (D) | (D) | (D) | (D) | (D) |
| Other retail stores, total | 76 | 42 | 3,947 | 3,327 | 250 | 4,296 | 4,244 | 92 | 87 | 85 |
| Liquor stores | 31 | 25 | 1,664 | 1,418 | 80 | 1,198 | 1,184 | 32 | 31 | 30 |
| Fuel, ice dealers | 4 | 4 | 492 | 492 | 73 | 1,400 | 1,385 | 24 | 22 | 4 |
| Feed, farm, garden supply stores | 3 | 1 | (D) | (D) | (D) | (D) | (D) | (D) | (D) | (D) |
| Jewelry stores | 3 | 1 | 69 | (D) | (D) | (D) | (D) | (D) | (D) | (D) |
| Book, stationery stores | 1 | 1 | (D) | (D) | (D) | (D) | (D) | (D) | (D) | (D) |
| Other retail stores (except second-hand) | 6 | 4 | 177 | (D) | 12 | 248 | 235 | 7 | 6 | 5 |
| Second-hand stores | 18 | 6 | 629 | 511 | 39 | 780 | 770 | 17 | 16 | 22 |
| Nonstore retailers | 10 | 5 | 810 | (D) | (D) | (D) | (D) | (D) | (D) | (D) |
| PINE BLUFF | | | | | | | | | | |
| Retail trade, total | 612 | 396 | 49,898 | 46,472 | 4,607 | 83,339 | 79,279 | 2,235 | 1,934 | 662 |
| Food stores, total | 190 | 70 | 14,443 | 12,499 | 764 | 14,621 | 13,662 | 377 | 308 | 200 |
| Grocery stores | 180 | 66 | 14,347 | 12,427 | 749 | 14,477 | 13,523 | 372 | 304 | 190 |
| Meat markets, fish (seafood) markets | 1 | 1 | (D) | (D) | (D) | (D) | (D) | (D) | (D) | (D) |
| Fruit stores, vegetable markets | ••• | ••• | ••• | ••• | ••• | ••• | ••• | ••• | ••• | ••• |
| Candy, nut, confectionery stores | 4 | 2 | 69 | (D) | (D) | (D) | (D) | (D) | (D) | (D) |
| Other food stores | 3 | 1 | (D) | (D) | (D) | (D) | (D) | (D) | (D) | (D) |
| Eating, drinking places, total | 96 | 74 | 2,157 | 2,023 | 338 | 6,889 | 6,652 | 324 | 294 | 122 |
| Eating places | 76 | 58 | (D) | (D) | (D) | (D) | (D) | (D) | (D) | (D) |
| Drinking places | 20 | 16 | (D) | (D) | (D) | (D) | (D) | (D) | (D) | (D) |
| General merchandise group, total | 21 | 11 | 2,813 | 2,669 | 348 | 6,046 | 5,522 | 212 | 155 | 18 |
| General merchandise group (except variety) | 18 | 8 | (D) | (D) | (D) | (D) | (D) | (D) | (D) | (D) |
| Variety stores | 3 | 3 | (D) | (D) | (D) | (D) | (D) | (D) | (D) | (D) |
| Apparel, accessories stores, total | 39 | 37 | 4,393 | (D) | 594 | 11,361 | 10,685 | 340 | 274 | 28 |
| Shoe stores | 8 | 6 | 326 | (D) | 70 | 1,303 | 1,123 | 39 | 24 | 2 |
| Men's, boys' clothing and furnishings stores | 4 | 4 | 343 | 343 | 38 | 752 | 720 | 19 | 14 | 4 |
| Family clothing stores | 15 | 15 | (D) | (D) | (D) | (D) | (D) | (D) | (D) | (D) |
| Women's clothing, specialty stores | 10 | 10 | 819 | 819 | 112 | 2,356 | 2,229 | 69 | 63 | 3 |
| Ready-to-wear stores | 7 | 7 | 760 | 760 | 104 | 2,105 | 2,043 | 62 | 58 | 2 |
| Other clothing, specialty stores | 3 | 3 | 59 | 59 | 8 | 251 | 186 | 7 | 5 | 1 |
| Other apparel stores | 2 | 2 | (D) | (D) | (D) | (D) | (D) | (D) | (D) | (D) |
| Furniture, home furnishings, appliance dealers, total | 48 | 30 | (D) | (D) | (D) | (D) | (D) | (D) | (D) | (D) |
| Furniture, home furnishings stores, antique stores | 32 | 20 | (D) | (D) | (D) | (D) | (D) | (D) | (D) | (D) |
| Household appliance, radio, TV stores | 16 | 10 | 953 | 779 | 129 | 2,107 | 2,043 | 46 | 41 | 15 |
| Automotive group | 32 | 22 | (D) | (D) | (D) | (D) | (D) | (D) | (D) | (D) |
| Gasoline service stations | 51 | 47 | 3,327 | 3,187 | 288 | 5,635 | 5,308 | 150 | 128 | 55 |
| Lumber, bldg. mats., hardware, farm equip. dealers, total | 24 | 20 | 3,533 | (D) | 453 | 8,435 | 8,255 | (D) | 157 | 22 |
| Farm equipment dealers | 4 | 4 | (D) | (D) | (D) | (D) | (D) | (D) | (D) | (D) |
| Lumber, building materials, supplies, equipment dealers | 18 | 14 | 1,516 | 1,400 | 193 | 3,889 | 3,709 | 75 | 72 | 16 |
| Hardware stores | 2 | 2 | (D) | (D) | (D) | (D) | (D) | (D) | (D) | (D) |
| Drug stores, proprietary stores, total | 14 | 12 | (D) | (D) | (D) | (D) | (D) | (D) | (D) | (D) |
| Drug stores | (NA) | 11 | (NA) | (D) | (D) | (D) | (D) | (D) | (D) | (NA) |
| Proprietary stores | (NA) | 1 | (NA) | (D) | (D) | (D) | (D) | (D) | (D) | (NA) |
| Other retail stores, total | 80 | 60 | 3,947 | 3,833 | 406 | 7,216 | 6,895 | 192 | 173 | 91 |
| Liquor stores | 15 | 15 | (D) | (D) | (D) | (D) | (D) | (D) | (D) | (D) |
| Fuel, ice dealers | 3 | 3 | (D) | (D) | (D) | (D) | (D) | (D) | (D) | (D) |
| Feed, farm, garden supply stores | 7 | 7 | 850 | 850 | 48 | 879 | 872 | 18 | 18 | 7 |
| Jewelry stores | 9 | 7 | 565 | (D) | 90 | 1,526 | 1,493 | 41 | 37 | 8 |
| Book, stationery stores | 1 | 1 | (D) | (D) | (D) | (D) | (D) | (D) | (D) | (D) |
| Other retail stores (except second-hand) | 23 | 21 | (D) | (D) | (D) | (D) | (D) | (D) | (D) | (D) |
| Second-hand stores | 18 | 6 | (D) | (D) | (D) | (D) | (D) | (D) | (D) | (D) |
| Nonstore retailers | 17 | 3 | (D) | (D) | (D) | (D) | (D) | (D) | (D) | (D) |

Standard Notes: (D) Withheld to avoid disclosure. (NA) Not available. n.e.c. Not elsewhere classified. XXX Not applicable. (Z) Less than \$500. ... Represents zero.
¹Group totals may include data for establishments without payroll which could not be classified by detailed kind of business.

LIST OF CORRECTIONS

["Leaders" (.....) indicate no change]

| Table | Page | Item | Establishments | | Sales | | Payroll, entire year (\$1,000) | Payroll, workweek ended nearest Nov. 15 | | Paid employees, workweek ended nearest Nov. 15 | | Proprietors (un- incorporated businesses only) (Number) |
|-------|------|---|-------------------|-----------------------------|--|--|---|--|-------------------------------|--|------------------------------|---|
| | | | Total (Number) | With payroll (Number) | Total, all establish- ments (\$1,000) | Establish- ments with payroll (\$1,000) | | Total (Dollars) | Full workweek (Dollars) | Total (Number) | Full workweek (Number) | |
| 102 | 4-10 | Pulaski County..... | 2,158 | 1,360 | 220,302 | 206,176 | 23,776 | | | 10,597 | 9,141 | |
| | | Eating, drinking places..... | 335 | | 11,657 | | | | | | | |
| | | Little Rock..... | 1,403 | 913 | 163,529 | 155,003 | 19,199 | | | 8,600 | 7,415 | |
| | | Eating, drinking places..... | 214 | | 8,432 | | | | | | | |
| | | Little Rock-North Little Rock S. M. A. | | | | | | | | | | |
| 103 | 4-14 | Retail trade, total..... | 2,158 | 1,360 | 220,302 | 206,176 | 23,776 | 467,520 | 445,077 | 10,597 | 9,141 | |
| | | Eating, drinking places, total..... | 335 | 259 | 11,657 | 10,835 | 2,106 | 44,532 | 42,749 | 1,691 | 1,530 | |
| | | Eating places (except refreshment stands)..... | 238 | 190 | 9,420 | 8,958 | 1,842 | 39,552 | 38,030 | 1,507 | 1,369 | |
| | | Restaurants, cafeterias..... | | 190 | | 8,958 | 1,842 | 39,552 | 38,030 | 1,507 | 1,369 | |
| | | Little Rock | | | | | | | | | | |
| 105 | 4-21 | Retail trade, total..... | 1,403 | 913 | 163,529 | 155,003 | 19,199 | 382,958 | 364,473 | 8,600 | 7,415 | |
| | | Eating, drinking places, total..... | 214 | 176 | 8,432 | 8,004 | 1,582 | 33,245 | 32,047 | 1,232 | 1,132 | |
| | | Eating places..... | 184 | 150 | 7,761 | 7,395 | 1,501 | 31,948 | 30,817 | 1,181 | 1,090 | |



CALIFORNIA

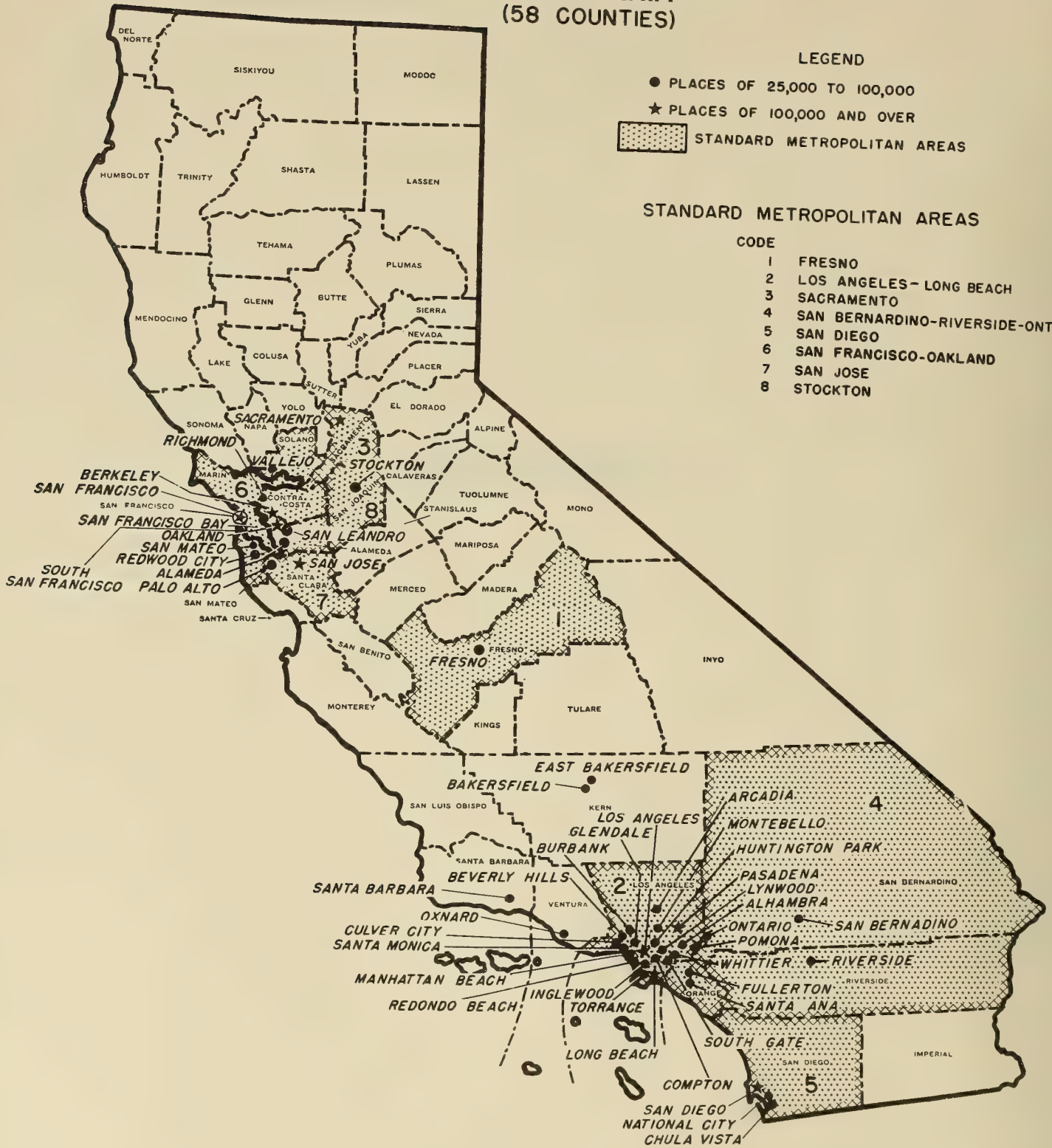
CALIFORNIA (58 COUNTIES)

LEGEND

- PLACES OF 25,000 TO 100,000
- ★ PLACES OF 100,000 AND OVER
- ▨ STANDARD METROPOLITAN AREAS

STANDARD METROPOLITAN AREAS

| CODE | |
|------|----------------------------------|
| 1 | FRESNO |
| 2 | LOS ANGELES-LONG BEACH |
| 3 | SACRAMENTO |
| 4 | SAN BERNARDINO-RIVERSIDE-ONTARIO |
| 5 | SAN DIEGO |
| 6 | SAN FRANCISCO-OAKLAND |
| 7 | SAN JOSE |
| 8 | STOCKTON |



CONTENTS

| <u>Table</u> | <u>Page</u> |
|--|-------------|
| 101. Retail Trade: 1954 - The State..... | 5-4 |
| 101A. Retail Trade: 1954 and 1948 - The State..... | 5-5 |
| 102. Retail Trade: 1954 - Counties; Cities of 2,500 Inhabitants or More..... | 5-6 |
| 102A. Retail Trade: 1948 - Counties; Cities of 2,500 Inhabitants or More..... | 5-16 |
| 103. Retail Trade: 1954 - Standard Metropolitan Areas..... | 5-18 |
| 103A. Retail Trade: 1948 - Standard Metropolitan Areas..... | 5-28 |
| 104. Retail Trade: 1954 - Counties with 500 Establishments or More..... | 5-29 |
| 105. Retail Trade: 1954 - Cities with 500 Establishments or More..... | 5-50 |

List of corrections for this State
appears at end of chapter.

RETAIL TRADE—AREA STATISTICS

Table 101. RETAIL TRADE: 1954 — THE STATE

Establishments, Sales, Payroll, and Personnel, by Kind of Business

| Kind of business | Establishments | | Sales | | Payroll, entire year (\$1,000) | Payroll, workweek ended nearest Nov. 15 | | Paid employees, workweek ended nearest Nov. 15 | | Proprietors (unincorporated businesses only) (Number) |
|--|--------------------|--------------|--|-----------------------------|-----------------------------------|---|---------------|--|---------------|--|
| | Total ¹ | With payroll | Total, all establishments ¹ | Establishments with payroll | | Total | Full workweek | Total | Full workweek | |
| | (Number) | (Number) | (\$1,000) | (\$1,000) | | (Dollars) | (Dollars) | (Number) | (Number) | |
| Retail trade, total | 131,289 | 87,973 | 15,643,974 | 14,654,726 | 1,840,933 | 35,968,430 | 33,321,146 | 594,324 | 490,372 | 143,979 |
| Food Stores | | | | | | | | | | |
| Total..... | 23,061 | 13,855 | 3,868,306 | 3,553,254 | 296,058 | 5,874,138 | 5,339,847 | 83,594 | 65,778 | 26,613 |
| Grocery stores..... | 14,481 | 8,531 | 3,292,410 | 3,062,866 | 236,131 | 4,697,618 | 4,259,680 | 64,114 | 49,994 | 16,674 |
| Meat markets..... | 2,932 | 1,876 | 273,462 | 235,744 | 20,609 | 397,580 | 363,783 | 5,338 | 4,212 | 3,579 |
| Fish (seafood) markets..... | 297 | 139 | 15,838 | 11,872 | 1,139 | 21,605 | 20,005 | 360 | 293 | 380 |
| Fruit stores, vegetable markets..... | 1,139 | 445 | 59,150 | 44,180 | 5,176 | 98,248 | 89,767 | 1,565 | 1,225 | 1,521 |
| Candy, nut, confectionery stores..... | 608 | 452 | 27,577 | 25,631 | 4,503 | 93,355 | 84,861 | 1,911 | 1,538 | 468 |
| Bakery products stores..... | 1,661 | 1,451 | 80,857 | 74,675 | 16,330 | 337,561 | 311,972 | 6,479 | 5,412 | 1,920 |
| Bakeries, with baking on premises..... | (NA) | 1,093 | (NA) | 51,990 | 13,359 | 271,831 | 250,306 | 5,243 | 4,310 | (NA) |
| Bakeries, without baking on premises..... | (NA) | 358 | (NA) | 22,685 | 2,971 | 65,730 | 61,666 | 1,236 | 1,102 | (NA) |
| Delicatessen stores..... | 478 | 318 | 39,307 | 34,777 | 3,750 | 70,717 | 65,396 | 1,230 | 1,035 | 625 |
| Food stores, n.e.c..... | 1,067 | 643 | 74,325 | 63,509 | 8,420 | 157,454 | 144,383 | 2,597 | 2,069 | 1,192 |
| Eating, Drinking Places | | | | | | | | | | |
| Total..... | 26,986 | 20,520 | 1,317,585 | 1,223,787 | 314,686 | 6,349,108 | 5,850,502 | 130,372 | 108,045 | 33,181 |
| Eating places (except refreshment stands)..... | 16,860 | 12,220 | 904,179 | 838,785 | 235,005 | 4,707,268 | 4,380,377 | 97,869 | 82,682 | 20,364 |
| Restaurants, cafeterias..... | (NA) | 11,929 | (NA) | 813,809 | 227,456 | 4,557,451 | 4,248,166 | 94,382 | 80,227 | (NA) |
| Caterers..... | (NA) | 166 | (NA) | 11,976 | 2,947 | 61,183 | 54,761 | 1,663 | 1,014 | (NA) |
| In-plant food contractors..... | (NA) | 115 | (NA) | 13,000 | 4,602 | 88,634 | 81,450 | 1,824 | 1,441 | (NA) |
| Refreshment stands..... | 1,613 | 1,291 | 53,606 | 46,920 | 8,416 | 170,690 | 137,265 | 4,624 | 3,017 | 2,049 |
| Drinking places..... | 8,255 | 7,009 | 359,066 | 338,082 | 71,265 | 1,471,150 | 1,332,860 | 27,879 | 22,346 | 10,704 |
| General Merchandise Group | | | | | | | | | | |
| Total..... | 4,195 | 3,151 | 1,555,640 | 1,534,586 | 234,738 | 4,452,357 | 3,881,001 | 95,029 | 71,018 | 3,632 |
| Department stores..... | 197 | 197 | 1,030,381 | 1,030,381 | 164,898 | 3,071,527 | 2,692,371 | 61,736 | 48,338 | 19 |
| Dry goods, general merchandise stores..... | 1,687 | 1,173 | 257,766 | 247,288 | 30,426 | 599,311 | 540,812 | 12,110 | 9,079 | 1,694 |
| General stores..... | 366 | 260 | 37,262 | 34,460 | 2,580 | 53,995 | 49,495 | 1,038 | 836 | 442 |
| Variety stores..... | 1,915 | 1,521 | 229,367 | 222,457 | 36,834 | 727,524 | 598,323 | 20,145 | 12,765 | 1,445 |
| Apparel, Accessories Stores | | | | | | | | | | |
| Total..... | 9,981 | 8,097 | 977,167 | 942,891 | 133,305 | 2,527,838 | 2,318,827 | 47,917 | 38,376 | 9,031 |
| Shoe stores..... | 2,068 | 1,750 | 179,206 | 172,642 | 24,036 | 439,960 | 396,889 | 7,384 | 5,247 | 1,286 |
| Men's shoe stores..... | (NA) | 179 | (NA) | 11,573 | 1,523 | 27,979 | 26,331 | 431 | 351 | (NA) |
| Women's shoe stores..... | (NA) | 246 | (NA) | 40,842 | 6,079 | 112,733 | 103,556 | 1,901 | 1,303 | (NA) |
| Children's, juveniles' shoe stores..... | (NA) | 86 | (NA) | 5,487 | 775 | 13,896 | 12,281 | 252 | 181 | (NA) |
| Family shoe stores..... | (NA) | 1,239 | (NA) | 114,740 | 15,659 | 285,352 | 254,721 | 4,800 | 3,412 | (NA) |
| Men's, boys' clothing and furnishings stores..... | (NA) | 1,463 | (NA) | 199,431 | 26,842 | 493,789 | 458,062 | 8,012 | 6,435 | (NA) |
| Men's, boys' clothing stores..... | (NA) | 1,084 | (NA) | 164,581 | 22,933 | 423,576 | 392,943 | 6,785 | 5,436 | (NA) |
| Men's, boys' furnishings stores..... | (NA) | 379 | (NA) | 34,850 | 3,909 | 70,213 | 65,119 | 1,227 | 999 | (NA) |
| Family clothing stores..... | (NA) | 535 | (NA) | 126,880 | 17,639 | 339,053 | 303,206 | 6,639 | 5,035 | (NA) |
| Women's clothing, specialty stores..... | 3,921 | 3,285 | 391,793 | 381,171 | 55,567 | 1,063,426 | 984,399 | 22,413 | 18,826 | 3,572 |
| Ready-to-wear stores..... | (NA) | 2,497 | (NA) | 340,497 | 49,910 | 956,954 | 888,668 | 20,055 | 16,946 | (NA) |
| Millinery stores..... | (NA) | 277 | (NA) | 12,871 | 2,194 | 40,495 | 36,563 | 919 | 754 | (NA) |
| Clothing, specialty stores, n.e.c..... | (NA) | 511 | (NA) | 27,803 | 3,463 | 65,977 | 59,168 | 1,439 | 1,126 | (NA) |
| Children's, infants' wear stores..... | 737 | 539 | 35,560 | 31,496 | 2,919 | 64,154 | 56,879 | 1,544 | 1,170 | 860 |
| Apparel stores, n.e.c..... | 745 | 525 | 33,573 | 31,271 | 6,302 | 127,456 | 119,992 | 1,925 | 1,663 | 765 |
| Furniture, Home Furnishings, Appliance Dealers | | | | | | | | | | |
| Total..... | 8,606 | 6,204 | 968,316 | 917,924 | 126,610 | 2,509,324 | 2,416,329 | 34,755 | 31,605 | 9,323 |
| Furniture, home furnishings stores..... | 4,978 | 3,718 | 639,779 | 612,673 | 86,705 | 1,734,260 | 1,676,013 | 23,516 | 21,569 | 5,390 |
| Furniture stores..... | (NA) | 2,230 | (NA) | 476,558 | 64,008 | 1,274,977 | 1,237,201 | 16,885 | 15,577 | (NA) |
| Floor covering stores..... | (NA) | 451 | (NA) | 62,040 | 10,813 | 213,610 | 206,085 | 2,514 | 2,351 | (NA) |
| Home furnishings stores, n.e.c., antique stores..... | (NA) | 1,037 | (NA) | 74,075 | 11,884 | 245,673 | 232,727 | 4,117 | 3,641 | (NA) |
| Household appliance, radio, TV stores..... | 3,586 | 2,486 | 327,883 | 305,251 | 39,905 | 775,064 | 740,316 | 11,239 | 10,036 | 3,881 |
| Household appliance stores..... | (NA) | 860 | (NA) | 98,615 | 13,190 | 251,025 | 243,579 | 3,854 | 3,637 | (NA) |
| Appliance, radio, TV stores..... | (NA) | 804 | (NA) | 136,866 | 16,783 | 328,955 | 315,095 | 4,535 | 4,003 | (NA) |
| Radio, TV stores..... | (NA) | 822 | (NA) | 69,770 | 9,932 | 195,084 | 181,642 | 2,850 | 2,396 | (NA) |
| Automotive Group | | | | | | | | | | |
| Total..... | 6,320 | 4,900 | 2,665,641 | 2,619,427 | 273,426 | 5,218,553 | 5,136,165 | 59,444 | 57,474 | 6,257 |
| Passenger car dealers (franchised)..... | 2,183 | 2,079 | 2,172,756 | 2,165,222 | 229,706 | 4,371,470 | 4,316,483 | 48,324 | 47,257 | 1,882 |
| Passenger car dealers (nonfranchised)..... | 1,771 | 1,181 | 265,176 | 255,496 | 14,864 | 278,258 | 270,330 | 3,573 | 3,333 | 1,956 |
| Tire, battery, accessory dealers..... | 1,727 | 1,243 | 161,200 | 149,772 | 24,079 | 474,915 | 458,972 | 6,293 | 5,749 | 1,761 |
| Motorcycle, aircraft, boat dealers..... | 315 | 217 | 24,991 | 22,327 | 2,572 | 53,907 | 51,910 | 729 | 656 | 332 |
| Household trailer dealers..... | 267 | 169 | 38,440 | 34,272 | 1,827 | 31,390 | 30,130 | 425 | 384 | 265 |
| Automotive dealers, n.e.c..... | 11 | 11 | 2,338 | 2,338 | 378 | 8,613 | 8,340 | 100 | 95 | 13 |
| Gasoline Service Stations | | | | | | | | | | |
| Total..... | 14,768 | 10,754 | 1,111,102 | 998,960 | 102,331 | 2,061,260 | 1,851,989 | 36,539 | 28,023 | 16,299 |
| Lumber, Bldg. Mats., Hardware, Farm Equipment Dealers | | | | | | | | | | |
| Total..... | 6,033 | 4,517 | 1,029,954 | 988,654 | 119,129 | 2,307,342 | 2,208,940 | 29,624 | 26,789 | 6,041 |
| Farm equipment dealers..... | 534 | 474 | 152,817 | 150,973 | 19,924 | 389,524 | 384,579 | 4,675 | 4,543 | 490 |
| Lumber, building materials dealers..... | 2,050 | 1,674 | 586,798 | 573,476 | 63,216 | 1,216,222 | 1,168,865 | 14,418 | 13,311 | 1,765 |
| Paint, glass, wallpaper stores..... | 1,030 | 634 | 67,306 | 58,074 | 8,067 | 159,489 | 153,454 | 2,176 | 1,971 | 1,064 |
| Plumbing, electrical supply stores..... | 438 | 284 | 30,210 | 27,418 | 4,956 | 96,044 | 87,751 | 1,164 | 972 | 498 |
| Hardware stores..... | 1,959 | 1,451 | 192,495 | 178,713 | 22,966 | 446,063 | 414,291 | 7,191 | 5,992 | 2,200 |
| Drug Stores, Proprietary Stores | | | | | | | | | | |
| Total..... | 3,559 | 3,163 | 494,376 | 483,120 | 65,210 | 1,267,973 | 1,117,681 | 22,552 | 16,849 | 3,602 |
| Drug stores..... | (NA) | 3,016 | (NA) | 474,115 | 64,309 | 1,250,880 | 1,101,973 | 22,168 | 16,553 | (NA) |
| Proprietary stores..... | (NA) | 147 | (NA) | 9,005 | 901 | 17,093 | 15,708 | 384 | 296 | (NA) |
| Other Retail Stores | | | | | | | | | | |
| Total..... | 21,234 | 11,874 | 1,336,736 | 1,147,720 | 127,389 | 2,493,229 | 2,328,584 | 40,963 | 34,389 | 23,215 |
| Liquor stores..... | 4,053 | 2,859 | 353,178 | 297,866 | 18,577 | 358,414 | 310,959 | 6,349 | 4,581 | 4,688 |
| Fuel, ice dealers..... | 603 | 361 | 45,443 | 42,367 | 6,716 | 132,329 | 129,317 | 1,735 | 1,637 | 540 |
| Fuel dealers (coal, wood)..... | (NA) | 56 | (NA) | 3,867 | 514 | 11,026 | 10,322 | 168 | 144 | (NA) |
| Liquefied petroleum gas dealers..... | (NA) | 212 | (NA) | 26,385 | 4,490 | 89,207 | 88,003 | 1,141 | 1,113 | (NA) |
| Fuel oil dealers..... | (NA) | 49 | (NA) | (D) | (D) | (D) | (D) | (D) | (D) | (NA) |
| Ice dealers..... | (NA) | 44 | (NA) | (D) | (D) | (D) | (D) | (D) | (D) | (NA) |
| Hay, grain, feed stores..... | 719 | 565 | 220,462 | 213,066 | 12,682 | 239,958 | 233,932 | 3,217 | 3,011 | 667 |
| Farm, garden supply stores..... | 805 | 501 | 63,255 | 56,925 | 7,276 | 137,641 | 129,111 | 2,082 | 1,811 | 908 |

Standard Notes: (D) Withheld to avoid disclosure. (NA) Not available. n.e.c. Not elsewhere classified. XXX Not applicable. (Z) Less than \$500. ... Represents zero.

¹ Group totals may include data for establishments without payroll which could not be classified by detailed kind of business.

Table 101. RETAIL TRADE: 1954 — THE STATE — Continued
Establishments, Sales, Payroll, and Personnel, by Kind of Business

| Kind of business | Establishments | | Sales | | Payroll, entire year (\$1,000) | Payroll, workweek ended nearest Nov. 15 | | Paid employees, workweek ended nearest Nov. 15 | | Proprietors (unincorporated businesses only) ¹ (Number) |
|--|--------------------------------|--------------------------|---|--|-----------------------------------|---|----------------------------|--|---------------------------|---|
| | Total ¹ (Number) | With payroll (Number) | Total, all establishments ¹ (\$1,000) | Establishments with payroll (\$1,000) | | Total (Dollars) | Full workweek (Dollars) | Total (Number) | Full workweek (Number) | |
| Other Retail Stores—Con. | | | | | | | | | | |
| Jewelry stores..... | 2,228 | 1,298 | 140,547 | 126,445 | 21,635 | 415,080 | 398,688 | 5,701 | 5,139 | 2,240 |
| Book stores..... | 316 | 192 | 17,485 | 15,487 | 2,327 | 46,958 | 42,595 | 939 | 706 | 282 |
| Stationery stores..... | 664 | 514 | 60,639 | 58,067 | 9,692 | 192,109 | 183,594 | 3,233 | 2,834 | 729 |
| Sporting goods stores..... | 886 | 492 | 48,519 | 39,259 | 4,276 | 88,925 | 82,307 | 1,403 | 1,135 | 987 |
| Bicycle stores..... | 220 | 114 | 6,141 | 4,385 | 512 | 10,135 | 8,460 | 208 | 144 | 232 |
| Florists..... | 1,236 | 808 | 37,106 | 31,114 | 5,084 | 100,572 | 91,869 | 1,932 | 1,529 | 1,438 |
| Cigar stores, stands..... | 566 | 272 | 20,159 | 15,749 | 1,823 | 34,914 | 32,785 | 652 | 554 | 603 |
| News dealers, newsstands..... | 534 | 186 | 18,044 | 10,562 | 1,082 | 23,338 | 19,748 | 716 | 514 | 557 |
| Gift, novelty, souvenir stores..... | 1,271 | 665 | 34,455 | 27,403 | 3,511 | 73,426 | 64,039 | 1,721 | 1,291 | 1,493 |
| Music stores..... | 443 | 391 | 43,315 | 38,825 | 5,707 | 114,587 | 106,926 | 1,805 | 1,555 | 666 |
| Camera, photographic supply stores..... | 452 | 334 | 42,513 | 38,915 | 4,476 | 84,996 | 80,112 | 1,341 | 1,147 | 468 |
| Luggage, leather goods stores..... | 174 | 104 | 7,705 | 6,663 | 794 | 15,463 | 14,339 | 268 | 217 | 179 |
| Optical goods stores..... | 330 | 198 | 13,160 | 11,224 | 2,753 | 55,683 | 55,323 | 645 | 628 | 267 |
| Office, store machine and equipment dealers..... | 231 | 141 | 11,839 | 9,791 | 2,005 | 38,921 | 37,747 | 551 | 507 | 245 |
| Retail stores (except second-hand) n.e.c..... | 1,089 | 1,089 | 61,350 | 61,350 | 8,256 | 169,723 | 155,832 | 3,237 | 2,578 | 1,093 |
| Second-hand stores..... | 1,562 | 790 | 50,879 | 42,257 | 8,205 | 160,057 | 150,901 | 3,233 | 2,871 | 1,799 |
| Nonstore Retailers | | | | | | | | | | |
| Total..... | 6,546 | 938 | 319,151 | 244,403 | 48,051 | 907,308 | 871,281 | 13,530 | 12,026 | 6,785 |
| Mail order houses..... | 179 | 115 | 98,730 | 97,666 | 22,070 | 408,800 | 387,340 | 5,805 | 5,098 | 167 |
| Direct selling (house-to-house) organizations..... | 5,876 | 640 | 164,687 | 96,929 | 20,946 | 399,306 | 387,963 | 6,403 | 5,785 | 6,100 |
| Merchandise vending machine operators..... | 491 | 183 | 55,734 | 49,808 | 5,035 | 99,202 | 95,978 | 1,322 | 1,143 | 516 |

Standard Notes: (D) Withheld to avoid disclosure. (NA) Not available. n.e.c. Not elsewhere classified. XXX Not applicable. (Z) Less than \$500. ... Represents zero.
¹ Group totals may include data for establishments without payroll which could not be classified by detailed kind of business.

Table 101A. RETAIL TRADE: 1954 AND 1948¹ — THE STATE
Establishments and Sales by Kind of Business

| Kind of business | 1954 | | | | 1948 ¹ | | | |
|---|--------------------------------|--------------------------|---|--|-------------------|--------------------------|--|--|
| | Establishments | | Sales | | Establishments | | Sales | |
| | Total ¹ (Number) | With payroll (Number) | Total, all establishments ² (\$1,000) | Establishments with payroll (\$1,000) | Total (Number) | With payroll (Number) | Total, all establishments (\$1,000) | Establishments with payroll (\$1,000) |
| Retail trade, total..... | 131,289 | 87,973 | 15,643,974 | 14,654,726 | 116,665 | 80,236 | 10,950,190 | 10,127,957 |
| Food stores, total..... | 23,061 | 13,855 | 3,868,306 | 3,553,254 | 23,133 | 13,427 | 2,558,139 | 2,249,638 |
| Grocery stores..... | 14,481 | 8,531 | 3,292,410 | 3,062,866 | 16,824 | 9,190 | 2,226,258 | 1,961,562 |
| Other food stores..... | 8,382 | 5,324 | 570,516 | 490,388 | 6,309 | 4,237 | 331,881 | 288,076 |
| Eating, drinking places, total..... | 26,986 | 20,520 | 1,317,585 | 1,223,787 | 25,367 | 19,651 | 1,000,674 | 937,583 |
| Eating places..... | 18,673 | 13,511 | 957,785 | 885,705 | 16,502 | 12,811 | 680,900 | 644,520 |
| Drinking places..... | 8,255 | 7,009 | 359,066 | 338,082 | 8,865 | 6,840 | 319,774 | 293,063 |
| General merchandise group..... | 4,195 | 3,151 | 1,555,640 | 1,534,586 | 3,755 | 2,870 | 1,246,431 | 1,234,374 |
| Apparel, accessories stores, total..... | 9,981 | 8,097 | 977,167 | 942,891 | 9,210 | 6,808 | 765,162 | 725,395 |
| Shoe stores..... | 2,068 | 1,750 | 179,206 | 172,642 | 1,562 | 1,288 | 124,526 | 119,360 |
| Other apparel stores..... | 7,719 | 6,347 | 794,535 | 770,249 | 7,648 | 5,520 | 640,636 | 606,035 |
| Furniture, home furnishings, appliance dealers..... | 8,606 | 6,204 | 968,316 | 917,924 | 7,563 | 5,340 | 666,877 | 631,910 |
| Automotive group..... | 6,320 | 4,900 | 2,665,641 | 2,619,427 | 6,004 | 4,832 | 1,722,583 | 1,656,328 |
| Gasoline service stations..... | 14,768 | 10,754 | 1,111,102 | 998,960 | 13,943 | 8,934 | 592,798 | 492,964 |
| Lumber, bldg. mats., hardware, farm equip. dealers, total..... | 6,033 | 4,517 | 1,029,954 | 988,654 | 5,851 | 4,557 | 902,248 | 866,336 |
| Farm equipment dealers..... | 534 | 474 | 152,817 | 150,973 | 485 | 443 | 137,551 | 136,501 |
| Lumber, bldg. mats., supplies, equipment, hardware dealers..... | 5,477 | 4,043 | 876,809 | 837,681 | 5,366 | 4,114 | 764,697 | 729,835 |
| Drug stores, proprietary stores, total..... | 3,559 | 3,163 | 494,376 | 483,120 | 3,329 | 2,999 | 364,556 | 355,622 |
| Drug stores..... | (NA) | 3,016 | (NA) | 474,115 | 3,038 | 2,761 | 350,553 | 342,488 |
| Proprietary stores..... | (NA) | 147 | (NA) | 9,005 | 291 | 238 | 14,003 | 13,134 |
| Other retail stores, total..... | 21,234 | 11,874 | 1,336,736 | 1,147,720 | 18,107 | 10,480 | 973,547 | 821,388 |
| Liquor stores..... | 4,053 | 2,859 | 353,178 | 297,866 | 3,995 | 2,226 | 230,788 | 158,812 |
| Fuel, ice dealers..... | 603 | 361 | 45,443 | 42,367 | 460 | 369 | 40,725 | 39,420 |
| Feed, farm, garden supply stores..... | 1,554 | 1,066 | 283,717 | 269,991 | 1,209 | 877 | 233,285 | 222,202 |
| Jewelry stores..... | 2,228 | 1,298 | 140,547 | 126,445 | 1,889 | 1,246 | 111,546 | 102,295 |
| Other retail stores..... | 10,174 | 6,290 | 473,309 | 411,051 | 10,554 | 5,762 | 357,203 | 298,659 |
| Nonstore retailers..... | 6,546 | 938 | 319,151 | 244,403 | 403 | 338 | 157,175 | 156,419 |

Standard Notes: (D) Withheld to avoid disclosure. (NA) Not available. ... Represents zero.
¹ Data in this table differ from those which appeared in the 1948 Census of Retail Trade. For a description of the adjustments see Comparison of 1948 and 1954 Censuses in the Introduction.
² Group totals may include data for establishments without payroll which could not be classified by detailed kind of business.

RETAIL TRADE—AREA STATISTICS

Table 102. RETAIL TRADE: 1954 — COUNTIES;
Total Retail — Establishments, Sales, Payroll, and Personnel;

| Line No. | County and city | Total | | | | | Kind-of-business group | | | | | | |
|----------|--------------------------|----------------|-----------------------|--|---------------------------------------|--------------------------------|--|------------------------|---|-------------------------|-----------------|-------------------------|-----------------|
| | | Establishments | | Sales | | Payroll, entire year (\$1,000) | Paid employees, workweek ended nearest Nov. 15 | | Proprietors (unincorporated businesses only) (Number) | Food stores | | Eating, drinking places | |
| | | Total (Number) | With payroll (Number) | Total, all establishments with payroll (\$1,000) | Establishments with payroll (\$1,000) | | Total (Number) | Full workweek (Number) | | Establishments (Number) | Sales (\$1,000) | Establishments (Number) | Sales (\$1,000) |
| 1 | California, total..... | 131,289 | 87,973 | 15,643,974 | 14,654,726 | 1,840,933 | 594,324 | 490,372 | 143,979 | 23,061 | 3,868,306 | 26,986 | 1,317,585 |
| 2 | Alameda County..... | 8,579 | 5,351 | 974,475 | 902,587 | 120,526 | 38,348 | 30,500 | 9,251 | 1,921 | 248,661 | 1,733 | 78,781 |
| 3 | Alameda..... | 465 | 309 | 45,267 | 41,551 | 4,732 | 1,456 | 1,153 | 504 | 121 | 16,492 | 84 | 3,465 |
| 4 | Albany..... | 140 | 78 | 14,053 | 12,849 | 1,356 | 370 | 295 | 157 | 30 | 3,608 | 32 | 1,092 |
| 5 | Berkeley..... | 1,156 | 764 | 126,015 | 117,377 | 14,728 | 5,104 | 3,962 | 1,226 | 272 | 35,701 | 163 | 7,903 |
| 6 | Emeryville..... | 53 | 41 | 2,761 | 2,655 | 450 | 156 | 124 | 68 | 5 | 340 | 29 | 1,086 |
| 7 | Hayward..... | 466 | 334 | 64,517 | 61,021 | 7,062 | 2,135 | 1,723 | 482 | 89 | 15,291 | 81 | 3,425 |
| 8 | Livermore..... | 110 | 84 | 11,729 | 11,057 | 1,138 | 348 | 292 | 122 | 17 | 3,266 | 26 | 885 |
| 9 | Oakland..... | 4,827 | 2,979 | 587,183 | 546,817 | 79,202 | 24,895 | 20,000 | 5,177 | 1,125 | 127,900 | 1,044 | 51,445 |
| 10 | Piedmont..... | 14 | 10 | 1,797 | 1,779 | 215 | 61 | 37 | 51 | 3 | 1,239 | 3 | (D) |
| 11 | Pleasanton..... | 47 | 35 | 4,465 | 4,183 | 493 | 148 | 118 | 15 | 9 | 1,738 | 4 | 556 |
| 12 | San Leandro..... | 577 | 343 | 59,854 | 54,066 | 5,992 | 1,900 | 1,480 | 628 | 105 | 18,575 | 100 | 4,053 |
| 13 | Remainder of County..... | 724 | 374 | 56,834 | 49,232 | 5,158 | 1,775 | 1,316 | 821 | 145 | 24,511 | 157 | (D) |
| 14 | Alpine County..... | 11 | 11 | 574 | 574 | 63 | 31 | 29 | 12 | 2 | (D) | 3 | 136 |
| 15 | Amador County..... | 119 | 87 | 7,986 | 7,500 | 823 | 324 | 285 | 134 | 17 | 2,235 | 41 | 1,365 |
| 16 | Butte County..... | 884 | 612 | 87,158 | 80,978 | 8,892 | 3,330 | 2,483 | 996 | 167 | 22,990 | 150 | 4,948 |
| 17 | Chico..... | 337 | 259 | 39,818 | 38,236 | 4,626 | 1,506 | 1,248 | 350 | 52 | 9,812 | 54 | 1,869 |
| 18 | Gridley..... | 99 | 65 | 9,542 | 8,912 | 783 | 259 | 222 | 121 | 10 | 1,716 | 19 | 461 |
| 19 | Oroville..... | 213 | 139 | 20,237 | 18,205 | 2,018 | 709 | 598 | 258 | 46 | 5,751 | 27 | 893 |
| 20 | Remainder of County..... | 235 | 149 | 17,561 | 15,625 | 1,465 | 856 | 415 | 267 | 59 | 5,711 | 50 | 1,725 |
| 21 | Calaveras County..... | 133 | 77 | 7,199 | 6,343 | 563 | 216 | 165 | 148 | 31 | 2,221 | 36 | 801 |
| 22 | Colusa County..... | 211 | 137 | 17,913 | 16,311 | 1,702 | 574 | 478 | 246 | 30 | 3,943 | 53 | 1,663 |
| 23 | Colusa..... | 87 | 57 | 9,774 | 9,244 | 1,033 | 328 | 281 | 107 | 8 | 1,436 | 19 | 460 |
| 24 | Remainder of County..... | 124 | 80 | 8,139 | 7,067 | 669 | 246 | 197 | 139 | 22 | 2,107 | 34 | 1,203 |
| 25 | Contra Costa County..... | 3,011 | 1,981 | 312,646 | 289,842 | 31,644 | 10,126 | 7,752 | 3,467 | 622 | 97,950 | 614 | 22,149 |
| 26 | Antioch..... | 194 | 110 | 18,167 | 15,935 | 1,801 | 551 | 442 | 222 | 34 | 5,079 | 37 | 1,116 |
| 27 | Concord..... | 193 | 143 | 24,075 | 22,939 | 2,042 | 645 | 515 | 235 | 30 | 10,224 | 34 | 1,315 |
| 28 | El Cerrito..... | 149 | 107 | 18,608 | 17,830 | 1,915 | 532 | 411 | 171 | 29 | 6,457 | 24 | 1,171 |
| 29 | Martinez..... | 169 | 129 | 16,026 | 15,120 | 1,613 | 527 | 408 | 185 | 29 | 4,221 | 38 | 1,295 |
| 30 | Pittsburg..... | 316 | 190 | 24,457 | 21,587 | 2,372 | 759 | 611 | 361 | 68 | 5,402 | 82 | 2,069 |
| 31 | Richmond..... | 770 | 526 | 90,839 | 85,765 | 9,659 | 3,183 | 2,396 | 892 | 190 | 26,406 | 149 | 5,588 |
| 32 | San Pablo..... | 194 | 96 | 12,778 | 11,238 | 961 | 342 | 257 | 249 | 48 | 6,897 | 53 | 1,151 |
| 33 | Remainder of County..... | 1,026 | 680 | 107,696 | 99,428 | 11,281 | 3,587 | 2,712 | 1,152 | 194 | 33,264 | 197 | 8,444 |
| 34 | Del Norte County..... | 194 | 126 | 16,861 | 15,407 | 1,585 | 513 | 445 | 220 | 22 | 4,062 | 57 | 2,427 |
| 35 | El Dorado County..... | 290 | 182 | 20,254 | 18,524 | 2,017 | 656 | 551 | 309 | 58 | 5,873 | 70 | 2,320 |
| 36 | Placerville..... | 122 | 94 | 12,086 | 11,770 | 1,334 | 441 | 366 | 120 | 14 | 3,104 | 26 | 953 |
| 37 | Remainder of County..... | 168 | 88 | 8,168 | 6,754 | 683 | 215 | 185 | 189 | 44 | 2,769 | 44 | 1,367 |
| 38 | Fresno County..... | 3,761 | 2,351 | 369,863 | 336,167 | 38,942 | 13,112 | 10,884 | 4,206 | 781 | 96,392 | 727 | 26,729 |
| 39 | Clovis..... | 72 | 46 | 6,153 | 5,709 | 508 | 181 | 142 | 86 | 17 | 1,705 | 18 | 461 |
| 40 | Coalinga..... | 95 | 69 | 8,140 | 7,628 | 804 | 306 | 259 | 106 | 7 | 2,390 | 17 | 533 |
| 41 | Fresno..... | 2,052 | 1,348 | 247,518 | 230,192 | 28,995 | 9,598 | 7,929 | 2,275 | 384 | 57,548 | 353 | 17,255 |
| 42 | Orange Cove..... | 28 | 18 | 1,338 | 1,224 | 105 | 41 | 33 | 30 | 7 | 287 | 4 | 79 |
| 43 | Reedley..... | 125 | 79 | 12,568 | 11,286 | 1,108 | 353 | 317 | 131 | 28 | 3,726 | 23 | 661 |
| 44 | Sanger..... | 117 | 81 | 11,735 | 10,291 | 1,027 | 339 | 280 | 139 | 26 | 3,696 | 18 | 517 |
| 45 | Selma..... | 175 | 103 | 13,417 | 11,591 | 1,071 | 422 | 347 | 200 | 41 | 3,774 | 36 | 774 |
| 46 | Remainder of County..... | 1,097 | 607 | 68,994 | 58,246 | 5,324 | 1,872 | 1,577 | 1,239 | 271 | 23,266 | 258 | 6,449 |
| 47 | Glenn County..... | 200 | 146 | 21,577 | 20,563 | 1,910 | 633 | 539 | 233 | 21 | 4,361 | 45 | 1,438 |
| 48 | Willows..... | 81 | 69 | 11,307 | 11,091 | 1,122 | 337 | 293 | 94 | 8 | 2,117 | 14 | 677 |
| 49 | Remainder of County..... | 119 | 77 | 10,270 | 9,472 | 788 | 296 | 246 | 139 | 13 | 2,244 | 31 | 761 |
| 50 | Humboldt County..... | 1,041 | 691 | 119,816 | 111,342 | 12,680 | 3,942 | 3,175 | 1,184 | 173 | 31,517 | 234 | 9,459 |
| 51 | Arcata..... | 110 | 80 | 17,788 | 16,928 | 2,014 | 669 | 555 | 124 | 18 | 4,480 | 19 | 1,063 |
| 52 | Eureka..... | 442 | 322 | 64,367 | 62,067 | 7,315 | 2,191 | 1,781 | 505 | 70 | 14,916 | 88 | 4,212 |
| 53 | Remainder of County..... | 489 | 289 | 37,661 | 32,347 | 3,351 | 1,082 | 839 | 555 | 85 | 12,121 | 127 | 4,184 |
| 54 | Imperial County..... | 760 | 608 | 96,152 | 90,616 | 10,379 | 3,760 | 3,188 | 763 | 115 | 20,851 | 193 | 7,891 |
| 55 | Brawley..... | 178 | 146 | 21,533 | 20,527 | 2,298 | 746 | 668 | 179 | 20 | 4,523 | 54 | 1,860 |
| 56 | Calexico..... | 110 | 92 | 15,415 | 15,079 | 1,783 | 817 | 601 | 106 | 13 | 3,193 | 22 | 1,172 |
| 57 | El Centro..... | 223 | 189 | 39,866 | 37,444 | 4,487 | 1,546 | 1,343 | 222 | 31 | 6,629 | 45 | 2,580 |
| 58 | Holtville..... | 66 | 44 | 5,463 | 4,983 | 531 | 201 | 175 | 64 | 9 | 2,125 | 16 | 502 |
| 59 | Remainder of County..... | 183 | 137 | 13,875 | 12,583 | 1,280 | 450 | 401 | 192 | 42 | 4,381 | 56 | 1,777 |
| 60 | Inyo County..... | 194 | 138 | 18,761 | 17,531 | 2,082 | 604 | 521 | 216 | 11 | 4,216 | 51 | 2,262 |
| 61 | Bishop..... | 86 | 60 | 10,294 | 9,808 | 1,121 | 317 | 282 | 94 | 2 | (D) | 14 | 1,015 |
| 62 | Remainder of County..... | 108 | 78 | 8,467 | 7,723 | 961 | 287 | 239 | 7 | (D) | (D) | 37 | 1,247 |
| 63 | Kern County..... | 2,567 | 1,907 | 294,620 | 278,176 | 33,589 | 11,208 | 9,353 | 2,789 | 473 | 72,665 | 538 | 23,708 |
| 64 | Bakersfield..... | 1,193 | 849 | 166,504 | 157,636 | 21,173 | 6,948 | 5,750 | 1,250 | 200 | 31,976 | 259 | 11,581 |
| 65 | Delano..... | 181 | 139 | 19,266 | 18,384 | 2,081 | 675 | 576 | 201 | 31 | 4,356 | 35 | 1,229 |
| 66 | Taft..... | 153 | 135 | 16,400 | 15,944 | 1,786 | 573 | 488 | 159 | 32 | 4,635 | 25 | 1,104 |
| 67 | Wasco..... | 83 | 65 | 8,039 | 7,865 | 763 | 258 | 220 | 93 | 16 | 2,392 | 20 | 526 |
| 68 | Remainder of County..... | 957 | 719 | 84,411 | 78,347 | 7,786 | 2,754 | 2,319 | 1,086 | 194 | 29,306 | 199 | 9,268 |
| 69 | Kings County..... | 542 | 356 | 52,466 | 48,494 | 5,365 | 1,820 | 1,504 | 583 | 82 | 11,930 | 92 | 3,018 |
| 70 | Corcoran..... | 80 | 52 | 7,532 | 6,652 | 691 | 277 | 222 | 78 | 11 | 1,655 | 15 | 377 |
| 71 | Hanford..... | 244 | 170 | 29,495 | 28,064 | 3,426 | 1,098 | 916 | 258 | 34 | 5,647 | 35 | 1,533 |
| 72 | Remainder of County..... | 218 | 134 | 15,439 | 13,777 | 1,248 | 445 | 366 | 247 | 37 | 4,628 | 42 | 1,108 |
| 73 | Lake County..... | 290 | 172 | 15,143 | 13,039 | 1,097 | 364 | 294 | 334 | 48 | 4,315 | 71 | 1,723 |
| 74 | Lassen County..... | 185 | 123 | 19,337 | 17,857 | 1,652 | 559 | 425 | 220 | 33 | 8,286 | 34 | 1,122 |
| 75 | Susanville..... | 95 | 77 | 11,673 | 11,235 | 1,184 | 377 | 305 | 111 | 12 | 3,145 | 17 | 590 |
| 76 | Remainder of County..... | 90 | 46 | 7,664 | 6,622 | 468 | 182 | 120 | 109 | 21 | 5,141 | 17 | 532 |

Standard Notes: (D) Withheld to avoid disclosure. (NA) Not available. XXX Not applicable. (Z) Less than \$500. ... Represents zero.

RETAIL TRADE—AREA STATISTICS

Table 102. RETAIL TRADE: 1954 — COUNTIES;
Total Retail — Establishments, Sales, Payroll, and Personnel;

| Line No. | County and city | Total | | | | | | | Kind-of-business group | | | | |
|----------|---|-------------------|--------------------------|--|--|-----------------------------------|--|---------------------------|--|------------------------------|--------------------|------------------------------|--------------------|
| | | Establishments | | Sales | | Payroll, entire year (\$1,000) | Paid employees, workweek ended nearest Nov. 15 | | Proprietors (unincorporated businesses only) (Number) | Food stores | | Eating, drinking places | |
| | | Total (Number) | With payroll (Number) | Total, all establishments (\$1,000) | Establishments with payroll (\$1,000) | | Total (Number) | Full workweek (Number) | | Estab-lish-ments (Number) | Sales (\$1,000) | Estab-lish-ments (Number) | Sales (\$1,000) |
| | | | | | | (Number) | | | (Number) | | | | |
| 1 | Nevada County..... | 345 | 203 | 24,889 | 22,747 | 2,351 | 785 | 668 | 360 | 53 | 9,381 | 77 | 1,970 |
| 2 | Grass Valley..... | 173 | 103 | 11,882 | 10,796 | 1,188 | 399 | 359 | 179 | 19 | 3,193 | 37 | 779 |
| 3 | Nevada City..... | 71 | 41 | 3,505 | 3,153 | 313 | 122 | 95 | 70 | 12 | 1,118 | 19 | 444 |
| 4 | Remainder of County..... | 101 | 59 | 9,502 | 8,798 | 850 | 264 | 234 | 111 | 22 | 5,070 | 21 | 747 |
| 5 | Orange County..... | 3,355 | 2,343 | 372,313 | 349,621 | 41,686 | 14,170 | 11,425 | 3,636 | 495 | 96,588 | 662 | 36,810 |
| 6 | Anaheim..... | 289 | 225 | 37,216 | 35,220 | 3,779 | 1,363 | 1,120 | 315 | 48 | 8,239 | 37 | 2,476 |
| 7 | Brea..... | 46 | 26 | 3,202 | 2,796 | 274 | 106 | 84 | 56 | 5 | 932 | 7 | 311 |
| 8 | Fullerton..... | 221 | 173 | 33,420 | 32,504 | 3,541 | 1,119 | 916 | 202 | 28 | 8,953 | 41 | 1,617 |
| 9 | Huntington Beach..... | 113 | 87 | 9,904 | 9,316 | 876 | 317 | 253 | 123 | 21 | 2,486 | 31 | 1,084 |
| 10 | Laguna Beach..... | 205 | 147 | 18,285 | 16,883 | 2,096 | 681 | 545 | 235 | 29 | 4,226 | 46 | 2,463 |
| 11 | La Habra..... | 98 | 66 | 8,756 | 7,896 | 761 | 288 | 233 | 111 | 14 | 2,948 | 20 | 845 |
| 12 | Newport Beach..... | 183 | 129 | 20,555 | 19,449 | 2,570 | 723 | 636 | 188 | 17 | 6,160 | 47 | 3,129 |
| 13 | Orange..... | 171 | 115 | 14,849 | 13,869 | 1,296 | 475 | 366 | 188 | 32 | 4,823 | 23 | 647 |
| 14 | San Clemente..... | 87 | 63 | 6,635 | 6,241 | 758 | 276 | 213 | 95 | 6 | 1,956 | 32 | 1,185 |
| 15 | Santa Ana..... | 805 | 569 | 116,678 | 111,948 | 14,321 | 4,899 | 4,053 | 830 | 101 | 20,037 | 136 | 6,313 |
| 16 | Seal Beach..... | 49 | 41 | 3,362 | 3,154 | 434 | 154 | 122 | 59 | 7 | 1,111 | 16 | 774 |
| 17 | Remainder of County..... | 1,088 | 702 | 99,451 | 90,345 | 10,980 | 3,769 | 2,884 | 1,234 | 187 | 34,717 | 226 | 15,966 |
| 18 | Placer County..... | 616 | 400 | 53,276 | 49,178 | 5,098 | 1,531 | 1,351 | 661 | 114 | 13,487 | 138 | 4,207 |
| 19 | Auburn..... | 146 | 96 | 15,736 | 14,614 | 1,700 | 509 | 447 | 144 | 27 | 4,180 | 22 | 682 |
| 20 | Roseville..... | 158 | 118 | 20,098 | 19,216 | 1,914 | 571 | 510 | 188 | 23 | 3,661 | 32 | 1,209 |
| 21 | Remainder of County..... | 312 | 186 | 17,442 | 15,348 | 1,484 | 451 | 394 | 329 | 64 | 5,646 | 84 | 2,316 |
| 22 | Plumas County..... | 209 | 133 | 12,248 | 10,552 | 955 | 332 | 289 | 245 | 37 | 4,118 | 67 | 1,439 |
| 23 | Riverside County..... | 2,436 | 1,704 | 244,391 | 228,767 | 25,714 | 9,307 | 7,754 | 2,669 | 341 | 57,972 | 530 | 21,664 |
| 24 | Banning..... | 105 | 77 | 10,387 | 9,767 | 980 | 357 | 289 | 113 | 15 | 3,297 | 20 | 643 |
| 25 | Beaumont..... | 71 | 41 | 3,966 | 3,424 | 393 | 192 | 151 | 100 | 9 | 1,010 | 20 | 744 |
| 26 | Blythe..... | 118 | 98 | 11,904 | 11,456 | 1,359 | 500 | 414 | 126 | 6 | 1,625 | 31 | 1,790 |
| 27 | Coachella..... | 40 | 28 | 2,058 | 1,820 | 198 | 77 | 66 | 39 | 9 | 525 | 5 | 114 |
| 28 | Corona..... | 175 | 123 | 16,316 | 15,218 | 1,428 | 546 | 433 | 191 | 22 | 4,393 | 31 | 1,241 |
| 29 | Hemet..... | 122 | 88 | 11,235 | 10,641 | 1,026 | 353 | 289 | 122 | 13 | 2,562 | 21 | 541 |
| 30 | Indio..... | 152 | 120 | 18,417 | 17,723 | 2,197 | 682 | 586 | 151 | 9 | 3,423 | 35 | 1,697 |
| 31 | Palm Springs..... | 191 | 167 | 22,455 | 21,869 | 3,063 | 1,161 | 1,043 | 192 | 26 | 4,532 | 43 | 4,474 |
| 32 | Riverside..... | 711 | 491 | 99,109 | 94,017 | 10,909 | 3,690 | 3,035 | 784 | 97 | 21,682 | 121 | 4,874 |
| 33 | Remainder of County..... | 751 | 471 | 48,544 | 42,832 | 4,161 | 1,749 | 1,448 | 851 | 135 | 14,923 | 203 | 5,516 |
| 34 | Sacramento County..... | 3,655 | 2,409 | 450,385 | 419,903 | 52,086 | 17,066 | 14,153 | 4,249 | 669 | 113,632 | 820 | 37,111 |
| 35 | North Sacramento..... | 178 | 132 | 23,489 | 21,207 | 2,248 | 728 | 608 | 196 | 19 | 5,331 | 31 | 1,247 |
| 36 | Sacramento..... | 2,498 | 1,736 | 352,409 | 339,213 | 42,944 | 13,749 | 11,589 | 2,907 | 454 | 78,472 | 618 | 29,930 |
| 37 | Remainder of County..... | 979 | 541 | 74,487 | 65,483 | 6,897 | 2,589 | 1,956 | 1,146 | 196 | 29,829 | 171 | 5,934 |
| 38 | San Benito County..... | 183 | 115 | 14,534 | 12,936 | 1,299 | 441 | 363 | 227 | 26 | 3,139 | 40 | 1,075 |
| 39 | Hollister..... | 130 | 92 | 11,921 | 10,895 | 1,113 | 357 | 299 | 170 | 23 | 3,011 | 22 | 634 |
| 40 | Remainder of County..... | 53 | 23 | 2,613 | 2,041 | 186 | 84 | 64 | 57 | 3 | 128 | 18 | 441 |
| 41 | San Bernardino County..... | 3,612 | 2,474 | 383,965 | 358,169 | 40,139 | 13,896 | 11,520 | 4,068 | 587 | 94,769 | 733 | 29,069 |
| 42 | Barstow..... | 143 | 115 | 20,201 | 19,601 | 2,554 | 830 | 686 | 145 | 14 | 4,445 | 30 | 2,783 |
| 43 | Chino..... | 80 | 56 | 9,846 | 9,272 | 731 | 266 | 215 | 83 | 21 | 1,286 | 11 | 386 |
| 44 | Colton..... | 172 | 114 | 18,196 | 16,588 | 1,764 | 608 | 504 | 189 | 31 | 6,313 | 33 | 1,400 |
| 45 | Needles..... | 41 | 35 | 4,076 | 4,010 | 425 | 151 | 136 | 9 | 9 | 887 | 9 | 402 |
| 46 | Ontario..... | 324 | 250 | 38,936 | 37,322 | 4,214 | 1,442 | 1,168 | 358 | 50 | 7,222 | 49 | 2,115 |
| 47 | Redlands..... | 249 | 163 | 24,832 | 23,340 | 2,721 | 888 | 725 | 273 | 45 | 6,276 | 29 | 1,048 |
| 48 | Rialto..... | 71 | 39 | 6,013 | 5,167 | 435 | 162 | 130 | 86 | 19 | 1,599 | 20 | 473 |
| 49 | San Bernardino..... | 1,029 | 741 | 144,276 | 136,518 | 16,852 | 5,787 | 4,906 | 1,131 | 144 | 31,110 | 196 | 7,856 |
| 50 | Upland..... | 105 | 67 | 12,955 | 11,975 | 1,192 | 383 | 309 | 130 | 22 | 5,691 | 12 | 350 |
| 51 | Remainder of County..... | 1,398 | 894 | 104,634 | 94,376 | 9,251 | 3,379 | 2,741 | 1,628 | 236 | 29,940 | 344 | 12,256 |
| 52 | San Diego County..... | 6,449 | 4,785 | 801,413 | 759,941 | 100,115 | 32,078 | 26,442 | 6,856 | 1,060 | 189,850 | 1,322 | 64,362 |
| 53 | Chula Vista..... | 244 | 188 | 30,039 | 28,199 | 3,129 | 1,014 | 860 | 248 | 39 | 11,690 | 41 | 1,762 |
| 54 | Coronado..... | 113 | 89 | 11,108 | 10,650 | 1,418 | 475 | 398 | 129 | 15 | 3,360 | 23 | 1,393 |
| 55 | El Cajon..... | 220 | 162 | 29,195 | 27,831 | 3,263 | 1,039 | 834 | 239 | 38 | 8,294 | 32 | 979 |
| 56 | Escondido..... | 195 | 135 | 26,478 | 24,748 | 2,728 | 875 | 728 | 212 | 30 | 4,759 | 28 | 1,238 |
| 57 | La Mesa..... | 182 | 128 | 24,571 | 23,295 | 2,590 | 759 | 627 | 189 | 25 | 6,854 | 24 | 747 |
| 58 | National City..... | 250 | 192 | 32,600 | 30,602 | 3,396 | 1,097 | 931 | 248 | 47 | 9,536 | 45 | 1,917 |
| 59 | Oceanside..... | 258 | 212 | 29,433 | 28,041 | 3,820 | 1,144 | 1,015 | 278 | 25 | 7,896 | 57 | 2,986 |
| 60 | San Diego..... | 3,829 | 2,865 | 524,870 | 501,264 | 70,361 | 22,453 | 18,426 | 3,986 | 634 | 106,562 | 832 | 44,374 |
| 61 | Remainder of County..... | 1,158 | 814 | 93,659 | 85,311 | 9,410 | 3,222 | 2,623 | 1,327 | 207 | 30,901 | 240 | 8,966 |
| 62 | San Francisco County (coextensive with San Francisco city)..... | 10,045 | 6,459 | 1,172,221 | 1,089,159 | 172,650 | 50,855 | 42,997 | 12,113 | 2,323 | 257,052 | 2,602 | 167,260 |
| 63 | San Joaquin County..... | 2,537 | 1,693 | 259,012 | 238,856 | 29,100 | 9,575 | 8,056 | 2,917 | 444 | 58,555 | 586 | 21,590 |
| 64 | Lodi..... | 353 | 229 | 31,703 | 28,711 | 3,030 | 1,025 | 873 | 410 | 56 | 6,654 | 73 | 2,216 |
| 65 | Manteca..... | 113 | 71 | 8,873 | 7,949 | 798 | 309 | 247 | 125 | 21 | 1,875 | 29 | 880 |
| 66 | Stockton..... | 1,477 | 953 | 163,623 | 151,111 | 19,496 | 6,428 | 5,435 | 1,692 | 251 | 33,058 | 341 | 12,943 |
| 67 | Tracy..... | 165 | 139 | 16,098 | 15,508 | 1,930 | 635 | 515 | 187 | 23 | 4,051 | 37 | 1,977 |
| 68 | Remainder of County..... | 429 | 301 | 38,715 | 35,577 | 3,846 | 1,178 | 986 | 503 | 93 | 12,917 | 106 | 3,574 |
| 69 | San Luis Obispo County..... | 878 | 650 | 73,014 | 66,648 | 7,180 | 2,426 | 2,020 | 978 | 150 | 18,159 | 203 | 6,243 |
| 70 | El Paso de Robles..... | 154 | 128 | 16,367 | 15,893 | 1,754 | 550 | 494 | 146 | 22 | 3,228 | 33 | 840 |
| 71 | San Luis Obispo..... | 290 | 224 | 30,732 | 29,016 | 3,416 | 1,138 | 922 | 301 | 50 | 7,326 | 45 | 1,850 |
| 72 | Remainder of County..... | 434 | 298 | 25,915 | 21,739 | 2,010 | 738 | 604 | 531 | 78 | 7,605 | 125 | 3,553 |

Standard Notes: (D) Withheld to avoid disclosure. (NA) Not available. XXXX Not applicable. (Z) Less than \$500. ... Represents zero.

RETAIL TRADE — AREA STATISTICS

Table 102. RETAIL TRADE: 1954 — COUNTIES;
Total Retail — Establishments, Sales, Payroll, and Personnel;

| Line No. | County and city | Total | | | | | | | Kind-of-business group | | | | |
|----------|--------------------------|----------------|-----------------------|-------------------------------------|---------------------------------------|--------------------------------|--|------------------------|---|-------------------------|-----------------|-------------------------|-----------------|
| | | Establishments | | Sales | | Payroll, entire year (\$1,000) | Paid employees, workweek ended nearest Nov. 15 | | Proprietors (unincorporated businesses only) (Number) | Food stores | | Eating, drinking places | |
| | | Total (Number) | With payroll (Number) | Total, all establishments (\$1,000) | Establishments with payroll (\$1,000) | | Total (Number) | Full workweek (Number) | | Establishments (Number) | Sales (\$1,000) | Establishments (Number) | Sales (\$1,000) |
| | | | | | | | | | | | | | |
| 1 | Yolo County..... | 476 | 334 | 57,678 | 53,376 | 5,089 | 1,759 | 1,495 | 575 | 80 | 14,521 | 88 | 4,121 |
| 2 | Davis..... | 48 | 40 | 8,624 | 8,398 | 660 | 238 | 205 | 52 | 12 | 1,695 | 8 | 328 |
| 3 | Woodland..... | 199 | 149 | 27,160 | 25,594 | 2,797 | 900 | 791 | 223 | 18 | 5,119 | 31 | 1,591 |
| 4 | Remainder of County..... | 229 | 145 | 21,894 | 19,384 | 1,632 | 621 | 499 | 300 | 50 | 7,707 | 49 | 2,202 |
| 5 | Yuba County..... | 425 | 267 | 48,263 | 44,585 | 5,475 | 1,755 | 1,530 | 483 | 69 | 8,991 | 95 | 3,757 |
| 6 | Marysville..... | 329 | 219 | 43,513 | 40,823 | 5,138 | 1,618 | 1,433 | 376 | 48 | 7,106 | 76 | 3,147 |
| 7 | Remainder of County..... | 96 | 48 | 4,750 | 3,762 | 337 | 137 | 97 | 107 | 21 | 1,885 | 19 | 610 |

Standard Notes: (D) Withheld to avoid disclosure. (NA) Not available. XXX Not applicable. (Z) Less than \$500. ... Represents zero.

CITIES OF 2,500 INHABITANTS OR MORE — Continued

Kind-of-Business Group — Establishments and Sales

| Kind-of-business group—Continued | | | | | | | | | | | | | | | | | | Line No. |
|----------------------------------|-----------------|-----------------------------|-----------------|--|-----------------|------------------------|-----------------|---------------------------|-----------------|--|-----------------|---------------------------------|-----------------|---------------------------|-----------------|---------------------------|-----------------|----------|
| General merchandise group | | Apparel, accessories stores | | Furniture, home furnishings, appliance dealers | | Automotive group | | Gasoline service stations | | Lumber, bldg. matls., hardware, farm equipment dealers | | Drug stores, proprietary stores | | Other retail stores | | Nonstore retailers | | |
| Estab-lish-ments (Number) | Sales (\$1,000) | Estab-lish-ments (Number) | Sales (\$1,000) | Estab-lish-ments (Number) | Sales (\$1,000) | Estab-lish-ments (No.) | Sales (\$1,000) | Estab-lish-ments (Number) | Sales (\$1,000) | Estab-lish-ments (Number) | Sales (\$1,000) | Estab-lish-ments (No.) | Sales (\$1,000) | Estab-lish-ments (Number) | Sales (\$1,000) | Estab-lish-ments (Number) | Sales (\$1,000) | |
| 24 | 2,989 | 31 | 2,256 | 18 | 1,254 | 47 | 13,500 | 67 | 5,191 | 33 | 8,561 | 12 | 1,695 | 68 | 3,494 | 8 | 96 | 1 |
| 2 | (D) | 2 | (D) | 2 | (D) | 6 | 3,031 | 6 | 699 | 5 | (D) | 2 | (D) | 3 | 237 | ... | ... | 2 |
| 7 | 1,670 | 25 | 1,994 | 13 | 746 | 16 | 5,785 | 24 | 2,104 | 13 | 4,649 | 5 | 997 | 43 | 2,445 | 4 | 60 | 3 |
| 15 | (D) | 4 | (D) | 3 | (D) | 25 | 4,684 | 37 | 2,388 | 15 | (D) | 5 | (D) | 22 | 812 | 4 | 36 | 4 |
| 16 | 4,613 | 35 | 3,561 | 21 | 3,324 | 27 | 9,530 | 54 | 3,760 | 20 | 6,649 | 16 | 1,357 | 57 | 2,388 | 15 | 333 | 5 |
| 11 | 4,206 | 33 | (D) | 21 | 3,324 | 22 | 9,483 | 37 | 2,931 | 15 | 6,374 | 13 | 1,242 | 44 | (D) | 9 | 105 | 6 |
| 5 | 407 | 2 | (D) | ... | ... | 5 | 47 | 17 | 829 | 5 | 275 | 3 | 115 | 13 | (D) | 6 | 228 | 7 |

RETAIL TRADE—AREA STATISTICS

Table 102A. RETAIL TRADE: 1948¹— COUNTIES; CITIES OF 2,500 INHABITANTS OR MORE

Establishments and Sales

| County and city | Establishments, 1948 (Number) | Sales, 1948 (\$1,000) | County and city | Establishments, 1948 (Number) | Sales, 1948 (\$1,000) | County and city | Establishments, 1948 (Number) | Sales, 1948 (\$1,000) |
|--------------------------|----------------------------------|--------------------------|--------------------------|----------------------------------|--------------------------|-----------------------------|----------------------------------|--------------------------|
| California, total..... | 116,665 | 10,949,985 | Los Angeles County—Con. | | | Riverside County..... | 2,229 | 164,722 |
| Alameda County..... | 8,181 | 801,527 | Glendora..... | 71 | 2,705 | Banning..... | 120 | 7,551 |
| Alameda..... | 409 | 38,793 | Hawthorne..... | 151 | 12,208 | Beaumont..... | 79 | 3,229 |
| Albany..... | 154 | 14,000 | Hermosa Beach..... | 188 | 14,263 | Blythe..... | 90 | 8,385 |
| Berkeley..... | 1,091 | 102,586 | Huntington Park..... | 516 | 67,095 | Corona..... | 159 | 9,926 |
| Emeryville..... | 73 | 3,365 | Inglewood..... | 573 | 71,133 | Hemet..... | 103 | 8,656 |
| Hayward..... | 249 | 27,749 | La Verne..... | 31 | 1,485 | Indio..... | 110 | 12,741 |
| Livermore..... | 91 | 6,315 | Long Beach..... | 3,057 | 308,199 | Palm Springs..... | 95 | 11,915 |
| Oakland..... | 5,088 | 545,030 | Los Angeles..... | 22,230 | 2,351,935 | Riverside..... | 557 | 63,910 |
| Piedmont..... | 7 | 651 | Lynwood..... | 234 | 17,415 | Remainder of County..... | 916 | 38,409 |
| San Leandro..... | 330 | 26,740 | Manhattan Beach..... | 107 | 6,170 | Sacramento County..... | 2,837 | 297,151 |
| Remainder of County..... | 689 | 36,298 | Maywood..... | 164 | 13,263 | North Sacramento..... | 130 | 13,309 |
| Alpine County..... | 6 | 115 | Monrovia..... | 239 | 22,421 | Sacramento..... | 1,928 | 236,619 |
| Amador County..... | 143 | 8,224 | Montebello..... | 157 | 12,295 | Remainder of County..... | 779 | 47,223 |
| Butte County..... | 830 | 71,799 | Monterey Park..... | 152 | 10,552 | San Benito County..... | 164 | 12,154 |
| Chico..... | 280 | 30,439 | Pasadena..... | 1,432 | 189,687 | Hollister..... | 117 | 9,695 |
| Croville..... | 154 | 18,057 | Pomona..... | 499 | 50,847 | Remainder of County..... | 47 | 2,459 |
| Remainder of County..... | 396 | 23,303 | Redondo Beach..... | 275 | 18,528 | San Bernardino County..... | 3,401 | 245,848 |
| Calaveras County..... | 132 | 6,250 | San Fernando..... | 249 | 25,680 | Barstow..... | 113 | 9,308 |
| Colusa County..... | 184 | 14,740 | San Gabriel..... | 213 | 19,562 | Chino..... | 72 | 4,384 |
| Contra Costa County..... | 2,555 | 191,140 | San Marino..... | 95 | 7,536 | Colton..... | 161 | 9,132 |
| Antioch..... | 149 | 9,860 | Santa Monica..... | 1,095 | 106,839 | Needles..... | 49 | 5,672 |
| El Cerrito..... | 151 | 11,027 | Sierra Madre..... | 50 | 3,653 | Ontario..... | 298 | 25,207 |
| Martinez..... | 163 | 12,127 | Signal Hill..... | 39 | 1,944 | Redlands..... | 209 | 18,460 |
| Pittsburg..... | 263 | 17,638 | South Gate..... | 399 | 33,022 | Rialto..... | 18 | 2,254 |
| Richmond..... | 729 | 70,445 | South Pasadena..... | 141 | 10,905 | San Bernardino..... | 933 | 98,857 |
| Remainder of County..... | 1,100 | 70,043 | Torrance..... | 179 | 12,748 | Upland..... | 98 | 7,362 |
| Del Norte County..... | 145 | 8,073 | West Covina..... | 5 | 312 | Remainder of County..... | 1,450 | 65,212 |
| El Dorado County..... | 245 | 13,792 | Whittier..... | 266 | 32,731 | San Diego County..... | 5,484 | 505,354 |
| Placerville..... | 93 | 8,740 | Remainder of County..... | 6,818 | 489,551 | Chula Vista..... | 154 | 13,345 |
| Remainder of County..... | 152 | 5,052 | Madera County..... | 400 | 30,268 | Coronado..... | 96 | 8,641 |
| Fresno County..... | 3,133 | 284,965 | Chowchilla..... | 73 | 5,853 | El Cajon..... | 98 | 10,564 |
| Coalinga..... | 83 | 7,294 | Madera..... | 194 | 19,004 | Escondido..... | 160 | 16,568 |
| Fresno..... | 1,534 | 185,518 | Remainder of County..... | 133 | 5,411 | La Mesa..... | 121 | 10,551 |
| Reedley..... | 104 | 10,665 | Marin County..... | 756 | 66,203 | National City..... | 178 | 17,045 |
| Sanger..... | 108 | 8,448 | Corte Madera..... | 18 | 1,437 | Oceanside..... | 207 | 14,856 |
| Selma..... | 111 | 9,455 | Fairfax..... | 34 | 2,724 | San Diego..... | 3,544 | 366,504 |
| Remainder of County..... | 1,193 | 63,585 | San Anselmo..... | 88 | 6,914 | Remainder of County..... | 926 | 47,280 |
| Glenn County..... | 205 | 17,562 | San Rafael..... | 240 | 31,017 | San Francisco County..... | 9,881 | 1,031,305 |
| Humboldt County..... | 812 | 75,080 | Sausalito..... | 55 | 3,320 | San Joaquin County..... | 2,182 | 201,875 |
| Arcata..... | 68 | 9,004 | Remainder of County..... | 321 | 20,791 | Lodi..... | 228 | 20,846 |
| Eureka..... | 364 | 43,678 | Mariposa County..... | 73 | 3,314 | Stockton..... | 1,178 | 131,398 |
| Remainder of County..... | 380 | 22,398 | Mendocino County..... | 484 | 35,158 | Tracy..... | 140 | 12,528 |
| Imperial County..... | 714 | 72,923 | Port Bragg..... | 86 | 8,198 | Remainder of County..... | 636 | 37,103 |
| Brawley..... | 178 | 15,672 | Ukiah..... | 146 | 13,050 | San Luis Obispo County..... | 777 | 54,143 |
| Calexico..... | 82 | 10,622 | Willits..... | 71 | 5,671 | El Paso de Robles..... | 127 | 13,034 |
| El Centro..... | 180 | 26,166 | Remainder of County..... | 181 | 8,239 | San Luis Obispo..... | 268 | 24,652 |
| Holtville..... | 51 | 3,839 | Merced County..... | 792 | 69,344 | Remainder of County..... | 382 | 16,457 |
| Remainder of County..... | 223 | 16,624 | Merced..... | 302 | 38,090 | San Mateo County..... | 1,884 | 173,404 |
| Inyo County..... | 188 | 14,902 | Remainder of County..... | 490 | 31,254 | Belmont..... | 47 | 2,364 |
| Bishop..... | 72 | 7,792 | Modoc County..... | 138 | 11,025 | Burlingame..... | 232 | 28,568 |
| Remainder of County..... | 116 | 7,110 | Alturas..... | 80 | 8,541 | Daly City..... | 141 | 13,388 |
| Kern County..... | 2,324 | 221,936 | Remainder of County..... | 58 | 2,484 | Menlo Park..... | 81 | 6,719 |
| Bakersfield..... | 726 | 113,224 | Mono County..... | 61 | 1,783 | Millbrae..... | 68 | 3,870 |
| Delano..... | 152 | 13,432 | Monterey County..... | 1,556 | 131,190 | Redwood City..... | 281 | 29,810 |
| Taft..... | 68 | 7,218 | Carmel by the Sea..... | 128 | 9,626 | San Bruno..... | 112 | 12,009 |
| Remainder of County..... | 1,378 | 88,062 | Monterey..... | 327 | 29,013 | San Carlos..... | 110 | 11,236 |
| Kings County..... | 506 | 48,255 | Pacific Grove..... | 82 | 7,883 | San Mateo..... | 322 | 34,915 |
| Corcoran..... | 53 | 6,270 | Salinas..... | 406 | 48,433 | South San Francisco..... | 127 | 10,498 |
| Hanford..... | 209 | 25,402 | Remainder of County..... | 613 | 36,235 | Remainder of County..... | 363 | 20,027 |
| Remainder of County..... | 244 | 16,583 | Napa County..... | 464 | 38,648 | Santa Barbara County..... | 1,336 | 117,634 |
| Lake County..... | 222 | 10,343 | Napa..... | 241 | 28,100 | Lompoc..... | 86 | 6,404 |
| Lassen County..... | 175 | 16,520 | Remainder of County..... | 223 | 10,548 | Santa Barbara..... | 710 | 72,607 |
| Susanville..... | 99 | 11,786 | Nevada County..... | 326 | 19,808 | Santa Maria..... | 216 | 22,426 |
| Remainder of County..... | 76 | 4,734 | Grass Valley..... | 133 | 10,067 | Remainder of County..... | 324 | 16,197 |
| Los Angeles County..... | 44,435 | 4,473,290 | Remainder of County..... | 193 | 9,741 | Santa Clara County..... | 2,777 | 279,231 |
| Alhambra..... | 527 | 66,408 | Orange County..... | 2,760 | 207,979 | Gilroy..... | 141 | 9,858 |
| Arcadia..... | 200 | 20,478 | Anaheim..... | 237 | 19,805 | Los Gatos..... | 97 | 8,574 |
| Azusa..... | 103 | 7,885 | Brea..... | 40 | 2,227 | Mountain View..... | 96 | 9,449 |
| Bell..... | 191 | 16,186 | Fullerton..... | 191 | 17,935 | Palo Alto..... | 307 | 40,885 |
| Beverly Hills..... | 572 | 104,191 | Huntington Beach..... | 100 | 5,994 | San Jose..... | 1,230 | 147,603 |
| Burbank..... | 744 | 76,026 | Laguna Beach..... | 203 | 14,259 | Santa Clara..... | 121 | 7,480 |
| Claremont..... | 56 | 3,597 | La Habra..... | 51 | 3,465 | Sunnyvale..... | 86 | 7,535 |
| Compton..... | 415 | 56,265 | Newport Beach..... | 259 | 17,804 | Remainder of County..... | 699 | 47,847 |
| Covina..... | 98 | 8,599 | Orange..... | 129 | 8,742 | Santa Cruz County..... | 866 | 69,235 |
| Culver City..... | 244 | 21,353 | San Clemente..... | 57 | 2,350 | Santa Cruz..... | 385 | 34,716 |
| El Monte..... | 181 | 19,728 | Santa Ana..... | 656 | 69,277 | Watsonville..... | 214 | 22,559 |
| El Segundo..... | 53 | 4,617 | Seal Beach..... | 49 | 2,702 | Remainder of County..... | 267 | 11,960 |
| Gardena..... | 211 | 15,137 | Remainder of County..... | 788 | 43,419 | Shasta County..... | 537 | 42,102 |
| Glendale..... | 1,215 | 138,136 | Placer County..... | 571 | 38,273 | Redding..... | 209 | 28,382 |
| | | | Auburn..... | 113 | 11,739 | Remainder of County..... | 328 | 13,720 |
| | | | Roseville..... | 144 | 13,156 | Sierra County..... | 34 | 1,584 |
| | | | Remainder of County..... | 314 | 13,378 | Siskiyou County..... | 485 | 30,897 |
| | | | Plumas County..... | 216 | 13,036 | Yreka City..... | 106 | 10,444 |
| | | | | | | Remainder of County..... | 379 | 20,453 |

Standard Notes: (D) Withheld to avoid disclosure. (NA) Not available.

Data in this table differ from those which appeared in the publications of the 1948 Census of Retail Trade. For a description of the adjustments see Comparison of 1948 and 1954 Censuses in the Introduction.

Table 102A. RETAIL TRADE: 1948¹— COUNTIES; CITIES OF 2,500 INHABITANTS OR MORE— Continued

Establishments and Sales

| County and city | Establishments, 1948 (Number) | Sales, 1948 (\$1,000) | County and city | Establishments, 1948 (Number) | Sales, 1948 (\$1,000) | County and city | Establishments, 1948 (Number) | Sales, 1948 (\$1,000) |
|--------------------------|----------------------------------|--------------------------|--------------------------|----------------------------------|--------------------------|--------------------------|----------------------------------|--------------------------|
| Solano County..... | 947 | 86,480 | Sutter County..... | 209 | 15,095 | Tuolumne County..... | 201 | 12,585 |
| Benicia..... | 56 | 3,730 | Yuba City..... | 96 | 8,781 | Ventura County..... | 1,293 | 96,610 |
| Fairfield..... | 61 | 6,034 | Remainder of County..... | 113 | 6,314 | Fillmore..... | 86 | 5,238 |
| Vacaville..... | 50 | 3,940 | Tehama County..... | 235 | 19,228 | Ojai..... | 35 | 2,301 |
| Vallejo..... | 461 | 49,053 | Corning..... | 60 | 4,622 | Oxnard..... | 279 | 24,820 |
| Remainder of County..... | 319 | 23,723 | Red Bluff..... | 97 | 11,539 | San Buenaventura..... | 339 | 37,515 |
| Sonoma County..... | 1,305 | 125,831 | Remainder of County..... | 78 | 3,067 | Santa Paula..... | 153 | 11,632 |
| Healdsburg..... | 92 | 7,073 | Trinity County..... | 74 | 2,764 | Remainder of County..... | 401 | 15,104 |
| Petaluma..... | 149 | 32,345 | Tulare County..... | 1,594 | 132,148 | Yolo County..... | 394 | 33,550 |
| Santa Rosa..... | 394 | 47,456 | Dinuba..... | 100 | 9,091 | Davis..... | 40 | 3,148 |
| Sebastopol..... | 74 | 8,064 | Exeter..... | 68 | 5,477 | Woodland..... | 150 | 17,866 |
| Remainder of County..... | 596 | 30,893 | Lindsay..... | 84 | 5,854 | Remainder of County..... | 204 | 12,536 |
| Stanislaus County..... | 1,416 | 144,075 | Porterville..... | 193 | 22,597 | Yuba County..... | 391 | 37,515 |
| Modesto..... | 500 | 75,716 | Tulare..... | 214 | 27,232 | Marysville..... | 258 | 33,000 |
| Turlock..... | 187 | 20,834 | Visalia..... | 250 | 29,515 | Remainder of County..... | 133 | 4,515 |
| Remainder of County..... | 729 | 47,525 | Remainder of County..... | 685 | 32,382 | | | |

Standard Notes: (D) Withheld to avoid disclosure. (NA) Not available.

¹Data in this table differ from those which appeared in the publications of the 1948 Census of Retail Trade. For a description of the adjustments see Comparison of 1948 and 1954 Censuses in the Introduction.

Table 103. RETAIL TRADE: 1954 — STANDARD METROPOLITAN AREAS

Establishments, Sales, Payroll, and Personnel, by Kind of Business

| Standard metropolitan area and kind of business | Establishments | | Sales | | Payroll, entire year (\$1,000) | Payroll, workweek ended nearest Nov. 15 | | Paid employees, workweek ended nearest Nov. 15 | | Proprietors (unincorporated businesses only) ¹ (Number) |
|--|-----------------------------|-----------------------|--|---------------------------------------|--------------------------------|---|-------------------------|--|------------------------|--|
| | Total ¹ (Number) | With payroll (Number) | Total, all establishments ¹ (\$1,000) | Establishments with payroll (\$1,000) | | Total (Dollars) | Full workweek (Dollars) | Total (Number) | Full workweek (Number) | |
| FRESNO STANDARD METROPOLITAN AREA—Coextensive with Fresno County, Calif. | | | | | | | | | | |
| Retail trade, total..... | 3,761 | 2,351 | 369,863 | 336,167 | 38,942 | 771,604 | 719,079 | 13,112 | 10,884 | 4,206 |
| Food Stores | | | | | | | | | | |
| Total..... | 781 | 423 | 96,392 | 84,166 | 5,891 | 117,309 | 101,614 | 1,896 | 1,419 | 922 |
| Grocery stores..... | 585 | 307 | 82,040 | 71,474 | 4,527 | 90,193 | 77,257 | 1,421 | 1,061 | 700 |
| Meat markets..... | 78 | 54 | 7,869 | 7,161 | 611 | 11,458 | 9,968 | 178 | 118 | 79 |
| Fish (seafood) markets..... | 5 | 3 | (D) | (D) | (D) | (D) | (D) | (D) | (D) | (D) |
| Fruit stores, vegetable markets..... | 34 | 4 | 580 | 184 | 20 | 400 | 360 | 5 | 6 | 44 |
| Candy, nut, confectionery stores..... | 14 | 10 | 463 | 437 | 57 | 1,040 | 998 | 29 | 27 | 18 |
| Bakery products stores..... | 37 | 27 | 1,489 | 1,369 | 396 | 8,841 | 8,088 | 167 | 131 | 41 |
| Bakeries, with baking on premises..... | (NA) | 25 | (NA) | (D) | (D) | (D) | (D) | (D) | (D) | (NA) |
| Bakeries, without baking on premises..... | (NA) | 2 | (NA) | (D) | (D) | (D) | (D) | (D) | (D) | (NA) |
| Delicatessen stores..... | 1 | 1 | (D) | (D) | (D) | (D) | (D) | (D) | (D) | (D) |
| Food stores, n.e.c..... | 25 | 17 | 3,329 | 3,005 | 252 | 4,815 | 4,381 | 84 | 67 | 28 |
| Eating, Drinking Places | | | | | | | | | | |
| Total..... | 727 | 519 | 26,729 | 24,155 | 5,416 | 110,700 | 103,541 | 2,486 | 2,112 | 916 |
| Eating places (except refreshment stands)..... | 417 | 281 | 16,135 | 14,503 | 3,730 | 74,119 | 69,978 | 1,707 | 1,463 | 536 |
| Restaurants, cafeterias..... | (NA) | 280 | (NA) | (D) | (D) | (D) | (D) | (D) | (D) | (NA) |
| Caterers..... | (NA) | 1 | (NA) | (D) | (D) | (D) | (D) | (D) | (D) | (NA) |
| In-plant food contractors..... | (NA) | ••• | (NA) | ••• | ••• | ••• | ••• | ••• | ••• | (NA) |
| Refreshment stands..... | 58 | 40 | 1,254 | 1,046 | 178 | 4,159 | 3,679 | 107 | 85 | 74 |
| Drinking places..... | 250 | 198 | 9,334 | 8,606 | 1,508 | 32,422 | 29,884 | 672 | 564 | 304 |
| General Merchandise Group | | | | | | | | | | |
| Total..... | 136 | 100 | 28,890 | 27,788 | 3,990 | 82,254 | 74,964 | 1,886 | 1,500 | 115 |
| Department stores..... | 5 | 5 | 14,809 | 14,809 | 2,398 | 50,822 | 47,505 | 1,053 | 902 | ••• |
| Dry goods, general merchandise stores..... | 46 | 34 | 4,898 | 4,588 | 446 | 9,049 | 8,271 | 214 | 158 | 45 |
| General stores..... | 21 | 15 | 1,930 | 1,600 | 96 | 2,185 | 1,852 | 44 | 32 | 25 |
| Variety stores..... | 62 | 46 | 7,111 | 6,791 | 1,050 | 20,198 | 17,336 | 575 | 408 | 43 |
| Apparel, Accessories Stores | | | | | | | | | | |
| Total..... | 239 | 193 | 22,895 | 21,909 | 2,877 | 57,374 | 51,401 | 1,140 | 795 | 213 |
| Shoe stores..... | 47 | 37 | 4,243 | 4,053 | 525 | 9,586 | 8,688 | 175 | 125 | 29 |
| Men's shoe stores..... | (NA) | 5 | (NA) | 227 | 28 | 745 | 745 | 13 | 13 | (NA) |
| Women's shoe stores..... | (NA) | 7 | (NA) | 991 | 139 | 2,439 | 2,174 | 49 | 29 | (NA) |
| Children's, juveniles' shoe stores..... | (NA) | ••• | (NA) | ••• | ••• | ••• | ••• | ••• | ••• | (NA) |
| Family shoe stores..... | (NA) | 25 | (NA) | 2,835 | 358 | 6,402 | 5,769 | 113 | 83 | (NA) |
| Men's, boys' clothing and furnishings stores..... | (NA) | 30 | (NA) | 3,605 | 489 | 10,660 | 9,095 | 173 | 111 | (NA) |
| Men's, boys' clothing stores..... | (NA) | 22 | (NA) | 2,789 | 397 | 8,997 | 7,691 | 143 | 92 | (NA) |
| Men's, boys' furnishings stores..... | (NA) | 8 | (NA) | 816 | 92 | 1,663 | 1,404 | 30 | 19 | (NA) |
| Family clothing stores..... | (NA) | 28 | (NA) | 5,050 | 677 | 13,003 | 11,428 | 267 | 198 | (NA) |
| Women's clothing, specialty stores..... | 91 | 79 | 8,077 | 7,885 | 1,016 | 19,970 | 18,142 | 451 | 292 | 81 |
| Ready-to-wear stores..... | (NA) | 51 | (NA) | 6,723 | 874 | 17,531 | 15,902 | 398 | 250 | (NA) |
| Millinery stores..... | (NA) | 9 | (NA) | 361 | 64 | 1,138 | 1,038 | 27 | 22 | (NA) |
| Clothing, specialty stores, n.e.c..... | (NA) | 19 | (NA) | 801 | 78 | 1,301 | 1,202 | 26 | 20 | (NA) |
| Children's, infants' wear stores..... | 20 | 12 | 1,166 | 990 | 118 | 3,033 | 2,954 | 54 | 50 | 19 |
| Apparel stores, n.e.c..... | 7 | 7 | 326 | 326 | 52 | 1,122 | 1,094 | 20 | 19 | 9 |
| Furniture, Home Furnishings, Appliance Dealers | | | | | | | | | | |
| Total..... | 246 | 162 | 27,041 | 25,523 | 3,767 | 72,870 | 70,239 | 1,007 | 913 | 273 |
| Furniture, home furnishings stores..... | 123 | 91 | 15,149 | 14,677 | 2,312 | 43,313 | 42,172 | 583 | 540 | 127 |
| Furniture stores..... | (NA) | 60 | (NA) | 10,698 | 1,666 | 29,657 | 29,270 | 392 | 369 | (NA) |
| Floor covering stores..... | (NA) | 14 | (NA) | 2,249 | 378 | 7,700 | 7,503 | 84 | 80 | (NA) |
| Home furnishings stores, n.e.c., antique stores..... | (NA) | 17 | (NA) | 1,730 | 268 | 5,956 | 5,399 | 107 | 91 | (NA) |
| Household appliance, radio, TV stores..... | 121 | 71 | 11,876 | 10,846 | 1,455 | 29,557 | 28,067 | 424 | 373 | 144 |
| Household appliance stores..... | (NA) | 25 | (NA) | 1,873 | 194 | 3,537 | 3,475 | 58 | 56 | (NA) |
| Appliance, radio, TV stores..... | (NA) | 27 | (NA) | 6,662 | 948 | 19,832 | 18,709 | 280 | 241 | (NA) |
| Radio, TV stores..... | (NA) | 19 | (NA) | 2,311 | 313 | 6,188 | 5,883 | 86 | 76 | (NA) |
| Automotive Group | | | | | | | | | | |
| Total..... | 205 | 145 | 50,046 | 47,950 | 5,304 | 100,106 | 98,896 | 1,208 | 1,176 | 228 |
| Passenger car dealers (franchised)..... | 63 | 59 | 36,147 | 35,361 | 3,987 | 76,317 | 75,702 | 864 | 849 | 67 |
| Passenger car dealers (nonfranchised)..... | 67 | 43 | 8,110 | 7,468 | 579 | 9,725 | 9,654 | 142 | 140 | 74 |
| Tire, battery, accessory dealers..... | 61 | 33 | 4,464 | 3,984 | 655 | 12,524 | 12,051 | 181 | 168 | 76 |
| Motorcycle, aircraft, boat dealers..... | 11 | 7 | 698 | 510 | 56 | 1,098 | 1,047 | 16 | 14 | 11 |
| Household trailer dealers..... | 3 | 3 | 627 | 627 | 27 | 442 | 442 | 5 | 5 | ••• |
| Automotive dealers, n.e.c..... | ••• | ••• | ••• | ••• | ••• | ••• | ••• | ••• | ••• | ••• |
| Gasoline Service Stations | | | | | | | | | | |
| Total..... | 464 | 294 | 25,313 | 20,927 | 1,979 | 41,037 | 36,268 | 773 | 570 | 512 |
| Lumber, Bldg. Mads., Hardware, Farm Equipment Dealers | | | | | | | | | | |
| Total..... | 204 | 156 | 35,373 | 34,301 | 4,479 | 85,982 | 84,233 | 1,056 | 998 | 194 |
| Farm equipment dealers..... | 42 | 36 | 12,650 | 12,582 | 1,891 | 35,904 | 35,763 | 393 | 385 | 31 |
| Lumber, building materials dealers..... | 66 | 58 | 15,501 | 15,347 | 1,729 | 33,548 | 32,704 | 414 | 391 | 57 |
| Paint, glass, wallpaper stores..... | 10 | 6 | 903 | 777 | 91 | 2,006 | 1,899 | 29 | 23 | 10 |
| Plumbing, electrical supply stores..... | 22 | 16 | 1,384 | 1,304 | 210 | 4,251 | 4,083 | 56 | 53 | 27 |
| Hardware stores..... | 64 | 40 | 4,935 | 4,291 | 558 | 10,273 | 9,784 | 164 | 146 | 69 |
| Drug Stores, Proprietary Stores | | | | | | | | | | |
| Total..... | 92 | 76 | 12,484 | 11,984 | 1,384 | 28,743 | 25,970 | 535 | 403 | 102 |
| Drug stores..... | (NA) | 71 | (NA) | (D) | 1,337 | 28,073 | 25,336 | 519 | 389 | (NA) |
| Proprietary stores..... | (NA) | 5 | (NA) | (D) | 47 | 670 | 634 | 16 | 14 | (NA) |
| Other Retail Stores | | | | | | | | | | |
| Total..... | 527 | 269 | 39,846 | 34,456 | 3,288 | 65,642 | 62,388 | 1,003 | 877 | 584 |
| Liquor stores..... | 85 | 45 | 5,154 | 3,704 | 226 | 4,298 | 3,496 | 90 | 52 | 96 |
| Fuel, ice dealers..... | 33 | 25 | 2,528 | 2,466 | 255 | 5,621 | 5,325 | 80 | 76 | 27 |
| Fuel dealers (coal, wood)..... | (NA) | 4 | (NA) | (D) | (D) | (D) | (D) | (D) | (D) | (NA) |
| Liquefied petroleum gas dealers..... | (NA) | 20 | (NA) | 2,328 | 240 | 5,299 | 5,080 | 73 | 72 | (NA) |
| Fuel oil dealers..... | (NA) | ••• | (NA) | ••• | ••• | ••• | ••• | ••• | ••• | (NA) |
| Ice dealers..... | (NA) | 1 | (NA) | (D) | (D) | (D) | (D) | (D) | (D) | (NA) |
| Hay, grain, feed stores..... | 25 | 17 | 14,012 | 13,760 | 495 | 9,715 | 9,706 | 118 | 117 | 21 |
| Farm, garden supply stores..... | 40 | 24 | 2,878 | 2,322 | 442 | 8,986 | 8,889 | 104 | 98 | 38 |

Standard Notes: (D) Withheld to avoid disclosure. (NA) Not available. n.e.c. Not elsewhere classified. XXX Not applicable. (Z) Less than \$500. ... Represents zero.
¹ Group totals may include data for establishments without payroll which could not be classified by detailed kind of business.

Table 103. RETAIL TRADE: 1954 — STANDARD METROPOLITAN AREAS — Continued

Establishments, Sales, Payroll, and Personnel, by Kind of Business

| Standard metropolitan area and kind of business | Establishments | | Sales | | Payroll, entire year (\$1,000) | Payroll, workweek ended nearest Nov. 15 | | Paid employees, workweek ended nearest Nov. 15 | | Proprietors (unincorporated businesses only) (Number) |
|--|--|-----------------------|--|---------------------------------------|--------------------------------|---|-------------------------|--|------------------------|---|
| | Total ¹ (Number) | With payroll (Number) | Total, all establishments ¹ (\$1,000) | Establishments with payroll (\$1,000) | | Total (Dollars) | Full workweek (Dollars) | Total (Number) | Full workweek (Number) | |
| | FRESNO STANDARD METROPOLITAN AREA—Con. | | | | | | | | | |
| Other Retail Stores—Con. | | | | | | | | | | |
| Jewelry stores..... | 46 | 30 | 3,320 | 2,852 | 418 | 8,487 | 7,949 | 120 | 107 | 50 |
| Book stores..... | 3 | 3 | (D) | (D) | (D) | (D) | (D) | (D) | (D) | (D) |
| Stationery stores..... | 16 | 10 | 1,270 | 1,182 | 175 | 3,299 | 3,272 | 62 | 58 | 19 |
| Sporting goods stores..... | 27 | 11 | 997 | 653 | 85 | 1,810 | 1,644 | 30 | 25 | 34 |
| Bicycle stores..... | 7 | 3 | 161 | 87 | 9 | 385 | 145 | 7 | 3 | 8 |
| Florists..... | 40 | 20 | 927 | 695 | 106 | 2,016 | 1,908 | 40 | 36 | 50 |
| Cigar stores, stands..... | 12 | 8 | 363 | 323 | 49 | 977 | 937 | 18 | 16 | 13 |
| News dealers, newsstands..... | 2 | 2 | (D) | (D) | (D) | (D) | (D) | (D) | (D) | (D) |
| Gift, novelty, souvenir stores..... | 19 | 9 | 457 | 261 | 27 | 319 | 211 | 10 | 5 | 21 |
| Music stores..... | 14 | 10 | 1,095 | 1,095 | 154 | 3,049 | 2,934 | 50 | 45 | 16 |
| Camera, photographic supply stores..... | 3 | 3 | 604 | 604 | 82 | 1,495 | 1,325 | 26 | 17 | 2 |
| Luggage, leather goods stores..... | 7 | 3 | 234 | 178 | 17 | 900 | 720 | 15 | 12 | 10 |
| Optical goods stores..... | 10 | 4 | 270 | 206 | 37 | 930 | 907 | 13 | 12 | 9 |
| Office, store machine and equipment dealers..... | 3 | 3 | 565 | 565 | 163 | 3,087 | 3,087 | 36 | 36 | 4 |
| Retail stores (except second-hand) n.e.c..... | 24 | 24 | 1,642 | 1,642 | 197 | 4,231 | 4,023 | 99 | 88 | 23 |
| Second-hand stores..... | 43 | 15 | 1,937 | 1,593 | 327 | 5,809 | 5,710 | 78 | 71 | 55 |
| Nonstore Retailers | | | | | | | | | | |
| Total..... | 140 | 14 | 4,856 | 3,008 | 567 | 9,587 | 9,565 | 122 | 121 | 147 |
| Mail order houses..... | 2 | ... | (D) | ... | ... | ... | ... | ... | ... | (D) |
| Direct selling (house-to-house) organizations..... | 128 | 12 | 4,073 | (D) | (D) | (D) | (D) | (D) | (D) | (D) |
| Merchandise vending machine operators..... | 10 | 2 | (D) | (D) | (D) | (D) | (D) | (D) | (D) | (D) |

LOS ANGELES-LONG BEACH STANDARD METROPOLITAN AREA--Consists of Los Angeles and Orange Counties, Calif.

| | | | | | | | | | | |
|--|--------|--------|-----------|-----------|---------|------------|------------|---------|---------|--------|
| Retail trade, total..... | 51,941 | 34,845 | 7,101,059 | 6,717,077 | 850,513 | 16,549,886 | 15,372,111 | 275,112 | 227,739 | 54,890 |
| Food Stores | | | | | | | | | | |
| Total..... | 8,041 | 4,999 | 1,722,540 | 1,623,826 | 146,706 | 2,961,256 | 2,678,701 | 40,454 | 32,093 | 8,743 |
| Grocery stores..... | 4,485 | 2,797 | 1,467,800 | 1,404,442 | 118,938 | 2,413,418 | 2,171,354 | 31,468 | 24,621 | 4,855 |
| Meat markets..... | 1,049 | 631 | 103,942 | 88,804 | 7,779 | 153,707 | 141,616 | 2,025 | 1,658 | 1,274 |
| Fish (seafood) markets..... | 97 | 39 | 4,826 | 3,492 | 388 | 7,884 | 7,462 | 119 | 103 | 112 |
| Fruit stores, vegetable markets..... | 495 | 201 | 29,480 | 23,632 | 2,868 | 53,900 | 49,125 | 825 | 631 | 649 |
| Candy, nut, confectionery stores..... | 275 | 219 | 11,897 | 11,077 | 1,711 | 35,276 | 31,903 | 787 | 625 | 191 |
| Bakery products stores..... | 839 | 661 | 41,158 | 38,462 | 7,449 | 155,601 | 143,951 | 2,195 | 2,543 | 732 |
| Bakeries, with baking on premises..... | (NA) | 401 | (NA) | 20,211 | 5,356 | 106,476 | 97,761 | 2,057 | 1,701 | (NA) |
| Bakeries, without baking on premises..... | (NA) | 260 | (NA) | 18,251 | 2,093 | 49,125 | 46,190 | 928 | 842 | (NA) |
| Delicatessen stores..... | 188 | 142 | 19,316 | 18,108 | 2,303 | 43,221 | 41,196 | 768 | 656 | 250 |
| Food stores, n.e.c..... | 525 | 309 | 41,569 | 35,809 | 5,270 | 98,249 | 92,094 | 1,467 | 1,226 | 564 |
| Eating, Drinking Places | | | | | | | | | | |
| Total..... | 10,038 | 7,696 | 561,414 | 525,086 | 140,093 | 2,827,195 | 2,612,748 | 59,430 | 49,380 | 11,560 |
| Eating places (except refreshment stands)..... | 6,947 | 5,081 | 417,263 | 389,315 | 108,691 | 2,175,501 | 2,023,660 | 46,380 | 39,054 | 7,904 |
| Restaurants, cafeterias..... | (NA) | 4,943 | (NA) | 375,884 | 105,103 | 2,103,903 | 1,961,878 | 44,600 | 37,885 | (NA) |
| Caterers..... | (NA) | 76 | (NA) | 6,417 | 1,906 | 32,445 | 27,282 | 857 | 516 | (NA) |
| In-plant food contractors..... | (NA) | 62 | (NA) | 6,014 | 1,982 | 39,153 | 34,506 | 923 | 653 | (NA) |
| Refreshment stands..... | 721 | 477 | 24,243 | 20,735 | 3,625 | 72,912 | 56,486 | 2,018 | 1,265 | 776 |
| Drinking places..... | 2,356 | 2,138 | 119,698 | 116,036 | 27,777 | 578,782 | 532,602 | 11,032 | 9,061 | 2,862 |
| General Merchandise Group | | | | | | | | | | |
| Total..... | 1,449 | 1,073 | 728,895 | 721,847 | 108,796 | 1,980,991 | 1,777,971 | 45,299 | 34,877 | 1,265 |
| Department stores..... | 71 | 71 | 533,245 | 533,245 | 81,229 | 1,434,344 | 1,307,397 | 31,438 | 25,813 | 4 |
| Dry goods, general merchandise stores..... | 662 | 450 | 98,014 | 94,032 | 12,260 | 243,071 | 220,915 | 4,820 | 3,655 | 681 |
| General stores..... | 43 | 25 | 5,906 | 5,470 | 549 | 11,083 | 10,496 | 221 | 189 | 55 |
| Variety stores..... | 667 | 527 | 91,584 | 89,100 | 14,758 | 292,493 | 239,163 | 8,820 | 5,220 | 515 |
| Apparel, Accessories Stores | | | | | | | | | | |
| Total..... | 4,303 | 3,513 | 459,640 | 445,372 | 63,032 | 1,171,967 | 1,069,056 | 23,091 | 18,251 | 3,796 |
| Shoe stores..... | 900 | 800 | 82,196 | 80,168 | 11,126 | 206,006 | 185,466 | 3,479 | 2,442 | 516 |
| Men's shoe stores..... | (NA) | 88 | (NA) | 5,639 | 712 | 13,272 | 12,338 | 202 | 159 | (NA) |
| Women's shoe stores..... | (NA) | 126 | (NA) | 21,049 | 3,013 | 56,896 | 51,723 | 1,006 | 673 | (NA) |
| Children's, juveniles' shoe stores..... | (NA) | 47 | (NA) | 3,537 | 564 | 10,249 | 9,062 | 187 | 133 | (NA) |
| Family shoe stores..... | (NA) | 539 | (NA) | 49,943 | 6,837 | 125,589 | 112,343 | 2,084 | 1,477 | (NA) |
| Men's, boys' clothing and furnishings stores..... | (NA) | 592 | (NA) | 91,272 | 12,610 | 230,017 | 213,865 | 3,863 | 3,075 | (NA) |
| Men's, boys' clothing stores..... | (NA) | 430 | (NA) | 76,140 | 10,949 | 198,929 | 185,546 | 3,323 | 2,660 | (NA) |
| Men's, boys' furnishings stores..... | (NA) | 162 | (NA) | 15,132 | 1,661 | 31,088 | 28,319 | 540 | 415 | (NA) |
| Family clothing stores..... | (NA) | 195 | (NA) | 62,466 | 8,500 | 164,425 | 141,478 | 3,446 | 2,437 | (NA) |
| Women's clothing, specialty stores..... | 1,694 | 1,416 | 185,079 | 180,245 | 25,804 | 468,165 | 433,189 | 10,490 | 8,823 | 1,567 |
| Ready-to-wear stores..... | (NA) | 1,112 | (NA) | 162,616 | 23,296 | 420,249 | 390,457 | 9,444 | 7,988 | (NA) |
| Millinery stores..... | (NA) | 102 | (NA) | 5,333 | 931 | 16,936 | 15,091 | 365 | 315 | (NA) |
| Clothing, specialty stores, n.e.c..... | (NA) | 202 | (NA) | 12,296 | 1,577 | 30,980 | 27,641 | 661 | 520 | (NA) |
| Children's, infants' wear stores..... | 311 | 233 | 16,212 | 14,432 | 1,238 | 28,162 | 24,246 | 717 | 513 | 360 |
| Apparel stores, n.e.c..... | 395 | 277 | 17,921 | 16,789 | 3,754 | 75,192 | 70,814 | 1,096 | 961 | 400 |
| Furniture, Home Furnishings, Appliance Dealers | | | | | | | | | | |
| Total..... | 3,822 | 2,818 | 459,994 | 437,162 | 57,544 | 1,139,157 | 1,096,977 | 15,448 | 14,069 | 4,005 |
| Furniture, home furnishings stores..... | 2,355 | 1,799 | 313,261 | 299,425 | 40,936 | 822,607 | 795,453 | 10,962 | 10,100 | 2,499 |
| Furniture stores..... | (NA) | 1,026 | (NA) | 223,805 | 28,105 | 563,597 | 548,011 | 7,364 | 6,836 | (NA) |
| Floor covering stores..... | (NA) | 238 | (NA) | 38,085 | 6,532 | 126,329 | 121,912 | 1,482 | 1,389 | (NA) |
| Home furnishings stores, n.e.c., antique stores..... | (NA) | 535 | (NA) | 37,535 | 6,299 | 132,681 | 125,530 | 2,116 | 1,875 | (NA) |
| Household appliance, radio, TV stores..... | 1,441 | 1,019 | 146,267 | 137,737 | 16,608 | 316,550 | 301,524 | 4,486 | 3,969 | 1,476 |
| Household appliance stores..... | (NA) | 368 | (NA) | 42,215 | 5,089 | 95,772 | 93,336 | 1,392 | 1,323 | (NA) |
| Appliance, radio, TV stores..... | (NA) | 323 | (NA) | 61,799 | 6,422 | 121,544 | 116,268 | 1,691 | 1,477 | (NA) |
| Radio, TV stores..... | (NA) | 328 | (NA) | 33,723 | 5,097 | 99,234 | 91,920 | 1,403 | 1,169 | (NA) |
| Automotive Group | | | | | | | | | | |
| Total..... | 2,409 | 1,851 | 1,294,704 | 1,277,252 | 126,727 | 2,423,275 | 2,396,471 | 26,950 | 26,168 | 2,185 |
| Passenger car dealers (franchised)..... | 675 | 651 | 1,069,372 | 1,068,000 | 107,634 | 2,050,251 | 2,034,655 | 22,084 | 21,717 | 382 |
| Passenger car dealers (nonfranchised)..... | 756 | 540 | 130,608 | 122,368 | 7,436 | 143,569 | 140,461 | 1,785 | 1,688 | 817 |
| Tire, battery, accessory dealers..... | 687 | 471 | 61,225 | 56,585 | 9,322 | 183,531 | 177,077 | 2,460 | 2,206 | 681 |
| Motorcycle, aircraft, boat dealers..... | 139 | 97 | 12,039 | 10,771 | 1,117 | 23,584 | 22,652 | 335 | 297 | 152 |
| Household trailer dealers..... | 123 | 85 | 20,144 | 18,532 | 940 | 16,132 | 15,467 | 218 | 194 | 124 |
| Automotive dealers, n.e.c..... | 7 | 7 | 996 | 996 | 278 | 6,208 | 6,159 | 68 | 66 | 7 |

Standard Notes: (D) Withheld to avoid disclosure. (NA) Not available. n.e.c. Not elsewhere classified. XXXX Not applicable. (Z) Less than \$500. ... Represents zero.
¹ Group totals may include data for establishments without payroll which could not be classified by detailed kind of business.

Table 103. RETAIL TRADE: 1954 — STANDARD METROPOLITAN AREAS — Continued

Establishments, Sales, Payroll, and Personnel, by Kind of Business

| Standard metropolitan area and kind of business | Establishments | | Sales | | Payroll, entire year (\$1,000) | Payroll, workweek ended nearest Nov. 15 | | Paid employees, workweek ended nearest Nov. 15 | | Proprietors (unincorporated businesses only) (Number) |
|--|-----------------------------|-----------------------|--|---------------------------------------|--------------------------------|---|-------------------------|--|------------------------|---|
| | Total ¹ (Number) | With payroll (Number) | Total, all establishments ¹ (\$1,000) | Establishments with payroll (\$1,000) | | Total (Dollars) | Full workweek (Dollars) | Total (Number) | Full workweek (Number) | |
| LOS ANGELES-LONG BEACH STANDARD METROPOLITAN AREA--Co. | | | | | | | | | | |
| Gasoline Service Stations | | | | | | | | | | |
| Total | 5,893 | 4,489 | 486,824 | 445,256 | 46,597 | 938,072 | 852,255 | 16,511 | 13,049 | 6,424 |
| Lumber, Bldg. Mats., Hardware, Farm Equipment Dealers | | | | | | | | | | |
| Total | 2,160 | 1,570 | 396,422 | 380,950 | 42,277 | 817,802 | 783,437 | 10,392 | 9,311 | 2,191 |
| Farm equipment dealers | 51 | 43 | 9,894 | 9,636 | 1,136 | 22,407 | 22,079 | 276 | 269 | 58 |
| Lumber, building materials dealers | 713 | 587 | 271,980 | 267,040 | 26,882 | 519,276 | 501,399 | 5,986 | 5,584 | 638 |
| Paint, glass, wallpaper stores | 523 | 315 | 32,955 | 28,041 | 3,631 | 73,099 | 70,441 | 1,030 | 927 | 551 |
| Plumbing, electrical supply stores | 189 | 129 | 16,070 | 15,152 | 2,858 | 55,911 | 52,157 | 644 | 538 | 206 |
| Hardware stores | 678 | 496 | 65,439 | 61,081 | 7,770 | 147,109 | 137,361 | 2,456 | 1,993 | 730 |
| Drug Stores, Proprietary Stores | | | | | | | | | | |
| Total | 1,415 | 1,255 | 233,367 | 228,617 | 32,667 | 620,899 | 536,007 | 11,261 | 8,118 | 1,389 |
| Drug stores | (NA) | 1,196 | (NA) | 224,532 | 32,305 | 613,985 | 529,795 | 11,110 | 8,004 | (NA) |
| Proprietary stores | (NA) | 59 | (NA) | 4,085 | 362 | 6,914 | 6,212 | 151 | 114 | (NA) |
| Other Retail Stores | | | | | | | | | | |
| Total | 8,931 | 5,103 | 559,525 | 476,377 | 53,242 | 1,066,496 | 990,870 | 17,748 | 14,747 | 9,725 |
| Liquor stores | 2,055 | 1,477 | 191,577 | 163,217 | 10,043 | 200,965 | 175,140 | 3,493 | 2,567 | 2,381 |
| Fuel, ice dealers | 144 | 50 | 5,918 | 4,910 | 922 | 17,558 | 17,352 | 226 | 216 | 148 |
| Fuel dealers (coal, wood) | (NA) | 11 | (NA) | 744 | 77 | 2,048 | 1,940 | 34 | 30 | (NA) |
| Liquefied petroleum gas dealers | (NA) | 20 | (NA) | 3,000 | 665 | 12,345 | 12,320 | 143 | 142 | (NA) |
| Fuel oil dealers | (NA) | 5 | (NA) | 811 | 94 | 1,585 | 1,585 | 19 | 19 | (NA) |
| Ice dealers | (NA) | 13 | (NA) | 355 | 86 | 1,580 | 1,507 | 30 | 25 | (NA) |
| Hay, grain, feed stores | 212 | 124 | 50,556 | 47,372 | 2,550 | 46,820 | 45,639 | 548 | 503 | 216 |
| Farm, garden supply stores | 271 | 167 | 16,985 | 14,663 | 2,145 | 40,416 | 37,285 | 644 | 551 | 301 |
| Jewelry stores | 951 | 545 | 62,074 | 56,110 | 9,285 | 189,081 | 181,479 | 2,575 | 2,329 | 936 |
| Book stores | 145 | 83 | 7,782 | 6,768 | 995 | 20,506 | 18,390 | 443 | 312 | 140 |
| Stationery stores | 293 | 225 | 32,505 | 31,409 | 5,500 | 104,844 | 100,102 | 1,741 | 1,507 | 313 |
| Sporting goods stores | 279 | 181 | 18,517 | 16,055 | 1,875 | 41,704 | 39,367 | 579 | 490 | 298 |
| Bicycle stores | 112 | 60 | 3,168 | 2,248 | 245 | 5,000 | 4,158 | 101 | 68 | 122 |
| Florists | 531 | 345 | 15,622 | 12,996 | 2,302 | 45,088 | 41,881 | 853 | 702 | 586 |
| Cigar stores, stands | 161 | 53 | 4,487 | 2,761 | 245 | 4,892 | 4,527 | 106 | 90 | 158 |
| News dealers, newsstands | 265 | 79 | 8,277 | 4,007 | 390 | 8,588 | 7,360 | 296 | 224 | 270 |
| Gift, novelty, souvenir stores | 592 | 322 | 17,263 | 13,845 | 1,587 | 34,493 | 29,601 | 866 | 622 | 688 |
| Music stores | 298 | 186 | 19,340 | 17,414 | 2,636 | 54,923 | 50,507 | 822 | 699 | 290 |
| Camera, photographic supply stores | 226 | 150 | 22,512 | 19,968 | 2,050 | 37,628 | 35,695 | 578 | 500 | 226 |
| Luggage, leather goods stores | 85 | 49 | 4,281 | 3,675 | 430 | 8,064 | 7,817 | 128 | 112 | 82 |
| Optical goods stores | 82 | 74 | 4,332 | 4,208 | 965 | 19,194 | 19,113 | 236 | 231 | 66 |
| Office, store machine and equipment dealers | 93 | 57 | 4,857 | 4,237 | 773 | 16,175 | 15,797 | 212 | 200 | 96 |
| Retail stores (except second-hand) n.e.c. | 501 | 501 | 30,841 | 30,841 | 4,256 | 88,615 | 82,355 | 1,679 | 1,358 | 485 |
| Second-hand stores | 647 | 375 | 22,957 | 19,673 | 4,048 | 81,942 | 77,305 | 1,622 | 1,466 | 717 |
| Nonstore Retailers | | | | | | | | | | |
| Total | 3,480 | 478 | 197,734 | 155,332 | 32,832 | 602,776 | 577,616 | 8,528 | 7,676 | 3,607 |
| Mail order houses | 124 | 86 | 76,138 | 75,324 | 18,543 | 332,580 | 314,299 | 4,399 | 3,850 | 120 |
| Direct selling (house-to-house) organizations | 3,158 | 316 | 94,243 | 55,051 | 11,700 | 220,420 | 215,426 | 3,423 | 3,238 | 3,276 |
| Merchandise vending machine operators | 198 | 76 | 27,353 | 24,957 | 2,589 | 49,776 | 47,891 | 706 | 588 | 211 |
| SACRAMENTO STANDARD METROPOLITAN AREA—Coextensive with Sacramento County, Calif. | | | | | | | | | | |
| Retail trade, total | 3,655 | 2,409 | 450,385 | 419,903 | 52,086 | 1,034,131 | 966,209 | 17,066 | 14,153 | 4,249 |
| Food Stores | | | | | | | | | | |
| Total | 669 | 391 | 113,632 | 101,878 | 7,750 | 155,233 | 146,915 | 2,275 | 1,888 | 818 |
| Grocery stores | 439 | 249 | 98,735 | 89,483 | 6,475 | 129,048 | 122,176 | 1,874 | 1,559 | 555 |
| Meat markets | 101 | 71 | 9,292 | 8,348 | 755 | 15,282 | 14,642 | 197 | 161 | 108 |
| Fish (seafood) markets | 6 | 4 | 402 | (D) | 15 | 244 | 222 | 6 | 5 | 8 |
| Fruit stores, vegetable markets | 46 | 12 | 1,685 | 579 | 52 | 836 | 723 | 15 | 11 | 61 |
| Candy, nut, confectionery stores | 13 | 9 | 704 | (D) | (D) | (D) | (D) | (D) | (D) | (D) |
| Bakery products stores | 34 | 26 | 1,134 | 1,038 | 231 | 5,179 | 4,916 | 94 | 83 | 34 |
| Bakeries, with baking on premises | (NA) | 18 | (NA) | 854 | 200 | 4,257 | 3,994 | 76 | 65 | (NA) |
| Bakeries, without baking on premises | (NA) | 8 | (NA) | 184 | 31 | 922 | 922 | 18 | 18 | (NA) |
| Delicatessen stores | 6 | 6 | 476 | 476 | 48 | 1,222 | 1,172 | 22 | 18 | 10 |
| Food stores, n.e.c. | 22 | 14 | 1,190 | 1,018 | (D) | (D) | (D) | (D) | (D) | (D) |
| Eating, Drinking Places | | | | | | | | | | |
| Total | 820 | 628 | 37,111 | 34,515 | 9,166 | 184,289 | 170,749 | 3,950 | 3,306 | 1,039 |
| Eating places (except refreshment stands) | 450 | 318 | 23,016 | 21,086 | 6,333 | 126,034 | 119,153 | 2,706 | 2,372 | 565 |
| Restaurants, cafeterias | (NA) | 309 | (NA) | 20,524 | 6,208 | 12,632 | 116,946 | 2,632 | 2,315 | (NA) |
| Caterers | (NA) | 7 | (NA) | (D) | (D) | (D) | (D) | (D) | (D) | (NA) |
| In-plant food contractors | (NA) | 2 | (NA) | (D) | (D) | (D) | (D) | (D) | (D) | (NA) |
| Refreshment stands | 54 | 42 | 1,672 | 1,592 | 348 | 6,269 | 5,397 | 156 | 119 | 56 |
| Drinking places | 316 | 268 | 12,423 | 11,837 | 2,485 | 51,986 | 46,199 | 1,088 | 815 | 418 |
| General Merchandise Group | | | | | | | | | | |
| Total | 121 | 81 | 47,635 | 46,955 | 7,219 | 136,264 | 120,669 | 2,775 | 1,964 | 132 |
| Department stores | 7 | 7 | 33,869 | 33,869 | 5,588 | 102,933 | 93,337 | 1,989 | 1,470 | 000 |
| Dry goods, general merchandise stores | 37 | 25 | 5,863 | 5,671 | 585 | 12,408 | 10,427 | 216 | 139 | 47 |
| General stores | 12 | 8 | 646 | 582 | 36 | 525 | 525 | 13 | 13 | 16 |
| Variety stores | 61 | 41 | 7,217 | 6,833 | 1,010 | 20,398 | 16,380 | 557 | 342 | 65 |
| Apparel, Accessories Stores | | | | | | | | | | |
| Total | 242 | 198 | 24,727 | 23,887 | 3,349 | 64,332 | 58,419 | 1,169 | 941 | 211 |
| Shoe stores | 64 | 50 | 5,644 | 5,256 | 716 | 12,374 | 11,180 | 204 | 147 | 49 |
| Men's shoe stores | (NA) | 10 | (NA) | 527 | 82 | 1,162 | 1,138 | 20 | 18 | (NA) |
| Women's shoe stores | (NA) | 10 | (NA) | 1,800 | 262 | 4,719 | 4,424 | 64 | 45 | (NA) |
| Children's, juveniles' shoe stores | (NA) | 6 | (NA) | 270 | 30 | 433 | 419 | 6 | 5 | (NA) |
| Family shoe stores | (NA) | 24 | (NA) | 2,659 | 342 | 6,060 | 5,199 | 114 | 79 | (NA) |
| Men's, boys' clothing and furnishings stores | (NA) | 37 | (NA) | 4,647 | 595 | 11,294 | 10,463 | 161 | 132 | (NA) |
| Men's, boys' clothing stores | (NA) | 27 | (NA) | 3,234 | 414 | 7,935 | 7,385 | 119 | 100 | (NA) |
| Men's, boys' furnishings stores | (NA) | 10 | (NA) | 1,413 | 181 | 3,359 | 3,078 | 42 | 32 | (NA) |
| Family clothing stores | (NA) | 14 | (NA) | 2,767 | 413 | 7,930 | 7,239 | 146 | 117 | (NA) |

Standard Notes: (D) Withheld to avoid disclosure. (NA) Not available. n.e.c. Not elsewhere classified. XXX Not applicable. (Z) Less than \$500. ... Represents zero.
¹ Group totals may include data for establishments without payroll which could not be classified by detailed kind of business.

Table 103. RETAIL TRADE: 1954 — STANDARD METROPOLITAN AREAS — Continued

Establishments, Sales, Payroll, and Personnel, by Kind of Business

| Standard metropolitan area and kind of business | Establishments | | Sales | | Payroll, entire year (\$1,000) | Payroll, workweek ended nearest Nov. 15 | | Paid employees, workweek ended nearest Nov. 15 | | Proprietors (unincorporated businesses only) ¹ (Number) |
|---|-----------------------------|-----------------------|--|---------------------------------------|--------------------------------|---|-------------------------|--|------------------------|--|
| | Total ¹ (Number) | With payroll (Number) | Total, all establishments ¹ (\$1,000) | Establishments with payroll (\$1,000) | | Total (Dollars) | Full workweek (Dollars) | Total (Number) | Full workweek (Number) | |
| SACRAMENTO STANDARD METROPOLITAN AREA—Con. | | | | | | | | | | |
| Apparel, Accessories Stores—Con. | | | | | | | | | | |
| Women's clothing, specialty stores..... | 82 | 76 | 9,579 | 9,459 | 1,406 | 28,339 | 25,239 | 580 | 470 | 67 |
| Ready-to-wear stores..... | (NA) | 49 | (NA) | 8,254 | 1,251 | 25,275 | 22,491 | 506 | 411 | (NA) |
| Millinery stores..... | (NA) | 14 | (NA) | 560 | 90 | 1,729 | 1,544 | 44 | 38 | (NA) |
| Clothing, specialty stores, n.e.c..... | (NA) | 13 | (NA) | 645 | 65 | 1,335 | 1,204 | 30 | 21 | (NA) |
| Children's, infants' wear stores..... | 17 | 11 | 1,117 | (D) | 105 | 2,095 | 2,041 | 40 | 39 | 18 |
| Apparel stores, n.e.c..... | 12 | 10 | 747 | (D) | 114 | 2,300 | 2,257 | 38 | 36 | 12 |
| Furniture, Home Furnishings, Appliance Dealers | | | | | | | | | | |
| Total..... | 222 | 160 | 38,748 | 36,932 | 5,186 | 116,331 | 112,567 | 1,589 | 1,459 | 248 |
| Furniture, home furnishings stores..... | 103 | 75 | 26,111 | 25,689 | 3,814 | 88,187 | 85,190 | 1,192 | 1,087 | 108 |
| Furniture stores..... | (NA) | 44 | (NA) | 22,730 | 3,145 | 73,397 | 70,716 | 1,013 | 918 | (NA) |
| Floor covering stores..... | (NA) | 10 | (NA) | 1,630 | 403 | 8,183 | 8,040 | 87 | 84 | (NA) |
| Home furnishings stores, n.e.c., antique stores..... | (NA) | 21 | (NA) | 1,329 | 266 | 6,607 | 6,434 | 92 | 85 | (NA) |
| Household appliances, radio, TV stores..... | 117 | 85 | 12,629 | 11,243 | 1,372 | 28,144 | 27,377 | 397 | 372 | 138 |
| Household appliance stores..... | (NA) | 28 | (NA) | 4,207 | 510 | 10,457 | 10,267 | 147 | 140 | (NA) |
| Appliance, radio, TV stores..... | (NA) | 23 | (NA) | 3,944 | 459 | 8,602 | 8,341 | 123 | 116 | (NA) |
| Radio, TV stores..... | (NA) | 34 | (NA) | 3,092 | 403 | 9,085 | 8,769 | 127 | 116 | (NA) |
| Automotive Group | | | | | | | | | | |
| Total..... | 193 | 135 | 66,601 | 64,729 | 6,790 | 125,035 | 122,091 | 1,436 | 1,371 | 216 |
| Passenger car dealers (franchised)..... | 39 | 33 | 46,223 | 46,041 | 5,119 | 91,609 | 90,267 | 1,019 | 993 | 38 |
| Passenger car dealers (nonfranchised)..... | 87 | 57 | 12,562 | 11,594 | 736 | 13,811 | 12,820 | 170 | 153 | 109 |
| Tire, battery, accessory dealers..... | 44 | 30 | 5,591 | 5,329 | 795 | 16,213 | 15,872 | 194 | 182 | 46 |
| Motorcycle, aircraft, boat dealers..... | 10 | 10 | 1,012 | 1,012 | 92 | 2,578 | 2,415 | 38 | 32 | 12 |
| Household trailer dealers..... | 12 | 4 | (D) | (D) | (D) | (D) | (D) | (D) | (D) | (D) |
| Automotive dealers, n.e.c..... | 1 | 1 | (D) | (D) | (D) | (D) | (D) | (D) | (D) | (D) |
| Gasoline Service Stations | | | | | | | | | | |
| Total..... | 389 | 287 | 29,706 | 26,540 | 2,545 | 54,546 | 45,695 | 987 | 688 | 458 |
| Lumber, Bldg. Mats., Hardware, Farm Equipment Dealers | | | | | | | | | | |
| Total..... | 200 | 140 | 36,325 | 34,825 | 3,418 | 66,492 | 64,688 | 856 | 802 | 239 |
| Farm equipment dealers..... | 20 | 14 | 3,909 | 3,799 | 490 | 9,468 | 9,371 | 116 | 115 | 20 |
| Lumber, building materials dealers..... | 71 | 53 | 22,569 | 22,115 | 1,905 | 37,470 | 36,922 | 451 | 437 | 76 |
| Paint, glass, wallpaper stores..... | 27 | 17 | 2,012 | 1,776 | 195 | 3,564 | 3,530 | 46 | 45 | 31 |
| Plumbing, electrical supply stores..... | 17 | 13 | 1,330 | 1,304 | 164 | 2,831 | 2,481 | 36 | 30 | 23 |
| Hardware stores..... | 65 | 43 | 6,505 | 5,831 | 664 | 13,159 | 12,384 | 207 | 175 | 89 |
| Drug Stores, Proprietary Stores | | | | | | | | | | |
| Total..... | 103 | 85 | 13,992 | 13,540 | 1,558 | 32,824 | 29,374 | 569 | 436 | 111 |
| Drug stores..... | (NA) | 85 | (NA) | 13,540 | 1,558 | 32,824 | 29,374 | 569 | 436 | (NA) |
| Proprietary stores..... | (NA) | ••• | (NA) | ••• | ••• | ••• | ••• | ••• | ••• | (NA) |
| Other Retail Stores | | | | | | | | | | |
| Total..... | 545 | 281 | 33,897 | 29,537 | 3,945 | 74,731 | 71,376 | 1,151 | 1,003 | 617 |
| Liquor stores..... | 53 | 43 | 3,692 | 3,156 | 208 | 2,943 | 2,479 | 62 | 43 | 67 |
| Fuel, ice dealers..... | 24 | 12 | 1,897 | 1,785 | 296 | 5,110 | 4,893 | 72 | 65 | 24 |
| Fuel dealers (coal, wood)..... | (NA) | 2 | (NA) | (D) | (D) | (D) | (D) | (D) | (D) | (NA) |
| Liquefied petroleum gas dealers..... | (NA) | 8 | (NA) | 1,485 | 207 | 3,728 | 3,670 | 51 | 51 | (NA) |
| Fuel oil dealers..... | (NA) | 2 | (NA) | (D) | (D) | (D) | (D) | (D) | (D) | (NA) |
| Ice dealers..... | (NA) | ••• | (NA) | ••• | ••• | ••• | ••• | ••• | ••• | (NA) |
| Hay, grain, feed stores..... | 25 | 21 | 6,433 | 6,265 | 689 | 11,902 | 11,763 | 130 | 121 | 24 |
| Farm, garden supply stores..... | 33 | 23 | 2,922 | 2,768 | 391 | 7,178 | 6,822 | 108 | 95 | 32 |
| Jewelry stores..... | 48 | 26 | 3,826 | 3,500 | 655 | 13,843 | 13,453 | 178 | 167 | 49 |
| Book stores..... | 10 | 6 | 396 | 310 | 40 | 847 | 811 | 16 | 13 | 9 |
| Stationery stores..... | 11 | 11 | 1,712 | 1,712 | 252 | 4,972 | 4,805 | 76 | 71 | 15 |
| Sporting goods stores..... | 19 | 11 | 1,446 | 1,282 | 151 | 3,213 | 2,921 | 51 | 40 | 21 |
| Bicycle stores..... | 9 | 7 | 259 | (D) | 18 | 336 | 273 | 8 | 5 | 10 |
| Florists..... | 29 | 19 | 783 | 695 | 92 | 1,727 | 1,446 | 45 | 23 | 37 |
| Cigar stores, stands..... | 10 | 6 | 616 | (D) | (D) | (D) | (D) | (D) | (D) | (D) |
| News dealers, newsstands..... | 12 | 2 | 395 | (D) | (D) | (D) | (D) | (D) | (D) | (D) |
| Gift, novelty, souvenir stores..... | 23 | 7 | 428 | 240 | 26 | 537 | 464 | 12 | 7 | 29 |
| Music stores..... | 19 | 9 | 1,966 | 1,608 | 205 | 4,141 | 4,101 | 64 | 61 | 21 |
| Camera, photographic supply stores..... | 9 | 9 | 1,836 | 1,836 | 308 | 5,475 | 5,210 | 83 | 71 | 11 |
| Luggage, leather goods stores..... | 6 | 2 | 190 | (D) | (D) | (D) | (D) | (D) | (D) | (D) |
| Optical goods stores..... | 24 | 10 | 968 | 736 | 158 | 3,179 | 3,158 | 35 | 34 | 21 |
| Office, store machine and equipment dealers..... | 3 | 3 | 122 | 122 | 29 | 667 | 667 | 9 | 9 | 2 |
| Retail stores (except second-hand) n.e.c..... | 33 | 33 | 1,498 | 1,498 | 154 | 3,193 | 2,921 | 69 | 55 | 34 |
| Second-hand stores..... | 49 | 21 | 1,376 | 1,076 | 204 | 4,182 | 3,933 | 112 | 103 | 68 |
| Nonstore Retailers | | | | | | | | | | |
| Total..... | 151 | 23 | 8,011 | 6,565 | 1,160 | 24,054 | 23,666 | 309 | 295 | 160 |
| Mail order houses..... | 1 | 1 | (D) | (D) | (D) | (D) | (D) | (D) | (D) | (D) |
| Direct selling (house-to-house) organizations..... | 128 | 16 | 6,174 | 4,962 | 1,005 | 20,755 | 20,417 | 260 | 250 | 134 |
| Merchandise vending machine operators..... | 22 | 6 | (D) | (D) | (D) | (D) | (D) | (D) | (D) | (D) |

SAN BERNARDINO-RIVERSIDE-ONTARIO STANDARD METROPOLITAN AREA—Consists of San Bernardino and Riverside Counties, Calif.

| | | | | | | | | | | |
|---|-------|-------|---------|---------|--------|-----------|-----------|--------|--------|-------|
| Retail trade, total..... | 6,048 | 4,178 | 62,856 | 58,936 | 65,853 | 1,321,735 | 1,232,874 | 23,203 | 19,274 | 6,737 |
| Food Stores | | | | | | | | | | |
| Total..... | 928 | 554 | 152,741 | 140,759 | 10,649 | 215,367 | 198,661 | 3,301 | 2,620 | 1,062 |
| Grocery stores..... | 642 | 398 | 140,842 | 132,140 | 9,581 | 192,652 | 177,811 | 2,877 | 2,265 | 732 |
| Meat markets..... | 56 | 30 | 4,251 | 2,869 | 204 | 4,425 | 3,856 | 57 | 46 | 71 |
| Fish (seafood) markets..... | 6 | 2 | 86 | (D) | (D) | (D) | (D) | (D) | (D) | (D) |
| Fruit stores, vegetable markets..... | 61 | 23 | 1,817 | 1,025 | 108 | 2,290 | 2,255 | 42 | 40 | 78 |
| Candy, nut, confectionery stores..... | 23 | 15 | 870 | 742 | 105 | 2,107 | 1,866 | 44 | 32 | 18 |
| Bakery products stores..... | 90 | 54 | 2,950 | 2,434 | 406 | 8,340 | 7,642 | 184 | 151 | 104 |
| Bakeries, with baking on premises..... | (NA) | 45 | (NA) | (D) | (D) | (D) | (D) | (D) | (D) | (NA) |
| Bakeries, without baking on premises..... | (NA) | 9 | (NA) | (D) | (D) | (D) | (D) | (D) | (D) | (NA) |
| Delicatessen stores..... | 6 | 6 | 167 | 167 | 26 | 468 | 443 | 14 | 12 | 6 |
| Food stores, n.e.c..... | 38 | 26 | 1,518 | (D) | (D) | (D) | (D) | (D) | (D) | (D) |

Standard Notes: (D) Withheld to avoid disclosure. (NA) Not available. n.e.c. Not elsewhere classified. XXXX Not applicable. (Z) Less than \$500. ... Represents zero.
¹ Group totals may include data for establishments without payroll which could not be classified by detailed kind of business.

RETAIL TRADE—AREA STATISTICS

Table 103. RETAIL TRADE: 1954 — STANDARD METROPOLITAN AREAS — Continued

Establishments, Sales, Payroll, and Personnel, by Kind of Business

| Standard metropolitan area and kind of business | Establishments | | Sales | | Payroll, entire year (\$1,000) | Payroll, workweek ended nearest Nov. 15 | | Paid employees, workweek ended nearest Nov. 15 | | Proprietors (un- incorporated businesses only) ¹ (Number) |
|--|--------------------------------|-----------------------------|---|--|---|--|-------------------------------|--|------------------------------|--|
| | Total ¹ (Number) | With payroll (Number) | Total, all establish- ments ¹ (\$1,000) | Establish- ments with payroll (\$1,000) | | Total (Dollars) | Full workweek (Dollars) | Total (Number) | Full workweek (Number) | |
| SAN BERNARDINO-RIVERSIDE-ONTARIO STANDARD METROPOLITAN AREA—Con. | | | | | | | | | | |
| Eating, Drinking Places | | | | | | | | | | |
| Total | 1,263 | 973 | 50,733 | 46,695 | 10,825 | 224,024 | 206,289 | 5,198 | 4,283 | 1,600 |
| Eating places (except refreshment stands) | 865 | 625 | 33,383 | 30,111 | 7,602 | 157,017 | 144,161 | 3,778 | 3,120 | 1,087 |
| Restaurants, cafeterias | (NA) | 620 | (NA) | 29,972 | 7,580 | 156,518 | 143,679 | 3,708 | 3,112 | (NA) |
| Caterers | (NA) | 5 | (NA) | 139 | 22 | 499 | 482 | 10 | 8 | (NA) |
| In-plant food contractors | (NA) | ••• | (NA) | ••• | ••• | ••• | ••• | ••• | ••• | (NA) |
| Refreshment stands | 99 | 73 | 2,552 | 2,246 | 378 | 8,394 | 7,506 | 223 | 172 | 100 |
| Drinking places | 303 | 275 | 14,748 | 14,338 | 2,845 | 58,613 | 54,622 | 1,197 | 991 | 407 |
| General Merchandise Group | | | | | | | | | | |
| Total | 207 | 159 | 53,921 | 53,075 | 7,576 | 153,113 | 140,954 | 3,213 | 2,579 | 159 |
| Department stores | 9 | 9 | 28,620 | 28,620 | 4,548 | 94,422 | 90,954 | 1,749 | 1,597 | ••• |
| Dry goods, general merchandise stores | 90 | 58 | 13,846 | 13,296 | 1,401 | 27,977 | 24,036 | 583 | 404 | 82 |
| General stores | 27 | 17 | 1,291 | 1,089 | 74 | 1,513 | 1,294 | 56 | 25 | 29 |
| Variety stores | 81 | 75 | 10,164 | 10,070 | 1,553 | 29,201 | 24,670 | 845 | 553 | 48 |
| Apparel, Accessories Stores | | | | | | | | | | |
| Total | 392 | 328 | 30,078 | 28,882 | 3,254 | 62,520 | 55,569 | 1,305 | 991 | 386 |
| Shoe stores | 97 | 79 | 6,552 | 6,288 | 768 | 13,561 | 12,280 | 239 | 165 | 66 |
| Men's shoe stores | (NA) | 2 | (NA) | (D) | (D) | (D) | (D) | (D) | (D) | (NA) |
| Women's shoe stores | (NA) | 7 | (NA) | 610 | 70 | 1,343 | 1,250 | 29 | 18 | (NA) |
| Children's, juveniles' shoe stores | (NA) | 1 | (NA) | (D) | (D) | (D) | (D) | (D) | (D) | (NA) |
| Family shoe stores | (NA) | 69 | (NA) | 5,524 | 679 | 11,798 | 10,610 | 204 | 141 | (NA) |
| Men's, boys' clothing and furnishings stores | (NA) | 58 | (NA) | 6,195 | 663 | 12,645 | 11,875 | 217 | 180 | (NA) |
| Men's, boys' clothing stores | (NA) | 43 | (NA) | 5,031 | 555 | 10,903 | 10,178 | 186 | 152 | (NA) |
| Men's, boys' furnishings stores | (NA) | 15 | (NA) | 1,164 | 108 | 1,742 | 1,697 | 31 | 28 | (NA) |
| Family clothing stores | (NA) | 33 | (NA) | 4,650 | 539 | 10,011 | 8,942 | 234 | 178 | (NA) |
| Women's clothing, specialty stores | 153 | 135 | 10,955 | 10,657 | 1,168 | 24,168 | 20,773 | 566 | 435 | 147 |
| Ready-to-wear stores | (NA) | 121 | (NA) | 9,933 | 1,061 | 21,905 | 18,831 | 494 | 383 | (NA) |
| Millinery stores | (NA) | 4 | (NA) | (D) | (D) | (D) | (D) | (D) | (D) | (NA) |
| Clothing, specialty stores, n.e.c. | (NA) | 10 | (NA) | (D) | (D) | (D) | (D) | (D) | (D) | (NA) |
| Children's, infants' wear stores | 25 | 19 | 1,083 | 871 | 82 | 1,677 | 1,248 | 42 | 27 | 39 |
| Apparel stores, n.e.c. | 10 | 4 | 201 | 221 | 34 | 458 | 451 | 7 | 6 | 12 |
| Furniture, Home Furnishings, Appliance Dealers | | | | | | | | | | |
| Total | 371 | 273 | 34,002 | 32,028 | 4,017 | 78,099 | 74,037 | 1,230 | 1,072 | 439 |
| Furniture, home furnishings stores | 207 | 157 | 22,013 | 21,097 | 2,587 | 48,902 | 46,280 | 774 | 673 | 242 |
| Furniture stores | (NA) | 101 | (NA) | 18,326 | 2,127 | 38,868 | 36,857 | 616 | 539 | (NA) |
| Floor covering stores | (NA) | 18 | (NA) | 1,329 | 229 | 4,766 | 4,642 | 62 | 59 | (NA) |
| Home furnishings stores, n.e.c., antique stores | (NA) | 38 | (NA) | 1,442 | 231 | 5,268 | 4,781 | 95 | 75 | (NA) |
| Household appliance, radio, TV stores | 164 | 116 | 11,999 | 10,931 | 1,430 | 29,197 | 27,557 | 456 | 399 | 197 |
| Household appliance stores | (NA) | 39 | (NA) | 4,478 | 636 | 11,379 | 11,050 | 176 | 162 | (NA) |
| Appliance, radio, TV stores | (NA) | 39 | (NA) | 4,129 | 490 | 11,214 | 10,480 | 179 | 150 | (NA) |
| Radio, TV stores | (NA) | 38 | (NA) | 2,324 | 304 | 6,604 | 6,227 | 101 | 87 | (NA) |
| Automotive Group | | | | | | | | | | |
| Total | 324 | 266 | 102,270 | 100,496 | 10,515 | 208,091 | 204,270 | 2,534 | 2,452 | 306 |
| Passenger car dealers (franchised) | 127 | 125 | 81,067 | (D) | 8,684 | 172,178 | 169,266 | 2,039 | 2,000 | 118 |
| Passenger car dealers (nonfranchised) | 75 | 50 | 10,519 | 9,675 | 496 | 8,891 | 8,629 | 124 | 110 | 72 |
| Tire, battery, accessory dealers | 82 | 71 | 6,939 | 6,595 | 1,012 | 21,241 | 20,771 | 299 | 275 | 73 |
| Motorcycle, aircraft, boat dealers | 12 | 10 | 1,484 | (D) | 262 | 4,906 | 4,767 | 58 | 54 | 15 |
| Household trailer dealers | 22 | 10 | 2,193 | 1,811 | 61 | 875 | 835 | 14 | 13 | 22 |
| Automotive dealers, n.e.c. | ••• | ••• | ••• | ••• | ••• | ••• | ••• | ••• | ••• | ••• |
| Gasoline Service Stations | | | | | | | | | | |
| Total | 953 | 651 | 65,741 | 58,249 | 5,348 | 113,831 | 102,522 | 2,110 | 1,635 | 1,075 |
| Lumber, Bldg. Matis., Hardware, Farm Equipment Dealers | | | | | | | | | | |
| Total | 362 | 282 | 53,325 | 51,073 | 5,579 | 108,930 | 104,151 | 1,528 | 1,347 | 371 |
| Farm equipment dealers | 38 | 34 | 8,325 | 8,249 | 947 | 18,010 | 17,457 | 252 | 238 | 30 |
| Lumber, building materials dealers | 146 | 128 | 30,695 | 30,295 | 3,091 | 60,320 | 58,238 | 800 | 722 | 147 |
| Paint, glass, wallpaper stores | 58 | 42 | 4,555 | 4,043 | 613 | 12,193 | 11,292 | 165 | 138 | 62 |
| Plumbing, electrical supply stores | 34 | 12 | 959 | 481 | 67 | 1,488 | 1,406 | 20 | 17 | 37 |
| Hardware stores | 86 | 66 | 8,791 | 8,005 | 861 | 16,919 | 15,758 | 291 | 232 | 95 |
| Drug Stores, Proprietary Stores | | | | | | | | | | |
| Total | 136 | 128 | 18,965 | 18,417 | 2,453 | 48,226 | 44,545 | 858 | 713 | 126 |
| Drug stores | (NA) | 123 | (NA) | 18,289 | 2,447 | 48,169 | 44,491 | 856 | 711 | (NA) |
| Proprietary stores | (NA) | 5 | (NA) | 128 | 6 | 57 | 54 | 2 | 2 | (NA) |
| Other Retail Stores | | | | | | | | | | |
| Total | 889 | 525 | 60,194 | 53,120 | 5,036 | 97,319 | 90,413 | 1,677 | 1,368 | 981 |
| Liquor stores | 162 | 138 | 14,697 | 13,403 | 750 | 14,650 | 12,262 | 284 | 190 | 201 |
| Fuel, ice dealers | 40 | 26 | 2,276 | 2,026 | 353 | 7,595 | 7,327 | 101 | 94 | 26 |
| Fuel dealers (coal, wood) | (NA) | 1 | (NA) | (D) | (D) | (D) | (D) | (D) | (D) | (NA) |
| Liquefied petroleum gas dealers | (NA) | 19 | (NA) | 1,894 | 343 | 7,310 | 7,082 | 96 | 90 | (NA) |
| Fuel oil dealers | (NA) | 2 | (NA) | (D) | (D) | (D) | (D) | (D) | (D) | (NA) |
| Ice dealers | (NA) | 4 | (NA) | 63 | 3 | 90 | 50 | 2 | 1 | (NA) |
| Hay, grain, feed stores | 67 | 51 | 18,408 | 17,684 | 1,065 | 19,474 | 18,853 | 273 | 253 | 64 |
| Farm, garden supply stores | 31 | 23 | 3,339 | 3,249 | 498 | 8,888 | 8,530 | 120 | 102 | 34 |
| Jewelry stores | 100 | 50 | 4,283 | 3,637 | 547 | 11,098 | 10,680 | 173 | 154 | 111 |
| Book stores | 6 | 6 | 208 | 208 | 19 | 116 | 92 | 3 | 2 | 5 |
| Stationery stores | 20 | 16 | 1,835 | 1,703 | 307 | 6,548 | 6,469 | 101 | 95 | 20 |
| Sporting goods stores | 54 | 32 | 2,468 | 1,994 | 165 | 3,318 | 3,016 | 65 | 52 | 61 |
| Bicycle stores | 5 | 3 | 161 | (D) | 13 | 252 | 252 | 5 | 4 | 5 |
| Florists | 51 | 35 | 1,210 | 920 | 106 | 2,202 | 1,845 | 54 | 37 | 61 |
| Cigar stores, stands | 14 | 4 | 324 | 160 | 14 | 271 | 202 | 11 | 5 | 15 |
| News dealers, newsstands | 29 | 7 | 814 | 314 | 31 | 710 | 387 | 38 | 10 | 33 |
| Gift, novelty, souvenir stores | 53 | 25 | 851 | 573 | 70 | 1,583 | 1,536 | 36 | 32 | 60 |
| Music stores | 26 | 16 | 1,668 | 1,536 | 168 | 3,287 | 3,173 | 60 | 53 | 27 |
| Camera, photographic supply stores | 20 | 20 | 1,541 | 1,541 | 195 | 3,734 | 3,629 | 69 | 62 | 22 |
| Luggage, leather goods stores | 3 | 1 | (D) | (D) | (D) | (D) | (D) | (D) | (D) | (D) |
| Optical goods stores | 8 | 4 | 318 | 248 | 55 | 1,122 | 1,064 | 15 | 13 | 7 |
| Office, store machine and equipment dealers | 5 | 3 | (D) | (D) | (D) | (D) | (D) | (D) | (D) | (D) |
| Retail stores (except second-hand) n.e.c. | 36 | 36 | 2,545 | 2,545 | 322 | 5,840 | 5,014 | 115 | 83 | 33 |
| Second-hand stores | 65 | 29 | 1,385 | 1,045 | 306 | 5,776 | 5,266 | 142 | 116 | 73 |
| Nonstore Retailers | | | | | | | | | | |
| Total | 223 | 39 | 6,386 | 4,142 | 601 | 12,215 | 11,463 | 249 | 214 | 232 |
| Mail order houses | 8 | 4 | 597 | 549 | 146 | 3,053 | 2,811 | 67 | 57 | 7 |
| Direct selling (house-to-house) organizations | 191 | 27 | 3,700 | 1,766 | 256 | 4,874 | 4,616 | 125 | 109 | 197 |
| Merchandise vending machine operators | 24 | 8 | 2,089 | 1,827 | 199 | 4,288 | 4,036 | 57 | 48 | 28 |

Standard Notes: (D) Withheld to avoid disclosure. (NA) Not available. n.e.c. Not elsewhere classified. XXX Not applicable. (Z) Less than \$500. ... Represents zero.
¹ Group totals may include data for establishments without payroll which could not be classified by detailed kind of business.

Table 103. RETAIL TRADE: 1954 — STANDARD METROPOLITAN AREAS — Continued

Establishments, Sales, Payroll, and Personnel, by Kind of Business

| Standard metropolitan area and kind of business | Establishments | | Sales | | Payroll, entire year (\$1,000) | Payroll, workweek ended nearest Nov. 15 | | Paid employees, workweek ended nearest Nov. 15 | | Proprietors (unincorporated businesses only) ¹ (Number) |
|--|-----------------------------|-----------------------|--|---------------------------------------|--------------------------------|---|-------------------------|--|------------------------|--|
| | Total ¹ (Number) | With payroll (Number) | Total, all establishments ¹ (\$1,000) | Establishments with payroll (\$1,000) | | Total (Dollars) | Full workweek (Dollars) | Total (Number) | Full workweek (Number) | |
| SAN DIEGO STANDARD METROPOLITAN AREA—Coextensive with San Diego County, Calif. | | | | | | | | | | |
| Retail trade, total | 6,449 | 4,785 | 801,413 | 759,941 | 100,115 | 1,916,135 | 1,768,613 | 32,078 | 26,442 | 6,858 |
| Food Stores | | | | | | | | | | |
| Total | 1,060 | 680 | 189,852 | 175,772 | 14,711 | 295,799 | 275,632 | 4,330 | 3,486 | 1,221 |
| Grocery stores | 686 | 450 | 166,745 | 157,167 | 12,345 | 250,566 | 233,125 | 3,536 | 2,817 | 789 |
| Meat markets | 156 | 96 | 12,601 | 10,041 | 884 | 16,611 | 15,437 | 210 | 169 | 191 |
| Fish (seafood) markets | 4 | 4 | 329 | 329 | 20 | 355 | 329 | 8 | 6 | 5 |
| Fruit stores, vegetable markets | 24 | 6 | 1,593 | 1,339 | 89 | 1,710 | 1,519 | 36 | 26 | 31 |
| Candy, nut, confectionery stores | 23 | 15 | 892 | 774 | 114 | 2,016 | 1,947 | 42 | 38 | 17 |
| Bakery products stores | 95 | 79 | 3,510 | 3,278 | 778 | 15,860 | 14,991 | 337 | 285 | 110 |
| Bakeries, with baking on premises | (NA) | 73 | (NA) | 2,874 | 702 | 14,766 | 13,932 | 310 | 261 | (NA) |
| Bakeries, without baking on premises | (NA) | 6 | (NA) | 404 | 76 | 1,094 | 1,059 | 27 | 24 | (NA) |
| Delicatessen stores | 16 | 6 | 724 | 412 | 35 | 596 | 535 | 15 | 12 | 18 |
| Food stores, n.e.c. | 48 | 24 | 3,338 | 2,432 | 446 | 8,085 | 7,749 | 146 | 133 | 50 |
| Eating, Drinking Places | | | | | | | | | | |
| Total | 1,322 | 1,128 | 64,362 | 61,646 | 16,366 | 323,395 | 297,923 | 6,942 | 5,784 | 1,614 |
| Eating places (except refreshment stands) | 807 | 677 | 44,083 | 42,415 | 11,689 | 227,178 | 209,856 | 4,949 | 4,180 | 965 |
| Restaurants, cafeterias | (NA) | 669 | (NA) | 41,179 | 11,358 | 218,927 | 202,715 | 4,753 | 4,038 | (NA) |
| Caterers | (NA) | 5 | (NA) | (D) | (D) | (D) | (D) | (D) | (D) | (NA) |
| In-plant food contractors | (NA) | 3 | (NA) | (D) | (D) | (D) | (D) | (D) | (D) | (NA) |
| Refreshment stands | 72 | 54 | 2,188 | 1,926 | 397 | 7,598 | 5,353 | 214 | 114 | 79 |
| Drinking places | 441 | 397 | 18,073 | 17,305 | 4,280 | 88,619 | 82,714 | 1,779 | 1,490 | 558 |
| General Merchandise Group | | | | | | | | | | |
| Total | 209 | 175 | 85,880 | 85,124 | 13,349 | 255,044 | 201,750 | 5,427 | 3,621 | 177 |
| Department stores | 10 | 10 | 58,827 | 58,827 | 9,480 | 186,768 | 141,920 | 3,595 | 2,256 | ••• |
| Dry goods, general merchandise stores | 81 | 69 | 12,693 | 12,653 | 1,810 | 29,777 | 27,309 | 738 | 611 | 94 |
| General stores | 13 | 7 | 1,577 | 1,375 | 90 | 1,778 | 1,440 | 40 | 27 | 18 |
| Variety stores | 105 | 89 | 12,583 | 12,269 | 1,969 | 36,721 | 31,081 | 1,054 | 727 | 75 |
| Apparel, Accessories Stores | | | | | | | | | | |
| Total | 545 | 471 | 51,019 | 49,809 | 6,894 | 129,657 | 120,218 | 2,514 | 2,060 | 452 |
| Shoe stores | 117 | 97 | 10,205 | 9,791 | 1,394 | 24,682 | 22,462 | 405 | 304 | 65 |
| Men's shoe stores | (NA) | 14 | (NA) | 780 | 74 | 1,879 | 1,652 | 30 | 19 | (NA) |
| Women's shoe stores | (NA) | 11 | (NA) | 1,753 | 233 | 4,089 | 3,822 | 69 | 48 | (NA) |
| Children's, juveniles' shoe stores | (NA) | 4 | (NA) | 218 | 27 | 406 | 386 | 8 | 6 | (NA) |
| Family shoe stores | (NA) | 68 | (NA) | 7,040 | 1,060 | 18,308 | 16,602 | 298 | 251 | (NA) |
| Men's, boys' clothing and furnishings stores | (NA) | 91 | (NA) | 9,867 | 1,326 | 23,537 | 22,518 | 367 | 328 | (NA) |
| Men's, boys' clothing stores | (NA) | 76 | (NA) | 8,622 | 1,216 | 21,902 | 20,980 | 331 | 298 | (NA) |
| Men's, boys' furnishings stores | (NA) | 15 | (NA) | 1,245 | 110 | 1,635 | 1,536 | 36 | 30 | (NA) |
| Family clothing stores | (NA) | 32 | (NA) | 6,409 | 998 | 18,813 | 17,446 | 334 | 272 | (NA) |
| Women's clothing, specialty stores | 221 | 199 | 20,370 | 20,026 | 2,626 | 49,933 | 46,099 | 1,161 | 951 | 165 |
| Ready-to-wear stores | (NA) | 141 | (NA) | 17,555 | 2,275 | 42,997 | 39,686 | 1,001 | 825 | (NA) |
| Millinery stores | (NA) | 22 | (NA) | 812 | 145 | 2,733 | 2,485 | 70 | 55 | (NA) |
| Clothing, specialty stores, n.e.c. | (NA) | 36 | (NA) | 1,659 | 206 | 4,203 | 3,928 | 90 | 71 | (NA) |
| Children's, infants' wear stores | 37 | 31 | 2,305 | 2,191 | 231 | 4,718 | 4,332 | 114 | 89 | 39 |
| Apparel stores, n.e.c. | 27 | 21 | 1,555 | 1,525 | 319 | 7,974 | 7,361 | 133 | 116 | 26 |
| Furniture, Home Furnishings, Appliance Dealers | | | | | | | | | | |
| Total | 451 | 349 | 51,149 | 48,975 | 7,572 | 142,306 | 137,908 | 1,947 | 1,790 | 479 |
| Furniture, home furnishings stores | 246 | 200 | 33,793 | 32,619 | 5,275 | 100,008 | 96,992 | 1,357 | 1,246 | 250 |
| Furniture stores | (NA) | 120 | (NA) | 25,697 | 4,057 | 76,107 | 74,141 | 1,009 | 925 | (NA) |
| Floor covering stores | (NA) | 30 | (NA) | 3,236 | 530 | 10,276 | 9,946 | 122 | 116 | (NA) |
| Home furnishings stores, n.e.c., antique stores | (NA) | 50 | (NA) | 3,686 | 688 | 13,625 | 12,903 | 226 | 205 | (NA) |
| Household appliance, radio, TV stores | 203 | 149 | 17,348 | 16,356 | 2,297 | 42,298 | 40,916 | 590 | 544 | 227 |
| Household appliance stores | (NA) | 58 | (NA) | 7,194 | 1,159 | 20,877 | 20,002 | 274 | 251 | (NA) |
| Appliance, radio, TV stores | (NA) | 41 | (NA) | 4,872 | 604 | 11,763 | 11,564 | 169 | 158 | (NA) |
| Radio, TV stores | (NA) | 50 | (NA) | 4,290 | 534 | 9,658 | 9,350 | 147 | 135 | (NA) |
| Automotive Group | | | | | | | | | | |
| Total | 328 | 276 | 149,401 | 147,295 | 16,574 | 314,499 | 308,816 | 3,653 | 3,522 | 275 |
| Passenger car dealers (franchised) | 101 | 101 | 119,877 | 119,877 | 13,315 | 250,768 | 248,634 | 2,842 | 2,796 | 66 |
| Passenger car dealers (nonfranchised) | 95 | 73 | 15,059 | 13,649 | 1,034 | 19,213 | 18,666 | 253 | 232 | 93 |
| Tire, battery, accessory dealers | 88 | 72 | 9,820 | 9,534 | 1,808 | 36,496 | 33,722 | 456 | 398 | 76 |
| Motorcycle, aircraft, boat dealers | 20 | 16 | 1,967 | 1,795 | 232 | 4,816 | 4,674 | 64 | 60 | 15 |
| Household trailer dealers | 22 | 14 | 2,654 | 2,440 | 185 | 3,206 | 3,120 | 38 | 36 | 21 |
| Automotive dealers, n.e.c. | ••• | ••• | ••• | ••• | ••• | ••• | ••• | ••• | ••• | ••• |
| Gasoline Service Stations | | | | | | | | | | |
| Total | 749 | 597 | 56,730 | 52,034 | 5,664 | 105,447 | 97,851 | 1,836 | 1,487 | 782 |
| Lumber, Bldg. Mats., Hardware, Farm Equipment Dealers | | | | | | | | | | |
| Total | 268 | 206 | 48,380 | 46,916 | 6,424 | 120,363 | 113,419 | 1,562 | 1,392 | 241 |
| Farm equipment dealers | 22 | 16 | 5,354 | 5,112 | 681 | 13,749 | 13,699 | 166 | 165 | 15 |
| Lumber, building materials dealers | 91 | 85 | 31,797 | 31,647 | 4,309 | 77,521 | 73,217 | 933 | 852 | 66 |
| Paint, glass, wallpaper stores | 50 | 38 | 4,388 | 4,228 | 648 | 13,414 | 12,760 | 188 | 164 | 40 |
| Plumbing, electrical supply stores | 9 | 9 | 564 | 564 | 100 | 2,123 | 1,637 | 34 | 26 | 11 |
| Hardware stores | 96 | 58 | 6,277 | 5,365 | 686 | 13,556 | 12,106 | 241 | 185 | 109 |
| Drug Stores, Proprietary Stores | | | | | | | | | | |
| Total | 177 | 161 | 25,197 | 24,909 | 3,540 | 72,344 | 65,614 | 1,253 | 1,011 | 181 |
| Drug stores | (NA) | 136 | (NA) | 23,852 | 3,440 | 70,401 | 63,824 | 1,200 | 972 | (NA) |
| Proprietary stores | (NA) | 25 | (NA) | 1,057 | 100 | 1,943 | 1,790 | 53 | 39 | (NA) |
| Other Retail Stores | | | | | | | | | | |
| Total | 1,028 | 690 | 68,241 | 60,689 | 7,842 | 135,364 | 127,986 | 2,265 | 1,962 | 1,120 |
| Liquor stores | 221 | 173 | 20,595 | 17,917 | 1,164 | 22,544 | 20,202 | 374 | 279 | 249 |
| Fuel, ice dealers | 22 | 16 | 1,841 | 1,715 | 368 | 6,776 | 6,473 | 104 | 90 | 16 |
| Fuel dealers (coal, wood) | (NA) | 1 | (NA) | (D) | (D) | (D) | (D) | (D) | (D) | (NA) |
| Liquefied petroleum gas dealers | (NA) | 10 | (NA) | 1,260 | 317 | 5,834 | 5,771 | 82 | 81 | (NA) |
| Fuel oil dealers | (NA) | 3 | (NA) | (D) | (D) | (D) | (D) | (D) | (D) | (NA) |
| Ice dealers | (NA) | 2 | (NA) | (D) | (D) | (D) | (D) | (D) | (D) | (NA) |
| Hay, grain, feed stores | 45 | 35 | 7,586 | 7,242 | 366 | 7,540 | 7,348 | 111 | 102 | 50 |
| Farm, garden supply stores | 45 | 29 | 3,179 | 2,775 | 411 | 7,241 | 6,829 | 103 | 89 | 43 |

Standard Notes: (D) Withheld to avoid disclosure. (NA) Not available. n.e.c. Not elsewhere classified. XXX Not applicable. (Z) Less than \$500. ... Represents zero.
¹ Group totals may include data for establishments without payroll which could not be classified by detailed kind of business.

Table 103. RETAIL TRADE: 1954 — STANDARD METROPOLITAN AREAS — Continued

Establishments, Sales, Payroll, and Personnel, by Kind of Business

| Standard metropolitan area and kind of business | Establishments | | Sales | | Payroll, entire year (\$1,000) | Payroll, workweek ended nearest Nov. 15 | | Paid employees, workweek ended nearest Nov. 15 | | Proprietors (unincorporated businesses only) ¹ (Number) |
|--|-----------------------------|-----------------------|--|---------------------------------------|--------------------------------|---|-------------------------|--|------------------------|--|
| | Total ¹ (Number) | With payroll (Number) | Total, all establishments ¹ (\$1,000) | Establishments with payroll (\$1,000) | | Total (Dollars) | Full workweek (Dollars) | Total (Number) | Full workweek (Number) | |
| SAN DIEGO STANDARD METROPOLITAN AREA—Con. | | | | | | | | | | |
| Other Retail Stores—Con. | | | | | | | | | | |
| Jewelry stores..... | 111 | 83 | 8,406 | 8,026 | 2,148 | 26,062 | 25,179 | 379 | 340 | 107 |
| Book stores..... | 7 | 7 | 400 | 400 | 44 | 790 | 737 | 17 | 13 | 7 |
| Stationery stores..... | 41 | 33 | 3,838 | 3,706 | 604 | 12,053 | 11,891 | 208 | 199 | 40 |
| Sporting goods stores..... | 49 | 31 | 2,597 | 2,113 | 228 | 4,444 | 4,197 | 78 | 66 | 53 |
| Bicycle stores..... | 10 | 6 | 478 | 380 | 56 | 1,132 | 1,011 | 22 | 17 | 8 |
| Florists..... | 46 | 42 | 1,560 | 1,478 | 237 | 4,694 | 4,247 | 89 | 73 | 54 |
| Cigar stores, stands..... | 17 | 9 | 705 | 465 | 41 | 745 | 693 | 20 | 18 | 17 |
| News dealers, newsstands..... | 31 | 19 | 1,548 | 1,412 | 110 | 2,268 | 1,912 | 56 | 42 | 32 |
| Gift, novelty, souvenir stores..... | 54 | 38 | 1,545 | 1,345 | 175 | 3,861 | 3,527 | 95 | 80 | 61 |
| Music stores..... | 20 | 12 | 3,033 | 2,939 | 581 | 11,157 | 10,995 | 181 | 175 | 18 |
| Camera, photographic supply stores..... | 24 | 20 | 1,652 | 1,514 | 199 | 3,984 | 3,735 | 73 | 67 | 23 |
| Luggage, leather goods stores..... | 9 | 5 | 312 | 278 | 29 | 524 | 524 | 9 | 9 | 12 |
| Optical goods stores..... | 11 | 11 | 494 | 494 | 110 | 2,365 | 2,330 | 30 | 29 | 12 |
| Office, store machine and equipment dealers..... | 12 | 8 | 562 | 528 | 128 | 2,530 | 2,485 | 36 | 34 | 12 |
| Retail stores (except second-hand) n.e.c..... | 66 | 66 | 3,114 | 3,114 | 381 | 6,819 | 6,290 | 141 | 116 | 72 |
| Second-hand stores..... | 75 | 47 | 3,156 | 2,848 | 462 | 7,835 | 7,381 | 139 | 124 | 84 |
| Nonstore Retailers | | | | | | | | | | |
| Total..... | 312 | 52 | 11,202 | 6,772 | 1,179 | 21,917 | 21,496 | 349 | 327 | 326 |
| Mail order houses..... | 7 | 3 | 277 | (D) | (D) | (D) | (D) | (D) | (D) | (D) |
| Direct selling (house-to-house) organizations..... | 275 | 31 | 6,768 | (D) | (D) | (D) | (D) | (D) | (D) | (D) |
| Merchandise vending machine operators..... | 30 | 18 | 4,157 | 3,591 | 478 | 8,527 | 8,206 | 121 | 107 | 28 |
| SAN FRANCISCO-OAKLAND STANDARD METROPOLITAN AREA—Consists of Alameda, Contra Costa, Marin, San Francisco, San Mateo, and Solano Counties, Calif. | | | | | | | | | | |
| Retail trade, total..... | 26,518 | 17,262 | 3,020,347 | 2,810,095 | 387,625 | 7,552,573 | 6,902,934 | 119,326 | 97,070 | 30,410 |
| Food Stores | | | | | | | | | | |
| Total..... | 5,778 | 3,372 | 767,719 | 683,615 | 57,688 | 1,104,846 | 1,003,163 | 15,706 | 12,104 | 6,986 |
| Grocery stores..... | 3,418 | 1,832 | 597,724 | 536,104 | 40,085 | 760,722 | 690,667 | 10,232 | 7,815 | 4,071 |
| Meat markets..... | 893 | 601 | 88,021 | 78,459 | 6,995 | 132,281 | 120,316 | 1,771 | 1,355 | 1,151 |
| Fish (seafood) markets..... | 106 | 60 | 6,220 | 4,826 | 471 | 8,844 | 8,006 | 145 | 114 | 141 |
| Fruit stores, vegetable markets..... | 260 | 138 | 15,808 | 12,482 | 1,501 | 29,451 | 26,905 | 445 | 339 | 373 |
| Candy, nut, confectionery stores..... | 162 | 112 | 9,779 | 9,137 | 2,024 | 41,490 | 38,463 | 716 | 603 | 113 |
| Bakery products stores..... | 435 | 345 | 18,477 | 17,139 | 4,305 | 88,425 | 82,173 | 1,549 | 1,331 | 509 |
| Bakeries, with baking on premises..... | (NA) | 286 | (NA) | 14,343 | 3,702 | 77,331 | 72,013 | 1,395 | 1,172 | (NA) |
| Bakeries, without baking on premises..... | (NA) | 59 | (NA) | 2,796 | 603 | 11,094 | 10,160 | 194 | 159 | (NA) |
| Delicatessen stores..... | 217 | 127 | 16,177 | 13,483 | 1,171 | 22,049 | 19,022 | 351 | 254 | 278 |
| Food stores, n.e.c..... | 243 | 157 | 14,205 | 11,985 | 1,136 | 21,584 | 17,611 | 457 | 293 | 292 |
| Eating, Drinking Places | | | | | | | | | | |
| Total..... | 5,942 | 4,468 | 318,891 | 297,211 | 79,764 | 1,592,249 | 1,471,139 | 28,637 | 24,046 | 7,878 |
| Eating places (except refreshment stands)..... | 3,482 | 2,474 | 216,381 | 202,887 | 61,280 | 1,219,402 | 1,143,837 | 22,182 | 19,116 | 4,459 |
| Restaurants, cafeterias..... | (NA) | 2,389 | (NA) | 194,164 | 58,287 | 1,161,055 | 1,090,706 | 20,968 | 18,173 | (NA) |
| Caterers..... | 48 | (NA) | 3,568 | (NA) | 951 | 19,989 | 16,183 | 557 | 342 | (NA) |
| In-plant food contractors..... | (NA) | 37 | (NA) | 5,155 | 2,042 | 38,358 | 36,948 | 657 | 601 | (NA) |
| Refreshment stands..... | 332 | 216 | 9,152 | 7,794 | 1,517 | 30,219 | 25,045 | 726 | 511 | 388 |
| Drinking places..... | 2,110 | 1,778 | 93,148 | 86,530 | 16,967 | 342,628 | 302,257 | 5,729 | 4,419 | 3,011 |
| General Merchandise Group | | | | | | | | | | |
| Total..... | 779 | 541 | 336,177 | 332,085 | 56,837 | 1,104,262 | 902,461 | 20,708 | 14,702 | 691 |
| Department stores..... | 39 | 39 | 252,977 | 252,977 | 44,552 | 861,065 | 701,950 | 15,447 | 11,200 | 4 |
| Dry goods, general merchandise stores..... | 273 | 161 | 32,389 | 30,305 | 3,505 | 67,686 | 59,714 | 1,291 | 882 | 281 |
| General stores..... | 30 | 16 | 2,218 | 1,944 | 211 | 4,200 | 3,992 | 63 | 57 | 34 |
| Variety stores..... | 431 | 325 | 48,333 | 46,859 | 8,569 | 171,311 | 136,805 | 3,907 | 2,563 | 366 |
| Apparel, Accessories Stores | | | | | | | | | | |
| Total..... | 1,994 | 1,552 | 223,085 | 215,963 | 34,938 | 670,295 | 624,739 | 11,256 | 9,416 | 1,822 |
| Shoe stores..... | 373 | 301 | 38,039 | 36,629 | 5,749 | 105,151 | 95,850 | 1,622 | 1,183 | 233 |
| Men's shoe stores..... | (NA) | 37 | (NA) | 2,900 | 438 | 7,470 | 7,139 | 114 | 96 | (NA) |
| Women's shoe stores..... | (NA) | 41 | (NA) | 9,161 | 1,565 | 28,974 | 26,878 | 420 | 295 | (NA) |
| Children's, juveniles' shoe stores..... | (NA) | 18 | (NA) | 1,042 | 111 | 1,986 | 1,746 | 34 | 26 | (NA) |
| Family shoe stores..... | (NA) | 205 | (NA) | 23,526 | 3,635 | 66,721 | 60,085 | 1,054 | 766 | (NA) |
| Men's, boys' clothing and furnishings stores..... | (NA) | 286 | (NA) | 47,343 | 7,190 | 130,034 | 121,021 | 1,968 | 1,602 | (NA) |
| Men's, boys' clothing stores..... | (NA) | 203 | (NA) | 40,152 | 6,176 | 112,250 | 103,764 | 1,664 | 1,327 | (NA) |
| Men's, boys' furnishings stores..... | (NA) | 83 | (NA) | 7,191 | 1,014 | 17,784 | 17,257 | 304 | 275 | (NA) |
| Family clothing stores..... | (NA) | 88 | (NA) | 25,842 | 4,023 | 76,296 | 71,435 | 1,239 | 1,030 | (NA) |
| Women's clothing, specialty stores..... | 796 | 620 | 93,259 | 90,533 | 15,606 | 311,132 | 292,606 | 5,625 | 4,943 | 719 |
| Ready-to-wear stores..... | (NA) | 410 | (NA) | 79,751 | 14,070 | 282,342 | 266,838 | 5,028 | 4,468 | (NA) |
| Millinery stores..... | (NA) | 74 | (NA) | 4,155 | 678 | 12,551 | 11,418 | 259 | 215 | (NA) |
| Clothing, specialty stores, n.e.c..... | (NA) | 136 | (NA) | 6,627 | 858 | 16,239 | 14,350 | 338 | 260 | (NA) |
| Children's, infants' wear stores..... | 150 | 98 | 6,447 | 5,725 | 591 | 12,680 | 11,355 | 281 | 216 | 182 |
| Apparel stores, n.e.c..... | 219 | 159 | 10,595 | 9,891 | 1,779 | 35,002 | 32,472 | 521 | 442 | 227 |
| Furniture, Home Furnishings, Appliance Dealers | | | | | | | | | | |
| Total..... | 1,610 | 1,120 | 194,251 | 184,791 | 27,622 | 545,075 | 527,069 | 7,462 | 6,878 | 1,773 |
| Furniture, home furnishings stores..... | 950 | 682 | 134,381 | 129,165 | 19,739 | 387,825 | 376,000 | 5,121 | 4,743 | 1,043 |
| Furniture stores..... | (NA) | 400 | (NA) | 99,038 | 15,299 | 296,072 | 288,947 | 3,688 | 3,468 | (NA) |
| Floor covering stores..... | (NA) | 72 | (NA) | 9,490 | 1,628 | 35,928 | 34,023 | 432 | 395 | (NA) |
| Home furnishings stores, n.e.c., antique stores..... | (NA) | 210 | (NA) | 20,637 | 2,812 | 55,825 | 53,030 | 1,001 | 880 | (NA) |
| Household appliance, radio, TV stores..... | 656 | 438 | 59,798 | 55,626 | 7,883 | 157,250 | 151,069 | 2,341 | 2,135 | 720 |
| Household appliance stores..... | (NA) | 147 | (NA) | 21,390 | 2,985 | 58,579 | 56,869 | 1,066 | 1,020 | (NA) |
| Appliance, radio, TV stores..... | (NA) | 149 | (NA) | 25,080 | 3,602 | 72,677 | 70,318 | 903 | 813 | (NA) |
| Radio, TV stores..... | (NA) | 142 | (NA) | 9,156 | 1,296 | 25,994 | 23,882 | 372 | 302 | (NA) |
| Automotive Group | | | | | | | | | | |
| Total..... | 1,010 | 728 | 471,767 | 462,225 | 49,725 | 932,825 | 908,215 | 9,878 | 9,514 | 1,053 |
| Passenger car dealers (franchised)..... | 337 | 305 | 389,236 | 386,482 | 42,236 | 789,614 | 770,171 | 8,087 | 7,850 | 308 |
| Passenger car dealers (nonfranchised)..... | 322 | 192 | 46,514 | 43,194 | 2,370 | 40,578 | 39,047 | 511 | 472 | 365 |
| Tire, battery, accessory dealers..... | 264 | 184 | 27,872 | 25,666 | 4,460 | 88,836 | 85,918 | 1,116 | 1,047 | 280 |
| Motorcycle, aircraft, boat dealers..... | 54 | 32 | 4,303 | 3,699 | 423 | 9,875 | 9,446 | 111 | 98 | 67 |
| Household trailer dealers..... | 26 | 14 | (D) | (D) | (D) | (D) | (D) | (D) | (D) | (D) |
| Automotive dealers, n.e.c..... | 1 | 1 | (D) | (D) | (D) | (D) | (D) | (D) | (D) | (D) |

Standard Notes: (D) Withheld to avoid disclosure. (NA) Not available. n.e.c. Not elsewhere classified. XXX Not applicable. (Z) Less than \$500. ... Represents zero.
¹ Group totals may include data for establishments without payroll which could not be classified by detailed kind of business.

Table 103. RETAIL TRADE: 1954 — STANDARD METROPOLITAN AREAS — Continued

Establishments, Sales, Payroll, and Personnel, by Kind of Business

| Standard metropolitan area and kind of business | Establishments | | Sales | | Payroll, entire year (\$1,000) | Payroll, workweek ended nearest Nov. 15 | | Paid employees, workweek ended nearest Nov. 15 | | Proprietors (unincorporated businesses only) ¹ (Number) |
|---|--------------------|--------------|--|-----------------------------|--------------------------------|---|----------------|--|---------------|--|
| | Total ¹ | With payroll | Total, all establishments ¹ | Establishments with payroll | | Total | Full workweek | Total | Full workweek | |
| | (Number) | (Number) | (\$1,000) | (\$1,000) | | (Dollars) | (Dollars) | (Number) | (Number) | |
| SAN FRANCISCO-OAKLAND STANDARD METROPOLITAN AREA—Con. | | | | | | | | | | |
| Gasoline Service Stations | | | | | | | | | | |
| Total..... | 2,173 | 1,685 | 178,170 | 165,178 | 17,919 | 366,159 | 321,984 | 6,412 | 4,647 | 2,394 |
| Lumber, Bldg. Mats., Hardware, Farm Equipment Dealers | | | | | | | | | | |
| Total..... | 949 | 643 | 128,542 | 119,112 | 15,234 | 294,689 | 276,420 | 3,746 | 3,222 | 1,030 |
| Farm equipment dealers..... | 22 | 18 | 4,035 | 3,967 | 428 | 9,502 | 9,190 | 121 | 113 | 32 |
| Lumber, building materials dealers..... | 265 | 203 | 75,902 | 72,370 | 9,065 | 168,929 | 158,607 | 1,911 | 1,681 | 247 |
| Paint, glass, wallpaper stores..... | 213 | 119 | 12,552 | 10,372 | 1,509 | 31,013 | 30,235 | 394 | 373 | 224 |
| Plumbing, electrical supply stores..... | 50 | 26 | 2,574 | 1,938 | 333 | 6,515 | 6,049 | 88 | 76 | 54 |
| Hardware stores..... | 399 | 277 | 33,479 | 30,465 | 3,899 | 78,730 | 72,339 | 1,232 | 979 | 473 |
| Drug Stores, Proprietary Stores | | | | | | | | | | |
| Total..... | 775 | 703 | 94,680 | 92,704 | 12,303 | 242,827 | 214,157 | 4,004 | 2,979 | 768 |
| Drug stores..... | (NA) | 683 | (NA) | 92,246 | 12,107 | 238,627 | 210,089 | 3,933 | 2,916 | (NA) |
| Proprietary stores..... | (NA) | 20 | (NA) | 1,458 | 196 | 4,200 | 4,068 | 71 | 63 | (NA) |
| Other Retail Stores | | | | | | | | | | |
| Total..... | 4,356 | 2,298 | 245,367 | 206,403 | 26,538 | 514,356 | 475,393 | 8,400 | 6,898 | 4,837 |
| Liquor stores..... | 805 | 523 | 69,182 | 56,700 | 3,555 | 66,718 | 56,560 | 1,167 | 604 | 936 |
| Fuel, ice dealers..... | 69 | 33 | 6,487 | 5,995 | 801 | 15,177 | 14,589 | 183 | 162 | 71 |
| Fuel dealers (coal, wood)..... | (NA) | 13 | (NA) | 582 | 81 | 1,833 | 1,478 | 34 | 22 | (NA) |
| Liquefied petroleum gas dealers..... | (NA) | 6 | (NA) | (D) | (D) | (D) | (D) | (D) | (D) | (NA) |
| Fuel oil dealers..... | (NA) | 11 | (NA) | 4,763 | 626 | 11,456 | 11,232 | 125 | 118 | (NA) |
| Ice dealers..... | (NA) | 3 | (NA) | (D) | (D) | (D) | (D) | (D) | (D) | (NA) |
| Hay, grain, feed stores..... | 50 | 44 | 11,806 | 11,658 | 709 | 13,516 | 13,020 | 184 | 166 | 39 |
| Farm, garden supply stores..... | 99 | 57 | 6,070 | 5,358 | 780 | 15,720 | 13,923 | 318 | 255 | 122 |
| Jewelry stores..... | 439 | 253 | 34,485 | 31,805 | 5,379 | 100,034 | 96,494 | 1,272 | 1,141 | 450 |
| Book stores..... | 93 | 55 | 5,236 | 5,222 | 934 | 18,800 | 17,289 | 326 | 269 | 73 |
| Stationery stores..... | 155 | 113 | 10,708 | 10,138 | 1,618 | 35,710 | 33,883 | 585 | 512 | 178 |
| Sporting goods stores..... | 158 | 98 | 10,785 | 8,941 | 959 | 19,498 | 17,832 | 311 | 255 | 177 |
| Bicycle stores..... | 41 | 15 | 969 | 617 | 70 | 1,512 | 1,226 | 34 | 21 | 43 |
| Florists..... | 284 | 180 | 9,983 | 8,629 | 1,502 | 29,772 | 27,274 | 541 | 424 | 352 |
| Cigar stores, stands..... | 248 | 128 | 8,768 | 7,250 | 992 | 18,221 | 17,306 | 287 | 252 | 256 |
| News dealers, newsstands..... | 65 | 27 | 2,405 | 1,929 | 259 | 5,520 | 4,854 | 141 | 111 | 67 |
| Gift, novelty, souvenir stores..... | 274 | 134 | 8,603 | 7,059 | 1,144 | 22,494 | 19,822 | 457 | 363 | 329 |
| Music stores..... | 141 | 85 | 9,423 | 8,307 | 1,240 | 23,026 | 20,967 | 385 | 307 | 157 |
| Camera, photographic supply stores..... | 90 | 66 | 8,564 | 7,910 | 989 | 19,994 | 18,353 | 307 | 246 | 97 |
| Luggage, leather goods stores..... | 34 | 24 | 1,681 | 1,599 | 221 | 3,998 | 3,446 | 78 | 53 | 29 |
| Optical goods stores..... | 118 | 62 | 4,282 | 3,560 | 1,051 | 21,061 | 20,919 | 228 | 221 | 90 |
| Office, store machine and equipment dealers..... | 46 | 24 | 2,238 | 1,876 | 405 | 7,130 | 6,714 | 117 | 102 | 53 |
| Retail stores (except second-hand) n.e.c..... | 244 | 244 | 13,924 | 13,924 | 2,227 | 45,037 | 41,738 | 780 | 635 | 255 |
| Second-hand stores..... | 285 | 133 | 9,618 | 7,926 | 1,703 | 31,418 | 29,184 | 699 | 599 | 355 |
| Nonstore Retailers | | | | | | | | | | |
| Total..... | 1,152 | 152 | 61,698 | 50,808 | 9,057 | 184,990 | 178,194 | 3,117 | 2,664 | 1,178 |
| Mail order houses..... | 17 | 11 | (D) | (D) | (D) | (D) | (D) | (D) | (D) | (D) |
| Direct selling (house-to-house) organizations..... | 1,034 | 108 | 27,431 | 17,581 | 4,546 | 87,808 | 84,246 | 1,534 | 1,243 | 1,074 |
| Merchandise vending machine operators..... | 101 | 33 | (D) | (D) | (D) | (D) | (D) | (D) | (D) | (D) |
| SAN JOSE STANDARD METROPOLITAN AREA—Coextensive with Santa Clara County, Calif. | | | | | | | | | | |
| Retail trade, total..... | 4,057 | 2,683 | 464,769 | 434,577 | 52,584 | 1,041,357 | 955,728 | 17,194 | 13,907 | 4,573 |
| Food Stores | | | | | | | | | | |
| Total..... | 775 | 443 | 123,347 | 111,801 | 9,048 | 177,620 | 160,776 | 2,357 | 1,885 | 937 |
| Grocery stores..... | 461 | 261 | 104,674 | 96,364 | 7,225 | 141,366 | 128,143 | 1,734 | 1,385 | 557 |
| Meat markets..... | 108 | 70 | 9,419 | 8,075 | 700 | 13,772 | 12,364 | 136 | 150 | 125 |
| Fish (seafood) markets..... | 13 | 7 | 864 | 546 | 33 | 734 | 599 | 14 | 10 | 17 |
| Fruit stores, vegetable markets..... | 51 | 17 | 2,603 | 1,865 | 159 | 2,449 | 2,449 | 35 | 32 | 61 |
| Candy, nut, confectionery stores..... | 16 | 14 | 733 | (D) | 97 | 2,617 | 2,222 | 72 | 55 | 32 |
| Bakery products stores..... | 73 | 51 | 2,843 | 2,503 | 674 | 13,684 | 12,628 | 249 | 213 | 82 |
| Bakeries, with baking on premises..... | (NA) | 47 | (NA) | 2,269 | 616 | 12,606 | 11,602 | 230 | 196 | (NA) |
| Bakeries, without baking on premises..... | (NA) | 4 | (NA) | 234 | 58 | 1,078 | 1,026 | 19 | 17 | (NA) |
| Delicatessen stores..... | 17 | 11 | 904 | 750 | 57 | 908 | 844 | 19 | 15 | 20 |
| Food stores, n.e.c..... | 30 | 12 | 1,191 | (D) | 103 | 2,031 | 1,523 | 48 | 25 | 35 |
| Eating, Drinking Places | | | | | | | | | | |
| Total..... | 684 | 520 | 32,434 | 29,958 | 7,426 | 153,151 | 139,235 | 3,149 | 2,529 | 877 |
| Eating places (except refreshment stands)..... | 424 | 318 | 21,570 | 20,052 | 5,467 | 114,853 | 105,826 | 2,355 | 1,952 | 548 |
| Restaurants, cafeterias..... | (NA) | 309 | (NA) | 19,727 | 5,383 | 113,571 | 104,946 | 2,324 | 1,952 | (NA) |
| Caterers..... | (NA) | 7 | (NA) | (D) | (D) | (D) | (D) | (D) | (D) | (NA) |
| In-plant food contractors..... | (NA) | 2 | (NA) | (D) | (D) | (D) | (D) | (D) | (D) | (NA) |
| Refreshment stands..... | 50 | 38 | 1,666 | 1,496 | 325 | 6,630 | 5,452 | 158 | 98 | 59 |
| Drinking places..... | 208 | 164 | 9,154 | 8,410 | 1,634 | 31,668 | 27,957 | 636 | 469 | 268 |
| General Merchandise Group | | | | | | | | | | |
| Total..... | 121 | 93 | 39,712 | 39,320 | 5,981 | 120,808 | 106,169 | 2,620 | 1,961 | 103 |
| Department stores..... | 7 | 7 | 26,480 | 26,480 | 4,038 | 81,824 | 74,294 | 1,656 | 1,340 | ... |
| Dry goods, general merchandise stores..... | 50 | 38 | (D) | (D) | (D) | (D) | (D) | (D) | (D) | (D) |
| General stores..... | 1 | 1 | (D) | (D) | (D) | (D) | (D) | (D) | (D) | (D) |
| Variety stores..... | 63 | 47 | 7,780 | 7,480 | 1,363 | 27,508 | 21,521 | 714 | 437 | 46 |
| Apparel, Accessories Stores | | | | | | | | | | |
| Total..... | 338 | 276 | 32,669 | 31,421 | 4,462 | 86,196 | 78,407 | 1,676 | 1,312 | 307 |
| Shoe stores..... | 70 | 56 | 6,271 | 5,969 | 839 | 15,203 | 13,698 | 265 | 184 | 49 |
| Men's shoe stores..... | (NA) | 8 | (NA) | 638 | 88 | 1,486 | 1,465 | 20 | 18 | (NA) |
| Women's shoe stores..... | (NA) | 10 | (NA) | 2,092 | 342 | 6,100 | 5,545 | 116 | 80 | (NA) |
| Children's, juveniles' shoe stores..... | (NA) | 3 | (NA) | 75 | 9 | 148 | 60 | 4 | 1 | (NA) |
| Family shoe stores..... | (NA) | 35 | (NA) | 3,164 | 400 | 7,469 | 6,628 | 125 | 85 | (NA) |
| Men's, boys' clothing and furnishings stores..... | (NA) | 48 | (NA) | 5,773 | 722 | 14,115 | 12,921 | 230 | 184 | (NA) |
| Men's, boys' clothing stores..... | (NA) | 37 | (NA) | 4,483 | 596 | 11,475 | 10,359 | 178 | 136 | (NA) |
| Men's, boys' furnishings stores..... | (NA) | 11 | (NA) | 1,290 | 126 | 2,640 | 2,562 | 52 | 48 | (NA) |
| Family clothing stores..... | (NA) | 16 | (NA) | 4,680 | 694 | 12,636 | 11,775 | 232 | 189 | (NA) |

Standard Notes: (D) Withheld to avoid disclosure. (NA) Not available. n.e.c. Not elsewhere classified. XXX Not applicable. (Z) Less than \$500. ... Represents zero.
¹ Group totals may include data for establishments without payroll which could not be classified by detailed kind of business.

RETAIL TRADE—AREA STATISTICS

Table 103. RETAIL TRADE: 1954 — STANDARD METROPOLITAN AREAS — Continued

Establishments, Sales, Payroll, and Personnel, by Kind of Business

| Standard metropolitan area and kind of business | Establishments | | Sales | | Payroll, entire year (\$1,000) | Payroll, workweek ended nearest Nov. 15 | | Paid employees, workweek ended nearest Nov. 15 | | Proprietors (unincorporated businesses only) ¹ (Number) |
|---|-----------------------------|-----------------------|--|---------------------------------------|--------------------------------|---|-------------------------|--|------------------------|--|
| | Total ¹ (Number) | With payroll (Number) | Total, all establishments ¹ (\$1,000) | Establishments with payroll (\$1,000) | | Total (Dollars) | Full workweek (Dollars) | Total (Number) | Full workweek (Number) | |
| SAN JOSE STANDARD METROPOLITAN AREA—Con. | | | | | | | | | | |
| Apparel, Accessories Stores—Con. | | | | | | | | | | |
| Women's clothing, specialty stores | 134 | 118 | 13,454 | 13,138 | 1,982 | 39,357 | 35,603 | 837 | 668 | 121 |
| Ready-to-wear stores | (NA) | 87 | (NA) | 11,533 | 1,782 | 35,364 | 31,974 | 744 | 597 | (NA) |
| Millinery stores | (NA) | 12 | (NA) | 513 | 89 | 1,863 | 1,701 | 44 | 36 | (NA) |
| Clothing, specialty stores, n.e.c. | (NA) | 19 | (NA) | 1,092 | 111 | 2,130 | 1,928 | 49 | 35 | (NA) |
| Children's, infants' wear stores | 35 | 25 | 1,473 | 1,269 | 115 | 2,541 | 2,322 | 68 | 52 | 43 |
| Apparel stores, n.e.c. | 19 | 13 | 604 | 592 | 110 | 2,344 | 2,088 | 44 | 35 | 21 |
| Furniture, Home Furnishings, Appliance Dealers | | | | | | | | | | |
| Total | 275 | 209 | 31,747 | 30,551 | 4,256 | 84,350 | 81,018 | 1,252 | 1,124 | 328 |
| Furniture, home furnishings stores | 160 | 118 | 19,206 | 18,334 | 2,625 | 52,751 | 50,606 | 806 | 727 | 204 |
| Furniture stores | (NA) | 67 | (NA) | 14,378 | 1,929 | 40,779 | 38,867 | 633 | 566 | (NA) |
| Floor covering stores | (NA) | 12 | (NA) | 1,887 | 398 | 6,130 | 6,029 | 68 | 64 | (NA) |
| Home furnishings stores, n.e.c., antique stores | (NA) | 39 | (NA) | 2,069 | 298 | 5,842 | 5,710 | 105 | 97 | (NA) |
| Household appliance, radio, TV stores | 115 | 91 | 12,541 | 12,217 | 1,631 | 31,599 | 30,412 | 446 | 397 | 124 |
| Household appliance stores | (NA) | 30 | (NA) | 4,296 | 638 | 11,587 | 11,267 | 170 | 161 | (NA) |
| Appliance, radio, TV stores | (NA) | 32 | (NA) | 5,885 | 707 | 14,062 | 13,595 | 180 | 161 | (NA) |
| Radio, TV stores | (NA) | 29 | (NA) | 2,036 | 286 | 5,950 | 5,550 | 96 | 75 | (NA) |
| Automotive Group | | | | | | | | | | |
| Total | 234 | 172 | 72,045 | 70,559 | 7,609 | 144,805 | 141,665 | 1,696 | 1,615 | 263 |
| Passenger car dealers (franchised) | 72 | 70 | 53,799 | (D) | 6,023 | 113,491 | 111,513 | 1,283 | 1,235 | 70 |
| Passenger car dealers (nonfranchised) | 85 | 49 | 10,466 | 9,504 | 586 | 11,376 | 10,777 | 156 | 140 | 107 |
| Tire, battery, accessory dealers | 62 | 42 | 5,939 | 5,571 | 891 | 18,018 | 17,530 | 228 | 211 | 68 |
| Motorcycle, aircraft, boat dealers | 6 | 6 | 576 | 526 | 31 | 655 | 655 | 11 | 11 | 5 |
| Household trailer dealers | 7 | 5 | 1,269 | (D) | 78 | 1,265 | 1,190 | 18 | 17 | 11 |
| Automotive dealers, n.e.c. | ••• | ••• | ••• | ••• | ••• | ••• | ••• | ••• | ••• | ••• |
| Gasoline Service Stations | | | | | | | | | | |
| Total | 460 | 340 | 34,723 | 31,939 | 3,026 | 64,011 | 53,671 | 1,229 | 795 | 510 |
| Lumber, Bldg. Mats., Hardware, Farm Equipment Dealers | | | | | | | | | | |
| Total | 186 | 138 | 34,950 | 33,642 | 4,075 | 75,286 | 69,568 | 951 | 842 | 195 |
| Farm equipment dealers | 11 | 11 | 3,071 | 3,071 | 327 | 7,533 | 7,407 | 92 | 87 | 12 |
| Lumber, building materials dealers | 68 | 54 | 21,412 | 20,958 | 2,277 | 41,140 | 39,893 | 466 | 431 | 35 |
| Paint, glass, wallpaper stores | 30 | 16 | 1,995 | 1,733 | 438 | 6,388 | 5,795 | 84 | 75 | 35 |
| Plumbing, electrical supply stores | 10 | 6 | 1,174 | 938 | 113 | 2,313 | 2,249 | 28 | 26 | 16 |
| Hardware stores | 67 | 51 | 7,360 | 6,942 | 920 | 17,912 | 14,224 | 281 | 223 | 75 |
| Drug Stores, Proprietary Stores | | | | | | | | | | |
| Total | 118 | 100 | 15,211 | 14,877 | 1,777 | 35,836 | 31,348 | 677 | 487 | 141 |
| Drug stores | (NA) | 98 | (NA) | (D) | (D) | (D) | (D) | (D) | (D) | (NA) |
| Proprietary stores | (NA) | 2 | (NA) | (D) | (D) | (D) | (D) | (D) | (D) | (NA) |
| Other Retail Stores | | | | | | | | | | |
| Total | 643 | 367 | 42,409 | 37,379 | 4,217 | 85,115 | 80,176 | 1,375 | 1,165 | 685 |
| Liquor stores | 78 | 58 | 8,005 | 6,617 | 421 | 7,672 | 7,198 | 135 | 109 | 87 |
| Fuel, ice dealers | 18 | 16 | 1,900 | (D) | 375 | 7,034 | 6,876 | 92 | 88 | 7 |
| Fuel dealers (coal, wood) | (NA) | 1 | (NA) | (D) | (D) | (D) | (D) | (D) | (D) | (NA) |
| Liquefied petroleum gas dealers | (NA) | 10 | (NA) | 1,161 | 243 | 4,507 | 4,462 | 58 | 57 | (NA) |
| Fuel oil dealers | (NA) | 3 | (NA) | (D) | (D) | (D) | (D) | (D) | (D) | (NA) |
| Ice dealers | (NA) | 2 | (NA) | (D) | (D) | (D) | (D) | (D) | (D) | (NA) |
| Hay, grain, feed stores | 23 | 23 | 8,216 | 8,216 | 410 | 8,766 | 8,466 | 132 | 122 | 26 |
| Farm, garden supply stores | 30 | 18 | 2,397 | 2,223 | 279 | 5,263 | 5,048 | 75 | 69 | 34 |
| Jewelry stores | 65 | 37 | 4,203 | 3,703 | 632 | 12,465 | 12,034 | 176 | 164 | 69 |
| Book stores | 14 | 12 | 1,443 | (D) | 148 | 2,691 | 2,296 | 62 | 41 | 8 |
| Stationery stores | 23 | 15 | 1,456 | 1,300 | 259 | 5,424 | 5,031 | 87 | 73 | 23 |
| Sporting goods stores | 27 | 17 | 2,454 | 2,152 | 302 | 4,749 | 4,406 | 76 | 55 | 28 |
| Bicycle stores | 8 | 6 | 193 | (D) | 17 | 387 | 265 | 9 | 5 | 7 |
| Florists | 26 | 16 | 847 | 711 | 98 | 2,103 | 1,916 | 43 | 34 | 29 |
| Cigar stores, stands | 22 | 12 | 731 | 595 | 47 | 1,151 | 991 | 29 | 21 | 30 |
| News dealers, newsstands | 9 | 5 | 420 | 262 | 33 | 742 | 689 | 15 | 11 | 9 |
| Gift, novelty, souvenir stores | 39 | 23 | 985 | 863 | 113 | 3,001 | 2,557 | 69 | 52 | 47 |
| Music stores | 23 | 15 | 1,788 | 1,716 | 233 | 5,201 | 5,075 | 81 | 75 | 26 |
| Camera, photographic supply stores | 19 | 17 | 1,806 | (D) | 227 | 4,327 | 4,234 | 68 | 62 | 19 |
| Luggage, leather goods stores | 3 | 3 | (D) | (D) | (D) | (D) | (D) | (D) | (D) | (D) |
| Optical goods stores | 16 | 10 | 900 | 808 | 201 | 4,304 | 4,304 | 49 | 49 | 9 |
| Office, store machine and equipment dealers | 9 | 7 | 348 | (D) | 89 | 1,915 | 1,810 | 24 | 22 | 9 |
| Retail stores (except second-hand) n.e.c. | 34 | 34 | (D) | (D) | (D) | (D) | (D) | (D) | (D) | (D) |
| Second-hand stores | 43 | 23 | 1,370 | 1,146 | 174 | 3,853 | 3,627 | 61 | 50 | 54 |
| Nonstore Retailers | | | | | | | | | | |
| Total | 221 | 25 | 5,522 | 3,130 | 707 | 14,179 | 13,695 | 212 | 192 | 227 |
| Mail order houses | 8 | 2 | 57 | (D) | (D) | (D) | (D) | (D) | (D) | (D) |
| Direct selling (house-to-house) organizations | 199 | 19 | 4,839 | 2,933 | 692 | 13,742 | 13,435 | 200 | 185 | 202 |
| Merchandise vending machine operators | 14 | 4 | 626 | (D) | (D) | (D) | (D) | (D) | (D) | (D) |
| STOCKTON STANDARD METROPOLITAN AREA—Coextensive with San Joaquin County, Calif. | | | | | | | | | | |
| Retail trade, total | 2,537 | 1,693 | 259,012 | 238,856 | 29,100 | 579,589 | 543,069 | 9,575 | 8,056 | 2,917 |
| Food Stores | | | | | | | | | | |
| Total | 444 | 270 | 58,555 | 51,765 | 3,854 | 74,423 | 66,922 | 1,185 | 911 | 556 |
| Grocery stores | 308 | 180 | 50,047 | 44,609 | 2,945 | 56,710 | 50,822 | 868 | 655 | 389 |
| Meat markets | 48 | 40 | 4,413 | 4,133 | 391 | 7,483 | 6,626 | 126 | 95 | 55 |
| Fish (seafood) markets | 3 | 1 | 206 | (D) | (D) | (D) | (D) | (D) | (D) | (D) |
| Fruit stores, vegetable markets | 35 | 11 | 1,304 | 480 | 66 | 693 | 639 | 14 | 12 | 46 |
| Candy, nut, confectionery stores | 5 | 5 | 270 | 270 | 49 | 1,125 | 1,012 | 24 | 20 | 2 |
| Bakery products stores | 20 | 18 | 1,038 | (D) | (D) | (D) | (D) | (D) | (D) | (D) |
| Bakeries, with baking on premises | (NA) | 17 | (NA) | 977 | 275 | 5,597 | 5,223 | 94 | 79 | (NA) |
| Bakeries, without baking on premises | (NA) | 1 | (NA) | (D) | (D) | (D) | (D) | (D) | (D) | (NA) |
| Delicatessen stores | 4 | 4 | 381 | 381 | 35 | 903 | 875 | 14 | 13 | 9 |
| Food stores, n.e.c. | 21 | 11 | 896 | 730 | 82 | 1,664 | 1,497 | 39 | 32 | 23 |

Standard Notes: (D) Withheld to avoid disclosure. (NA) Not available. n.e.c. Not elsewhere classified. XXX Not applicable. (Z) Less than \$500. ... Represents zero.
¹ Group totals may include data for establishments without payroll which could not be classified by detailed kind of business.

Table 105. RETAIL TRADE: 1954 — STANDARD METROPOLITAN AREAS — Continued

Establishments, Sales, Payroll, and Personnel, by Kind of Business

| Standard metropolitan area and kind of business | Establishments | | Sales | | Payroll, entire year (\$1,000) | Payroll, workweek ended nearest Nov. 15 | | Paid employees, workweek ended nearest Nov. 15 | | Proprietors (unincorporated businesses only) ¹ (Number) |
|---|-----------------------------|-----------------------|--|---------------------------------------|--------------------------------|---|-------------------------|--|------------------------|--|
| | Total ¹ (Number) | With payroll (Number) | Total, all establishments ¹ (\$1,000) | Establishments with payroll (\$1,000) | | Total (Dollars) | Full workweek (Dollars) | Total (Number) | Full workweek (Number) | |
| STOCKTON STANDARD METROPOLITAN AREA—Con. | | | | | | | | | | |
| Eating, Drinking Places | | | | | | | | | | |
| Total | 586 | 434 | 21,590 | 19,370 | 4,332 | 86,902 | 79,402 | 1,923 | 1,569 | 776 |
| Eating places (except refreshment stands) | 289 | 215 | 12,236 | 11,186 | 2,923 | 57,632 | 53,187 | 1,314 | 1,103 | 384 |
| Restaurants, cafeterias | (NA) | 208 | (NA) | 10,841 | 2,863 | 56,343 | 52,057 | 1,287 | 1,087 | (NA) |
| Caterers | (NA) | 4 | (NA) | (D) | (D) | (D) | (D) | (D) | (D) | (NA) |
| In-plant food contractors | (NA) | 3 | (NA) | (D) | (D) | (D) | (D) | (D) | (D) | (NA) |
| Refreshment stands | 36 | 20 | 875 | 719 | 113 | 2,627 | 2,193 | 76 | 51 | 48 |
| Drinking places | 257 | 199 | 8,439 | 7,465 | 1,296 | 26,643 | 24,022 | 533 | 415 | 340 |
| General Merchandise Group | | | | | | | | | | |
| Total | 74 | 64 | 23,020 | 22,784 | 3,267 | 64,964 | 58,534 | 1,329 | 1,012 | 58 |
| Department stores | 6 | 6 | 12,487 | 12,487 | 1,908 | 38,859 | 35,669 | 656 | 515 | 2 |
| Dry goods, general merchandise stores | 25 | 19 | 5,025 | 4,891 | 658 | 12,462 | 11,493 | 284 | 240 | 26 |
| General stores | 11 | 9 | 700 | (D) | 24 | 433 | 377 | 12 | 8 | 11 |
| Variety stores | 32 | 30 | 4,808 | (D) | 677 | 13,210 | 10,995 | 377 | 249 | 19 |
| Apparel, Accessories Stores | | | | | | | | | | |
| Total | 193 | 147 | 16,070 | 15,054 | 2,236 | 43,740 | 41,603 | 823 | 721 | 176 |
| Shoe stores | 43 | 35 | 3,183 | 2,845 | 377 | 7,164 | 6,526 | 131 | 98 | 26 |
| Men's shoe stores | (NA) | 4 | (NA) | (D) | (D) | (D) | (D) | (D) | (D) | (NA) |
| Women's shoe stores | (NA) | 8 | (NA) | 1,047 | 126 | 2,559 | 2,402 | 49 | 37 | (NA) |
| Children's, juveniles' shoe stores | (NA) | 1 | (NA) | (D) | (D) | (D) | (D) | (D) | (D) | (NA) |
| Family shoe stores | (NA) | 22 | (NA) | 1,530 | 215 | 3,927 | 3,459 | 73 | 53 | (NA) |
| Men's, boys' clothing and furnishings stores | (NA) | 35 | (NA) | 4,085 | 582 | 10,733 | 10,243 | 169 | 153 | (NA) |
| Men's, boys' clothing stores | (NA) | 30 | (NA) | 3,584 | 510 | 10,190 | 9,700 | 158 | 142 | (NA) |
| Men's, boys' furnishings stores | (NA) | 5 | (NA) | 501 | 72 | 543 | 543 | 11 | 11 | (NA) |
| Family clothing stores | (NA) | 11 | (NA) | 2,467 | 423 | 8,707 | 8,635 | 164 | 160 | (NA) |
| Women's clothing, specialty stores | 62 | 54 | 5,185 | 5,145 | 795 | 15,833 | 14,981 | 332 | 287 | 43 |
| Ready-to-wear stores | (NA) | 38 | (NA) | 4,539 | 713 | 14,178 | 13,395 | 293 | 255 | (NA) |
| Millinery stores | (NA) | 9 | (NA) | 285 | 46 | 874 | 848 | 24 | 20 | (NA) |
| Clothing, specialty stores, n.e.c. | (NA) | 7 | (NA) | 321 | 36 | 781 | 738 | 15 | 12 | (NA) |
| Children's, infants' wear stores | 7 | 5 | 398 | (D) | 27 | 522 | 454 | 13 | 10 | 10 |
| Apparel stores, n.e.c. | 13 | 7 | 298 | (D) | 32 | 781 | 762 | 14 | 13 | 12 |
| Furniture, Home Furnishings, Appliance Dealers | | | | | | | | | | |
| Total | 139 | 83 | 13,639 | 12,705 | 1,845 | 39,476 | 38,512 | 570 | 533 | 162 |
| Furniture, home furnishings stores | 72 | 46 | 9,918 | 9,458 | 1,417 | 31,572 | 31,015 | 446 | 425 | 90 |
| Furniture stores | (NA) | 30 | (NA) | 8,136 | 1,156 | 26,360 | 25,813 | 356 | 336 | (NA) |
| Floor covering stores | (NA) | 4 | (NA) | 298 | 57 | 1,067 | 1,057 | 10 | 9 | (NA) |
| Home furnishings stores, n.e.c., antique stores | (NA) | 12 | (NA) | 1,024 | 204 | 4,415 | 4,145 | 80 | 80 | (NA) |
| Household appliance, radio, TV stores | 65 | 37 | 3,663 | 3,247 | 428 | 7,904 | 7,497 | 124 | 108 | 70 |
| Household appliance stores | (NA) | 10 | (NA) | 742 | 125 | 2,705 | 2,548 | 45 | 38 | (NA) |
| Appliance, radio, TV stores | (NA) | 15 | (NA) | 1,466 | 199 | 3,252 | 3,180 | 47 | 43 | (NA) |
| Radio, TV stores | (NA) | 12 | (NA) | 1,039 | 104 | 1,947 | 1,769 | 32 | 27 | (NA) |
| Automotive Group | | | | | | | | | | |
| Total | 157 | 111 | 47,469 | 45,559 | 5,361 | 105,054 | 103,274 | 1,219 | 1,174 | 166 |
| Passenger car dealers (franchised) | 50 | 46 | 36,974 | 36,860 | 4,497 | 89,010 | 87,652 | 985 | 961 | 43 |
| Passenger car dealers (nonfranchised) | 50 | 26 | 5,448 | 4,232 | 295 | 5,599 | 5,464 | 76 | 68 | 61 |
| Tire, battery, accessory dealers | 40 | 32 | 3,889 | 3,623 | 497 | 9,124 | 8,837 | 134 | 121 | 42 |
| Motorcycle, aircraft, boat dealers | 5 | 5 | (D) | (D) | (D) | (D) | (D) | (D) | (D) | (D) |
| Household trailer dealers | 8 | 2 | (D) | (D) | (D) | (D) | (D) | (D) | (D) | (D) |
| Automotive dealers, n.e.c. | ... | ... | ... | ... | ... | ... | ... | ... | ... | ... |
| Gasoline Service Stations | | | | | | | | | | |
| Total | 283 | 179 | 17,537 | 14,857 | 1,424 | 30,770 | 26,745 | 533 | 380 | 340 |
| Lumber, Bldg. Matis., Hardware, Farm Equipment Dealers | | | | | | | | | | |
| Total | 141 | 113 | 25,918 | 25,082 | 3,217 | 65,635 | 64,075 | 828 | 776 | 123 |
| Farm equipment dealers | 25 | 23 | 10,372 | (D) | 1,364 | 29,884 | 29,818 | 333 | 330 | 23 |
| Lumber, building materials dealers | 45 | 39 | 8,592 | 8,346 | 1,016 | 19,651 | 18,724 | 256 | 228 | 33 |
| Paint, glass, wallpaper stores | 13 | 9 | 809 | 739 | 94 | 1,632 | 1,772 | 26 | 25 | 10 |
| Plumbing, electrical supply stores | 10 | 8 | 978 | (D) | 186 | 3,543 | 3,543 | 36 | 36 | 11 |
| Hardware stores | 46 | 34 | 5,155 | 4,663 | 557 | 10,725 | 10,218 | 177 | 157 | 44 |
| Drug Stores, Proprietary Stores | | | | | | | | | | |
| Total | 67 | 55 | 7,852 | 7,644 | 938 | 17,131 | 15,382 | 304 | 232 | 72 |
| Drug stores | (NA) | 52 | (NA) | (D) | (D) | (D) | (D) | (D) | (D) | (NA) |
| Proprietary stores | (NA) | 3 | (NA) | (D) | (D) | (D) | (D) | (D) | (D) | (NA) |
| Other Retail Stores | | | | | | | | | | |
| Total | 374 | 220 | 24,774 | 22,234 | 2,297 | 45,128 | 42,532 | 775 | 670 | 407 |
| Liquor stores | 51 | 41 | 3,428 | 3,116 | 185 | 3,401 | 3,002 | 72 | 49 | 54 |
| Fuel, ice dealers | 18 | 12 | 1,601 | 1,563 | 284 | 5,683 | 5,584 | 68 | 66 | 17 |
| Fuel dealers (coal, wood) | (NA) | 1 | (NA) | (D) | (D) | (D) | (D) | (D) | (D) | (NA) |
| Liquefied petroleum gas dealers | (NA) | 9 | (NA) | 1,392 | 235 | 4,673 | 4,574 | 55 | 53 | (NA) |
| Fuel oil dealers | (NA) | 1 | (NA) | (D) | (D) | (D) | (D) | (D) | (D) | (NA) |
| Ice dealers | (NA) | 1 | (NA) | (D) | (D) | (D) | (D) | (D) | (D) | (NA) |
| Hay, grain, feed stores | 20 | 18 | 5,404 | (D) | 385 | 7,915 | 7,784 | 112 | 108 | 14 |
| Farm, garden supply stores | 36 | 22 | 3,724 | 3,386 | 237 | 4,317 | 4,210 | 72 | 68 | 46 |
| Jewelry stores | 38 | 24 | 2,471 | 2,125 | 362 | 7,056 | 6,814 | 100 | 93 | 36 |
| Book stores | 7 | 5 | 578 | (D) | 56 | 1,396 | 1,348 | 26 | 25 | 6 |
| Stationery stores | 5 | 5 | 417 | 417 | 37 | 661 | 603 | 16 | 13 | 11 |
| Sporting goods stores | 20 | 8 | 474 | 380 | 53 | 761 | 547 | 19 | 11 | 21 |
| Bicycle stores | 1 | 1 | (D) | (D) | (D) | (D) | (D) | (D) | (D) | (D) |
| Florists | 21 | 13 | 666 | 562 | 100 | 2,076 | 1,979 | 37 | 32 | 24 |
| Cigar stores, stands | 5 | 1 | (D) | (D) | (D) | (D) | (D) | (D) | (D) | (D) |
| News dealers, newsstands | 18 | 8 | 612 | 468 | 46 | 870 | 760 | 43 | 37 | 19 |
| Gift, novelty, souvenir stores | 10 | 6 | 173 | 151 | 11 | 264 | 166 | 12 | 4 | 12 |
| Music stores | 8 | 4 | 545 | 439 | 35 | 687 | 645 | 14 | 12 | 11 |
| Camera, photographic supply stores | 7 | 7 | 557 | 557 | 45 | 925 | 844 | 19 | 17 | 7 |
| Luggage, leather goods stores | 1 | 1 | (D) | (D) | (D) | (D) | (D) | (D) | (D) | (D) |
| Optical goods stores | 10 | 4 | 347 | 213 | 50 | 955 | 955 | 10 | 10 | 9 |
| Office, store machine and equipment dealers | 5 | 5 | 287 | 287 | 68 | 1,030 | 1,030 | 13 | 13 | 7 |
| Retail stores (except second-hand) n.e.c. | 19 | 19 | 1,195 | 1,195 | 132 | 2,805 | 2,191 | 59 | 40 | 21 |
| Second-hand stores | 38 | 16 | 1,326 | 1,326 | 211 | 3,986 | 3,755 | 77 | 67 | 41 |

Standard Notes: (D) Withheld to avoid disclosure. (NA) Not available. n.e.c. Not elsewhere classified. XXX Not applicable. (Z) Less than \$500. ... Represents zero.
¹ Group totals may include data for establishments without payroll which could not be classified by detailed kind of business.

RETAIL TRADE—AREA STATISTICS

Table 103. RETAIL TRADE: 1954 — STANDARD METROPOLITAN AREAS — Continued

Establishments, Sales, Payroll, and Personnel, by Kind of Business

| Standard metropolitan area and kind of business | Establishments | | Sales | | Payroll, entire year (\$1,000) | Payroll, workweek ended nearest Nov. 15 | | Paid employees, workweek ended nearest Nov. 15 | | Proprietors (unincorporated businesses only) ¹ (Number) |
|--|-----------------------------|-----------------------|--|---------------------------------------|--------------------------------|---|-------------------------|--|------------------------|--|
| | Total ¹ (Number) | With payroll (Number) | Total, all establishments ¹ (\$1,000) | Establishments with payroll (\$1,000) | | Total (Dollars) | Full workweek (Dollars) | Total (Number) | Full workweek (Number) | |
| STOCKTON STANDARD METROPOLITAN AREA—Con. | | | | | | | | | | |
| Nonstore Retailers | | | | | | | | | | |
| Total..... | 79 | 17 | 2,588 | 1,802 | 329 | 6,366 | 6,088 | 86 | 78 | 81 |
| Mail order houses..... | 2 | 2 | (D) | (D) | (D) | (D) | (D) | (D) | (D) | (D) |
| Direct selling (house-to-house) organizations..... | 68 | 12 | 1,802 | 1,066 | 248 | 4,737 | 4,499 | 64 | 58 | 70 |
| Merchandise vending machine operators..... | 9 | 3 | (D) | (D) | (D) | (D) | (D) | (D) | (D) | (D) |

Standard Notes: (D) Withheld to avoid disclosure. (NA) Not available. n.e.c. Not elsewhere classified. XXX Not applicable. (Z) Less than \$500. ... Represents zero.
¹ Group totals may include data for establishments without payroll which could not be classified by detailed kind of business.

Table 103A. RETAIL TRADE: 1948¹— STANDARD METROPOLITAN AREAS

Establishments and Sales, by Kind of Business

| Kind of business | Establishments, 1948 | | Sales, 1948 | | Establishments, 1948 | | Sales, 1948 | | Establishments, 1948 | | Sales, 1948 | |
|---|----------------------|-----------------------|-------------------------------------|---------------------------------------|----------------------|-----------------------|-------------------------------------|---------------------------------------|----------------------|-----------------------|-------------------------------------|---------------------------------------|
| | Total (Number) | With payroll (Number) | Total, all establishments (\$1,000) | Establishments with payroll (\$1,000) | Total (Number) | With payroll (Number) | Total, all establishments (\$1,000) | Establishments with payroll (\$1,000) | Total (Number) | With payroll (Number) | Total, all establishments (\$1,000) | Establishments with payroll (\$1,000) |
| FRESNO STANDARD METROPOLITAN AREA | | | | | | | | | | | | |
| LOS ANGELES-LONG BEACH STANDARD METROPOLITAN AREA | | | | | | | | | | | | |
| SACRAMENTO STANDARD METROPOLITAN AREA | | | | | | | | | | | | |
| Retail trade, total..... | 3,133 | 2,153 | 284,965 | 261,648 | 47,195 | 32,270 | 4,681,474 | 4,348,313 | 2,837 | 2,007 | 297,151 | 276,062 |
| Food stores..... | 759 | 436 | 65,052 | 54,844 | 8,158 | 4,782 | 1,046,717 | 945,943 | 584 | 349 | 68,990 | 61,080 |
| Eating, drinking places..... | 657 | 484 | 20,858 | 18,903 | 9,253 | 7,292 | 401,730 | 381,567 | 736 | 601 | 30,395 | 29,000 |
| General merchandise group..... | 114 | 95 | 27,345 | 27,053 | 1,553 | 1,094 | (D) | (D) | 91 | 66 | 35,552 | 35,217 |
| Apparel, accessories stores..... | 187 | 143 | 20,023 | 18,981 | 4,231 | 3,142 | 328,774 | 312,947 | 195 | 146 | 23,289 | 21,752 |
| Furniture, home furnishings, appliance dealers..... | 179 | 127 | 14,916 | 13,991 | 3,696 | 2,564 | 307,456 | 286,325 | 159 | 111 | 21,466 | 20,544 |
| Automotive group..... | 180 | 147 | 45,988 | 43,872 | 2,355 | 1,839 | 763,596 | 727,133 | 147 | 108 | 47,812 | 46,015 |
| Gasoline service stations..... | 387 | 231 | 15,428 | 12,594 | 6,035 | 3,956 | 262,395 | 221,225 | 313 | 213 | 13,775 | 11,485 |
| Lumber, building materials, hardware, farm equipment dealers..... | 190 | 160 | 37,827 | 37,083 | 2,233 | 1,666 | 326,451 | 311,587 | 150 | 114 | 22,392 | 20,525 |
| Drug stores, proprietary stores..... | 77 | 68 | 8,442 | 8,135 | 1,370 | 1,253 | 175,606 | 172,712 | 94 | 84 | 10,676 | 10,320 |
| Other retail stores..... | 391 | 251 | 26,710 | (D) | 8,115 | 4,507 | (D) | (D) | 355 | 202 | 19,920 | 17,240 |
| Nonstore retailers..... | 12 | 11 | 2,376 | (D) | 196 | 175 | 93,785 | 93,124 | 13 | 13 | 2,884 | 2,884 |
| SAN BERNARDINO-RIVERSIDE-ONTARIO STANDARD METROPOLITAN AREA | | | | | | | | | | | | |
| SAN DIEGO STANDARD METROPOLITAN AREA | | | | | | | | | | | | |
| SAN FRANCISCO-OAKLAND STANDARD METROPOLITAN AREA | | | | | | | | | | | | |
| Retail trade, total..... | 5,630 | 3,638 | 410,570 | 371,716 | 5,484 | 3,885 | 505,354 | 471,722 | 24,204 | 16,593 | 2,350,059 | 2,177,855 |
| Food stores..... | 1,155 | 587 | 105,972 | 91,463 | 1,056 | 629 | 120,032 | 106,826 | 5,663 | 3,264 | 571,955 | 490,695 |
| Eating, drinking places..... | 1,229 | 863 | 35,111 | 31,605 | 1,161 | 937 | 40,825 | 38,351 | 5,910 | 4,707 | 262,663 | 247,471 |
| General merchandise group..... | 185 | 136 | 38,405 | 37,695 | 182 | 126 | 54,931 | 54,212 | 649 | 489 | (D) | (D) |
| Apparel, accessories stores..... | 340 | 248 | 18,510 | 16,653 | 415 | 320 | 33,140 | 31,639 | 2,036 | 1,441 | 209,226 | 200,129 |
| Furniture, home furnishings, appliance dealers..... | 298 | 219 | 20,288 | 18,944 | 359 | 268 | 33,291 | 32,054 | 1,350 | 943 | 152,714 | 151,452 |
| Automotive group..... | 303 | 248 | 60,528 | 57,896 | 267 | 223 | 83,985 | 82,725 | 925 | 726 | 331,844 | 322,704 |
| Gasoline service stations..... | 887 | 504 | 31,302 | 24,927 | 635 | 419 | 25,542 | 21,714 | 2,036 | 1,423 | 100,973 | 88,257 |
| Lumber, building materials, hardware, farm equipment dealers..... | 360 | 267 | 44,455 | 42,237 | 275 | 214 | 46,212 | 44,004 | 845 | 624 | 117,898 | 113,113 |
| Drug stores, proprietary stores..... | 121 | 112 | 13,512 | 13,261 | 160 | 151 | 17,794 | 17,647 | 777 | 678 | 73,017 | 70,363 |
| Other retail stores..... | 740 | 443 | 40,802 | (D) | 956 | 582 | 46,273 | (D) | 3,934 | 2,224 | (D) | (D) |
| Nonstore retailers..... | 12 | 11 | 1,685 | (D) | 18 | 16 | 3,329 | (D) | 79 | 74 | 49,375 | 49,309 |
| SAN JOSE STANDARD METROPOLITAN AREA | | | | | | | | | | | | |
| STOCKTON STANDARD METROPOLITAN AREA | | | | | | | | | | | | |
| Retail trade, total..... | 2,777 | 1,962 | 279,231 | 258,717 | 2,182 | 1,491 | 201,875 | 185,640 | | | | |
| Food stores..... | 570 | 331 | 64,806 | 55,411 | 426 | 238 | 46,462 | 40,134 | | | | |
| Eating, drinking places..... | 527 | 414 | 21,768 | 20,419 | 572 | 435 | 21,226 | 19,585 | | | | |
| General merchandise group..... | 89 | 69 | 30,311 | 30,027 | 62 | 58 | 19,099 | 19,077 | | | | |
| Apparel, accessories stores..... | 231 | 184 | 24,869 | 23,937 | 153 | 120 | 15,561 | 14,774 | | | | |
| Furniture, home furnishings, appliance dealers..... | 198 | 146 | 17,470 | 16,485 | 100 | 75 | 13,169 | 12,559 | | | | |
| Automotive group..... | 152 | 131 | 40,786 | 39,956 | 136 | 104 | 34,424 | 33,195 | | | | |
| Gasoline service stations..... | 346 | 219 | 14,921 | 12,090 | 264 | 147 | 10,205 | 7,697 | | | | |
| Lumber, building materials, hardware, farm equipment dealers..... | 149 | 124 | 28,148 | 27,593 | 114 | 82 | 20,114 | 19,387 | | | | |
| Drug stores, proprietary stores..... | 87 | 81 | 9,425 | 9,201 | 61 | 57 | 4,791 | 4,701 | | | | |
| Other retail stores..... | 418 | 297 | 25,676 | 22,594 | 286 | 168 | 16,050 | (D) | | | | |
| Nonstore retailers..... | 10 | 6 | 1,051 | 1,004 | 8 | 6 | 774 | (D) | | | | |

Standard Notes: (D) Withheld to avoid disclosure. (NA) Not available. ... Represents zero.

¹ Data in this table differ from those which appeared in the publications of the 1948 Census of Retail Trade. For a description of the adjustments see Comparison of 1948 and 1954 Censuses in the Introduction.

Table 104. RETAIL TRADE: 1954 — COUNTIES WITH 500 ESTABLISHMENTS OR MORE

Establishments, Sales, Payroll, and Personnel, by Kind of Business

| County and kind of business | Establishments | | Sales | | Payroll, entire year (\$1,000) | Payroll, workweek ended nearest Nov. 15 | | Paid employees, workweek ended nearest Nov. 15 | | Proprietors (unincorporated businesses only) ¹ (Number) |
|---|--------------------------------|--------------------------|---|--|-----------------------------------|---|----------------------------|--|---------------------------|---|
| | Total ¹ (Number) | With payroll (Number) | Total, all establishments ¹ (\$1,000) | Establishments with payroll (\$1,000) | | Total (Dollars) | Full workweek (Dollars) | Total (Number) | Full workweek (Number) | |
| ALAMEDA COUNTY | | | | | | | | | | |
| Retail trade, total | 8,579 | 5,351 | 974,475 | 902,587 | 120,526 | 2,366,021 | 2,132,373 | 38,348 | 30,500 | 9,251 |
| Food stores, total | 1,921 | 1,035 | 248,661 | 219,423 | 18,971 | 364,556 | 326,955 | 5,480 | 3,984 | 2,164 |
| Grocery stores | 1,164 | 576 | 196,224 | 175,128 | 13,662 | 262,503 | 235,517 | 3,745 | 2,719 | 1,260 |
| Meat markets, fish (seafood) markets | 341 | 197 | 27,075 | 22,671 | 2,027 | 38,178 | 34,694 | 546 | 401 | 418 |
| Fruit stores, vegetable markets | 68 | 30 | 4,755 | 3,629 | 442 | 8,379 | 7,384 | 134 | 95 | 94 |
| Candy, nut, confectionery stores | 37 | 27 | 2,294 | 2,126 | 461 | 9,352 | 9,005 | 145 | 136 | 23 |
| Bakery products stores | 157 | 117 | 6,032 | 5,374 | 1,398 | 27,596 | 25,049 | 526 | 418 | 180 |
| Other food stores | 135 | 87 | 9,480 | 8,198 | 728 | 13,373 | 11,210 | 258 | 171 | 167 |
| Eating, drinking places, total | 1,733 | 1,237 | 78,781 | 72,023 | 18,317 | 368,575 | 338,110 | 6,935 | 5,678 | 2,162 |
| Eating places (except refreshment stands) | 1,073 | 715 | 50,737 | 46,615 | 13,186 | 265,599 | 248,184 | 5,131 | 4,349 | 1,326 |
| Refreshment stands | 105 | 69 | 3,113 | 2,705 | 576 | 10,798 | 8,708 | 268 | 179 | 112 |
| Drinking places | 551 | 453 | 24,891 | 22,703 | 4,555 | 92,178 | 81,218 | 1,536 | 1,150 | 720 |
| General merchandise group, total | 273 | 195 | 102,540 | 101,128 | 16,182 | 315,671 | 229,148 | 6,450 | 4,334 | 230 |
| Department stores | 9 | 9 | 74,745 | 74,745 | 12,381 | 235,139 | 168,606 | 4,762 | 3,237 | ... |
| Dry goods, general merchandise stores | 72 | 44 | 11,186 | 10,642 | 1,163 | 22,176 | 19,350 | 435 | 284 | 69 |
| General stores | 8 | 4 | 529 | 357 | 67 | 1,365 | 1,365 | 15 | 15 | 7 |
| Variety stores | 182 | 138 | 16,074 | 15,384 | 2,571 | 56,991 | 39,827 | 1,238 | 798 | 152 |
| Apparel, accessories stores, total | 622 | 484 | 67,854 | 65,816 | 10,738 | 205,474 | 188,259 | 3,528 | 2,791 | 526 |
| Shoe stores | 139 | 111 | 13,370 | 12,818 | 2,001 | 37,515 | 33,818 | 571 | 403 | 85 |
| Men's, boys' clothing and furnishings stores | (NA) | 79 | (NA) | 16,278 | 2,902 | 51,458 | 47,474 | 782 | 614 | (NA) |
| Family clothing stores | (NA) | 24 | (NA) | 7,276 | 1,142 | 22,631 | 20,939 | 355 | 282 | (NA) |
| Women's clothing, specialty stores | 256 | 208 | 26,942 | 26,236 | 4,125 | 83,679 | 76,677 | 1,643 | 1,352 | 215 |
| Ready-to-wear stores | (NA) | 144 | (NA) | 22,820 | 3,617 | 74,903 | 68,806 | 1,456 | 1,201 | (NA) |
| Millinery stores | (NA) | 24 | (NA) | 1,445 | 276 | 5,071 | 4,653 | 99 | 84 | (NA) |
| Other clothing, specialty stores | (NA) | 40 | (NA) | 1,971 | 232 | 3,705 | 3,218 | 88 | 67 | (NA) |
| Other apparel stores | 106 | 62 | 3,814 | 3,208 | 568 | 10,191 | 9,351 | 177 | 140 | 121 |
| Furniture, home furnishings, appliance dealers, total | 537 | 377 | 69,864 | 67,110 | 9,794 | 193,507 | 187,759 | 2,848 | 2,639 | 573 |
| Furniture, home furnishings stores | 312 | 222 | 47,382 | 45,758 | 7,024 | 136,391 | 132,845 | 1,877 | 1,740 | 324 |
| Furniture stores | (NA) | 136 | (NA) | 36,482 | 5,468 | 106,676 | 104,226 | 1,382 | 1,307 | (NA) |
| Home furnishings stores, antique stores | (NA) | 86 | (NA) | 9,276 | 1,556 | 29,715 | 28,619 | 495 | 433 | (NA) |
| Household appliance, radio, TV stores | 223 | 155 | 22,444 | 21,352 | 2,770 | 57,116 | 54,914 | 971 | 899 | 243 |
| Automotive group, total | 388 | 282 | 158,731 | 155,283 | 17,105 | 328,912 | 319,818 | 3,430 | 3,256 | 383 |
| Passenger car dealers (franchised) | 93 | 89 | 123,094 | 122,882 | 14,231 | 271,156 | 265,016 | 2,709 | 2,611 | 82 |
| Passenger car dealers (nonfranchised) | 147 | 89 | 19,998 | 18,486 | 840 | 16,544 | 15,856 | 199 | 181 | 155 |
| Tire, battery, accessory dealers | 114 | 86 | 11,714 | 10,736 | 1,824 | 36,575 | 34,670 | 462 | 416 | 111 |
| Other automotive dealers | 30 | 18 | 3,863 | 3,179 | 210 | 4,637 | 4,276 | 60 | 48 | 31 |
| Gasoline service stations | 796 | 566 | 61,221 | 55,581 | 5,919 | 122,463 | 106,643 | 2,180 | 1,539 | 828 |
| Lumber, bldg. mats., hardware, farm equip. dealers, total | 293 | 195 | 39,277 | 35,933 | 4,895 | 99,631 | 93,650 | 1,333 | 1,149 | 282 |
| Farm equipment dealers | 10 | 10 | 1,288 | 1,288 | 170 | 3,900 | 3,844 | 44 | 42 | 7 |
| Lumber, building materials dealers | 83 | 55 | 20,036 | 18,082 | 2,253 | 44,942 | 41,967 | 538 | 466 | 84 |
| Plumbing, paint, electrical stores | 86 | 52 | 5,619 | 4,917 | 777 | 15,092 | 14,792 | 196 | 184 | 70 |
| Hardware stores | 114 | 78 | 12,334 | 11,646 | 1,695 | 35,697 | 33,047 | 555 | 457 | 121 |
| Drug stores, proprietary stores, total | 241 | 211 | 33,878 | 32,968 | 4,320 | 84,788 | 76,276 | 1,372 | 1,056 | 237 |
| Drug stores | (NA) | 207 | (NA) | 32,828 | 4,304 | 84,176 | 75,696 | 1,361 | 1,047 | (NA) |
| Proprietary stores | (NA) | 4 | (NA) | 140 | 16 | 612 | 580 | 11 | 9 | (NA) |
| Other retail stores, total | 1,386 | 708 | 76,667 | 64,183 | 8,134 | 154,765 | 142,070 | 2,599 | 2,069 | 1,473 |
| Liquor stores | 289 | 179 | 22,553 | 17,821 | 1,137 | 22,772 | 18,954 | 425 | 284 | 321 |
| Fuel, ice dealers | 25 | 15 | 2,233 | 2,099 | 183 | 3,508 | 3,326 | 53 | 43 | 26 |
| Feed, farm, garden supply stores | 34 | 34 | 8,287 | 8,133 | 721 | 13,324 | 12,025 | 256 | 212 | 44 |
| Jewelry stores | 135 | 77 | 11,635 | 10,933 | 2,070 | 38,789 | 37,664 | 470 | 420 | 136 |
| Book, stationery stores | 62 | 44 | 4,933 | 4,677 | 892 | 19,149 | 18,166 | 328 | 276 | 49 |
| Sporting goods, bicycle stores | 54 | 32 | 3,193 | 2,809 | 304 | 5,513 | 4,570 | 92 | 62 | 55 |
| Florists | 91 | 57 | 2,661 | 2,197 | 325 | 6,563 | 5,831 | 132 | 95 | 102 |
| Cigar stores, stands | 48 | 18 | 1,175 | 807 | 91 | 1,718 | 1,523 | 37 | 27 | 50 |
| News dealers, newsstands | 18 | 8 | 569 | 475 | 62 | 1,096 | 964 | 25 | 19 | 16 |
| Gift, novelty, souvenir stores | 86 | 32 | 1,515 | 875 | 66 | 1,788 | 1,438 | 50 | 34 | 111 |
| Music stores | 50 | 34 | 3,757 | 3,515 | 552 | 10,331 | 9,309 | 167 | 132 | 51 |
| Camera, photographic supply stores | 27 | 19 | 2,158 | 1,998 | 273 | 4,694 | 4,239 | 81 | 57 | 28 |
| Other retail stores (except second-hand) | 140 | 110 | 6,008 | 5,636 | 933 | 16,192 | 15,218 | 261 | 213 | 130 |
| Second-hand stores | 115 | 49 | 2,990 | 2,208 | 525 | 9,328 | 8,843 | 222 | 195 | 134 |
| Nonstore retailers, total | 389 | 61 | 37,001 | 33,139 | 6,151 | 127,679 | 123,685 | 2,193 | 2,005 | 393 |
| Mail order houses | 8 | 4 | (D) | (D) | (D) | (D) | (D) | (D) | (D) | (D) |
| Direct selling (house-to-house) organizations | 346 | 42 | 12,574 | 9,014 | 2,504 | 51,047 | 50,095 | 837 | 799 | 356 |
| Merchandise vending machine operators | 35 | 15 | (D) | (D) | (D) | (D) | (D) | (D) | (D) | (D) |
| BUTTE COUNTY | | | | | | | | | | |
| Retail trade, total | 884 | 612 | 87,158 | 80,978 | 8,892 | 176,179 | 163,250 | 3,330 | 2,483 | 996 |
| Food stores, total | 167 | 91 | 22,990 | 20,672 | 1,573 | 31,681 | 27,831 | 832 | 364 | 193 |
| Grocery stores | 114 | 68 | 20,903 | 19,189 | 1,386 | 29,076 | 25,854 | 777 | 334 | 131 |
| Meat markets, fish (seafood) markets | 14 | 6 | 819 | 569 | 32 | 786 | 583 | 12 | 7 | 19 |
| Fruit stores, vegetable markets | 14 | 2 | (D) | (D) | (D) | (D) | (D) | (D) | (D) | (D) |
| Candy, nut, confectionery stores | 2 | 2 | (D) | (D) | (D) | (D) | (D) | (D) | (D) | (D) |
| Other food stores | 17 | 13 | 838 | 788 | 142 | 1,582 | 1,182 | 39 | 20 | 18 |
| Eating, drinking places, total | 150 | 122 | 4,948 | 4,562 | 1,062 | 22,460 | 20,005 | 515 | 399 | 181 |
| Eating places | 93 | 81 | 2,998 | 2,822 | 710 | 15,199 | 13,692 | 371 | 296 | 108 |
| Drinking places | 57 | 41 | 1,950 | 1,740 | 352 | 7,261 | 6,313 | 144 | 103 | 73 |
| General merchandise group, total | 39 | 31 | 6,452 | 6,240 | 789 | 15,247 | 13,928 | 325 | 274 | 33 |
| General merchandise group (except variety) | 16 | 12 | 4,913 | 4,767 | 571 | 10,643 | 10,056 | 203 | 178 | 15 |
| Variety stores | 23 | 19 | 1,539 | 1,473 | 218 | 4,604 | 3,872 | 122 | 96 | 18 |

Standard Notes: (D) Withheld to avoid disclosure. (NA) Not available. n.e.c. Not elsewhere classified. XXX Not applicable. (Z) Less than \$500. ... Represents zero.
¹Group totals may include data for establishments without payroll which could not be classified by detailed kind of business.

RETAIL TRADE—AREA STATISTICS

Table 104. RETAIL TRADE: 1954 — COUNTIES WITH 500 ESTABLISHMENTS OR MORE—Continued

Establishments, Sales, Payroll, and Personnel, by Kind of Business

| County and kind of business | Establishments | | Sales | | Payroll, entire year (\$1,000) | Payroll, workweek ended nearest Nov. 15 | | Paid employees, workweek ended nearest Nov. 15 | | Proprietors (unincorporated businesses only) ¹ (Number) |
|--|--------------------------------|--------------------------|---|--|-----------------------------------|---|----------------------------|--|---------------------------|---|
| | Total ¹ (Number) | With payroll (Number) | Total, all establishments ¹ (\$1,000) | Establishments with payroll (\$1,000) | | Total (Dollars) | Full workweek (Dollars) | Total (Number) | Full workweek (Number) | |
| BUTTE COUNTY—Con. | | | | | | | | | | |
| Apparel, accessories stores, total..... | 57 | 51 | 4,347 | 4,157 | 510 | 10,256 | 8,667 | 216 | 156 | 56 |
| Shoe stores..... | 13 | 13 | 857 | 857 | 120 | 2,003 | 1,812 | 37 | 30 | 5 |
| Men's, boys' clothing and furnishings stores..... | (NA) | 15 | (NA) | 1,194 | 95 | 2,447 | 1,743 | 46 | 27 | (NA) |
| Family clothing stores..... | (NA) | 2 | (NA) | (D) | (D) | (D) | (D) | (D) | (D) | (NA) |
| Women's clothing, specialty stores..... | 18 | 16 | 1,876 | (D) | 276 | 5,214 | 4,615 | 115 | 88 | 16 |
| Ready-to-wear stores..... | (NA) | 13 | (NA) | 1,779 | 269 | 5,048 | 4,475 | 110 | 85 | (NA) |
| Other clothing, specialty stores..... | (NA) | 3 | (NA) | (D) | 7 | 166 | 140 | 5 | 3 | (NA) |
| Other apparel stores..... | 7 | 5 | 180 | (D) | (D) | (D) | (D) | (D) | (D) | (D) |
| Furniture, home furnishings, appliance dealers, total..... | 66 | 44 | 4,126 | 3,692 | 482 | 8,497 | 7,922 | 127 | 114 | 80 |
| Furniture, home furnishings stores, antique stores..... | 31 | 21 | 1,726 | 1,552 | 195 | 3,331 | 3,255 | 52 | 48 | 40 |
| Household appliance, radio, TV stores..... | 35 | 23 | 2,400 | 2,140 | 287 | 5,166 | 4,667 | 75 | 66 | 40 |
| Automotive group..... | 60 | 44 | 13,820 | 13,278 | 1,463 | 28,660 | 28,435 | 383 | 370 | 81 |
| Gasoline service stations..... | 95 | 61 | 5,160 | 4,254 | 375 | 7,808 | 7,052 | 149 | 117 | 119 |
| Lumber, bldg. mats., hardware, farm equip. dealers, total..... | 60 | 50 | 12,488 | 12,230 | 1,510 | 28,615 | 28,244 | 372 | 358 | 44 |
| Farm equipment dealers..... | 14 | 14 | 5,532 | 5,532 | 759 | 14,211 | 14,211 | 184 | 177 | 10 |
| Lumber, building materials, supplies, equipment dealers..... | 31 | 23 | 5,252 | (D) | 516 | 9,744 | 9,574 | 122 | 118 | 20 |
| Hardware stores..... | 15 | 13 | 1,704 | (D) | 235 | 4,495 | 4,459 | 66 | 63 | 14 |
| Drug stores, proprietary stores, total..... | 26 | 24 | 2,570 | (D) | 325 | 6,628 | 6,156 | 135 | 106 | 27 |
| Drug stores..... | (NA) | 23 | (NA) | 2,402 | (D) | (D) | (D) | (D) | (D) | (NA) |
| Proprietary stores..... | (NA) | 1 | (NA) | (D) | (D) | (D) | (D) | (D) | (D) | (NA) |
| Other retail stores, total..... | 135 | 89 | 9,894 | (D) | 789 | 15,991 | 14,704 | 267 | 218 | 152 |
| Liquor stores..... | 10 | 10 | 800 | 800 | 56 | 891 | 764 | 19 | 12 | 9 |
| Fuel, ice dealers..... | 11 | 11 | 1,080 | 1,080 | 177 | 3,473 | 3,419 | 49 | 47 | 8 |
| Feed, farm, garden supply stores..... | 14 | 14 | 4,782 | 4,782 | 340 | 6,504 | 6,029 | 95 | 83 | 15 |
| Jewelry stores..... | 14 | 8 | 1,015 | 975 | 51 | 1,671 | 1,489 | 24 | 20 | 16 |
| Book, stationery stores..... | 2 | 2 | (D) | (D) | (D) | (D) | (D) | (D) | (D) | (D) |
| Other retail stores (except second-hand)..... | 51 | 37 | (D) | 1,301 | (D) | (D) | (D) | (D) | (D) | (D) |
| Second-hand stores..... | 19 | 7 | 269 | 127 | 15 | 317 | 274 | 7 | 5 | 25 |
| Nonstore retailers..... | 29 | 5 | 363 | 133 | 14 | 336 | 306 | 9 | 7 | 30 |
| CONTRA COSTA COUNTY | | | | | | | | | | |
| Retail trade, total..... | 3,011 | 1,981 | 312,646 | 289,842 | 31,644 | 614,567 | 549,082 | 10,126 | 7,752 | 3,467 |
| Food stores, total..... | 622 | 390 | 97,950 | 90,044 | 6,502 | 123,214 | 110,749 | 1,753 | 1,338 | 732 |
| Grocery stores..... | 388 | 248 | 81,998 | 76,654 | 5,263 | 99,953 | 90,329 | 1,350 | 1,047 | 455 |
| Meat markets, fish (seafood) markets..... | 118 | 78 | 11,189 | 9,715 | 855 | 15,890 | 14,371 | 241 | 179 | 137 |
| Fruit stores, vegetable markets..... | 28 | 12 | 1,257 | 807 | 62 | 1,306 | 1,152 | 20 | 15 | 41 |
| Candy, nut, confectionery stores..... | 9 | 5 | 223 | 187 | 39 | 804 | 703 | 14 | 12 | 5 |
| Bakery products stores..... | 39 | 29 | 1,418 | 1,340 | 192 | 3,719 | 2,886 | 88 | 57 | 44 |
| Other food stores..... | 38 | 18 | 1,847 | 1,341 | 91 | 1,542 | 1,308 | 40 | 28 | 48 |
| Eating, drinking places, total..... | 614 | 440 | 22,149 | 19,875 | 4,507 | 91,551 | 81,358 | 1,776 | 1,400 | 768 |
| Eating places (except refreshment stands)..... | 341 | 233 | 12,186 | 10,964 | 2,795 | 56,116 | 51,594 | 1,125 | 922 | 415 |
| Refreshment stands..... | 37 | 29 | 1,133 | 1,031 | 226 | 4,866 | 4,602 | 119 | 100 | 46 |
| Drinking places..... | 228 | 178 | 8,702 | 7,880 | 1,486 | 30,569 | 25,162 | 532 | 378 | 299 |
| General merchandise group, total..... | 106 | 84 | 25,723 | 25,283 | 3,480 | 69,389 | 54,166 | 1,616 | 992 | 95 |
| Department stores..... | 5 | 3 | 10,857 | 10,857 | 1,621 | 32,297 | 22,486 | 662 | 396 | ... |
| Dry goods, general merchandise stores..... | 32 | 20 | 5,752 | 5,532 | 628 | 11,407 | 10,035 | 225 | 138 | 28 |
| General stores..... | 4 | 4 | 460 | 460 | 36 | 642 | 562 | 11 | 9 | 7 |
| Variety stores..... | 63 | 53 | 8,504 | 8,434 | 1,195 | 25,043 | 21,083 | 718 | 449 | 58 |
| Apparel, accessories stores, total..... | 192 | 154 | 14,302 | 13,622 | 1,468 | 28,170 | 24,075 | 538 | 389 | 201 |
| Shoe stores..... | 46 | 32 | 2,889 | 2,589 | 318 | 5,789 | 5,011 | 105 | 62 | 40 |
| Men's, boys' clothing and furnishings stores..... | (NA) | 35 | (NA) | 3,727 | 327 | 6,560 | 5,776 | 113 | 81 | (NA) |
| Family clothing stores..... | (NA) | 12 | (NA) | (D) | 150 | 2,975 | 2,542 | 56 | 35 | (NA) |
| Women's clothing, specialty stores..... | 74 | 60 | 5,398 | 5,218 | 608 | 11,374 | 9,491 | 232 | 186 | 73 |
| Ready-to-wear stores..... | (NA) | 48 | (NA) | 4,543 | 557 | 10,796 | 8,957 | 220 | 176 | (NA) |
| Millinery stores..... | (NA) | 3 | (NA) | 421 | 17 | 290 | 290 | 6 | 6 | (NA) |
| Other clothing, specialty stores..... | (NA) | 9 | (NA) | 254 | 34 | 288 | 244 | 6 | 4 | (NA) |
| Other apparel stores..... | 17 | 15 | 708 | (D) | 65 | 1,472 | 1,255 | 32 | 25 | 22 |
| Furniture, home furnishings, appliance dealers, total..... | 195 | 131 | 18,361 | 17,363 | 2,280 | 45,586 | 42,925 | 641 | 563 | 214 |
| Furniture, home furnishings stores..... | 98 | 68 | 10,706 | 10,132 | 1,262 | 23,326 | 22,204 | 324 | 291 | 110 |
| Furniture stores..... | (NA) | 47 | (NA) | 8,512 | 1,033 | 18,350 | 17,683 | 251 | 230 | (NA) |
| Home furnishings stores, antique stores..... | (NA) | 21 | (NA) | 1,620 | 229 | 4,976 | 4,521 | 73 | 61 | (NA) |
| Household appliance, radio, TV stores..... | 97 | 63 | 7,655 | 7,231 | 1,018 | 22,260 | 20,721 | 317 | 272 | 104 |
| Automotive group, total..... | 163 | 109 | 55,091 | 52,965 | 5,279 | 101,509 | 99,655 | 1,184 | 1,145 | 196 |
| Passenger car dealers (franchised)..... | 66 | 56 | 45,263 | 44,019 | 4,443 | 85,458 | 84,286 | 974 | 949 | 67 |
| Passenger car dealers (nonfranchised)..... | 37 | 19 | 5,780 | 5,412 | 343 | 6,110 | 5,785 | 75 | 69 | 60 |
| Tire, battery, accessory dealers..... | 45 | 27 | 3,278 | 2,920 | 415 | 9,036 | 8,679 | 124 | 116 | 50 |
| Other automotive dealers..... | 15 | 7 | 770 | 614 | 78 | 905 | 905 | 11 | 11 | 19 |
| Gasoline service stations..... | 330 | 260 | 26,289 | 24,213 | 2,470 | 50,900 | 43,599 | 970 | 673 | 380 |
| Lumber, bldg. mats., hardware, farm equip. dealers, total..... | 160 | 116 | 21,393 | 20,195 | 2,849 | 47,590 | 43,261 | 615 | 507 | 172 |
| Farm equipment dealers..... | 5 | 3 | 1,021 | (D) | 121 | 2,887 | 2,631 | 46 | 40 | 8 |
| Lumber, building materials dealers..... | 57 | 47 | 13,068 | 12,672 | 1,877 | 27,088 | 24,646 | 326 | 272 | 51 |
| Plumbing, paint, electrical stores..... | 38 | 26 | 2,557 | (D) | 411 | 8,472 | 7,775 | 102 | 87 | 45 |
| Hardware stores..... | 60 | 40 | 4,747 | 4,187 | 440 | 9,143 | 8,209 | 141 | 108 | 68 |
| Drug stores, proprietary stores, total..... | 91 | 81 | 9,536 | 9,326 | 1,230 | 24,189 | 20,444 | 443 | 309 | 95 |
| Drug stores..... | (NA) | 78 | (NA) | (D) | (D) | (D) | (D) | (D) | (D) | (NA) |
| Proprietary stores..... | (NA) | 3 | (NA) | (D) | (D) | (D) | (D) | (D) | (D) | (NA) |

Standard Notes: (D) Withheld to avoid disclosure. (NA) Not available. n.e.c. Not elsewhere classified. XXX Not applicable. (Z) Less than \$500. ... Represents zero.
¹ Group totals may include data for establishments without payroll which could not be classified by detailed kind of business.

Table 104. RETAIL TRADE: 1954 — COUNTIES WITH 500 ESTABLISHMENTS OR MORE—Continued

Establishments, Sales, Payroll, and Personnel, by Kind of Business

| County and kind of business | Establishments | | Sales | | Payroll, entire year (\$1,000) | Payroll, workweek ended nearest Nov. 15 | | Paid employees, workweek ended nearest Nov. 15 | | Proprietors (unincorporated businesses only) ¹ (Number) |
|---|--------------------------------|--------------------------|---|--|-----------------------------------|---|----------------------------|--|---------------------------|---|
| | Total ¹ (Number) | With payroll (Number) | Total, all establishments ¹ (\$1,000) | Establishments with payroll (\$1,000) | | Total (Dollars) | Full workweek (Dollars) | Total (Number) | Full workweek (Number) | |
| CONTRA COSTA COUNTY—Con. | | | | | | | | | | |
| Other retail stores, total | 416 | 212 | 19,992 | 16,428 | 1,524 | 31,127 | 27,764 | 555 | 419 | 483 |
| Liquor stores | 73 | 61 | 6,436 | 5,860 | 339 | 6,641 | 5,344 | 126 | 77 | 88 |
| Fuel, ice dealers | 8 | 2 | 200 | (D) | (D) | (D) | (D) | (D) | (D) | (D) |
| Feed, farm, garden supply stores | 26 | 14 | 3,164 | 2,802 | 196 | 4,091 | 3,730 | 66 | 53 | 28 |
| Jewelry stores | 47 | 31 | 2,907 | 2,673 | 409 | 8,156 | 7,801 | 117 | 101 | 44 |
| Book, stationery stores | 13 | 11 | 629 | (D) | 47 | 1,175 | 905 | 29 | 16 | 16 |
| Sporting goods, bicycle stores | 39 | 23 | 1,836 | 1,320 | 120 | 2,574 | 2,431 | 56 | 44 | 46 |
| Florists | 18 | 14 | 577 | 555 | 88 | 1,584 | 1,569 | 28 | 27 | 20 |
| Cigar stores, stands | 4 | 2 | 137 | (D) | (D) | (D) | (D) | (D) | (D) | (D) |
| News dealers, newsstands | 7 | 2 | 275 | 237 | 24 | 603 | 591 | 18 | 17 | 8 |
| Gift, novelty, souvenir stores | 14 | 2 | 158 | (D) | (D) | (D) | (D) | (D) | (D) | (D) |
| Music stores | 11 | 5 | 404 | 414 | 43 | 675 | 493 | 12 | 7 | 14 |
| Camera, photographic supply stores | 10 | 4 | 436 | 220 | 17 | 613 | 481 | 13 | 11 | 14 |
| Other retail stores (except second-hand) | 35 | 29 | 1,108 | 1,036 | 167 | 3,537 | 3,108 | 63 | 46 | 34 |
| Second-hand stores | 35 | 11 | 577 | 401 | 52 | 1,020 | 969 | 17 | 14 | 45 |
| Nonstore retailers, total | 122 | 4 | 1,860 | 528 | 55 | 1,342 | 1,086 | 35 | 17 | 131 |
| Mail order houses | *** | *** | *** | *** | *** | *** | *** | *** | *** | *** |
| Direct selling (house-to-house) organizations | 116 | 4 | 1,820 | 528 | 55 | 1,342 | 1,086 | 35 | 17 | 123 |
| Merchandise vending machine operators | 6 | *** | 40 | *** | *** | *** | *** | *** | *** | 8 |
| FRESNO COUNTY (See Fresno Standard Metropolitan Area, Table 103.) | | | | | | | | | | |
| HUMBOLDT COUNTY | | | | | | | | | | |
| Retail trade, total | 1,041 | 691 | 119,816 | 111,342 | 12,680 | 255,469 | 233,131 | 3,942 | 3,175 | 1,184 |
| Food stores, total | 173 | 125 | 31,517 | 28,977 | 2,154 | 40,967 | 34,937 | 602 | 435 | 203 |
| Grocery stores | 127 | 93 | 27,410 | 25,124 | 1,749 | 32,999 | 27,443 | 487 | 337 | 146 |
| Meat markets, fish (seafood) markets | 25 | 17 | 2,325 | 2,217 | 157 | 3,311 | 2,952 | 51 | 38 | 30 |
| Fruit stores, vegetable markets | 1 | 1 | (D) | (D) | (D) | (D) | (D) | (D) | (D) | (D) |
| Candy, nut, confectionery stores | 2 | 2 | (D) | (D) | (D) | (D) | (D) | (D) | (D) | (D) |
| Other food stores | 14 | 12 | 1,470 | (D) | 230 | 4,470 | 4,381 | 60 | 57 | 17 |
| Eating, drinking places, total | 234 | 172 | 9,459 | 8,807 | 2,038 | 38,415 | 33,771 | 779 | 578 | 297 |
| Eating places | 147 | 95 | 5,422 | 4,926 | 1,312 | 24,080 | 21,167 | 541 | 398 | 188 |
| Drinking places | 87 | 77 | 4,037 | 3,881 | 726 | 14,335 | 12,604 | 238 | 180 | 109 |
| General merchandise group, total | 52 | 38 | 12,365 | 11,813 | 1,336 | 30,438 | 27,789 | 621 | 479 | 43 |
| General merchandise group (except variety) | 33 | 25 | 10,033 | 9,579 | 1,061 | 24,677 | 22,817 | 459 | 374 | 29 |
| Variety stores | 19 | 13 | 2,332 | 2,234 | 275 | 5,761 | 4,972 | 162 | 105 | 14 |
| Apparel, accessories stores, total | 70 | 54 | 4,621 | 4,261 | 435 | 8,892 | 8,032 | 160 | 127 | 70 |
| Shoe stores | 16 | 12 | 915 | 847 | 112 | 1,993 | 1,708 | 32 | 21 | 11 |
| Men's, boys' clothing and furnishings stores | (NA) | 15 | (NA) | 1,388 | 94 | 1,830 | 1,542 | 29 | 20 | (NA) |
| Family clothing stores | (NA) | 4 | (NA) | (D) | 55 | 1,097 | 1,027 | 24 | 21 | (NA) |
| Women's clothing, specialty stores | 22 | 20 | 1,361 | (D) | 169 | 3,910 | 3,693 | 73 | 63 | 20 |
| Ready-to-wear stores | (NA) | 15 | (NA) | 1,084 | 145 | 3,434 | 3,217 | 63 | 53 | (NA) |
| Other clothing, specialty stores | (NA) | 5 | (NA) | (D) | 24 | 476 | 476 | 10 | 10 | (NA) |
| Other apparel stores | 3 | 3 | 117 | 117 | 5 | 62 | 62 | 2 | 2 | 6 |
| Furniture, home furnishings, appliance dealers, total | 56 | 34 | 4,954 | 4,686 | 687 | 13,302 | 12,994 | 158 | 148 | 60 |
| Furniture, home furnishings stores, antique stores | 26 | 20 | 3,609 | 3,547 | 526 | 10,438 | 10,182 | 117 | 110 | 29 |
| Household appliance, radio, TV stores | 26 | 14 | 1,331 | 1,141 | 161 | 2,864 | 2,812 | 41 | 38 | 29 |
| Automotive group | 52 | 40 | 22,209 | 21,899 | 2,613 | 51,039 | 49,996 | 583 | 558 | 49 |
| Gasoline service stations | 116 | 74 | 9,554 | 8,070 | 770 | 16,151 | 14,145 | 256 | 190 | 146 |
| Lumber, bldg. mads., hardware, farm equip. dealers, total | 62 | 48 | 11,439 | 11,141 | 1,425 | 31,214 | 28,192 | 395 | 340 | 65 |
| Farm equipment dealers | 7 | 7 | 1,577 | 1,577 | 261 | 5,083 | 4,835 | 49 | 45 | 6 |
| Lumber, building materials, supplies, equipment dealers | 30 | 20 | 6,948 | 6,884 | 851 | 19,593 | 17,854 | 243 | 216 | 27 |
| Hardware stores | 24 | 20 | 2,690 | 2,456 | 256 | 5,438 | 4,403 | 88 | 64 | 32 |
| Drug stores, proprietary stores, total | 23 | 23 | 2,714 | 2,714 | 345 | 7,263 | 6,160 | 117 | 84 | 18 |
| Drug stores | 21 | 21 | (D) | (D) | (D) | (D) | (D) | (D) | (D) | (D) |
| Proprietary stores | 2 | 2 | (D) | (D) | (D) | (D) | (D) | (D) | (D) | (D) |
| Other retail stores, total | 174 | 80 | 10,501 | (D) | (D) | (D) | (D) | (D) | (D) | (D) |
| Liquor stores | 14 | 10 | 936 | 932 | 59 | 1,342 | 996 | 24 | 13 | 20 |
| Fuel, ice dealers | 13 | 9 | 985 | 963 | 169 | 3,445 | 3,445 | 34 | 34 | 8 |
| Feed, farm, garden supply stores | 19 | 11 | 4,428 | 4,184 | 266 | 5,120 | 5,110 | 74 | 73 | 21 |
| Jewelry stores | 20 | 12 | 721 | 635 | 98 | 2,205 | 2,140 | 32 | 30 | 17 |
| Book, stationery stores | 5 | 5 | 489 | 489 | 89 | 1,481 | 1,415 | 33 | 23 | 7 |
| Other retail stores (except second-hand) | 60 | 28 | 1,907 | (D) | (D) | (D) | (D) | (D) | (D) | (D) |
| Second-hand stores | 13 | 5 | 477 | 359 | 63 | 1,135 | 1,135 | 15 | 15 | 14 |
| Nonstore retailers | 29 | 3 | 483 | (D) | (D) | (D) | (D) | (D) | (D) | (D) |
| IMPERIAL COUNTY | | | | | | | | | | |
| Retail trade, total | 760 | 608 | 96,152 | 90,616 | 10,379 | 205,431 | 192,762 | 3,760 | 3,188 | 763 |
| Food stores, total | 115 | 89 | 20,851 | 19,823 | 1,188 | 22,666 | 21,655 | 356 | 307 | 134 |
| Grocery stores | 106 | 80 | 20,569 | 19,551 | 1,134 | 21,717 | 20,736 | 357 | 290 | 122 |
| Meat markets, fish (seafood) markets | 1 | 1 | (D) | (D) | (D) | (D) | (D) | (D) | (D) | (D) |
| Fruit stores, vegetable markets | 1 | 1 | (D) | (D) | (D) | (D) | (D) | (D) | (D) | (D) |
| Candy, nut, confectionery stores | *** | *** | *** | *** | *** | *** | *** | *** | *** | *** |
| Other food stores | 7 | 7 | *** | (D) | (D) | (D) | (D) | (D) | (D) | (D) |

Standard Notes: (D) Withheld to avoid disclosure. (NA) Not available. n.e.c. Not elsewhere classified. XXX Not applicable. (Z) Less than \$500. ... Represents zero.
¹ Group totals may include data for establishments without payroll which could not be classified by detailed kind of business.

RETAIL TRADE—AREA STATISTICS

Table 104. RETAIL TRADE: 1954 — COUNTIES WITH 500 ESTABLISHMENTS OR MORE—Continued

Establishments, Sales, Payroll, and Personnel, by Kind of Business

| County and kind of business | Establishments | | Sales | | Payroll, entire year (\$1,000) | Payroll, workweek ended nearest Nov. 15 | | Paid employees, workweek ended nearest Nov. 15 | | Proprietors (unincorporated businesses only) ¹ (Number) |
|---|-----------------------------|-----------------------|--|---------------------------------------|--------------------------------|---|-------------------------|--|------------------------|--|
| | Total ¹ (Number) | With payroll (Number) | Total, all establishments ¹ (\$1,000) | Establishments with payroll (\$1,000) | | Total (Dollars) | Full workweek (Dollars) | Total (Number) | Full workweek (Number) | |
| IMPERIAL COUNTY—Con. | | | | | | | | | | |
| Eating, drinking places, total | 193 | 161 | 7,891 | 7,441 | 1,793 | 39,034 | 36,706 | 902 | 812 | 217 |
| Eating places | 114 | 90 | 5,004 | 4,780 | 1,122 | 24,802 | 23,153 | 603 | 537 | 125 |
| Drinking places | 79 | 71 | 2,887 | 2,661 | 671 | 14,232 | 13,553 | 299 | 275 | 92 |
| General merchandise group, total | 34 | 30 | 9,908 | 9,816 | 1,300 | 26,319 | 22,292 | 704 | 481 | 17 |
| General merchandise group (except variety) | 22 | 18 | 6,483 | 6,483 | 755 | 15,022 | 13,127 | 341 | 252 | 17 |
| Variety stores | 12 | 12 | 3,333 | 3,333 | 545 | 11,297 | 9,165 | 363 | 229 | ... |
| Apparel, accessories stores, total | 54 | 54 | 4,980 | 4,980 | 512 | 10,656 | 9,525 | 254 | 180 | 49 |
| Shoe stores | 15 | 15 | 955 | 955 | 116 | 1,991 | 1,568 | 48 | 27 | 5 |
| Men's, boys' clothing and furnishings stores | 10 | 10 | 768 | 768 | 71 | 1,714 | 1,596 | 30 | 24 | 13 |
| Family clothing stores | 8 | 8 | (D) | (D) | (D) | (D) | (D) | (D) | (D) | (D) |
| Women's clothing, specialty stores | 19 | 19 | 2,535 | 2,535 | 263 | 5,635 | 5,191 | 141 | 108 | 19 |
| Ready-to-wear stores | 17 | 17 | (D) | (D) | (D) | (D) | (D) | (D) | (D) | (D) |
| Other clothing, specialty stores | 2 | 2 | (D) | (D) | (D) | (D) | (D) | (D) | (D) | (D) |
| Other apparel stores | 2 | 2 | (D) | (D) | (D) | (D) | (D) | (D) | (D) | (D) |
| Furniture, home furnishings, appliance dealers, total | 35 | 27 | 3,131 | 2,951 | 353 | 7,058 | 6,818 | 117 | 105 | 38 |
| Furniture, home furnishings stores, antique stores | 13 | 11 | 1,684 | (D) | 174 | 3,314 | 3,215 | 60 | 54 | 12 |
| Household appliance, radio, TV stores | 22 | 16 | 1,447 | (D) | 179 | 3,744 | 3,603 | 57 | 51 | 26 |
| Automotive group | 34 | 30 | 14,369 | 14,343 | 1,621 | 30,909 | 30,214 | 403 | 385 | 26 |
| Gasoline service stations | 115 | 85 | 8,712 | 7,510 | 777 | 14,361 | 13,791 | 237 | 208 | 122 |
| Lumber, bldg. mats., hardware, farm equip. dealers, total | 52 | 48 | 13,672 | 13,532 | 1,660 | 32,563 | 31,217 | 436 | 406 | 40 |
| Farm equipment dealers | 15 | 15 | 6,300 | 6,300 | 723 | 14,405 | 14,229 | 180 | 175 | 14 |
| Lumber, building materials, supplies, equipment dealers | 19 | 15 | 2,811 | 2,671 | 342 | 5,969 | 5,121 | 73 | 62 | 17 |
| Hardware stores | 18 | 18 | 4,561 | 4,561 | 595 | 12,189 | 11,867 | 183 | 169 | 9 |
| Drug stores, proprietary stores, total | 16 | 14 | 2,533 | (D) | 386 | 6,935 | 6,128 | 127 | 100 | 15 |
| Drug stores | (NA) | 14 | (NA) | (D) | 386 | 6,935 | 6,128 | 127 | 100 | (NA) |
| Proprietary stores | (NA) | ... | (NA) | ... | ... | ... | ... | ... | ... | (NA) |
| Other retail stores, total | 92 | 66 | 9,217 | 7,119 | (D) | (D) | (D) | (D) | (D) | (D) |
| Liquor stores | 17 | 13 | 1,438 | 1,110 | 66 | 1,209 | 1,174 | 25 | 23 | 19 |
| Fuel, ice dealers | 10 | 6 | 960 | 870 | 123 | 2,228 | 2,226 | 30 | 30 | 7 |
| Feed, farm, garden supply stores | 15 | 11 | 4,281 | 3,277 | 239 | 3,552 | 3,349 | 53 | 46 | 18 |
| Jewelry stores | 5 | 15 | 811 | 811 | 112 | 3,084 | 3,032 | 46 | 43 | 12 |
| Book, stationery stores | 3 | 3 | 291 | 291 | 53 | 1,183 | 1,183 | 15 | 15 | 1 |
| Other retail stores (except second-hand) | 17 | 11 | 543 | 433 | (D) | (D) | (D) | (D) | (D) | (D) |
| Second-hand stores | 11 | 7 | 373 | 327 | 32 | 751 | 736 | 14 | 13 | 12 |
| Nonstore retailers | 20 | 4 | 888 | (D) | (D) | (D) | (D) | (D) | (D) | (D) |
| KERN COUNTY | | | | | | | | | | |
| Retail trade, total | 2,567 | 1,907 | 294,620 | 278,176 | 33,589 | 667,497 | 626,941 | 11,208 | 9,353 | 2,789 |
| Food stores, total | 473 | 317 | 72,665 | 66,983 | 4,500 | 87,037 | 80,813 | 1,395 | 1,135 | 550 |
| Grocery stores | 368 | 248 | 67,071 | 62,201 | 3,885 | 75,303 | 70,257 | 1,184 | 963 | 425 |
| Meat markets, fish (seafood) markets | 44 | 28 | 2,868 | 2,484 | 200 | 3,177 | 2,976 | 43 | 32 | 48 |
| Fruit stores, vegetable markets | 13 | 1 | (D) | (D) | (D) | (D) | (D) | (D) | (D) | (D) |
| Candy, nut, confectionery stores | 15 | 13 | (D) | (D) | (D) | (D) | (D) | (D) | (D) | (D) |
| Bakery products stores | 19 | 15 | 918 | 832 | 249 | 5,164 | 4,359 | 91 | 73 | 23 |
| Other food stores | 12 | 12 | 1,037 | 1,037 | 118 | 2,261 | 2,132 | 45 | 39 | 11 |
| Eating, drinking places, total | 538 | 430 | 23,708 | 22,164 | 5,519 | 117,158 | 109,881 | 2,488 | 2,149 | 665 |
| Eating places (except refreshment stands) | 322 | 234 | 13,894 | 12,590 | 3,477 | 76,941 | 72,846 | 1,634 | 1,436 | 405 |
| Refreshment stands | 52 | 54 | 1,545 | 1,531 | 296 | 6,279 | 5,240 | 169 | 112 | 60 |
| Drinking places | 156 | 142 | 8,263 | 8,043 | 1,746 | 33,938 | 31,795 | 685 | 601 | 198 |
| General merchandise group, total | 99 | 85 | 32,685 | 32,347 | 5,373 | 105,126 | 93,344 | 2,813 | 1,575 | 74 |
| Department stores | 5 | 5 | 15,316 | 15,316 | 2,885 | 55,642 | 49,806 | 1,087 | 792 | ... |
| Dry goods, general merchandise stores | 41 | 37 | 11,934 | 11,764 | 1,792 | 35,583 | 31,880 | 728 | 529 | 35 |
| General stores | 10 | 8 | 1,095 | (D) | 57 | 1,178 | 1,076 | 28 | 22 | 11 |
| Variety stores | 43 | 35 | 4,340 | (D) | 639 | 12,723 | 10,582 | 370 | 232 | 28 |
| Apparel, accessories stores, total | 168 | 154 | 12,819 | 12,519 | 1,434 | 28,938 | 25,819 | 576 | 429 | 150 |
| Shoe stores | 37 | 35 | 2,575 | (D) | 325 | 5,806 | 4,872 | 113 | 73 | 16 |
| Men's, boys' clothing and furnishings stores | (NA) | 23 | (NA) | 3,029 | 384 | 7,256 | 6,618 | 123 | 91 | (NA) |
| Family clothing stores | (NA) | 15 | (NA) | 1,414 | 162 | 3,122 | 2,728 | 72 | 49 | (NA) |
| Women's clothing, specialty stores | 68 | 64 | 4,971 | 4,851 | 497 | 11,280 | 10,245 | 234 | 190 | 67 |
| Ready-to-wear stores | (NA) | 54 | (NA) | 4,16 | 416 | 9,795 | 9,012 | 202 | 166 | (NA) |
| Millinery stores | (NA) | 2 | (NA) | (D) | (D) | (D) | (D) | (D) | (D) | (NA) |
| Other clothing, specialty stores | (NA) | 8 | (NA) | (D) | (D) | (D) | (D) | (D) | (D) | (NA) |
| Other apparel stores | 21 | 17 | 758 | (D) | 66 | 1,474 | 1,356 | 34 | 26 | 23 |
| Furniture, home furnishings, appliance dealers, total | 137 | 109 | 15,367 | 14,661 | 2,297 | 45,401 | 44,335 | 588 | 544 | 149 |
| Furniture, home furnishings stores | 83 | 69 | 9,824 | 9,450 | 1,412 | 28,912 | 28,134 | 385 | 352 | 83 |
| Furniture stores | (NA) | 47 | (NA) | 8,454 | 1,212 | 25,525 | 24,881 | 331 | 306 | (NA) |
| Home furnishings stores, antique stores | (NA) | 22 | (NA) | 996 | 200 | 3,387 | 3,253 | 54 | 46 | (NA) |
| Household appliance, radio, TV stores | 54 | 40 | 5,543 | 5,211 | 885 | 16,489 | 16,201 | 203 | 192 | 66 |
| Automotive group, total | 149 | 131 | 47,456 | 47,120 | 5,251 | 102,950 | 102,056 | 1,235 | 1,192 | 140 |
| Passenger car dealers (franchised) | 54 | 52 | 35,292 | (D) | 4,105 | 80,421 | 79,957 | 922 | 900 | 46 |
| Passenger car dealers (nonfranchised) | 38 | 34 | 6,528 | 6,474 | 363 | 7,328 | 7,293 | 93 | 90 | 39 |
| Tire, battery, accessory dealers | 42 | 38 | 4,896 | 4,814 | 751 | 14,414 | 14,094 | 209 | 192 | 42 |
| Other automotive dealers | 15 | 7 | 740 | (D) | 32 | 787 | 712 | 11 | 10 | 13 |
| Gasoline service stations | 582 | 296 | 26,908 | 24,388 | 2,475 | 49,284 | 45,805 | 844 | 695 | 425 |

Standard Notes: (D) Withheld to avoid disclosure. (NA) Not available. n.e.c. Not elsewhere classified. XXX Not applicable. (Z) Less than \$500. ... Represents zero.
¹ Group totals may include data for establishments without payroll which could not be classified by detailed kind of business.

Table 104. RETAIL TRADE: 1954 — COUNTIES WITH 500 ESTABLISHMENTS OR MORE—Continued

Establishments, Sales, Payroll, and Personnel, by Kind of Business

| County and kind of business | Establishments | | Sales | | Payroll, entire year (\$1,000) | Payroll, workweek ended nearest Nov. 15 | | Paid employees, workweek ended nearest Nov. 15 | | Proprietors (unincorporated businesses only) ¹ (Number) |
|--|--------------------------------|--------------------------|---|--|-----------------------------------|---|----------------------------|--|---------------------------|---|
| | Total ¹ (Number) | With payroll (Number) | Total, all establishments ¹ (\$1,000) | Establishments with payroll (\$1,000) | | Total (Dollars) | Full workweek (Dollars) | Total (Number) | Full workweek (Number) | |
| KERN COUNTY — Con. | | | | | | | | | | |
| Lumber, bldg. mats., hardware, farm equip. dealers, total..... | 125 | 97 | 29,022 | 28,260 | 3,656 | 72,930 | 70,613 | 899 | 840 | 111 |
| Farm equipment dealers..... | 27 | 23 | 8,697 | 8,641 | 1,195 | 22,298 | 22,001 | 256 | 249 | 25 |
| Lumber, building materials dealers..... | 45 | 35 | 12,595 | 12,297 | 1,625 | 31,454 | 30,659 | 358 | 342 | 31 |
| Plumbing, paint, electrical stores..... | 22 | 16 | 1,813 | 1,781 | 294 | 5,315 | 5,210 | 70 | 62 | 24 |
| Hardware stores..... | 31 | 23 | 5,917 | 5,541 | 542 | 13,863 | 12,743 | 215 | 187 | 31 |
| Drug stores, proprietary stores, total..... | 61 | 55 | 8,469 | 8,335 | 1,042 | 18,304 | 16,667 | 328 | 252 | 61 |
| Drug stores..... | (NA) | 48 | (NA) | 7,940 | 981 | 17,161 | 15,573 | 297 | 229 | (NA) |
| Proprietary stores..... | (NA) | 7 | (NA) | 395 | 61 | 1,143 | 1,094 | 31 | 23 | (NA) |
| Other retail stores, total..... | 365 | 217 | 22,720 | 19,614 | 1,866 | 36,878 | 34,279 | 584 | 492 | 388 |
| Liquor stores..... | 72 | 60 | 6,272 | 5,482 | 361 | 6,212 | 5,230 | 113 | 81 | 74 |
| Fuel, ice dealers..... | 30 | 18 | 2,187 | 2,051 | 288 | 5,257 | 5,176 | 56 | 54 | 28 |
| Feed, farm, garden supply stores..... | 28 | 22 | 5,193 | 5,017 | 324 | 6,332 | 5,924 | 91 | 80 | 36 |
| Jewelry stores..... | 45 | 23 | 1,870 | 1,516 | 279 | 5,877 | 5,687 | 77 | 70 | 45 |
| Book, stationery stores..... | 11 | 9 | 408 | (D) | 33 | 872 | 759 | 22 | 18 | 12 |
| Sporting goods, bicycle stores..... | 16 | 10 | 960 | 866 | 124 | 2,224 | 2,078 | 35 | 27 | 20 |
| Florists..... | 18 | 14 | 52 | 482 | 61 | 1,254 | 1,185 | 25 | 21 | 21 |
| Cigar stores, stands..... | 17 | 11 | 1,694 | 1,574 | 123 | 2,755 | 2,537 | 55 | 47 | 19 |
| News dealers, newsstands..... | 6 | 2 | 138 | (D) | (D) | (D) | (D) | (D) | (D) | (D) |
| Gift, novelty, souvenir stores..... | 9 | 5 | (D) | (D) | (D) | (D) | (D) | (D) | (D) | (D) |
| Music stores..... | 7 | 5 | 342 | (D) | 42 | 755 | 719 | 11 | 10 | 6 |
| Camera, photographic supply stores..... | 4 | 2 | (D) | (D) | (D) | (D) | (D) | (D) | (D) | (D) |
| Other retail stores (except second-hand)..... | 23 | 21 | 1,322 | (D) | 108 | 2,574 | 2,365 | 50 | 42 | 21 |
| Second-hand stores..... | 37 | 15 | 668 | 468 | 57 | 1,306 | 1,256 | 24 | 22 | 39 |
| Nonstore retailers, total..... | 70 | 16 | 2,801 | 1,785 | 176 | 3,491 | 3,329 | 58 | 50 | 76 |
| Mail order houses..... | *** | *** | *** | *** | *** | *** | *** | *** | *** | *** |
| Direct selling (house-to-house) organizations..... | 56 | 8 | 1,526 | 668 | 115 | 2,192 | 2,141 | 35 | 32 | 62 |
| Merchandise vending machine operators..... | 14 | 8 | 1,275 | 1,117 | 61 | 1,299 | 1,188 | 23 | 18 | 14 |
| KINGS COUNTY | | | | | | | | | | |
| Retail trade, total..... | 542 | 356 | 52,466 | 48,494 | 5,365 | 107,559 | 100,578 | 1,820 | 1,504 | 513 |
| Food stores, total..... | 82 | 54 | 11,930 | 11,162 | 648 | 13,370 | 11,879 | 235 | 175 | 109 |
| Grocery stores..... | 74 | 46 | 11,584 | 10,816 | 599 | 12,380 | 11,084 | 209 | 160 | 98 |
| Meat markets, fish (seafood) markets..... | 2 | 2 | (D) | (D) | (D) | (D) | (D) | (D) | (D) | (D) |
| Fruit stores, vegetable markets..... | 1 | 1 | (D) | (D) | (D) | (D) | (D) | (D) | (D) | (D) |
| Candy, nut, confectionery stores..... | 1 | 1 | (D) | (D) | (D) | (D) | (D) | (D) | (D) | (D) |
| Other food stores..... | 4 | 4 | 115 | 115 | 23 | 478 | 364 | 15 | 8 | 8 |
| Eating, drinking places, total..... | 92 | 74 | 3,018 | 2,784 | 624 | 13,575 | 12,319 | 323 | 261 | 110 |
| Eating places..... | 48 | 34 | 1,650 | 1,440 | 383 | 8,151 | 7,450 | 198 | 162 | 58 |
| Drinking places..... | 44 | 40 | 1,368 | 1,344 | 241 | 5,424 | 4,869 | 125 | 99 | 52 |
| General merchandise group, total..... | 17 | 17 | 4,752 | 4,738 | 644 | 12,887 | 11,480 | 282 | 203 | 13 |
| General merchandise group (except variety)..... | 12 | 12 | 4,176 | 4,176 | 544 | 11,018 | 9,862 | 226 | 165 | 11 |
| Variety stores..... | 5 | 5 | 576 | 562 | 100 | 1,869 | 1,618 | 56 | 38 | 2 |
| Apparel, accessories stores, total..... | 43 | 33 | 2,279 | 2,151 | 216 | 4,278 | 3,659 | 104 | 73 | 39 |
| Shoe stores..... | 5 | 5 | 296 | 296 | 23 | 508 | 316 | 18 | 5 | 4 |
| Men's, boys' clothing and furnishings stores..... | 8 | 8 | 558 | 558 | 39 | 593 | 568 | 14 | 12 | 10 |
| Family clothing stores..... | 4 | 4 | 530 | 530 | 58 | 1,248 | 989 | 28 | 20 | 4 |
| Women's clothing, specialty stores..... | 21 | 13 | (D) | (D) | (D) | (D) | (D) | (D) | (D) | (D) |
| Ready-to-wear stores..... | (NA) | 11 | (NA) | 622 | 82 | 1,601 | 1,460 | 37 | 29 | (NA) |
| Other clothing, specialty stores..... | (NA) | 2 | (NA) | (D) | (D) | (D) | (D) | (D) | (D) | (NA) |
| Other apparel stores..... | 3 | 3 | (D) | (D) | (D) | (D) | (D) | (D) | (D) | (D) |
| Furniture, home furnishings, appliance dealers, total..... | 35 | 25 | 3,513 | 3,399 | 396 | 7,333 | 6,999 | 105 | 92 | 35 |
| Furniture, home furnishings stores, antique stores..... | 14 | 10 | 1,736 | 1,698 | 179 | 3,852 | 3,633 | 53 | 47 | 12 |
| Household appliance, radio, TV stores..... | 21 | 15 | 1,777 | 1,701 | 217 | 3,481 | 3,366 | 52 | 45 | 23 |
| Automotive group..... | 41 | 31 | 8,348 | 8,014 | 907 | 18,582 | 18,191 | 259 | 245 | 47 |
| Gasoline service stations..... | 73 | 33 | 2,754 | 1,716 | 138 | 3,343 | 3,114 | 62 | 49 | 75 |
| Lumber, bldg. mats., hardware, farm equip. dealers, total..... | 39 | 35 | 7,291 | 7,231 | 1,001 | 19,263 | 19,140 | 235 | 231 | 30 |
| Farm equipment dealers..... | 13 | 13 | 3,391 | 3,391 | 490 | 9,741 | 9,724 | 109 | 108 | 11 |
| Lumber, building materials, supplies, equipment dealers..... | 19 | 15 | 2,901 | 2,841 | 391 | 7,484 | 7,460 | 95 | 94 | 11 |
| Hardware stores..... | 7 | 7 | 999 | 999 | 120 | 2,038 | 1,956 | 31 | 29 | 8 |
| Drug stores, proprietary stores, total..... | 14 | 12 | 1,595 | (D) | 173 | 3,824 | 3,334 | 66 | 44 | 15 |
| Drug stores..... | (NA) | 12 | (NA) | (D) | 173 | 3,824 | 3,334 | 66 | 44 | (NA) |
| Proprietary stores..... | (NA) | *** | (NA) | *** | *** | *** | *** | *** | *** | (NA) |
| Other retail stores, total..... | 87 | 39 | 6,764 | 5,696 | (D) | (D) | (D) | (D) | (D) | (D) |
| Liquor stores..... | 12 | 8 | 606 | 472 | 23 | 446 | 446 | 9 | 9 | 17 |
| Fuel, ice dealers..... | 7 | 5 | 581 | (D) | 45 | 985 | 985 | 14 | 14 | 7 |
| Feed, farm, garden supply stores..... | 8 | 8 | 3,716 | 3,716 | 421 | 7,016 | 6,776 | 83 | 75 | 5 |
| Jewelry stores..... | 14 | 4 | 577 | (D) | (D) | (D) | (D) | (D) | (D) | (D) |
| Book, stationery stores..... | 1 | 1 | (D) | (D) | (D) | (D) | (D) | (D) | (D) | (D) |
| Other retail stores (except second-hand)..... | 28 | 12 | (D) | 511 | 39 | 760 | 696 | 12 | 10 | 31 |
| Second-hand stores..... | 9 | 1 | 99 | (D) | (D) | (D) | (D) | (D) | (D) | (D) |
| Nonstore retailers..... | 19 | 3 | 222 | (D) | (D) | (D) | (D) | (D) | (D) | (D) |

Standard Notes: (D) Withheld to avoid disclosure. (NA) Not available. n.e.c. Not elsewhere classified. XXX Not applicable. (Z) Less than \$500. ... Represents zero.
¹Group totals may include data for establishments without payroll which could not be classified by detailed kind of business.

RETAIL TRADE—AREA STATISTICS

Table 104. RETAIL TRADE: 1954 — COUNTIES WITH 500 ESTABLISHMENTS OR MORE—Continued

Establishments, Sales, Payroll, and Personnel, by Kind of Business

| County and kind of business | Establishments | | Sales | | Payroll, entire year (\$1,000) | Payroll, workweek ended nearest Nov. 15 | | Paid employees, workweek ended nearest Nov. 15 | | Proprietors (unincorporated businesses only) ³ (Number) |
|---|--------------------------------|--------------------------|---|--|-----------------------------------|---|----------------------------|--|---------------------------|---|
| | Total ¹ (Number) | With payroll (Number) | Total, all establishments ¹ (\$1,000) | Establishments with payroll (\$1,000) | | Total (Dollars) | Full workweek (Dollars) | Total (Number) | Full workweek (Number) | |
| LOS ANGELES COUNTY | | | | | | | | | | |
| Retail trade, total..... | 48,586 | 32,502 | 6,728,746 | 6,367,456 | 808,827 | 5,732,386 | 4,620,408 | 260,942 | 216,314 | 51,254 |
| Food Stores | | | | | | | | | | |
| Total..... | 7,546 | 4,686 | 1,625,952 | 1,533,332 | 139,203 | 2,811,999 | 2,543,620 | 38,382 | 30,470 | 8,199 |
| Grocery stores..... | 4,178 | 2,602 | 1,382,520 | 1,323,210 | 112,452 | 2,284,213 | 2,054,797 | 29,751 | 23,299 | 4,520 |
| Meat markets..... | 986 | 596 | 98,811 | 85,001 | 7,513 | 148,308 | 136,983 | 1,944 | 1,600 | 1,187 |
| Fish (seafood) markets..... | 89 | 35 | 4,666 | 3,396 | 375 | 7,522 | 7,179 | 112 | 98 | 102 |
| Fruit stores, vegetable markets..... | 471 | 189 | 27,722 | 22,024 | 2,741 | 51,589 | 46,983 | 782 | 597 | 618 |
| Candy, nut, confectionery stores..... | 265 | 211 | 11,568 | (D) | 1,665 | 34,393 | 31,182 | 767 | 610 | 181 |
| Bakery products stores..... | 789 | 618 | 38,762 | 36,206 | 7,092 | 148,264 | 136,885 | 2,851 | 2,410 | 694 |
| Bakeries, with baking on premises..... | (NA) | 376 | (NA) | 19,355 | 5,153 | 102,200 | 93,756 | 1,977 | 1,622 | (NA) |
| Bakeries, without baking on premises..... | (NA) | 242 | (NA) | 16,851 | 1,939 | 46,064 | 43,129 | 874 | 788 | (NA) |
| Delicatessen stores..... | 183 | 139 | 19,112 | 17,922 | 2,277 | 42,720 | 40,695 | 760 | 678 | 243 |
| Food stores, n.e.c..... | 508 | 296 | 40,467 | (D) | 5,088 | 94,990 | 88,910 | 1,415 | 1,178 | 548 |
| Eating, Drinking Places | | | | | | | | | | |
| Total..... | 9,376 | 7,178 | 524,604 | 490,688 | 130,879 | 2,655,823 | 2,458,769 | 55,597 | 46,418 | 10,773 |
| Eating places (except refreshment stands)..... | 6,499 | 4,729 | 388,612 | 361,438 | 101,086 | 2,033,332 | 1,896,076 | 43,139 | 36,534 | 7,371 |
| Restaurants, cafeterias..... | (NA) | 4,598 | (NA) | 349,440 | 97,574 | 1,963,305 | 1,835,841 | 41,409 | 35,413 | (NA) |
| Caterers..... | 72 | (NA) | 6,287 | 1,567 | 1,567 | 31,686 | 26,547 | 831 | 492 | (NA) |
| In-plant food contractors..... | (NA) | 59 | (NA) | 5,711 | 1,945 | 38,341 | 33,686 | 899 | 629 | (NA) |
| Refreshment stands..... | 654 | 436 | 22,745 | 19,553 | 3,437 | 69,466 | 53,782 | 1,900 | 1,194 | 701 |
| Drinking places..... | 2,213 | 2,013 | 113,113 | 109,697 | 26,356 | 553,025 | 508,911 | 10,558 | 8,690 | 2,687 |
| General Merchandise Group | | | | | | | | | | |
| Total..... | 1,337 | 991 | 705,041 | 698,577 | 105,774 | 1,920,223 | 1,723,052 | 43,976 | 33,883 | 1,153 |
| Department stores..... | 67 | 67 | (D) | (D) | (D) | (D) | (D) | (D) | (D) | (D) |
| Dry goods, general merchandise stores..... | 615 | 419 | 93,539 | 89,817 | 11,726 | 232,772 | 211,543 | 4,584 | 3,475 | 626 |
| General stores..... | 38 | 20 | (D) | (D) | (D) | (D) | (D) | (D) | (D) | (D) |
| Variety stores..... | 611 | 485 | 86,826 | 84,644 | 14,103 | 279,857 | 228,974 | 8,417 | 4,987 | 468 |
| Apparel, Accessories Stores | | | | | | | | | | |
| Total..... | 4,040 | 3,284 | 435,498 | 422,090 | 60,099 | 1,112,732 | 1,016,406 | 21,907 | 17,373 | 3,543 |
| Shoe stores..... | 854 | 758 | 77,018 | 77,018 | 10,748 | 198,741 | 178,884 | 3,357 | 2,352 | 481 |
| Men's shoe stores..... | (NA) | 84 | (NA) | 5,482 | 698 | 13,020 | 12,101 | 198 | 156 | (NA) |
| Women's shoe stores..... | (NA) | 121 | (NA) | 20,534 | 2,949 | 55,753 | 50,749 | 984 | 660 | (NA) |
| Children's, juveniles' shoe stores..... | (NA) | 43 | (NA) | 3,370 | 549 | 9,843 | 8,692 | 180 | 127 | (NA) |
| Family shoe stores..... | (NA) | 510 | (NA) | 47,632 | 6,552 | 120,125 | 107,342 | 1,995 | 1,409 | (NA) |
| Men's, boys' clothing and furnishings stores..... | (NA) | 557 | (NA) | 86,510 | 12,004 | 218,098 | 203,210 | 3,672 | 2,944 | (NA) |
| Men's, boys' clothing stores..... | (NA) | 405 | (NA) | 72,250 | 10,424 | 188,617 | 176,335 | 3,164 | 2,549 | (NA) |
| Men's, boys' furnishings stores..... | (NA) | 152 | (NA) | 14,260 | 1,580 | 29,481 | 26,875 | 508 | 395 | (NA) |
| Family clothing stores..... | (NA) | 178 | (NA) | 56,635 | 7,667 | 146,027 | 124,700 | 3,083 | 2,165 | (NA) |
| Women's clothing, specialty stores..... | 1,566 | 1,304 | 176,200 | 171,758 | 24,797 | 449,080 | 416,532 | 10,042 | 8,478 | 1,435 |
| Ready-to-wear stores..... | (NA) | 1,014 | (NA) | 154,857 | 22,367 | 402,154 | 374,980 | 9,026 | 7,666 | (NA) |
| Millinery stores..... | (NA) | 98 | (NA) | 5,173 | 915 | 16,696 | 14,857 | 378 | 309 | (NA) |
| Clothing, specialty stores, n.e.c..... | (NA) | 192 | (NA) | 11,728 | 1,515 | 29,880 | 26,695 | 638 | 503 | (NA) |
| Children's, infants' wear stores..... | 292 | 218 | 15,389 | 13,727 | 1,173 | 26,393 | 22,973 | 674 | 486 | 336 |
| Apparel stores, n.e.c..... | 383 | 269 | 17,494 | 16,442 | 3,710 | 74,393 | 70,107 | 1,079 | 948 | 388 |
| Furniture, Home Furnishings, Appliance Dealers | | | | | | | | | | |
| Total..... | 3,571 | 2,633 | 438,098 | 416,406 | 54,675 | 1,081,201 | 1,043,356 | 14,582 | 13,332 | 3,730 |
| Furniture, home furnishings stores..... | 2,200 | 1,680 | 286,285 | 269,619 | 39,116 | 786,185 | 762,597 | 10,423 | 9,652 | 2,320 |
| Furniture stores..... | (NA) | 965 | (NA) | 214,838 | 27,083 | 543,566 | 529,081 | 7,081 | 6,587 | (NA) |
| Floor covering stores..... | (NA) | 219 | (NA) | 36,662 | 6,302 | 121,213 | 117,623 | 1,417 | 1,339 | (NA) |
| Home furnishings stores, n.e.c., antique stores..... | (NA) | 496 | (NA) | 34,785 | 5,731 | 121,406 | 115,893 | 1,925 | 1,726 | (NA) |
| Household appliance, radio, TV stores..... | 1,347 | 953 | 138,025 | 130,121 | 15,559 | 295,016 | 280,759 | 4,159 | 3,680 | 1,382 |
| Household appliance stores..... | (NA) | 344 | (NA) | 39,796 | 4,733 | 88,539 | 86,245 | 1,286 | 1,221 | (NA) |
| Appliance, radio, TV stores..... | (NA) | 299 | (NA) | 57,618 | 5,851 | 109,926 | 105,177 | 1,515 | 1,328 | (NA) |
| Radio, TV stores..... | (NA) | 310 | (NA) | 32,707 | 4,975 | 96,551 | 89,337 | 1,358 | 1,131 | (NA) |
| Automotive Group | | | | | | | | | | |
| Total..... | 2,224 | 1,700 | 1,232,683 | 1,216,103 | 120,653 | 2,305,879 | 2,280,746 | 25,486 | 24,759 | 1,993 |
| Passenger car dealers (franchised)..... | 600 | 580 | 1,018,144 | 1,016,932 | 102,465 | 1,951,881 | 1,937,116 | 20,895 | 20,552 | 313 |
| Passenger car dealers (nonfranchised)..... | 709 | 507 | 124,507 | 116,601 | 7,066 | 135,453 | 132,787 | 1,662 | 1,579 | 768 |
| Tire, battery, accessory dealers..... | 643 | 441 | 58,392 | (D) | 8,905 | 175,006 | 168,831 | 2,348 | 2,103 | 633 |
| Motorcycle, aircraft, boat dealers..... | 125 | 85 | 10,848 | 9,700 | 1,022 | 21,606 | 20,778 | 304 | 273 | 131 |
| Household trailer dealers..... | 119 | 81 | (D) | (D) | (D) | (D) | (D) | (D) | (D) | (D) |
| Automotive dealers, n.e.c..... | 6 | 6 | (D) | (D) | (D) | (D) | (D) | (D) | (D) | (D) |
| Gasoline Service Stations | | | | | | | | | | |
| Total..... | 5,464 | 4,164 | 456,381 | 417,809 | 44,160 | 887,031 | 806,791 | 15,542 | 12,316 | 5,999 |
| Lumber, Bldg. Mats., Hardware, Farm Equipment Dealers | | | | | | | | | | |
| Total..... | 1,967 | 1,421 | 365,301 | 351,305 | 39,024 | 756,056 | 723,808 | 9,557 | 8,541 | 2,001 |
| Farm equipment dealers..... | 41 | 33 | 7,701 | 7,443 | 897 | 17,404 | 17,076 | 211 | 204 | 47 |
| Lumber, building materials dealers..... | 640 | 526 | 251,115 | 246,577 | 24,729 | 479,412 | 462,729 | 5,479 | 5,102 | 581 |
| Paint, glass, wallpaper stores..... | 489 | 291 | 31,111 | 26,483 | 3,465 | 69,478 | 67,173 | 974 | 883 | 511 |
| Plumbing, electrical supply stores..... | 175 | 119 | 15,356 | 14,522 | 2,763 | 54,270 | 50,617 | 623 | 520 | 190 |
| Hardware stores..... | 616 | 452 | 59,934 | 56,280 | 7,170 | 135,492 | 126,213 | 2,270 | 1,832 | 664 |
| Drug Stores, Proprietary Stores | | | | | | | | | | |
| Total..... | 1,335 | 1,179 | 221,030 | 216,314 | 31,089 | 589,105 | 507,342 | 10,711 | 7,686 | 1,301 |
| Drug stores..... | (NA) | 1,122 | (NA) | (D) | (D) | (D) | (D) | (D) | (D) | (NA) |
| Proprietary stores..... | (NA) | 57 | (NA) | (D) | (D) | (D) | (D) | (D) | (D) | (NA) |
| Other Retail Stores | | | | | | | | | | |
| Total..... | 8,368 | 4,806 | 530,090 | 451,738 | 50,739 | 1,015,756 | 944,537 | 16,795 | 13,964 | 9,086 |
| Liquor stores..... | 1,977 | 1,409 | 183,284 | 155,668 | 9,595 | 191,874 | 167,428 | 3,319 | 2,450 | 2,299 |
| Fuel, ice dealers..... | 133 | 47 | 5,600 | (D) | (D) | (D) | (D) | (D) | (D) | (D) |
| Fuel dealers (coal, wood)..... | (NA) | 11 | (NA) | 744 | 77 | 2,048 | 1,940 | 34 | 30 | (NA) |
| Liquefied petroleum gas dealers..... | (NA) | 19 | (NA) | (D) | (D) | (D) | (D) | (D) | (D) | (NA) |
| Fuel oil dealers..... | (NA) | 5 | (NA) | (D) | (D) | (D) | (D) | (D) | (D) | (NA) |
| Ice dealers..... | (NA) | 12 | (NA) | (D) | (D) | (D) | (D) | (D) | (D) | (NA) |
| Hay, grain, feed stores..... | 186 | 106 | 44,877 | 42,131 | 2,274 | 41,750 | 40,624 | 480 | 439 | 190 |
| Farm, garden supply stores..... | 236 | 146 | 15,152 | 13,070 | 1,954 | 36,773 | 33,949 | 583 | 503 | 256 |
| Jewelry stores..... | 882 | 512 | 59,730 | 54,204 | 9,047 | 184,153 | 176,941 | 2,489 | 2,257 | 864 |

Standard Notes: (D) Withheld to avoid disclosure. (NA) Not available. n.e.c. Not elsewhere classified. XXX Not applicable. (Z) Less than \$500. ... Represents zero.
¹ Group totals may include data for establishments without payroll which could not be classified by detailed kind of business.

Table 104. RETAIL TRADE: 1954 — COUNTIES WITH 500 ESTABLISHMENTS OR MORE—Continued

Establishments, Sales, Payroll, and Personnel, by Kind of Business

| County and kind of business | Establishments | | Sales | | Payroll, entire year (\$1,000) | Payroll, workweek ended nearest Nov. 15 | | Paid employees, workweek ended nearest Nov. 15 | | Proprietors (unincorporated businesses only) ¹ (Number) |
|--|--------------------------------|--------------------------|---|--|-----------------------------------|---|----------------------------|--|---------------------------|---|
| | Total ¹ (Number) | With payroll (Number) | Total, all establishments ¹ (\$1,000) | Establishments with payroll (\$1,000) | | Total (Dollars) | Full workweek (Dollars) | Total (Number) | Full workweek (Number) | |
| LOS ANGELES COUNTY—Con. | | | | | | | | | | |
| Other retail stores—Con. | | | | | | | | | | |
| Book stores..... | 138 | 80 | 7,609 | 6,669 | 987 | 20,470 | 18,368 | 441 | 311 | 131 |
| Stationery stores..... | 269 | 211 | 31,173 | 30,237 | 5,334 | 101,212 | 96,911 | 1,650 | 1,443 | 288 |
| Sporting goods stores..... | 251 | 161 | 17,273 | 14,951 | 1,758 | 39,730 | 37,548 | 544 | 460 | 266 |
| Bicycle stores..... | 110 | 58 | (D) | (D) | (D) | (D) | (D) | (D) | (D) | (D) |
| Florists..... | 495 | 325 | 14,952 | 12,518 | 2,220 | 44,099 | 40,941 | 830 | 681 | 534 |
| Cigar stores, stands..... | 153 | 51 | (D) | (D) | (D) | (D) | (D) | (D) | (D) | (D) |
| News dealers, newsstands..... | 259 | 77 | 8,062 | (D) | (D) | (D) | (D) | (D) | (D) | (D) |
| Gift, novelty, souvenir stores..... | 532 | 292 | 15,405 | 12,306 | 1,400 | 30,751 | 26,208 | 794 | 559 | 275 |
| Music stores..... | 283 | 177 | 18,486 | 16,542 | 2,521 | 52,632 | 48,408 | 777 | 659 | 614 |
| Camera, photographic supply stores..... | 212 | 144 | 21,858 | 19,568 | 2,022 | 36,923 | 35,110 | 566 | 490 | 213 |
| Luggage, leather goods stores..... | 81 | 47 | 4,145 | 3,583 | 421 | 7,915 | 7,668 | 125 | 109 | 78 |
| Optical goods stores..... | 79 | 71 | 4,091 | 3,967 | 929 | 17,867 | 17,786 | 220 | 215 | 65 |
| Office, store machine and equipment dealers..... | 86 | 56 | 4,764 | 4,208 | 771 | 16,125 | 15,747 | 211 | 199 | 89 |
| Retail stores (except second-hand) n.e.c..... | 476 | 476 | 29,590 | 29,590 | 3,984 | 82,614 | 76,473 | 1,578 | 1,264 | 461 |
| Second-hand stores..... | 622 | 360 | 22,102 | 18,960 | 3,770 | 75,789 | 71,969 | 1,475 | 1,341 | 690 |
| Nonstore Retailers | | | | | | | | | | |
| Total..... | 3,358 | 460 | 194,068 | 153,094 | 32,532 | 596,581 | 571,981 | 8,407 | 7,572 | 3,476 |
| Mail order houses..... | 123 | 85 | (D) | (D) | (D) | (D) | (D) | (D) | (D) | (D) |
| Direct selling (house-to-house) organizations..... | 3,052 | 304 | 91,827 | 53,769 | 11,485 | 215,591 | 211,026 | 3,323 | 3,150 | 3,165 |
| Merchandise vending machine operators..... | 183 | 71 | (D) | (D) | (D) | (D) | (D) | (D) | (D) | (D) |
| MARIN COUNTY | | | | | | | | | | |
| Retail trade, total..... | | | | | | | | | | |
| Food stores, total..... | 186 | 130 | 31,749 | 30,177 | 2,376 | 44,008 | 40,151 | 640 | 498 | 249 |
| Grocery stores..... | 109 | 81 | 26,844 | 25,974 | 1,927 | 34,678 | 31,716 | 468 | 361 | 147 |
| Meat markets, fish (seafood) markets..... | 26 | 22 | 2,849 | 2,671 | 192 | 3,662 | 3,329 | 52 | 45 | 39 |
| Fruit stores, vegetable markets..... | 8 | 4 | 238 | 190 | 17 | 308 | 281 | 4 | 3 | 9 |
| Candy, nut, confectionery stores..... | 3 | 3 | 255 | 255 | 36 | 1,137 | 920 | 28 | 18 | 2 |
| Other food stores..... | 36 | 20 | 1,543 | 1,087 | 204 | 4,223 | 3,905 | 88 | 71 | 50 |
| Eating, drinking places, total..... | 207 | 159 | 10,370 | 9,530 | 2,270 | 46,972 | 41,048 | 923 | 684 | 250 |
| Eating places..... | 128 | 96 | 7,312 | 6,678 | 1,753 | 36,407 | 32,101 | 752 | 567 | 153 |
| Drinking places..... | 79 | 63 | 3,058 | 2,852 | 517 | 10,565 | 8,947 | 171 | 117 | 97 |
| General merchandise group, total..... | 37 | 23 | 7,510 | 7,228 | 983 | 19,401 | 16,462 | 396 | 265 | 34 |
| General merchandise group (except variety)..... | 17 | 9 | 6,361 | 6,181 | 837 | 16,774 | 14,234 | 319 | 213 | 15 |
| Variety stores..... | 20 | 14 | 1,149 | 1,047 | 146 | 2,627 | 2,228 | 77 | 52 | 19 |
| Apparel, accessories stores, total..... | 65 | 49 | 5,193 | 4,919 | 549 | 12,723 | 11,302 | 248 | 184 | 69 |
| Shoe stores..... | 10 | 8 | 872 | (D) | 83 | 1,488 | 1,227 | 30 | 18 | 9 |
| Men's, boys' clothing and furnishings stores..... | (NA) | 6 | (NA) | 567 | 51 | 1,108 | 1,044 | 18 | 13 | (NA) |
| Family clothing stores..... | (NA) | 6 | (NA) | 1,268 | 184 | 3,610 | 3,149 | 70 | 54 | (NA) |
| Women's clothing, specialty stores..... | 33 | 23 | 2,136 | 1,968 | 206 | 5,945 | 5,366 | 115 | 89 | 30 |
| Ready-to-wear stores..... | (NA) | 19 | (NA) | 1,731 | 182 | 5,457 | 4,900 | 104 | 80 | (NA) |
| Other clothing, specialty stores..... | (NA) | 4 | (NA) | 237 | 24 | 488 | 466 | 11 | 9 | (NA) |
| Other apparel stores..... | 8 | 6 | 272 | (D) | 25 | 572 | 516 | 15 | 10 | 10 |
| Furniture, home furnishings, appliance dealers, total..... | 60 | 50 | 4,412 | 4,292 | 625 | 12,548 | 11,991 | 166 | 151 | 61 |
| Furniture, home furnishings stores, antique stores..... | 36 | 34 | 2,880 | (D) | 412 | 8,139 | 7,775 | 109 | 100 | 38 |
| Household appliance, radio, TV stores..... | 24 | 16 | 1,532 | (D) | 213 | 4,409 | 4,216 | 57 | 51 | 23 |
| Automotive group..... | 47 | 33 | 17,665 | 17,261 | 1,782 | 33,223 | 32,692 | 408 | 394 | 56 |
| Gasoline service stations..... | 99 | 83 | 8,314 | 7,912 | 829 | 17,087 | 14,359 | 322 | 205 | 98 |
| Lumber, bldg. mats., hardware, farm equip. dealers, total..... | 50 | 40 | 8,546 | 8,342 | 1,170 | 22,094 | 20,483 | 287 | 243 | 55 |
| Farm equipment dealers..... | *** | *** | *** | *** | *** | *** | *** | *** | *** | *** |
| Lumber, building materials, supplies, equipment dealers..... | 26 | 22 | 6,091 | 6,049 | 881 | 16,265 | 15,082 | 193 | 167 | 22 |
| Hardware stores..... | 24 | 18 | 2,455 | 2,293 | 289 | 5,829 | 5,401 | 94 | 76 | 33 |
| Drug stores, proprietary stores, total..... | 30 | 28 | 3,152 | (D) | 320 | 6,489 | 5,486 | 125 | 93 | 37 |
| Drug stores..... | (NA) | 28 | (NA) | (D) | 320 | 6,489 | 5,486 | 125 | 93 | (NA) |
| Proprietary stores..... | (NA) | *** | (NA) | *** | *** | *** | *** | *** | *** | (NA) |
| Other retail stores, total..... | 156 | 98 | 10,650 | (D) | 1,056 | 20,399 | 18,956 | 304 | 245 | 161 |
| Liquor stores..... | 22 | 20 | 2,228 | (D) | 102 | 1,875 | 1,536 | 36 | 24 | 23 |
| Fuel, ice dealers..... | 3 | 3 | (D) | (D) | (D) | (D) | (D) | (D) | (D) | (D) |
| Feed, farm, garden supply stores..... | 18 | 14 | 1,660 | 1,622 | 132 | 2,878 | 2,776 | 44 | 39 | 22 |
| Jewelry stores..... | 11 | 9 | 448 | (D) | 51 | 1,073 | 1,061 | 15 | 14 | 11 |
| Book, stationery stores..... | 8 | 8 | 439 | 439 | 55 | 979 | 889 | 20 | 16 | 9 |
| Other retail stores (except second-hand)..... | 64 | 40 | (D) | 2,031 | (D) | (D) | (D) | (D) | (D) | (D) |
| Second-hand stores..... | 6 | 4 | 178 | (D) | 16 | 298 | 255 | 7 | 4 | 9 |
| Nonstore retailers..... | 41 | 5 | 511 | 135 | 18 | 169 | 85 | 4 | 2 | 43 |
| MENDOCINO COUNTY | | | | | | | | | | |
| Retail trade, total..... | | | | | | | | | | |
| Food stores, total..... | 107 | 69 | 14,129 | 13,193 | 832 | 17,411 | 15,864 | 249 | 203 | 105 |
| Grocery stores..... | 79 | 51 | 12,570 | 11,816 | 715 | 14,692 | 13,515 | 201 | 165 | 76 |
| Meat markets, fish (seafood) markets..... | 16 | 10 | 1,099 | 941 | 62 | 1,314 | 1,104 | 19 | 15 | 16 |
| Fruit stores, vegetable markets..... | 3 | 1 | (D) | (D) | (D) | (D) | (D) | (D) | (D) | (D) |
| Candy, nut, confectionery stores..... | 3 | 1 | (D) | (D) | (D) | (D) | (D) | (D) | (D) | (D) |
| Other food stores..... | 6 | 6 | (D) | (D) | (D) | (D) | (D) | (D) | (D) | (D) |
| Eating, drinking places, total..... | 149 | 99 | 5,518 | 4,622 | 886 | 18,300 | 16,765 | 390 | 327 | 181 |
| Eating places..... | 92 | 54 | 3,172 | 2,446 | 560 | 11,688 | 11,013 | 263 | 228 | 109 |
| Drinking places..... | 53 | 45 | 2,304 | 2,176 | 326 | 6,612 | 5,752 | 127 | 99 | 68 |

Standard Notes: (D) Withheld to avoid disclosure. (NA) Not available. n.e.c. Not elsewhere classified. XXX Not applicable. (Z) Less than \$500. ... Represents zero.
¹ Group totals may include data for establishments without payroll which could not be classified by detailed kind of business.

Table 104. RETAIL TRADE: 1954 — COUNTIES WITH 500 ESTABLISHMENTS OR MORE—Continued

Establishments, Sales, Payroll, and Personnel, by Kind of Business

| County and kind of business | Establishments | | Sales | | Payroll, entire year (\$1,000) | Payroll, workweek ended nearest Nov. 15 | | Paid employees, workweek ended nearest Nov. 15 | | Proprietors (unincorporated businesses only) ¹ (Number) |
|--|--------------------|--------------|--|-----------------------------|-----------------------------------|---|---------------|--|---------------|---|
| | Total ¹ | With payroll | Total, all establishments ² | Establishments with payroll | | Total | Full workweek | Total | Full workweek | |
| | (Number) | (Number) | (\$1,000) | (\$1,000) | | (Dollars) | (Dollars) | (Number) | (Number) | |
| MENDOCINO COUNTY—Con. | | | | | | | | | | |
| General merchandise group, total..... | 34 | 30 | 6,434 | 6,272 | 676 | 13,066 | 12,040 | 244 | 202 | 33 |
| General merchandise group (except variety)..... | 28 | 24 | 5,823 | 5,661 | 590 | 11,328 | 10,492 | 199 | 165 | 30 |
| Variety stores..... | 6 | 6 | 611 | 611 | 86 | 1,738 | 1,548 | 45 | 37 | 3 |
| Apparel, accessories stores, total..... | 27 | 21 | 1,275 | 1,203 | 85 | 1,594 | 1,413 | 38 | 29 | 31 |
| Shoe stores..... | 7 | 5 | 315 | (D) | 21 | 387 | 331 | 8 | 6 | 7 |
| Men's, boys' clothing and furnishings stores..... | 4 | 4 | 257 | 257 | 16 | 244 | 218 | 5 | 4 | 5 |
| Family clothing stores..... | 4 | 4 | 257 | 257 | 14 | 328 | 291 | 9 | 6 | 6 |
| Women's clothing, specialty stores..... | 7 | 7 | (D) | (D) | (D) | (D) | (D) | (D) | (D) | (D) |
| Ready-to-wear stores..... | 6 | 6 | 287 | 287 | 23 | 415 | 357 | 11 | 8 | 7 |
| Other clothing, specialty stores..... | 1 | 1 | (D) | (D) | (D) | (D) | (D) | (D) | (D) | (D) |
| Other apparel stores..... | 5 | 1 | (D) | (D) | (D) | (D) | (D) | (D) | (D) | (D) |
| Furniture, home furnishings, appliance dealers, total..... | 31 | 15 | 1,360 | 962 | 135 | 2,610 | 2,422 | 35 | 27 | 38 |
| Furniture, home furnishings stores, antique stores..... | 14 | 8 | 697 | 483 | 58 | 1,036 | 978 | 14 | 12 | 18 |
| Household appliance, radio, TV stores..... | 17 | 7 | 663 | 479 | 77 | 1,574 | 1,444 | 21 | 15 | 20 |
| Automotive group..... | 36 | 34 | 7,797 | (D) | 886 | 17,880 | 17,328 | 215 | 201 | 30 |
| Gasoline service stations..... | 75 | 55 | 6,072 | 5,546 | 584 | 11,147 | 10,308 | 179 | 148 | 81 |
| Lumber, bldg. mats., hardware, farm equip. dealers, total..... | 30 | 24 | 5,556 | 5,290 | 502 | 9,742 | 9,124 | 122 | 108 | 32 |
| Farm equipment dealers..... | 6 | 6 | 3,110 | 3,110 | 263 | 4,728 | 4,705 | 51 | 50 | 8 |
| Lumber, building materials, supplies, equipment dealers..... | 13 | 9 | 1,541 | 1,489 | 161 | 3,164 | 2,961 | 43 | 38 | 16 |
| Hardware stores..... | 9 | 9 | 691 | 691 | 78 | 1,850 | 1,458 | 28 | 20 | 6 |
| Drug stores, proprietary stores, total..... | 12 | 10 | 1,135 | (D) | 158 | 2,420 | 2,243 | 44 | 36 | 17 |
| Drug stores..... | (NA) | 9 | (NA) | 1,049 | (D) | (D) | (D) | (D) | (D) | (NA) |
| Proprietary stores..... | (NA) | 1 | (NA) | (D) | (D) | (D) | (D) | (D) | (D) | (NA) |
| Other retail stores, total..... | 74 | 42 | 4,651 | 4,031 | 437 | 9,409 | 8,895 | 137 | 121 | 72 |
| Liquor stores..... | 7 | 5 | 428 | (D) | 19 | 370 | 280 | 6 | 4 | 9 |
| Fuel, ice dealers..... | 8 | 8 | 1,408 | 1,448 | 232 | 4,907 | 4,829 | 62 | 60 | 4 |
| Feed, farm, garden supply stores..... | 10 | 8 | 1,306 | (D) | 64 | 1,445 | 1,181 | 23 | 17 | 5 |
| Jewelry stores..... | 8 | 6 | 228 | (D) | 30 | 632 | 632 | 8 | 8 | 11 |
| Book, stationery stores..... | 1 | 1 | (D) | (D) | (D) | (D) | (D) | (D) | (D) | (D) |
| Other retail stores (except second-hand)..... | 26 | 12 | 974 | 658 | 71 | 1,513 | 1,431 | 29 | 23 | 29 |
| Second-hand stores..... | 2 | 2 | (D) | (D) | (D) | (D) | (D) | (D) | (D) | (D) |
| Nonstore retailers..... | 18 | 4 | 604 | 480 | 42 | 730 | 655 | 11 | 8 | 20 |
| MERCED COUNTY | | | | | | | | | | |
| Retail trade, total..... | 895 | 609 | 85,690 | 78,780 | 8,590 | 168,297 | 157,688 | 2,834 | 2,361 | 957 |
| Food stores, total..... | 154 | 80 | 19,652 | 17,078 | 1,154 | 21,821 | 19,612 | 340 | 271 | 179 |
| Grocery stores..... | 125 | 63 | 18,558 | 16,184 | 1,050 | 19,826 | 17,725 | 305 | 243 | 145 |
| Meat markets, fish (seafood) markets..... | 12 | 8 | 780 | 688 | 59 | 1,147 | 1,079 | 20 | 17 | 16 |
| Fruit stores, vegetable markets..... | *** | *** | *** | *** | *** | *** | *** | *** | *** | *** |
| Candy, nut, confectionery stores..... | 6 | 2 | 40 | (D) | (D) | (D) | (D) | (D) | (D) | (D) |
| Other food stores..... | 11 | 7 | 274 | (D) | (D) | (D) | (D) | (D) | (D) | (D) |
| Eating, drinking places, total..... | 171 | 131 | 6,465 | 6,005 | 1,346 | 27,862 | 24,505 | 672 | 493 | 220 |
| Eating places..... | 102 | 78 | 3,947 | 3,725 | 930 | 18,653 | 16,537 | 463 | 334 | 118 |
| Drinking places..... | 69 | 53 | 2,518 | 2,280 | 416 | 9,209 | 7,968 | 209 | 159 | 102 |
| General merchandise group, total..... | 46 | 28 | 5,340 | 4,944 | 569 | 10,594 | 9,619 | 247 | 188 | 41 |
| General merchandise group (except variety)..... | 25 | 15 | 3,988 | 3,772 | 392 | 7,180 | 6,653 | 149 | 122 | 27 |
| Variety stores..... | 21 | 13 | 1,352 | 1,172 | 177 | 3,414 | 2,966 | 98 | 66 | 14 |
| Apparel, accessories stores, total..... | 67 | 53 | 4,610 | 4,242 | 468 | 9,935 | 9,149 | 190 | 154 | 59 |
| Shoe stores..... | 14 | 8 | 803 | 631 | 78 | 1,293 | 1,191 | 27 | 21 | 14 |
| Men's, boys' clothing and furnishings stores..... | (NA) | 15 | (NA) | (D) | 157 | 2,773 | 2,693 | 43 | 37 | (NA) |
| Family clothing stores..... | (NA) | 6 | (NA) | 421 | 28 | 1,004 | 653 | 26 | 14 | (NA) |
| Women's clothing, specialty stores..... | 20 | 18 | 1,480 | (D) | 178 | 4,412 | 4,229 | 82 | 73 | 14 |
| Ready-to-wear stores..... | (NA) | 15 | (NA) | 1,256 | 158 | 4,007 | 3,839 | 72 | 65 | (NA) |
| Other clothing, specialty stores..... | (NA) | 3 | (NA) | (D) | 20 | 405 | 390 | 10 | 8 | (NA) |
| Other apparel stores..... | 6 | 6 | 301 | 301 | 27 | 453 | 383 | 12 | 9 | 3 |
| Furniture, home furnishings, appliance dealers, total..... | 55 | 39 | 4,961 | 4,413 | 626 | 12,651 | 12,088 | 170 | 153 | 61 |
| Furniture, home furnishings stores, antique stores..... | 19 | 15 | 2,739 | 2,607 | 339 | 6,659 | 6,562 | 94 | 90 | 20 |
| Household appliance, radio, TV stores..... | 36 | 24 | 2,222 | 1,806 | 287 | 5,992 | 5,526 | 76 | 63 | 41 |
| Automotive group..... | 42 | 36 | 12,734 | 12,524 | 1,334 | 26,849 | 26,624 | 332 | 322 | 51 |
| Gasoline service stations..... | 115 | 75 | 6,902 | 5,896 | 547 | 10,606 | 9,427 | 189 | 141 | 110 |
| Lumber, bldg. mats., hardware, farm equip. dealers, total..... | 65 | 61 | 11,575 | 11,507 | 1,616 | 29,932 | 29,530 | 388 | 371 | 54 |
| Farm equipment dealers..... | 15 | 15 | 5,005 | 5,005 | 746 | 14,807 | 14,787 | 169 | 167 | 11 |
| Lumber, building materials, supplies, equipment dealers..... | 26 | 24 | 3,935 | (D) | 510 | 8,863 | 8,678 | 124 | 117 | 17 |
| Hardware stores..... | 24 | 22 | 2,635 | (D) | 360 | 6,262 | 6,065 | 95 | 87 | 26 |
| Drug stores, proprietary stores, total..... | 17 | 17 | 2,295 | 2,295 | 253 | 5,413 | 5,023 | 103 | 88 | 18 |
| Drug stores..... | 17 | 17 | 2,295 | 2,295 | 253 | 5,413 | 5,023 | 103 | 88 | 18 |
| Proprietary stores..... | *** | *** | *** | *** | *** | *** | *** | *** | *** | *** |

Standard Notes: (D) Withheld to avoid disclosure. (NA) Not available. n.e.c. Not elsewhere classified. XXX Not applicable. (Z) Less than \$500. ... Represents zero.
¹Group totals may include data for establishments without payroll which could not be classified by detailed kind of business.

Table 104. RETAIL TRADE: 1954 — COUNTIES WITH 500 ESTABLISHMENTS OR MORE—Continued

Establishments, Sales, Payroll, and Personnel, by Kind of Business

| County and kind of business | Establishments | | Sales | | Payroll, entire year (\$1,000) | Payroll, workweek ended nearest Nov. 15 | | Paid employees, workweek ended nearest Nov. 15 | | Proprietors (unincorporated businesses only) ¹ (Number) |
|---|--------------------------------|--------------------------|---|--|-----------------------------------|---|----------------------------|--|---------------------------|---|
| | Total ¹ (Number) | With payroll (Number) | Total, all establishments ¹ (\$1,000) | Establishments with payroll (\$1,000) | | Total (Dollars) | Full workweek (Dollars) | Total (Number) | Full workweek (Number) | |
| MERCED COUNTY—Con. | | | | | | | | | | |
| Other retail stores, total | 135 | 85 | 10,903 | 9,777 | 672 | 12,389 | 11,866 | 199 | 176 | 135 |
| Liquor stores | 25 | 15 | 1,756 | 1,266 | 80 | 1,379 | 1,258 | 26 | 20 | 27 |
| Fuel, ice dealers | 5 | 5 | 415 | 415 | 56 | 1,002 | 1,002 | 14 | 14 | 5 |
| Feed, farm, garden supply stores | 28 | 24 | 5,843 | 5,817 | 326 | 6,121 | 5,918 | 79 | 73 | 22 |
| Jewelry stores | 17 | 13 | 647 | 587 | 67 | 1,377 | 1,291 | 26 | 22 | 14 |
| Book, stationery stores | 4 | 4 | 218 | 218 | 20 | 395 | 395 | 9 | 8 | 5 |
| Other retail stores (except second-hand) | 23 | 17 | 1,010 | 902 | 73 | 1,360 | 1,259 | 30 | 25 | 27 |
| Second-hand stores | 15 | 7 | 648 | 572 | 50 | 755 | 743 | 15 | 14 | 17 |
| Nonstore retailers | 28 | 4 | 253 | 99 | 5 | 245 | 245 | 4 | 4 | 29 |
| MONTEREY COUNTY | | | | | | | | | | |
| Retail trade, total | 1,757 | 1,231 | 163,731 | 151,205 | 19,293 | 366,780 | 343,361 | 6,063 | 5,029 | 1,977 |
| Food stores, total | 269 | 157 | 38,969 | 34,461 | 2,771 | 50,435 | 46,880 | 735 | 606 | 345 |
| Grocery stores | 168 | 98 | 33,727 | 30,825 | 2,352 | 42,660 | 39,902 | 580 | 490 | 219 |
| Meat markets, fish (seafood) markets | 47 | 27 | 3,202 | 2,168 | 160 | 3,220 | 2,945 | 46 | 36 | 63 |
| Fruit stores, vegetable markets | 11 | 3 | 281 | 79 | 7 | 92 | 50 | 4 | 1 | 13 |
| Candy, nut, confectionery stores | 3 | 3 | (D) | (D) | (D) | (D) | (D) | (D) | (D) | (D) |
| Other food stores | 36 | 26 | (D) | (D) | (D) | (D) | (D) | (D) | (D) | (D) |
| Eating, drinking places, total | 379 | 297 | 15,703 | 14,685 | 3,569 | 75,258 | 69,170 | 1,525 | 1,236 | 467 |
| Eating places | 249 | 187 | 11,422 | 10,720 | 2,701 | 57,916 | 54,112 | 1,153 | 969 | 320 |
| Drinking places | 130 | 110 | 4,281 | 3,965 | 868 | 17,342 | 15,058 | 372 | 267 | 147 |
| General merchandise group, total | 63 | 45 | 16,401 | 15,783 | 2,403 | 47,852 | 45,711 | 938 | 692 | 57 |
| General merchandise group (except variety) | 36 | 26 | 13,812 | 13,386 | 2,001 | 40,497 | 36,442 | 726 | 550 | 41 |
| Variety stores | 27 | 19 | 2,589 | 2,397 | 402 | 7,355 | 6,269 | 212 | 142 | 16 |
| Apparel, accessories stores, total | 165 | 133 | 10,157 | 9,469 | 1,040 | 19,762 | 18,008 | 398 | 311 | 162 |
| Shoe stores | 33 | 27 | 2,020 | 1,854 | 236 | 4,280 | 3,808 | 76 | 55 | 26 |
| Men's, boys' clothing and furnishings stores | (NA) | 31 | 2,347 | 2,347 | 262 | 5,124 | 4,627 | 78 | 60 | (NA) |
| Family clothing stores | (NA) | 8 | (NA) | 944 | 100 | 2,031 | 1,923 | 34 | 28 | (NA) |
| Women's clothing, specialty stores | 56 | 48 | 3,863 | 3,717 | 392 | 7,268 | 6,706 | 174 | 147 | 58 |
| Ready-to-wear stores | (NA) | 41 | (NA) | 3,378 | 362 | 6,701 | 6,139 | 164 | 137 | (NA) |
| Other clothing, specialty stores | (NA) | 7 | (NA) | 339 | 30 | 567 | 567 | 10 | 10 | (NA) |
| Other apparel stores | 29 | 19 | 861 | 607 | 50 | 1,059 | 944 | 36 | 21 | 26 |
| Furniture, home furnishings, appliance dealers, total | 107 | 77 | 7,416 | 6,962 | 829 | 14,767 | 14,172 | 222 | 196 | 105 |
| Furniture, home furnishings stores, antique stores | 67 | 45 | 5,096 | 4,810 | 524 | 9,182 | 8,859 | 140 | 127 | 70 |
| Household appliance, radio, TV stores | 40 | 32 | 2,320 | 2,152 | 305 | 5,585 | 5,313 | 82 | 69 | 35 |
| Automotive group | 80 | 68 | 24,512 | 24,264 | 3,250 | 58,387 | 58,209 | 677 | 668 | 64 |
| Gasoline service stations | 208 | 154 | 15,909 | 14,187 | 1,684 | 26,356 | 23,416 | 474 | 361 | 244 |
| Lumber, bldg. mads., hardware, farm equip. dealers, total | 86 | 74 | 12,223 | 11,645 | 1,620 | 31,479 | 30,743 | 376 | 354 | 89 |
| Farm equipment dealers | 10 | 10 | 3,138 | 3,138 | 573 | 11,254 | 11,153 | 113 | 110 | 7 |
| Lumber, building materials, supplies, equipment dealers | 43 | 39 | 6,915 | 6,569 | 786 | 15,478 | 15,298 | 184 | 180 | 45 |
| Hardware stores | 29 | 25 | 2,104 | 1,938 | 261 | 4,747 | 4,292 | 79 | 64 | 33 |
| Drug stores, proprietary stores, total | 41 | 37 | 4,769 | 4,627 | 634 | 11,697 | 11,051 | 201 | 173 | 39 |
| Drug stores | (NA) | 37 | (NA) | 4,627 | 634 | 11,697 | 11,051 | 201 | 173 | (NA) |
| Proprietary stores | (NA) | ••• | (NA) | ••• | ••• | ••• | ••• | ••• | ••• | (NA) |
| Other retail stores, total | 291 | 173 | 15,439 | 13,425 | 1,300 | 26,243 | 24,723 | 447 | 374 | 323 |
| Liquor stores | 45 | 39 | 3,986 | 3,928 | 256 | 4,901 | 4,310 | 82 | 55 | 50 |
| Fuel, ice dealers | 2 | 2 | (D) | (D) | (D) | (D) | (D) | (D) | (D) | (D) |
| Feed, farm, garden supply stores | 19 | 15 | 3,748 | 3,644 | 248 | 4,633 | 4,553 | 58 | 55 | 18 |
| Jewelry stores | 34 | 24 | 1,645 | 1,375 | 220 | 5,303 | 4,913 | 90 | 73 | 35 |
| Book, stationery stores | 14 | 8 | 476 | 392 | 73 | 1,292 | 1,257 | 22 | 20 | 14 |
| Other retail stores (except second-hand) | 128 | 76 | (D) | (D) | (D) | (D) | (D) | (D) | (D) | (D) |
| Second-hand stores | 23 | 9 | 458 | 368 | 53 | 1,117 | 1,117 | 23 | 23 | 22 |
| Nonstore retailers | 68 | 16 | 2,233 | 1,697 | 193 | 4,544 | 4,278 | 70 | 58 | 82 |
| NAPA COUNTY | | | | | | | | | | |
| Retail trade, total | 557 | 367 | 53,817 | 49,605 | 5,882 | 114,161 | 105,629 | 1,843 | 1,499 | 594 |
| Food stores, total | 91 | 57 | 13,714 | 12,526 | 1,007 | 19,437 | 17,914 | 266 | 208 | 97 |
| Grocery stores | 63 | 33 | 12,087 | 10,997 | 809 | 15,889 | 14,684 | 199 | 158 | 67 |
| Meat markets, fish (seafood) markets | 13 | 9 | 819 | 777 | 64 | 1,039 | 987 | 14 | 11 | 12 |
| Fruit stores, vegetable markets | 3 | 3 | (D) | (D) | (D) | (D) | (D) | (D) | (D) | (D) |
| Candy, nut, confectionery stores | ••• | ••• | ••• | ••• | ••• | ••• | ••• | ••• | ••• | ••• |
| Other food stores | 12 | 12 | (D) | (D) | (D) | (D) | (D) | (D) | (D) | (D) |
| Eating, drinking places, total | 128 | 78 | 4,219 | 3,327 | 684 | 13,341 | 11,698 | 318 | 226 | 144 |
| Eating places | 78 | 46 | 2,608 | 2,064 | 447 | 8,650 | 7,545 | 218 | 152 | 86 |
| Drinking places | 50 | 32 | 1,611 | 1,263 | 237 | 4,691 | 4,153 | 100 | 74 | 58 |
| General merchandise group, total | 17 | 15 | 3,890 | (D) | 561 | 11,562 | 10,978 | 210 | 181 | 12 |
| General merchandise group (except variety) | 11 | 9 | 3,238 | (D) | 469 | 9,551 | 9,256 | 162 | 147 | 8 |
| Variety stores | 6 | 6 | 652 | 652 | 92 | 2,011 | 1,722 | 48 | 34 | 4 |
| Apparel, accessories stores, total | 33 | 25 | 1,743 | 1,565 | 177 | 3,605 | 3,378 | 63 | 51 | 30 |
| Shoe stores | 7 | 7 | 454 | 454 | 77 | 1,502 | 1,413 | 22 | 17 | 5 |
| Men's, boys' clothing and furnishings stores | (NA) | 5 | (NA) | 432 | 36 | 798 | 715 | 12 | 9 | (NA) |
| Family clothing stores | (NA) | ••• | (NA) | ••• | ••• | ••• | ••• | ••• | ••• | (NA) |
| Women's clothing, specialty stores | 15 | 9 | 701 | 607 | 60 | 1,159 | 1,104 | 26 | 22 | 13 |
| Ready-to-wear stores | (NA) | 5 | (NA) | 490 | 44 | 874 | 829 | 19 | 16 | (NA) |
| Other clothing, specialty stores | (NA) | 4 | (NA) | 117 | 16 | 285 | 275 | 7 | 6 | (NA) |
| Other apparel stores | 4 | 4 | 72 | 72 | 4 | 146 | 146 | 3 | 3 | 5 |

Standard Notes: (D) Withheld to avoid disclosure. (NA) Not available. n.e.c. Not elsewhere classified. XXX Not applicable. (Z) Less than \$500. ... Represents zero.
¹ Group totals may include data for establishments without payroll which could not be classified by detailed kind of business.

Table 104. RETAIL TRADE: 1954 — COUNTIES WITH 500 ESTABLISHMENTS OR MORE—Continued

Establishments, Sales, Payroll, and Personnel, by Kind of Business

| County and kind of business | Establishments | | Sales | | Payroll, entire year (\$1,000) | Payroll, workweek ended nearest Nov. 15 | | Paid employees, workweek ended nearest Nov. 15 | | Proprietors (unincorporated businesses only) ¹ (Number) |
|---|--------------------------------|--------------------------|---|--|-----------------------------------|---|----------------------------|--|---------------------------|---|
| | Total ¹ (Number) | With payroll (Number) | Total, all establishments ¹ (\$1,000) | Establishments with payroll (\$1,000) | | Total (Dollars) | Full workweek (Dollars) | Total (Number) | Full workweek (Number) | |
| NAPA COUNTY—Con. | | | | | | | | | | |
| Furniture, home furnishings, appliance dealers, total | 37 | 29 | 2,110 | 2,044 | 290 | 5,903 | 5,569 | 94 | 78 | 40 |
| Furniture, home furnishings stores, antique stores | 20 | 20 | 1,480 | 1,480 | 200 | 4,078 | 3,794 | 68 | 54 | 22 |
| Household appliance, radio, TV stores | 17 | 9 | 630 | 564 | 90 | 1,825 | 1,775 | 26 | 24 | 18 |
| Automotive group | 31 | 27 | 8,699 | 8,613 | 1,056 | 18,766 | 18,576 | 234 | 225 | 30 |
| Gasoline service stations | 57 | 41 | 3,768 | 3,250 | 291 | 5,454 | 4,827 | 105 | 74 | 73 |
| Lumber, bldg. mats., hardware, farm equip. dealers, total | 36 | 30 | 6,383 | 6,275 | 947 | 18,604 | 16,339 | 244 | 195 | 34 |
| Farm equipment dealers | 4 | 4 | 1,999 | 1,999 | 406 | 7,478 | 7,336 | 79 | 75 | 3 |
| Lumber, building materials, supplies, equipment dealers | 20 | 16 | 3,323 | (D) | 417 | 8,170 | 6,193 | 122 | 83 | 15 |
| Hardware stores | 12 | 10 | 1,061 | (D) | 124 | 2,956 | 2,810 | 43 | 37 | 16 |
| Drug stores, proprietary stores, total | 15 | 13 | 1,450 | (D) | 189 | 3,800 | 3,433 | 67 | 50 | 16 |
| Drug stores | (NA) | 13 | (NA) | (D) | 189 | 3,800 | 3,433 | 67 | 50 | (NA) |
| Proprietary stores | (NA) | ••• | (NA) | ••• | ••• | ••• | ••• | ••• | ••• | (NA) |
| Other retail stores, total | 87 | 49 | 7,019 | 6,177 | (D) | (D) | (D) | (D) | (D) | (D) |
| Liquor stores | 10 | 8 | 592 | (D) | 38 | 1,091 | 1,061 | 33 | 31 | 13 |
| Fuel, ice dealers | 1 | 1 | (D) | (D) | (D) | (D) | (D) | (D) | (D) | (D) |
| Feed, farm, garden supply stores | 16 | 12 | 4,135 | 4,057 | 378 | 7,575 | 7,151 | 114 | 103 | 9 |
| Jewelry stores | 6 | 4 | 286 | (D) | 46 | 1,137 | 1,137 | 17 | 17 | 4 |
| Book, stationery stores | 7 | 3 | 387 | 253 | 27 | 470 | 316 | 13 | 7 | 8 |
| Other retail stores (except second-hand) | 31 | 19 | 1,279 | 913 | 103 | 1,730 | 1,573 | 38 | 27 | 37 |
| Second-hand stores | 8 | 2 | (D) | (D) | (D) | (D) | (D) | (D) | (D) | (D) |
| Nonstore retailers | 25 | 3 | 822 | (D) | (D) | (D) | (D) | (D) | (D) | (D) |
| ORANGE COUNTY | | | | | | | | | | |
| Retail trade, total | 3,355 | 2,343 | 372,313 | 349,621 | 41,686 | 817,500 | 751,703 | 14,170 | 11,425 | 3,636 |
| Food stores, total | 495 | 313 | 96,588 | 90,494 | 7,503 | 149,257 | 135,081 | 2,072 | 1,623 | 544 |
| Grocery stores | 307 | 195 | 85,280 | 81,232 | 6,486 | 129,205 | 116,557 | 1,717 | 1,322 | 335 |
| Meat markets, fish (seafood) markets | 71 | 39 | 5,291 | 3,899 | 279 | 5,761 | 4,916 | 88 | 63 | 97 |
| Fruit stores, vegetable markets | 24 | 12 | 1,758 | 1,758 | 127 | 2,311 | 2,142 | 43 | 34 | 31 |
| Candy, nut, confectionery stores | 10 | 8 | 329 | (D) | 46 | 883 | 721 | 20 | 15 | 10 |
| Bakery products stores | 51 | 43 | 2,396 | 2,256 | 357 | 7,337 | 7,066 | 144 | 133 | 38 |
| Other food stores | 22 | 16 | 1,306 | (D) | 208 | 3,760 | 3,679 | 60 | 56 | 23 |
| Eating, drinking places, total | 662 | 518 | 36,810 | 34,398 | 9,214 | 171,372 | 153,979 | 3,833 | 2,962 | 787 |
| Eating places (except refreshment stands) | 448 | 352 | 28,651 | 26,877 | 7,605 | 142,169 | 127,584 | 3,241 | 2,520 | 533 |
| Refreshment stands | 67 | 41 | 1,498 | 1,182 | 188 | 3,446 | 2,704 | 118 | 71 | 75 |
| Drinking places | 143 | 125 | 6,585 | 6,339 | 1,421 | 25,757 | 23,691 | 474 | 371 | 175 |
| General merchandise group, total | 112 | 82 | 23,854 | 23,270 | 3,022 | 60,768 | 54,919 | 1,323 | 994 | 112 |
| Department stores | 4 | 4 | (D) | (D) | (D) | (D) | (D) | (D) | (D) | (D) |
| Dry goods, general merchandise stores | 47 | 31 | 4,475 | 4,215 | 534 | 10,299 | 9,372 | 236 | 180 | 55 |
| General stores | 5 | 5 | (D) | (D) | (D) | (D) | (D) | (D) | (D) | (D) |
| Variety stores | 56 | 42 | 4,758 | 4,456 | 655 | 12,636 | 10,189 | 403 | 233 | 47 |
| Apparel, accessories stores, total | 263 | 229 | 24,142 | 23,282 | 2,933 | 59,235 | 52,652 | 1,184 | 878 | 253 |
| Shoe stores | 46 | 42 | 3,208 | 3,150 | 378 | 7,265 | 6,582 | 122 | 90 | 35 |
| Men's, boys' clothing and furnishings stores | (NA) | 35 | (NA) | 4,762 | 606 | 11,919 | 10,655 | 191 | 131 | (NA) |
| Family clothing stores | (NA) | 17 | (NA) | 5,831 | 833 | 18,398 | 16,778 | 363 | 272 | (NA) |
| Women's clothing, specialty stores | 126 | 112 | 8,879 | 8,487 | 1,007 | 19,085 | 16,657 | 448 | 345 | 132 |
| Ready-to-wear stores | (NA) | 98 | (NA) | 7,759 | 929 | 17,745 | 15,477 | 418 | 322 | (NA) |
| Millinery stores | (NA) | 4 | (NA) | 160 | 16 | 240 | 234 | 7 | 6 | (NA) |
| Other clothing, specialty stores | (NA) | 10 | (NA) | 568 | 62 | 1,100 | 946 | 23 | 17 | (NA) |
| Other apparel stores | 31 | 23 | 1,250 | 1,052 | 109 | 2,568 | 1,980 | 60 | 40 | 36 |
| Furniture, home furnishings, appliance dealers, total | 251 | 185 | 21,896 | 20,756 | 2,869 | 57,956 | 53,621 | 866 | 737 | 275 |
| Furniture, home furnishings stores | 155 | 119 | 13,642 | 13,140 | 1,820 | 36,422 | 32,856 | 539 | 448 | 179 |
| Furniture stores | (NA) | 61 | (NA) | 8,967 | 1,022 | 20,031 | 18,930 | 283 | 249 | (NA) |
| Home furnishings stores, antique stores | (NA) | 58 | (NA) | 4,173 | 798 | 16,391 | 13,926 | 256 | 199 | (NA) |
| Household appliance, radio, TV stores | 94 | 66 | 8,242 | 7,616 | 1,049 | 21,534 | 20,765 | 327 | 289 | 94 |
| Automotive group, total | 185 | 151 | 62,021 | 61,149 | 6,074 | 117,396 | 115,725 | 1,464 | 1,409 | 192 |
| Passenger car dealers (franchised) | 75 | 71 | 51,228 | 51,068 | 5,169 | 98,370 | 97,539 | 1,189 | 1,165 | 69 |
| Passenger car dealers (nonfranchised) | 47 | 33 | 6,101 | 5,767 | 370 | 8,116 | 7,674 | 123 | 109 | 49 |
| Tire, battery, accessory dealers | 44 | 30 | 2,833 | (D) | 417 | 8,525 | 8,246 | 112 | 103 | 48 |
| Other automotive dealers | 19 | 17 | 1,859 | (D) | 118 | 2,385 | 2,266 | 40 | 32 | 26 |
| Gasoline service stations | 429 | 325 | 30,443 | 27,447 | 2,437 | 51,041 | 45,464 | 969 | 733 | 425 |
| Lumber, bldg. mats., hardware, farm equip. dealers, total | 193 | 149 | 31,121 | 29,645 | 3,253 | 61,746 | 59,629 | 835 | 770 | 190 |
| Farm equipment dealers | 10 | 10 | 2,193 | 2,193 | 239 | 5,003 | 5,003 | 65 | 65 | 11 |
| Lumber, building materials dealers | 73 | 61 | 20,865 | 20,463 | 2,153 | 39,864 | 38,670 | 507 | 482 | 57 |
| Plumbing, paint, electrical stores | 46 | 34 | 2,558 | 2,188 | 261 | 5,262 | 4,808 | 77 | 62 | 56 |
| Hardware stores | 62 | 44 | 5,505 | 4,801 | 600 | 11,617 | 11,148 | 186 | 161 | 66 |
| Drug stores, proprietary stores, total | 80 | 76 | 12,337 | 12,303 | 1,578 | 31,794 | 28,665 | 550 | 432 | 88 |
| Drug stores | (NA) | 74 | (NA) | (D) | (D) | (D) | (D) | (D) | (D) | (NA) |
| Proprietary stores | (NA) | 2 | (NA) | (D) | (D) | (D) | (D) | (D) | (D) | (NA) |

Standard Notes: (D) Withheld to avoid disclosure. (NA) Not available. n.e.c. Not elsewhere classified. XXX Not applicable. (Z) Less than \$500. ... Represents zero.

¹ Group totals may include data for establishments without payroll which could not be classified by detailed kind of business.

Table 104. RETAIL TRADE: 1954 — COUNTIES WITH 500 ESTABLISHMENTS OR MORE—Continued

Establishments, Sales, Payroll, and Personnel, by Kind of Business

| County and kind of business | Establishments | | Sales | | Payroll, entire year (\$1,000) | Payroll, workweek ended nearest Nov. 15 | | Paid employees, workweek ended nearest Nov. 15 | | Proprietors (unincorporated businesses only) ¹ (Number) |
|--|--------------------------------|--------------------------|---|--|-----------------------------------|---|----------------------------|--|---------------------------|---|
| | Total ¹ (Number) | With payroll (Number) | Total, all establishments ¹ (\$1,000) | Establishments with payroll (\$1,000) | | Total (Dollars) | Full workweek (Dollars) | Total (Number) | Full workweek (Number) | |
| ORANGE COUNTY—Con. | | | | | | | | | | |
| Other retail stores, total..... | 563 | 297 | 29,435 | 24,639 | 2,503 | 50,740 | 46,333 | 953 | 783 | 639 |
| Liquor stores..... | 78 | 68 | 8,293 | 7,549 | 448 | 9,091 | 7,712 | 174 | 117 | 82 |
| Fuel, ice dealers..... | 11 | 3 | 318 | (D) | (D) | (D) | (D) | (D) | (D) | (D) |
| Feed, farm, garden supply stores..... | 61 | 39 | 7,512 | 6,834 | 467 | 8,713 | 8,351 | 129 | 112 | 71 |
| Jewelry stores..... | 69 | 33 | 2,344 | 1,906 | 238 | 4,928 | 4,538 | 86 | 72 | 72 |
| Book, stationery stores..... | 31 | 17 | 1,505 | 1,271 | 174 | 3,668 | 3,213 | 93 | 65 | 34 |
| Sporting goods, bicycle stores..... | 30 | 22 | (D) | (D) | (D) | (D) | (D) | (D) | (D) | (D) |
| Florists..... | 36 | 20 | 670 | 478 | 82 | 989 | 940 | 23 | 21 | 52 |
| Cigar stores, stands..... | 8 | 2 | (D) | (D) | (D) | (D) | (D) | (D) | (D) | (D) |
| News dealers, newsstands..... | 6 | 2 | 215 | (D) | (D) | (D) | (D) | (D) | (D) | (D) |
| Gift, novelty, souvenir stores..... | 60 | 30 | 1,857 | 1,539 | 187 | 3,742 | 3,393 | 72 | 63 | 74 |
| Music stores..... | 15 | 9 | 854 | 772 | 115 | 2,291 | 2,099 | 45 | 40 | 15 |
| Camera, photographic supply stores..... | 14 | 6 | 654 | 400 | 28 | 705 | 585 | 12 | 10 | 13 |
| Other retail stores (except second-hand)..... | 37 | 31 | 1,721 | 1,613 | 319 | 7,527 | 7,408 | 121 | 114 | 36 |
| Second-hand stores..... | 25 | 15 | 855 | 713 | 278 | 6,153 | 5,336 | 147 | 125 | 27 |
| Nonstore retailers, total..... | 122 | 18 | 3,666 | 2,238 | 300 | 6,195 | 5,635 | 121 | 104 | 131 |
| Mail order houses..... | 1 | 1 | (D) | (D) | (D) | (D) | (D) | (D) | (D) | (D) |
| Direct selling (house-to-house) organizations..... | 106 | 12 | 2,416 | 1,282 | 215 | 4,829 | 4,400 | 100 | 88 | 111 |
| Merchandise vending machine operators..... | 15 | 5 | (D) | (D) | (D) | (D) | (D) | (D) | (D) | (D) |
| PLACER COUNTY | | | | | | | | | | |
| Retail trade, total..... | 616 | 400 | 53,276 | 49,178 | 5,098 | 97,705 | 92,743 | 1,531 | 1,351 | 661 |
| Food stores, total..... | 114 | 64 | 13,487 | 12,295 | 760 | 15,692 | 14,632 | 227 | 194 | 126 |
| Grocery stores..... | 87 | 53 | 12,329 | 11,317 | 690 | 14,015 | 13,091 | 197 | 168 | 99 |
| Meat markets, fish (seafood) markets..... | 13 | 7 | 976 | (D) | 55 | 1,331 | 1,195 | 21 | 17 | 13 |
| Fruit stores, vegetable markets..... | 4 | ••• | 54 | ••• | ••• | ••• | ••• | ••• | ••• | 4 |
| Candy, nut, confectionery stores..... | ••• | ••• | •• | ••• | ••• | ••• | ••• | ••• | ••• | ••• |
| Other food stores..... | 6 | 4 | 100 | (D) | 15 | 346 | 346 | 9 | 9 | 6 |
| Eating, drinking places, total..... | 138 | 98 | 4,207 | 3,717 | 772 | 13,259 | 12,227 | 299 | 254 | 163 |
| Eating places..... | 81 | 59 | 2,477 | 2,287 | 568 | 9,383 | 8,883 | 223 | 199 | 90 |
| Drinking places..... | 55 | 39 | 1,662 | 1,430 | 204 | 3,876 | 3,344 | 76 | 55 | 71 |
| General merchandise group, total..... | 35 | 23 | 3,600 | 3,282 | 341 | 6,726 | 6,312 | 135 | 108 | 32 |
| General merchandise group (except variety)..... | 22 | 16 | 2,980 | 2,800 | 290 | 5,794 | 5,415 | 113 | 88 | 19 |
| Variety stores..... | 11 | 7 | 552 | 482 | 51 | 932 | 897 | 22 | 20 | 11 |
| Apparel, accessories stores, total..... | 26 | 22 | 1,267 | 1,153 | 143 | 2,471 | 2,271 | 49 | 41 | 19 |
| Shoe stores..... | 3 | 1 | 78 | (D) | (D) | (D) | (D) | (D) | (D) | (D) |
| Men's, boys' clothing and furnishings stores..... | (NA) | 5 | (NA) | 269 | 24 | 541 | 521 | 8 | 6 | (NA) |
| Family clothing stores..... | (NA) | 3 | (NA) | (D) | (D) | (D) | (D) | (D) | (D) | (NA) |
| Women's clothing, specialty stores..... | 11 | 11 | 415 | 415 | 50 | 874 | 799 | 21 | 18 | 5 |
| Ready-to-wear stores..... | 11 | 11 | 415 | 415 | 50 | 874 | 799 | 21 | 18 | 5 |
| Other clothing, specialty stores..... | ••• | ••• | •• | ••• | ••• | ••• | ••• | ••• | ••• | ••• |
| Other apparel stores..... | 2 | 2 | (D) | (D) | (D) | (D) | (D) | (D) | (D) | (D) |
| Furniture, home furnishings, appliance dealers, total..... | 21 | 17 | 2,115 | 2,025 | 229 | 4,816 | 4,592 | 68 | 63 | 26 |
| Furniture, home furnishings stores, antique stores..... | 9 | 9 | 1,068 | 1,068 | 125 | 2,571 | 2,467 | 36 | 33 | 6 |
| Household appliance, radio, TV stores..... | 12 | 8 | 1,047 | 957 | 104 | 2,245 | 2,125 | 32 | 30 | 20 |
| Automotive group..... | 47 | 39 | 12,432 | 12,276 | 1,321 | 25,106 | 24,758 | 310 | 304 | 55 |
| Gasoline service stations..... | 83 | 51 | 4,723 | 4,089 | 404 | 7,060 | 6,391 | 116 | 94 | 83 |
| Lumber, bldg. mats., hardware, farm equip. dealers, total..... | 28 | 22 | 3,475 | 3,371 | 502 | 10,363 | 10,086 | 139 | 130 | 34 |
| Farm equipment dealers..... | 3 | 3 | 782 | 782 | 76 | 1,497 | 1,497 | 17 | 17 | 6 |
| Lumber, building materials, supplies, equipment dealers..... | 15 | 9 | 1,740 | 1,636 | 319 | 6,711 | 6,525 | 84 | 79 | 15 |
| Hardware stores..... | 10 | 10 | 953 | 953 | 107 | 2,155 | 2,064 | 38 | 34 | 13 |
| Drug stores, proprietary stores, total..... | 20 | 14 | 1,568 | 1,494 | 181 | 4,319 | 3,942 | 65 | 55 | 20 |
| Drug stores..... | (NA) | 13 | (NA) | (D) | (D) | (D) | (D) | (D) | (D) | (NA) |
| Proprietary stores..... | (NA) | 1 | (NA) | (D) | (D) | (D) | (D) | (D) | (D) | (NA) |
| Other retail stores, total..... | 96 | 48 | 5,881 | (D) | (D) | (D) | (D) | (D) | (D) | (D) |
| Liquor stores..... | 10 | 8 | (D) | (D) | (D) | (D) | (D) | (D) | (D) | (D) |
| Fuel, ice dealers..... | 7 | 7 | 831 | 831 | 111 | 1,974 | 1,955 | 30 | 29 | 4 |
| Feed, farm, garden supply stores..... | 13 | 7 | 2,822 | 2,712 | 121 | 2,397 | 2,273 | 33 | 29 | 12 |
| Jewelry stores..... | 12 | 6 | 539 | 335 | 48 | 903 | 867 | 13 | 12 | 16 |
| Book, stationery stores..... | 2 | ••• | (D) | ••• | ••• | ••• | ••• | ••• | ••• | (D) |
| Other retail stores (except second-hand)..... | 36 | 16 | 762 | 518 | 82 | 991 | 947 | 22 | 19 | 38 |
| Second-hand stores..... | 4 | 4 | 126 | 126 | 26 | 474 | 451 | 7 | 6 | 1 |
| Nonstore retailers..... | 8 | 2 | 521 | (D) | (D) | (D) | (D) | (D) | (D) | (D) |
| RIVERSIDE COUNTY | | | | | | | | | | |
| Retail trade, total..... | 2,436 | 1,704 | 244,391 | 228,767 | 25,714 | 525,709 | 490,778 | 9,307 | 7,754 | 2,669 |
| Food stores, total..... | 341 | 203 | 57,972 | 53,628 | 3,970 | 83,473 | 78,398 | 1,254 | 993 | 388 |
| Grocery stores..... | 244 | 146 | 53,925 | 50,389 | 3,535 | 72,535 | 67,948 | 1,067 | 824 | 277 |
| Meat markets, fish (seafood) markets..... | 20 | 8 | 1,413 | (D) | (D) | (D) | (D) | (D) | (D) | (D) |
| Fruit stores, vegetable markets..... | 13 | 9 | 423 | 347 | 54 | 1,405 | 1,391 | 27 | 26 | 15 |
| Candy, nut, confectionery stores..... | 10 | 6 | 315 | 255 | 36 | 909 | 824 | 19 | 15 | 9 |
| Bakery products stores..... | 27 | 19 | 856 | 772 | 159 | 3,765 | 3,618 | 79 | 71 | 34 |
| Other food stores..... | 21 | 15 | 800 | (D) | (D) | (D) | (D) | (D) | (D) | (D) |
| Eating, drinking places, total..... | 530 | 386 | 21,664 | 19,742 | 4,640 | 104,117 | 95,845 | 2,401 | 1,981 | 652 |
| Eating places (except refreshment stands)..... | 389 | 265 | 15,253 | 13,661 | 3,371 | 76,378 | 69,979 | 1,843 | 1,524 | 488 |
| Refreshment stands..... | 37 | 27 | 1,013 | 781 | 119 | 2,784 | 2,383 | 85 | 60 | 42 |
| Drinking places..... | 102 | 94 | 5,382 | 5,300 | 1,150 | 24,955 | 23,483 | 473 | 397 | 120 |

Standard Notes: (D) Withheld to avoid disclosure. (NA) Not available. n.e.c. Not elsewhere classified. XXX Not applicable. (Z) Less than \$500. ... Represents zero.
¹ Group totals may include data for establishments without payroll which could not be classified by detailed kind of business.

Table 104. RETAIL TRADE: 1954 — COUNTIES WITH 500 ESTABLISHMENTS OR MORE—Continued

Establishments, Sales, Payroll, and Personnel, by Kind of Business

| County and kind of business | Establishments | | Sales | | Payroll, entire year (\$1,000) | Payroll, workweek ended nearest Nov. 15 | | Paid employees, workweek ended nearest Nov. 15 | | Proprietors (un- incorporated businesses only) ¹ (Number) |
|---|--------------------------------|-----------------------------|---|--|-----------------------------------|--|-------------------------------|--|------------------------------|--|
| | Total ¹ (Number) | With payroll (Number) | Total, all establish- ments ¹ (\$1,000) | Establish- ments with payroll (\$1,000) | | Total (Dollars) | Full workweek (Dollars) | Total (Number) | Full workweek (Number) | |
| | RIVERSIDE COUNTY—Con. | | | | | | | | | |
| General merchandise group, total..... | 85 | 69 | 17,173 | 16,769 | 2,481 | 46,646 | 42,435 | 979 | 769 | 69 |
| Department stores..... | 3 | 3 | 7,384 | 7,384 | 1,172 | 22,604 | 22,044 | 391 | 364 | ... |
| Dry goods, general merchandise stores..... | 33 | 21 | 5,496 | 5,162 | 699 | 12,764 | 11,038 | 278 | 196 | 31 |
| General stores..... | 10 | 8 | 538 | (D) | 33 | 786 | 626 | 21 | 12 | 12 |
| Variety stores..... | 39 | 37 | 3,755 | (D) | 577 | 10,492 | 8,727 | 289 | 197 | 26 |
| Apparel, accessories stores, total..... | 178 | 152 | 13,256 | 12,730 | 1,450 | 28,918 | 25,358 | 609 | 470 | 179 |
| Shoe stores..... | 42 | 32 | 2,322 | 2,166 | 266 | 5,003 | 4,552 | 89 | 64 | 32 |
| Men's, boys' clothing and furnishings stores..... | (NA) | 30 | (NA) | 2,842 | 335 | 6,350 | 5,983 | 100 | 85 | (NA) |
| Family clothing stores..... | (NA) | 17 | (NA) | 2,023 | 197 | 3,592 | 3,252 | 93 | 75 | (NA) |
| Women's clothing, specialty stores..... | 73 | 63 | 5,331 | 5,201 | 595 | 12,920 | 10,715 | 301 | 228 | 69 |
| Ready-to-wear stores..... | (NA) | 56 | (NA) | 4,691 | 514 | 11,236 | 9,308 | 244 | 188 | (NA) |
| Millinery stores..... | (NA) | 2 | (NA) | (D) | (D) | (D) | (D) | (D) | (D) | (NA) |
| Other clothing, specialty stores..... | (NA) | 5 | (NA) | (D) | (D) | (D) | (D) | (D) | (D) | (NA) |
| Other apparel stores..... | 10 | 10 | 512 | 498 | 57 | 1,053 | 856 | 26 | 18 | 16 |
| Furniture, home furnishings, appliance dealers, total..... | 150 | 102 | 12,287 | 11,427 | 1,544 | 29,121 | 27,657 | 466 | 412 | 183 |
| Furniture, home furnishings stores..... | 91 | 59 | 8,303 | 7,737 | 1,075 | 20,085 | 18,992 | 320 | 283 | 115 |
| Furniture stores..... | (NA) | 37 | (NA) | 6,716 | 872 | 15,784 | 14,961 | 249 | 222 | (NA) |
| Home furnishings stores, antique stores..... | (NA) | 22 | (NA) | 1,021 | 203 | 4,301 | 4,031 | 71 | 61 | (NA) |
| Household appliance, radio, TV stores..... | 59 | 43 | 3,984 | 3,690 | 469 | 9,036 | 8,665 | 146 | 129 | 68 |
| Automotive group, total..... | 122 | 98 | 38,730 | 38,192 | 3,957 | 79,712 | 77,804 | 1,013 | 998 | 118 |
| Passenger car dealers (franchised)..... | 57 | 57 | (D) | (D) | (D) | (D) | (D) | (D) | (D) | (D) |
| Passenger car dealers (nonfranchised)..... | 18 | 12 | 2,599 | 2,349 | 136 | 2,373 | 2,373 | 39 | 39 | 21 |
| Tire, battery, accessory dealers..... | 30 | 22 | 2,344 | 2,166 | 286 | 5,524 | 5,284 | 80 | 72 | 30 |
| Other automotive dealers..... | 15 | 7 | (D) | (D) | (D) | (D) | (D) | (D) | (D) | (D) |
| Gasoline service stations..... | 390 | 270 | 25,934 | 22,822 | 2,089 | 44,481 | 40,772 | 813 | 635 | 416 |
| Lumber, bldg. mats, hardware, farm equip. dealers, total..... | 143 | 119 | 21,394 | 20,738 | 2,184 | 42,436 | 40,410 | 603 | 527 | 133 |
| Farm equipment dealers..... | 20 | 20 | 5,195 | 5,195 | 646 | 11,309 | 11,124 | 160 | 155 | 14 |
| Lumber, building materials dealers..... | 51 | 49 | 9,789 | (D) | 850 | 17,720 | 17,024 | 240 | 212 | 45 |
| Plumbing, paint, electrical stores..... | 33 | 17 | 1,957 | (D) | 250 | 4,756 | 4,291 | 58 | 48 | 35 |
| Hardware stores..... | 39 | 33 | 4,453 | 4,327 | 438 | 8,651 | 7,971 | 145 | 112 | 39 |
| Drug stores, proprietary stores, total..... | 62 | 58 | 8,094 | 8,056 | 1,151 | 22,487 | 21,019 | 412 | 347 | 54 |
| Drug stores..... | (NA) | 57 | (NA) | (D) | (D) | (D) | (D) | (D) | (D) | (NA) |
| Proprietary stores..... | (NA) | 1 | (NA) | (D) | (D) | (D) | (D) | (D) | (D) | (NA) |
| Other retail stores, total..... | 358 | 226 | 25,607 | 23,139 | 2,002 | 39,051 | 36,238 | 656 | 538 | 399 |
| Liquor stores..... | 66 | 58 | 6,187 | 5,787 | 327 | 5,888 | 4,728 | 123 | 76 | 81 |
| Fuel, ice dealers..... | 22 | 10 | 1,030 | (D) | 146 | 2,815 | 2,731 | 39 | 36 | 17 |
| Feed, farm, garden supply stores..... | 46 | 36 | 10,433 | 10,223 | 744 | 13,500 | 13,001 | 472 | 159 | 48 |
| Jewelry stores..... | 38 | 22 | 1,657 | 1,511 | 199 | 3,989 | 3,830 | 70 | 65 | 46 |
| Book, stationery stores..... | 12 | 10 | 998 | (D) | 149 | 3,372 | 3,362 | 52 | 51 | 14 |
| Sporting goods, bicycle stores..... | 16 | 12 | 847 | (D) | 67 | 1,435 | 1,367 | 28 | 23 | 17 |
| Florists..... | 21 | 13 | 529 | 339 | 31 | 402 | 488 | 11 | 6 | 27 |
| Cigar stores, stands..... | 7 | 1 | 163 | (D) | (D) | (D) | (D) | (D) | (D) | (D) |
| News dealers, newsstands..... | 7 | 1 | 238 | (D) | (D) | (D) | (D) | (D) | (D) | (D) |
| Gift, novelty, souvenir stores..... | 25 | 17 | 509 | 435 | 54 | 1,268 | 1,231 | 27 | 25 | 28 |
| Music stores..... | 10 | 6 | 601 | 583 | 35 | 806 | 764 | 18 | 16 | 12 |
| Camera, photographic supply stores..... | 10 | 10 | 670 | 670 | 80 | 1,502 | 1,480 | 32 | 30 | 10 |
| Other retail stores (except second-hand)..... | 22 | 18 | 849 | 665 | (D) | (D) | (D) | (D) | (D) | (D) |
| Second-hand stores..... | 20 | 12 | 428 | 342 | 62 | 1,259 | 1,140 | 25 | 19 | 23 |
| Nonstore retailers, total..... | 77 | 21 | 2,280 | 1,524 | 246 | 5,267 | 4,842 | 101 | 84 | 78 |
| Mail order houses..... | 3 | 3 | (D) | (D) | (D) | (D) | (D) | (D) | (D) | (D) |
| Direct selling (house-to-house) organizations..... | 64 | 14 | 1,220 | 580 | 63 | 1,163 | 1,106 | 20 | 17 | 64 |
| Merchandise vending machine operators..... | 10 | 4 | (D) | (D) | (D) | (D) | (D) | (D) | (D) | (D) |
| SACRAMENTO COUNTY (See Sacramento Standard Metropolitan Area, Table 103.) | | | | | | | | | | |
| SAN BERNARDINO COUNTY | | | | | | | | | | |
| Retail trade, total..... | 3,612 | 2,474 | 383,965 | 358,169 | 40,139 | 796,026 | 742,096 | 13,896 | 11,520 | 4,068 |
| Food stores, total..... | 587 | 351 | 94,769 | 87,131 | 6,679 | 131,894 | 120,263 | 2,047 | 1,627 | 674 |
| Grocery stores..... | 398 | 252 | 86,917 | 81,751 | 6,046 | 120,117 | 109,863 | 1,810 | 1,441 | 455 |
| Meat markets, fish (seafood) markets..... | 42 | 24 | 2,924 | 1,772 | 105 | 2,319 | 1,824 | 37 | 27 | 55 |
| Fruit stores, vegetable markets..... | 48 | 14 | 1,394 | 678 | 54 | 885 | 864 | 15 | 14 | 63 |
| Candy, nut, confectionery stores..... | 13 | 9 | 555 | 487 | 69 | 1,198 | 1,042 | 25 | 17 | 9 |
| Bakery products stores..... | 63 | 35 | 2,094 | 1,662 | 247 | 4,575 | 4,024 | 105 | 80 | 70 |
| Other food stores..... | 23 | 17 | 885 | 781 | 158 | 2,800 | 2,646 | 55 | 48 | 22 |
| Eating, drinking places, total..... | 733 | 587 | 29,069 | 26,953 | 6,185 | 119,907 | 110,444 | 2,797 | 2,302 | 948 |
| Eating places (except refreshment stands)..... | 476 | 360 | 18,130 | 16,450 | 4,231 | 80,639 | 74,182 | 1,935 | 1,596 | 599 |
| Refreshment stands..... | 52 | 46 | 1,539 | 1,465 | 259 | 5,610 | 5,123 | 138 | 112 | 58 |
| Drinking places..... | 201 | 181 | 9,366 | 9,038 | 1,695 | 33,658 | 31,139 | 724 | 594 | 287 |
| General merchandise group, total..... | 122 | 90 | 36,748 | 36,306 | 5,095 | 106,467 | 98,519 | 2,234 | 1,810 | 90 |
| Department stores..... | 6 | 6 | 21,236 | 21,236 | 3,376 | 71,818 | 68,910 | 1,358 | 1,233 | ... |
| Dry goods, general merchandise stores..... | 57 | 37 | 8,950 | 8,134 | 702 | 15,213 | 12,998 | 305 | 208 | 51 |
| General stores..... | 17 | 9 | 753 | (D) | 41 | 727 | 668 | 15 | 13 | 17 |
| Variety stores..... | 42 | 38 | 6,409 | (D) | 976 | 18,709 | 15,943 | 556 | 356 | 22 |
| Apparel, accessories stores, total..... | 214 | 176 | 16,822 | 16,152 | 1,804 | 33,602 | 30,211 | 696 | 521 | 207 |
| Shoe stores..... | 55 | 47 | 4,230 | 4,122 | 502 | 8,558 | 7,728 | 150 | 101 | 34 |
| Men's, boys' clothing and furnishings stores..... | (NA) | 28 | (NA) | 3,353 | 328 | 6,295 | 5,892 | 117 | 95 | (NA) |
| Family clothing stores..... | (NA) | 16 | (NA) | 2,627 | 342 | 6,419 | 5,690 | 141 | 103 | (NA) |
| Women's clothing, specialty stores..... | 80 | 72 | 5,624 | 5,456 | 573 | 11,248 | 10,058 | 265 | 207 | 78 |
| Ready-to-wear stores..... | (NA) | 65 | (NA) | 5,242 | 547 | 10,669 | 9,523 | 250 | 195 | (NA) |
| Millinery stores..... | (NA) | 21 | (NA) | (D) | (D) | (D) | (D) | (D) | (D) | (NA) |
| Other clothing, specialty stores..... | (NA) | 5 | (NA) | (D) | (D) | (D) | (D) | (D) | (D) | (NA) |
| Other apparel stores..... | 25 | 13 | 862 | 594 | 59 | 1,082 | 843 | 23 | 15 | 35 |

Standard Notes: (D) Withheld to avoid disclosure. (NA) Not available. n.e.c. Not elsewhere classified. XXX Not applicable. (Z) Less than \$500. ... Represents zero.
¹ Group totals may include data for establishments without payroll which could not be classified by detailed kind of business.

Table 104. RETAIL TRADE: 1954 — COUNTIES WITH 500 ESTABLISHMENTS OR MORE—Continued

Establishments, Sales, Payroll, and Personnel, by Kind of Business

| County and kind of business | Establishments | | Sales | | Payroll, entire year (\$1,000) | Payroll, workweek ended nearest Nov. 15 | | Paid employees, workweek ended nearest Nov. 15 | | Proprietors (unincorporated businesses only) ¹ (Number) |
|---|--------------------|--------------|--|-----------------------------|--------------------------------|---|---------------|--|---------------|--|
| | Total ¹ | With payroll | Total, all establishments ¹ | Establishments with payroll | | Total | Full workweek | Total | Full workweek | |
| | (Number) | (Number) | (\$1,000) | (\$1,000) | | (Dollars) | (Dollars) | (Number) | (Number) | |
| SAN BERNARDINO COUNTY—Con. | | | | | | | | | | |
| Furniture, home furnishings, appliance dealers, total..... | 221 | 171 | 21,715 | 20,601 | 2,473 | 48,978 | 46,380 | 764 | 660 | 256 |
| Furniture, home furnishings stores..... | 116 | 98 | 13,710 | 13,360 | 1,512 | 28,817 | 27,288 | 454 | 390 | 127 |
| Furniture stores..... | (NA) | 64 | (NA) | 11,610 | 1,255 | 23,084 | 21,896 | 367 | 317 | (NA) |
| Home furnishings stores, antique stores..... | (NA) | 34 | (NA) | 1,750 | 257 | 5,733 | 5,392 | 87 | 75 | (NA) |
| Household appliance, radio, TV stores..... | 105 | 73 | 8,005 | 7,241 | 961 | 20,161 | 19,092 | 310 | 270 | 129 |
| Automotive group, total..... | 202 | 168 | 63,540 | 62,304 | 6,558 | 128,379 | 126,466 | 1,521 | 1,454 | 188 |
| Passenger car dealers (franchised)..... | 70 | 68 | (D) | (D) | (D) | (D) | (D) | (D) | (D) | (D) |
| Passenger car dealers (nonfranchised)..... | 54 | 38 | 7,920 | 7,326 | 360 | 6,518 | 6,256 | 85 | 71 | 51 |
| Tire, battery, accessory dealers..... | 55 | 49 | 4,595 | 4,429 | 726 | 15,717 | 15,487 | 219 | 203 | 43 |
| Other automotive dealers..... | 19 | 13 | (D) | (D) | (D) | (D) | (D) | (D) | (D) | (D) |
| Gasoline service stations..... | 563 | 381 | 39,807 | 35,427 | 3,259 | 69,350 | 61,750 | 1,297 | 1,000 | 659 |
| Lumber, bldg. mats., hardware, farm equip. dealers, total..... | 219 | 163 | 31,931 | 30,335 | 3,395 | 66,494 | 63,741 | 925 | 820 | 238 |
| Farm equipment dealers..... | 16 | 14 | 3,130 | 3,054 | 301 | 6,701 | 6,333 | 92 | 83 | 16 |
| Lumber, building materials dealers..... | 95 | 79 | 20,906 | (D) | 2,241 | 42,600 | 41,214 | 560 | 510 | 102 |
| Plumbing, paint, electrical stores..... | 59 | 37 | 3,557 | (D) | 430 | 8,925 | 8,407 | 127 | 107 | 64 |
| Hardware stores..... | 47 | 33 | 4,338 | 3,678 | 423 | 8,268 | 7,787 | 146 | 120 | 56 |
| Drug stores, proprietary stores, total..... | 74 | 70 | 10,871 | 10,361 | 1,302 | 25,739 | 23,526 | 446 | 366 | 72 |
| Drug stores..... | (NA) | 66 | (NA) | (D) | (D) | (D) | (D) | (D) | (D) | (NA) |
| Proprietary stores..... | (NA) | 4 | (NA) | (D) | (D) | (D) | (D) | (D) | (D) | (NA) |
| Other retail stores, total..... | 531 | 299 | 34,587 | 29,981 | 3,034 | 58,268 | 54,175 | 1,021 | 830 | 582 |
| Liquor stores..... | 96 | 80 | 8,510 | 7,616 | 423 | 8,762 | 7,534 | 161 | 114 | 120 |
| Fuel, ice dealers..... | 18 | 16 | 1,246 | (D) | 207 | 4,780 | 4,596 | 62 | 58 | 9 |
| Feed, farm, garden supply stores..... | 52 | 38 | 11,314 | 10,710 | 819 | 14,862 | 14,382 | 221 | 196 | 50 |
| Jewelry stores..... | 62 | 28 | 2,626 | 2,126 | 348 | 7,109 | 6,850 | 103 | 89 | 65 |
| Book, stationery stores..... | 14 | 12 | 1,045 | (D) | 177 | 3,292 | 3,199 | 52 | 46 | 11 |
| Sporting goods, bicycle stores..... | 43 | 23 | 1,782 | 1,342 | 111 | 2,135 | 1,901 | 42 | 33 | 49 |
| Florists..... | 30 | 22 | 681 | 581 | 75 | 1,714 | 1,443 | 43 | 31 | 34 |
| Cigar stores, stands..... | 7 | 3 | 161 | (D) | (D) | (D) | (D) | (D) | (D) | (D) |
| News dealers, newsstands..... | 22 | 8 | 576 | (D) | 29 | 653 | 350 | 36 | 9 | 26 |
| Gift, novelty, souvenir stores..... | 28 | 6 | 342 | 138 | 16 | 315 | 305 | 9 | 7 | 32 |
| Music stores..... | 16 | 10 | 1,067 | 953 | 133 | 2,481 | 2,409 | 42 | 37 | 15 |
| Camera, photographic supply stores..... | 10 | 10 | 871 | 871 | 115 | 2,232 | 2,149 | 37 | 32 | 12 |
| Other retail stores (except second-hand)..... | 30 | 26 | 2,391 | 2,341 | (D) | (D) | (D) | (D) | (D) | (D) |
| Second-hand stores..... | 45 | 17 | 957 | 703 | 244 | 4,517 | 4,126 | 117 | 97 | 50 |
| Nonstore retailers, total..... | 146 | 18 | 4,106 | 2,618 | 355 | 6,948 | 6,621 | 148 | 130 | 154 |
| Mail order houses..... | 5 | 1 | (D) | (D) | (D) | (D) | (D) | (D) | (D) | (D) |
| Direct selling (house-to-house) organizations..... | 127 | 13 | 2,480 | 1,186 | 193 | 3,711 | 3,510 | 105 | 92 | 133 |
| Merchandise vending machine operators..... | 14 | 4 | (D) | (D) | (D) | (D) | (D) | (D) | (D) | (D) |
| SAN DIEGO COUNTY (See San Diego Standard Metropolitan Area, Table 103.) | | | | | | | | | | |
| SAN FRANCISCO COUNTY (Coextensive with San Francisco City) | | | | | | | | | | |
| Retail trade, total..... | 10,045 | 6,459 | 1,172,221 | 1,089,159 | 172,650 | 3,290,711 | 3,051,315 | 50,855 | 42,997 | 12,113 |
| Food Stores | | | | | | | | | | |
| Total..... | 2,323 | 1,329 | 257,052 | 219,548 | 19,579 | 367,567 | 339,999 | 5,144 | 4,173 | 2,977 |
| Grocery stores..... | 1,358 | 664 | 181,617 | 152,631 | 11,275 | 205,975 | 191,529 | 2,680 | 2,183 | 1,751 |
| Meat markets..... | 321 | 225 | 36,427 | 32,861 | 2,968 | 56,377 | 51,502 | 722 | 567 | 451 |
| Fish (seafood) markets..... | 46 | 34 | 3,355 | 3,053 | 323 | 5,837 | 5,371 | 97 | 78 | 68 |
| Fruit stores, vegetable markets..... | 126 | 80 | 8,025 | 6,691 | 830 | 16,614 | 15,403 | 254 | 197 | 189 |
| Candy, nut, confectionery stores..... | 85 | 59 | 5,013 | 4,673 | 1,162 | 22,419 | 21,097 | 359 | 316 | 61 |
| Bakery products stores..... | 164 | 134 | 7,564 | 7,116 | 1,869 | 38,643 | 37,022 | 650 | 581 | 182 |
| Bakeries, with baking on premises..... | (NA) | 100 | (NA) | 5,546 | 1,506 | 32,037 | 30,786 | 537 | 484 | (NA) |
| Bakeries, without baking on premises..... | (NA) | 34 | (NA) | 1,570 | 363 | 6,606 | 6,236 | 113 | 97 | (NA) |
| Delicatessen stores..... | 105 | 61 | 7,990 | 6,686 | 649 | 12,031 | 10,336 | 183 | 133 | 127 |
| Food stores, n.e.c..... | 100 | 72 | 6,639 | 5,837 | 503 | 9,671 | 7,739 | 199 | 118 | 122 |
| Eating, Drinking Places | | | | | | | | | | |
| Total..... | 2,602 | 2,012 | 167,260 | 158,260 | 45,446 | 894,535 | 837,045 | 15,399 | 13,418 | 3,712 |
| Eating places (except refreshment stands)..... | 1,524 | 1,120 | 120,538 | 114,666 | 36,862 | 722,141 | 682,594 | 12,472 | 11,059 | 2,063 |
| Restaurants, cafeterias..... | (NA) | 1,081 | (NA) | 110,257 | 35,417 | 696,603 | 659,272 | 11,873 | 10,555 | (NA) |
| Caterers..... | (NA) | 25 | (NA) | 2,369 | 662 | 13,434 | 11,870 | 335 | 263 | (NA) |
| In-plant food contractors..... | (NA) | 14 | (NA) | 2,040 | 783 | 12,104 | 11,452 | 264 | 241 | (NA) |
| Refreshment stands..... | 116 | 66 | 3,021 | 2,467 | 447 | 9,154 | 7,217 | 215 | 148 | 141 |
| Drinking places..... | 956 | 826 | 43,659 | 41,127 | 8,137 | 163,240 | 147,234 | 2,712 | 2,211 | 1,500 |
| General Merchandise Group | | | | | | | | | | |
| Total..... | 230 | 142 | 167,134 | 166,022 | 31,158 | 574,431 | 493,521 | 9,839 | 7,439 | 220 |
| Department stores..... | 13 | 13 | 145,025 | 145,025 | 26,916 | 496,278 | 426,286 | 8,237 | 6,344 | ... |
| Dry goods, general merchandise stores..... | 107 | 55 | 5,436 | 4,652 | 580 | 10,701 | 10,261 | 192 | 170 | 123 |
| General stores..... | 9 | 5 | 502 | 478 | 38 | 769 | 765 | 15 | 15 | 10 |
| Variety stores..... | 101 | 69 | 16,171 | 15,867 | 3,624 | 66,683 | 56,205 | 1,395 | 910 | 87 |

Standard Notes: (D) Withheld to avoid disclosure. (NA) Not available. n.e.c. Not elsewhere classified. XXX Not applicable. (Z) Less than \$500. ... Represents zero.
¹ Group totals may include data for establishments without payroll which could not be classified by detailed kind of business.

Table 104. RETAIL TRADE: 1954 — COUNTIES WITH 500 ESTABLISHMENTS OR MORE—Continued

Establishments, Sales, Payroll, and Personnel, by Kind of Business

| County and kind of business | Establishments | | Sales | | Payroll, entire year (\$1,000) | Payroll, workweek ended nearest Nov. 15 | | Paid employees, workweek ended nearest Nov. 15 | | Proprietors (un- incorporated businesses only) ¹ (Number) |
|---|--------------------|-----------------|--|-------------------------------------|-----------------------------------|--|------------------|--|------------------|--|
| | Total ¹ | With payroll | Total, all establish- ments ¹ | Establish- ments with payroll | | Total | Full workweek | Total | Full workweek | |
| | (Number) | (Number) | (\$1,000) | (\$1,000) | | (Dollars) | (Dollars) | (Number) | (Number) | |
| SAN FRANCISCO COUNTY—Con. | | | | | | | | | | |
| Apparel, Accessories Stores | | | | | | | | | | |
| Total | 789 | 603 | 113,449 | 110,641 | 19,640 | 375,226 | 358,719 | 6,020 | 5,370 | 709 |
| Shoe stores | 121 | 101 | 15,354 | 14,992 | 2,626 | 48,091 | 44,683 | 707 | 553 | 55 |
| Men's shoe stores | (NA) | 24 | (NA) | (D) | (D) | (D) | (D) | (D) | (D) | (NA) |
| Women's shoe stores | (NA) | 15 | (NA) | (D) | (D) | (D) | (D) | (D) | (D) | (NA) |
| Children's, juveniles' shoe stores | (NA) | 2 | (NA) | (D) | (D) | (D) | (D) | (D) | (D) | (NA) |
| Family shoe stores | (NA) | 60 | (NA) | (D) | (D) | (D) | (D) | (D) | (D) | (NA) |
| Men's, boys' clothing and furnishings stores | (NA) | 132 | (NA) | (D) | (D) | (D) | (D) | (D) | (D) | (NA) |
| Men's, boys' clothing stores | (NA) | 88 | (NA) | (D) | (D) | (D) | (D) | (D) | (D) | (NA) |
| Men's, boys' furnishings stores | (NA) | 44 | (NA) | (D) | (D) | (D) | (D) | (D) | (D) | (NA) |
| Family clothing stores | (NA) | 34 | (NA) | (D) | (D) | (D) | (D) | (D) | (D) | (NA) |
| Women's clothing, specialty stores | (NA) | 283 | (NA) | (D) | (D) | (D) | (D) | (D) | (D) | (NA) |
| Ready-to-wear stores | (NA) | 118 | (NA) | (D) | (D) | (D) | (D) | (D) | (D) | (NA) |
| Millinery stores | (NA) | 33 | (NA) | (D) | (D) | (D) | (D) | (D) | (D) | (NA) |
| Clothing, specialty stores, n.e.c. | (NA) | 58 | (NA) | (D) | (D) | (D) | (D) | (D) | (D) | (NA) |
| Children's, infants' wear stores | (NA) | 47 | (NA) | (D) | (D) | (D) | (D) | (D) | (D) | (NA) |
| Apparel stores, n.e.c. | (NA) | 130 | (NA) | (D) | (D) | (D) | (D) | (D) | (D) | (NA) |
| Furniture, Home Furnishings, Appliance Dealers | | | | | | | | | | |
| Total | 546 | 362 | 76,312 | 72,116 | 11,549 | 227,837 | 221,209 | 2,942 | 2,746 | 622 |
| Furniture, home furnishings stores | 356 | 244 | 58,145 | 55,971 | 9,163 | 182,641 | 177,106 | 2,327 | 2,164 | 403 |
| Furniture stores | (NA) | 133 | (NA) | (D) | (D) | (D) | (D) | (D) | (D) | (NA) |
| Floor covering stores | (NA) | 23 | (NA) | (D) | (D) | (D) | (D) | (D) | (D) | (NA) |
| Home furnishings stores, n.e.c., antique stores | (NA) | 88 | (NA) | (D) | (D) | (D) | (D) | (D) | (D) | (NA) |
| Household appliance, radio, TV stores | (NA) | 190 | (NA) | (D) | (D) | (D) | (D) | (D) | (D) | (NA) |
| Household appliance stores | (NA) | 39 | (NA) | (D) | (D) | (D) | (D) | (D) | (D) | (NA) |
| Appliance, radio, TV stores | (NA) | 42 | (NA) | (D) | (D) | (D) | (D) | (D) | (D) | (NA) |
| Radio, TV stores | (NA) | 37 | (NA) | (D) | (D) | (D) | (D) | (D) | (D) | (NA) |
| Automotive Group | | | | | | | | | | |
| Total | 225 | 153 | 165,399 | 163,437 | 17,850 | 320,587 | 309,421 | 3,223 | 3,135 | 220 |
| Passenger car dealers (franchised) | 68 | 60 | 139,421 | 139,223 | 14,980 | 269,420 | 259,073 | 2,615 | 2,544 | 45 |
| Passenger car dealers (nonfranchised) | 76 | 42 | 14,557 | 13,553 | 814 | 10,860 | 10,529 | 145 | 138 | 63 |
| Tire, battery, accessory dealers | 61 | 41 | 9,256 | 8,694 | 1,782 | 33,684 | 33,493 | 396 | 391 | 72 |
| Motorcycle, aircraft, boat dealers | 15 | 9 | (D) | (D) | (D) | (D) | (D) | (D) | (D) | (D) |
| Household trailer dealers | 2 | ••• | (D) | ••• | ••• | ••• | ••• | ••• | ••• | (D) |
| Automotive dealers, n.e.c. | 1 | 1 | (D) | (D) | (D) | (D) | (D) | (D) | (D) | (D) |
| Gasoline Service Stations | | | | | | | | | | |
| Total | 540 | 450 | 45,682 | 42,832 | 5,199 | 1,031,214 | 93,853 | 1,652 | 1,293 | 591 |
| Lumber, Bldg. Mats., Hardware, Farm Equipment Dealers | | | | | | | | | | |
| Total | 250 | 146 | 24,638 | 21,852 | 2,418 | 46,910 | 45,296 | 582 | 529 | 311 |
| Farm equipment dealers | 4 | 2 | 236 | (D) | (D) | (D) | (D) | (D) | (D) | (D) |
| Lumber, building materials dealers | 33 | 29 | 12,307 | 12,203 | 1,255 | 23,792 | 23,118 | 253 | 239 | 41 |
| Paint, glass, wallpaper stores | 63 | 31 | 3,666 | 2,860 | 345 | 6,445 | 6,332 | 83 | 81 | 71 |
| Plumbing, electrical supply stores | 24 | 8 | 937 | (D) | (D) | (D) | (D) | (D) | (D) | (D) |
| Hardware stores | 126 | 76 | 7,472 | 6,084 | 718 | 14,433 | 13,606 | 219 | 182 | 160 |
| Drug Stores, Proprietary Stores | | | | | | | | | | |
| Total | 299 | 273 | 32,922 | 32,254 | 4,388 | 83,602 | 71,712 | 1,395 | 989 | 289 |
| Drug stores | (NA) | 262 | (NA) | 31,334 | 4,262 | 81,077 | 69,267 | 1,358 | 956 | (NA) |
| Proprietary stores | (NA) | 11 | (NA) | 920 | 126 | 2,525 | 2,445 | 37 | 33 | (NA) |
| Other Retail Stores | | | | | | | | | | |
| Total | 1,784 | 936 | 104,172 | 88,246 | 13,015 | 251,011 | 236,161 | 3,967 | 3,426 | 2,001 |
| Liquor stores | 323 | 187 | 26,753 | 20,855 | 1,437 | 25,387 | 22,162 | 425 | 315 | 387 |
| Fuel, ice dealers | 24 | 6 | 557 | 299 | 28 | 630 | 477 | 12 | 7 | 26 |
| Fuel dealers (coal, wood) | (NA) | 4 | (NA) | (D) | (D) | (D) | (D) | (D) | (D) | (NA) |
| Liquefied petroleum gas dealers | (NA) | ••• | (NA) | ••• | ••• | ••• | ••• | ••• | ••• | (NA) |
| Fuel oil dealers | (NA) | 2 | (NA) | (D) | (D) | (D) | (D) | (D) | (D) | (NA) |
| Ice dealers | (NA) | ••• | (NA) | ••• | ••• | ••• | ••• | ••• | ••• | (NA) |
| Hay, grain, feed stores | 2 | 2 | (D) | (D) | (D) | (D) | (D) | (D) | (D) | (D) |
| Farm, garden supply stores | 12 | 6 | 641 | 543 | 89 | 1,698 | 1,690 | 53 | 32 | 16 |
| Jewelry stores | 189 | 109 | 17,024 | 15,858 | 2,504 | 45,975 | 44,512 | 586 | 537 | 197 |
| Book stores | 59 | 33 | 3,912 | 3,486 | 608 | 12,427 | 11,438 | 201 | 174 | 51 |
| Stationery stores | 75 | 49 | 5,263 | 4,925 | 799 | 18,037 | 17,102 | 271 | 246 | 90 |
| Sporting goods stores | 43 | 23 | 3,444 | 3,044 | 372 | 7,678 | 7,555 | 108 | 102 | 43 |
| Bicycle stores | 6 | 4 | (D) | (D) | (D) | (D) | (D) | (D) | (D) | (D) |
| Florists | 119 | 75 | 4,710 | 4,094 | 821 | 16,566 | 15,342 | 276 | 225 | 157 |
| Cigar stores, stands | 182 | 112 | 6,927 | 5,883 | 854 | 14,925 | 14,405 | 223 | 204 | 185 |
| News dealers, newsstands | 19 | 7 | 877 | 709 | 120 | 2,559 | 2,382 | 48 | 40 | 17 |
| Gift, novelty, souvenir stores | 131 | 81 | 6,153 | 5,551 | 1,015 | 19,260 | 17,393 | 371 | 309 | 154 |
| Music stores | 59 | 33 | 4,034 | 3,376 | 514 | 9,129 | 8,827 | 146 | 129 | 73 |
| Camera, photographic supply stores | 32 | 26 | 4,531 | 4,347 | 541 | 11,423 | 10,726 | 157 | 138 | 34 |
| Luggage, leather goods stores | 19 | 13 | 865 | 817 | 122 | 2,175 | 1,931 | 37 | 29 | 14 |
| Optical goods stores | 46 | 20 | 1,653 | 1,321 | 468 | 9,408 | 9,333 | 98 | 95 | 44 |
| Office, store machine and equipment dealers | 25 | 11 | 1,298 | 1,066 | 244 | 4,412 | 4,254 | 71 | 64 | 29 |
| Retail stores (except second-hand) n.e.c. | 98 | 98 | 7,578 | 7,578 | 1,479 | 30,950 | 29,536 | 495 | 429 | 97 |
| Second-hand stores | 97 | 51 | 4,416 | 4,030 | 971 | 17,853 | 16,421 | 397 | 341 | 117 |
| Nonstore Retailers | | | | | | | | | | |
| Total | 457 | 53 | 18,201 | 13,951 | 2,408 | 45,791 | 44,379 | 692 | 479 | 461 |
| Mail order houses | 7 | 5 | 1,086 | (D) | 77 | 1,658 | 1,658 | 20 | 20 | 4 |
| Direct selling (house-to-house) organizations | -00 | 32 | 9,146 | (D) | 1,607 | 27,861 | 26,641 | 506 | 305 | 412 |
| Merchandise vending machine operators | 50 | 16 | 7,969 | 7,429 | 724 | 16,272 | 16,080 | 166 | 154 | 45 |
| SAN JOAQUIN COUNTY (See Stockton Stand- ard Metropolitan Area, Table 103.) | | | | | | | | | | |

Standard Notes: (D) Withheld to avoid disclosure. (NA) Not available. n.e.c. Not elsewhere classified. XXX Not applicable. (Z) Less than \$500. ... Represents zero.
¹ Group totals may include data for establishments without payroll which could not be classified by detailed kind of business.

Table 104. RETAIL TRADE: 1954 — COUNTIES WITH 500 ESTABLISHMENTS OR MORE—Continued

Establishments, Sales, Payroll, and Personnel, by Kind of Business

| County and kind of business | Establishments | | Sales | | Payroll, entire year (\$1,000) | Payroll, workweek ended nearest Nov. 15 | | Paid employees, workweek ended nearest Nov. 15 | | Proprietors (unincorporated businesses only) ¹ (Number) |
|--|--------------------------------|--------------------------|---|--|-----------------------------------|---|----------------------------|--|---------------------------|---|
| | Total ¹ (Number) | With payroll (Number) | Total, all establishments ¹ (\$1,000) | Establishments with payroll (\$1,000) | | Total (Dollars) | Full workweek (Dollars) | Total (Number) | Full workweek (Number) | |
| SAN LUIS OBISPO COUNTY | | | | | | | | | | |
| Retail trade, total..... | 878 | 650 | 73,014 | 66,648 | 7,180 | 138,388 | 129,361 | 2,426 | 2,020 | 978 |
| Food stores, total..... | 150 | 98 | 18,159 | 16,485 | 1,103 | 22,121 | 20,003 | 339 | 258 | 176 |
| Grocery stores..... | 109 | 71 | 15,883 | 14,447 | 895 | 17,947 | 16,222 | 258 | 201 | 132 |
| Meat markets, fish (seafood) markets..... | 16 | 12 | 1,662 | 1,498 | 109 | 2,237 | 2,096 | 34 | 24 | 17 |
| Fruit stores, vegetable markets..... | 2 | 2 | (D) | (D) | (D) | (D) | (D) | (D) | (D) | (D) |
| Candy, nut, confectionery stores..... | 7 | 3 | 80 | 58 | 6 | 135 | 93 | 6 | 3 | 7 |
| Other food stores..... | 14 | 10 | (D) | (D) | (D) | (D) | (D) | (D) | (D) | (D) |
| Eating, drinking places, total..... | 203 | 173 | 6,243 | 5,843 | 1,259 | 24,753 | 22,543 | 561 | 453 | 250 |
| Eating places..... | 144 | 118 | 4,195 | 3,847 | 904 | 17,506 | 15,619 | 440 | 344 | 177 |
| Drinking places..... | 59 | 55 | 2,048 | 1,996 | 355 | 7,247 | 6,924 | 121 | 109 | 73 |
| General merchandise group, total..... | 29 | 27 | 3,447 | (D) | 442 | 8,102 | 7,424 | 189 | 147 | 24 |
| General merchandise group (except variety)..... | 13 | 11 | 2,325 | (D) | 291 | 5,305 | 4,816 | 115 | 88 | 10 |
| Variety stores..... | 16 | 16 | 1,122 | 1,122 | 151 | 2,797 | 2,608 | 74 | 59 | 14 |
| Apparel, accessories stores, total..... | 59 | 53 | 3,541 | 3,339 | 366 | 7,312 | 6,822 | 150 | 124 | 52 |
| Shoe stores..... | 11 | 11 | 551 | 551 | 55 | 1,045 | 856 | 20 | 12 | 5 |
| Men's, boys' clothing and furnishings stores..... | (NA) | 7 | (NA) | 579 | 59 | 1,212 | 1,181 | 18 | 15 | (NA) |
| Family clothing stores..... | (NA) | 4 | (NA) | (D) | (D) | (D) | (D) | (D) | (D) | (NA) |
| Women's clothing, specialty stores..... | (NA) | 27 | 1,710 | (D) | 173 | 3,457 | 3,201 | 86 | 72 | 30 |
| Ready-to-wear stores..... | (NA) | 24 | (NA) | 1,518 | 168 | 3,352 | 3,116 | 83 | 70 | (NA) |
| Other clothing, specialty stores..... | (NA) | 3 | (NA) | (D) | 5 | 105 | 85 | 3 | 2 | (NA) |
| Other apparel stores..... | 4 | 4 | 140 | 140 | (D) | (D) | (D) | (D) | (D) | (D) |
| Furniture, home furnishings, appliance dealers, total..... | 31 | 29 | 3,738 | (D) | 589 | 11,291 | 10,483 | 169 | 144 | 31 |
| Furniture, home furnishings stores, antique stores..... | 12 | 12 | 1,377 | 1,353 | 197 | 3,744 | 3,707 | 54 | 51 | 13 |
| Household appliance, radio, TV stores..... | 19 | 17 | 2,361 | (D) | 392 | 7,547 | 6,776 | 115 | 93 | 18 |
| Automotive group..... | 46 | 40 | 10,460 | 9,608 | 987 | 17,768 | 17,474 | 234 | 223 | 57 |
| Gasoline service stations..... | 119 | 85 | 8,250 | 7,232 | 644 | 11,789 | 10,526 | 230 | 163 | 134 |
| Lumber, bldg. mats., hardware, farm equip. dealers, total..... | 62 | 48 | 9,543 | 8,957 | 1,019 | 20,797 | 20,114 | 289 | 268 | 52 |
| Farm equipment dealers..... | 16 | 16 | 3,984 | 3,984 | 418 | 9,116 | 8,740 | 140 | 133 | 6 |
| Lumber, building materials, supplies, equipment dealers..... | 35 | 23 | 4,867 | (D) | 509 | 10,021 | 9,791 | 121 | 110 | 36 |
| Hardware stores..... | 11 | 9 | 692 | (D) | 92 | 1,660 | 1,583 | 28 | 25 | 10 |
| Drug stores, proprietary stores, total..... | 24 | 22 | 1,861 | (D) | 177 | 3,791 | 3,581 | 90 | 80 | 24 |
| Drug stores..... | (NA) | 21 | (NA) | 1,807 | (D) | (D) | (D) | (D) | (D) | (NA) |
| Proprietary stores..... | (NA) | 1 | (NA) | (D) | (D) | (D) | (D) | (D) | (D) | (NA) |
| Other retail stores, total..... | 135 | 71 | 7,521 | 6,193 | 586 | 10,530 | 10,275 | 170 | 156 | 157 |
| Liquor stores..... | 22 | 12 | 1,220 | 700 | 24 | 508 | 436 | 11 | 9 | 28 |
| Fuel, ice dealers..... | 6 | 4 | 283 | 263 | 71 | 1,092 | 1,075 | 14 | 13 | 8 |
| Feed, farm, garden supply stores..... | 16 | 10 | 3,544 | 3,438 | 290 | 5,189 | 5,189 | 70 | 70 | 22 |
| Jewelry stores..... | 12 | 6 | 365 | 287 | 48 | 894 | 894 | 13 | 13 | 10 |
| Book, stationery stores..... | 6 | 2 | 316 | (D) | (D) | (D) | (D) | (D) | (D) | (D) |
| Other retail stores (except second-hand)..... | 51 | 31 | 1,443 | (D) | (D) | (D) | (D) | (D) | (D) | (D) |
| Second-hand stores..... | 10 | 6 | 196 | 148 | 21 | 432 | 413 | 8 | 7 | 10 |
| Nonstore retailers..... | 20 | 4 | 251 | 89 | 8 | 134 | 114 | 5 | 4 | 21 |
| SAN MATEO COUNTY | | | | | | | | | | |
| Retail trade, total..... | 2,512 | 1,990 | 337,900 | 318,826 | 37,884 | 789,555 | 719,424 | 12,100 | 9,529 | 3,201 |
| Food stores, total..... | 513 | 355 | 100,042 | 94,832 | 8,059 | 163,211 | 146,626 | 2,100 | 1,644 | 602 |
| Grocery stores..... | 264 | 180 | 80,957 | 77,279 | 5,839 | 117,379 | 104,409 | 1,383 | 1,076 | 292 |
| Meat markets, fish (seafood) markets..... | 104 | 74 | 10,479 | 9,769 | 928 | 17,423 | 16,203 | 204 | 161 | 125 |
| Fruit stores, vegetable markets..... | 26 | 10 | 1,332 | 1,092 | 143 | 2,704 | 2,580 | 31 | 28 | 36 |
| Candy, nut, confectionery stores..... | 24 | 16 | 1,889 | 1,847 | 315 | 7,599 | 6,616 | 166 | 118 | 19 |
| Bakery products stores..... | 44 | 42 | 2,214 | 2,154 | 564 | 12,752 | 12,031 | 215 | 186 | 62 |
| Other food stores..... | 51 | 33 | 3,171 | (D) | 270 | 5,654 | 4,787 | 101 | 75 | 68 |
| Eating, drinking places, total..... | 536 | 430 | 29,400 | 27,444 | 6,675 | 137,683 | 124,796 | 2,592 | 2,042 | 676 |
| Eating places (except refreshment stands)..... | 297 | 229 | 19,665 | 18,461 | 5,055 | 105,377 | 97,577 | 2,036 | 1,651 | 355 |
| Refreshment stands..... | 40 | 26 | 1,081 | 891 | 157 | 3,020 | 2,601 | 63 | 48 | 55 |
| Drinking places..... | 199 | 175 | 8,654 | 8,092 | 1,463 | 29,286 | 24,618 | 493 | 343 | 266 |
| General merchandise group, total..... | 86 | 70 | 24,993 | 24,519 | 3,804 | 99,792 | 86,752 | 1,941 | 1,332 | 72 |
| Department stores..... | 7 | 7 | 14,802 | 14,802 | 2,384 | 73,097 | 63,271 | 1,340 | 894 | 3 |
| Dry goods, general merchandise stores..... | 32 | 26 | 5,368 | 5,158 | 643 | 11,938 | 10,354 | 240 | 164 | 33 |
| General stores..... | 2 | 2 | (D) | (D) | (D) | (D) | (D) | (D) | (D) | (D) |
| Variety stores..... | 43 | 35 | (D) | (D) | (D) | (D) | (D) | (D) | (D) | (D) |
| Apparel, accessories stores, total..... | 256 | 202 | 17,167 | 16,025 | 1,993 | 38,532 | 33,475 | 712 | 527 | 250 |
| Shoe stores..... | 46 | 40 | 4,511 | 4,331 | 598 | 10,164 | 9,316 | 166 | 123 | 37 |
| Men's, boys' clothing and furnishings stores..... | (NA) | 22 | (NA) | 2,870 | 264 | 4,482 | 4,070 | 80 | 62 | (NA) |
| Family clothing stores..... | (NA) | 6 | (NA) | 1,221 | 193 | 3,602 | 3,221 | 60 | 43 | (NA) |
| Women's clothing, specialty stores..... | 121 | 95 | 6,062 | 5,606 | 746 | 15,946 | 13,635 | 314 | 238 | 112 |
| Ready-to-wear stores..... | (NA) | 66 | (NA) | 4,389 | 590 | 12,574 | 10,770 | 253 | 190 | (NA) |
| Millinery stores..... | (NA) | 8 | (NA) | 180 | 28 | 592 | 523 | 13 | 11 | (NA) |
| Other clothing, specialty stores..... | (NA) | 21 | (NA) | 1,037 | 128 | 2,780 | 2,342 | 48 | 37 | (NA) |
| Other apparel stores..... | 51 | 39 | 2,153 | 1,997 | 192 | 4,338 | 3,231 | 92 | 61 | 59 |
| Furniture, home furnishings, appliance dealers, total..... | 207 | 151 | 16,478 | 15,276 | 1,980 | 40,474 | 38,720 | 542 | 480 | 240 |
| Furniture, home furnishings stores..... | 117 | 87 | 10,272 | 9,530 | 1,167 | 23,990 | 22,999 | 323 | 292 | 143 |
| Furniture stores..... | (NA) | 46 | (NA) | 6,385 | 752 | 14,604 | 14,106 | 181 | 164 | (NA) |
| Home furnishings stores, antique stores..... | (NA) | 41 | (NA) | 3,145 | 415 | 9,386 | 8,893 | 142 | 128 | (NA) |
| Household appliance, radio, TV stores..... | 88 | 64 | 6,172 | 5,746 | 813 | 16,484 | 15,721 | 219 | 188 | 93 |

Standard Notes: (D) Withheld to avoid disclosure. (NA) Not available. n.e.c. Not elsewhere classified. XXX Not applicable. (Z) Less than \$500. ... Represents zero.
¹ Group totals may include data for establishments without payroll which could not be classified by detailed kind of business.

RETAIL TRADE—AREA STATISTICS

Table 104. RETAIL TRADE: 1954 — COUNTIES WITH 500 ESTABLISHMENTS OR MORE—Continued

Establishments, Sales, Payroll, and Personnel, by Kind of Business

| County and kind of business | Establishments | | Sales | | Payroll, entire year (\$1,000) | Payroll, workweek ended nearest Nov. 15 | | Paid employees, workweek ended nearest Nov. 15 | | Proprietors (unincorporated businesses only) ¹ (Number) |
|---|--------------------------------|--------------------------|---|--|-----------------------------------|---|----------------------------|--|---------------------------|---|
| | Total ¹ (Number) | With payroll (Number) | Total, all establishments ¹ (\$1,000) | Establishments with payroll (\$1,000) | | Total (Dollars) | Full workweek (Dollars) | Total (Number) | Full workweek (Number) | |
| SAN MATEO COUNTY—Con. | | | | | | | | | | |
| Automotive group, total | 126 | 96 | 55,067 | 54,365 | 5,681 | 108,593 | 107,391 | 1,170 | 1,137 | 137 |
| Passenger car dealers (franchised) | 57 | 51 | 48,846 | 48,606 | 5,174 | 98,060 | 97,212 | 1,027 | 1,004 | 56 |
| Passenger car dealers (nonfranchised) | 34 | 24 | 3,782 | 3,602 | 230 | 4,522 | 4,459 | 57 | 54 | 37 |
| Tire, battery, accessory dealers | 27 | 15 | 1,856 | (D) | 226 | 5,047 | 4,786 | 73 | 67 | 32 |
| Other automotive dealers | 8 | 6 | 583 | (D) | 51 | 964 | 934 | 13 | 12 | 12 |
| Gasoline service stations | 265 | 221 | 25,427 | 24,241 | 2,418 | 51,398 | 45,182 | 877 | 647 | 335 |
| Lumber, bldg. mats., hardware, farm equip. dealers, total | 149 | 105 | 28,827 | 27,055 | 3,259 | 65,126 | 60,970 | 742 | 623 | 158 |
| Farm equipment dealers | 56 | 44 | 22,526 | 21,578 | 2,588 | 52,873 | 50,096 | 543 | 483 | 50 |
| Lumber, building materials dealers | 38 | 14 | 1,503 | 857 | 123 | 2,403 | 2,396 | 35 | 35 | 45 |
| Plumbing, paint, electrical stores | 55 | 47 | 4,798 | 4,620 | 548 | 9,850 | 8,478 | 104 | 105 | 73 |
| Hardware stores | 90 | 86 | 11,986 | 11,816 | 1,641 | 35,679 | 32,749 | 549 | 437 | 83 |
| Drug stores, proprietary stores, total | (NA) | 84 | (NA) | (D) | (D) | (D) | (D) | (D) | (D) | (NA) |
| Drug stores | (NA) | 84 | (NA) | (D) | (D) | (D) | (D) | (D) | (D) | (NA) |
| Proprietary stores | (NA) | 2 | (NA) | (D) | (D) | (D) | (D) | (D) | (D) | (NA) |
| Other retail stores, total | 469 | 253 | 25,847 | 21,399 | 2,047 | 42,823 | 37,459 | 739 | 554 | 522 |
| Liquor stores | 72 | 56 | 9,043 | 8,071 | 438 | 8,358 | 7,211 | 121 | 83 | 80 |
| Fuel, ice dealers | 7 | 5 | 461 | (D) | 61 | 1,400 | 1,346 | 17 | 15 | 6 |
| Feed, farm, garden supply stores | 34 | 22 | 2,597 | 2,441 | 211 | 4,430 | 4,120 | 59 | 49 | 40 |
| Jewelry stores | 37 | 15 | 1,314 | 946 | 129 | 2,595 | 2,051 | 59 | 27 | 43 |
| Book, stationery stores | 26 | 18 | 1,114 | 964 | 93 | 1,748 | 1,556 | 40 | 34 | 28 |
| Sporting goods, bicycle stores | 28 | 16 | 1,885 | 1,453 | 150 | 3,335 | 2,790 | 57 | 42 | 27 |
| Florists | 39 | 23 | 1,475 | 1,299 | 208 | 3,999 | 3,600 | 82 | 62 | 51 |
| Cigar stores, stands | 8 | 4 | 358 | 320 | 34 | 1,304 | 1,204 | 19 | 17 | 9 |
| News dealers, newsstands | 15 | 7 | 550 | 410 | 46 | 1,113 | 766 | 46 | 31 | 18 |
| Gift, novelty, souvenir stores | 24 | 10 | 430 | 294 | 25 | 569 | 407 | 16 | 9 | 26 |
| Music stores | 18 | 10 | 918 | 782 | 115 | 2,621 | 2,066 | 56 | 35 | 15 |
| Camera, photographic supply stores | 11 | 9 | 808 | (D) | 117 | 2,124 | 1,937 | 33 | 24 | 9 |
| Other retail stores (except second-hand) | 50 | 46 | 2,366 | 2,286 | 311 | 6,726 | 6,069 | 109 | 89 | 50 |
| Second-hand stores | 24 | 12 | 1,044 | 876 | 109 | 2,501 | 2,324 | 45 | 37 | 32 |
| Nonstore retailers, total | 111 | 21 | 2,666 | 1,854 | 327 | 6,244 | 5,304 | 136 | 106 | 116 |
| Mail order houses | 55 | 21 | 2,614 | 1,854 | 327 | 6,244 | 5,304 | 136 | 106 | 112 |
| Direct selling (house-to-house) organizations | 107 | 21 | 2,614 | 1,854 | 327 | 6,244 | 5,304 | 136 | 106 | 112 |
| Merchandise vending machine operators | 4 | 0 | 52 | 0 | 0 | 0 | 0 | 0 | 0 | 4 |
| SANTA BARBARA COUNTY | | | | | | | | | | |
| Retail trade, total | 1,353 | 997 | 138,383 | 130,209 | 17,454 | 335,047 | 313,916 | 5,537 | 4,638 | 1,423 |
| Food stores, total | 224 | 140 | 33,401 | 30,459 | 2,421 | 45,912 | 42,449 | 637 | 521 | 250 |
| Grocery stores | 155 | 103 | 30,132 | 27,888 | 1,971 | 38,682 | 36,033 | 510 | 426 | 166 |
| Meat markets, fish (seafood) markets | 25 | 13 | 1,371 | 1,125 | 182 | 1,606 | 1,517 | 19 | 16 | 38 |
| Fruit stores, vegetable markets | 9 | 1 | 300 | (D) | (D) | (D) | (D) | (D) | (D) | (D) |
| Candy, nut, confectionery stores | 5 | 3 | 276 | (D) | 26 | 481 | 437 | 9 | 9 | 6 |
| Other food stores | 26 | 20 | 1,372 | 1,178 | (D) | (D) | (D) | (D) | (D) | (D) |
| Eating, drinking places, total | 248 | 190 | 11,208 | 10,580 | 2,683 | 54,301 | 47,949 | 1,133 | 871 | 295 |
| Eating places | 195 | 141 | 8,978 | 8,386 | 2,239 | 45,192 | 40,079 | 904 | 746 | 228 |
| Drinking places | 53 | 49 | 2,230 | 2,194 | 444 | 9,109 | 7,870 | 169 | 125 | 67 |
| General merchandise group, total | 42 | 34 | 6,885 | 6,747 | 1,022 | 19,979 | 18,505 | 459 | 359 | 29 |
| General merchandise group (except variety) | 29 | 21 | 5,097 | 4,959 | 662 | 12,543 | 11,872 | 246 | 204 | 25 |
| Variety stores | 13 | 13 | 1,788 | 1,788 | 360 | 7,436 | 6,633 | 213 | 155 | 4 |
| Apparel, accessories stores, total | 118 | 92 | 11,079 | 10,715 | 1,511 | 27,855 | 26,099 | 559 | 463 | 106 |
| Shoe stores | 33 | 23 | 2,331 | 2,251 | 286 | 5,098 | 4,796 | 88 | 68 | 27 |
| Men's, boys' clothing and furnishings stores | (NA) | 12 | (NA) | 1,446 | 190 | 3,959 | 3,776 | 62 | 52 | (NA) |
| Family clothing stores | (NA) | 3 | (NA) | 971 | 117 | 2,302 | 2,069 | 43 | 34 | (NA) |
| Women's clothing, specialty stores | 49 | 45 | 5,487 | 5,435 | 794 | 14,052 | 13,156 | 320 | 270 | 46 |
| Ready-to-wear stores | (NA) | 37 | (NA) | 4,577 | 633 | 12,174 | 11,349 | 271 | 227 | (NA) |
| Other clothing, specialty stores | (NA) | 8 | (NA) | 858 | 161 | 1,878 | 1,807 | 49 | 43 | (NA) |
| Other apparel stores | 13 | 9 | 650 | 612 | 124 | 2,444 | 2,302 | 46 | 39 | 11 |
| Furniture, home furnishings, appliance dealers, total | 120 | 92 | 9,862 | 9,590 | 1,571 | 31,717 | 30,187 | 470 | 409 | 128 |
| Furniture, home furnishings stores, antique stores | 78 | 58 | 5,473 | 5,295 | 880 | 17,386 | 16,514 | 255 | 221 | 89 |
| Household appliance, radio, TV stores | 42 | 34 | 4,389 | 4,295 | 691 | 14,331 | 13,673 | 215 | 188 | 39 |
| Automotive group | 60 | 56 | 21,003 | 20,919 | 2,544 | 45,794 | 45,353 | 584 | 574 | 55 |
| Gasoline service stations | 172 | 136 | 10,688 | 9,994 | 981 | 19,940 | 17,985 | 376 | 279 | 100 |
| Lumber, bldg. mats., hardware, farm equip. dealers, total | 70 | 54 | 15,818 | 14,786 | 2,763 | 50,907 | 49,594 | 656 | 630 | 65 |
| Farm equipment dealers | 21 | 17 | 4,467 | (D) | 589 | 11,424 | 11,292 | 158 | 155 | 12 |
| Lumber, building materials, supplies, equipment dealers | 31 | 21 | 5,533 | 5,173 | 944 | 19,277 | 18,362 | 201 | 185 | 28 |
| Hardware stores | 18 | 16 | 5,818 | (D) | 1,230 | 20,206 | 19,934 | 297 | 290 | 25 |
| Drug stores, proprietary stores, total | 43 | 39 | 4,944 | 4,866 | 613 | 12,591 | 11,718 | 208 | 165 | 40 |
| Drug stores | (NA) | 38 | (NA) | (D) | (D) | (D) | (D) | (D) | (D) | (NA) |
| Proprietary stores | (NA) | 1 | (NA) | (D) | (D) | (D) | (D) | (D) | (D) | (NA) |
| Other retail stores, total | 226 | 156 | 12,562 | 10,876 | 1,210 | 23,481 | 21,614 | 413 | 334 | 232 |
| Liquor stores | 55 | 37 | 3,661 | 2,941 | 196 | 3,474 | 2,821 | 66 | 43 | 62 |
| Fuel, ice dealers | 5 | 3 | 304 | (D) | (D) | (D) | (D) | (D) | (D) | (D) |
| Feed, farm, garden supply stores | 19 | 15 | 2,401 | 2,131 | 209 | 4,177 | 4,051 | 53 | 51 | 21 |
| Jewelry stores | 23 | 17 | 1,120 | 1,040 | 160 | 3,291 | 3,017 | 45 | 40 | 17 |
| Book, stationery stores | 15 | 13 | 630 | (D) | 89 | 1,589 | 1,540 | 33 | 28 | 15 |
| Other retail stores (except second-hand) | 78 | 62 | 3,731 | 3,481 | (D) | (D) | (D) | (D) | (D) | (D) |
| Second-hand stores | 15 | 9 | 445 | 417 | 49 | 876 | 864 | 25 | 24 | 15 |
| Nonstore retailers | 30 | 8 | 933 | 677 | 135 | 2,570 | 2,463 | 42 | 33 | 33 |

Standard Notes: (D) Withheld to avoid disclosure. (NA) Not available. n.e.c. Not elsewhere classified. XXX Not applicable. (Z) Less than \$500. ... Represents zero.
¹ Group totals may include data for establishments without payroll which could not be classified by detailed kind of business.

Table 104. RETAIL TRADE: 1954 — COUNTIES WITH 500 ESTABLISHMENTS OR MORE—Continued

Establishments, Sales, Payroll, and Personnel, by Kind of Business

| County and kind of business | Establishments | | Sales | | Payroll, entire year (\$1,000) | Payroll, workweek ended nearest Nov. 15 | | Paid employees, workweek ended nearest Nov. 15 | | Proprietors (unincorporated businesses only) ¹ (Number) |
|--|--------------------------------|--------------------------|---|--|-----------------------------------|---|----------------------------|--|---------------------------|---|
| | Total ¹ (Number) | With payroll (Number) | Total, all establishments ¹ (\$1,000) | Establishments with payroll (\$1,000) | | Total (Dollars) | Full workweek (Dollars) | Total (Number) | Full workweek (Number) | |
| SANTA CLARA COUNTY (See San Jose Standard Metropolitan Area, Table 103.) | | | | | | | | | | |
| SANTA CRUZ COUNTY | | | | | | | | | | |
| Retail trade, total..... | 1,086 | 722 | 85,811 | 79,217 | 8,837 | 175,047 | 161,975 | 3,191 | 2,593 | 1,228 |
| Food stores, total..... | 173 | 109 | 22,977 | 20,735 | 1,484 | 27,934 | 24,925 | 480 | 360 | 216 |
| Grocery stores..... | 114 | 70 | 19,728 | 18,222 | 1,189 | 22,164 | 20,357 | 347 | 271 | 143 |
| Meat markets, fish (seafood) markets..... | 25 | 17 | 1,831 | 1,505 | 127 | 1,898 | 1,736 | 36 | 29 | 33 |
| Fruit stores, vegetable markets..... | 3 | 1 | (D) | (D) | (D) | (D) | (D) | (D) | (D) | (D) |
| Candy, nut, confectionery stores..... | 7 | 5 | 208 | (D) | 41 | 1,305 | 891 | 36 | 18 | 7 |
| Other food stores..... | 22 | 16 | (D) | 565 | (D) | (D) | (D) | (D) | (D) | (D) |
| Eating, drinking places, total..... | 265 | 207 | 8,640 | 7,960 | 1,624 | 29,275 | 25,874 | 696 | 527 | 329 |
| Eating places..... | 190 | 144 | 6,529 | 5,979 | 1,270 | 22,702 | 20,588 | 556 | 439 | 234 |
| Drinking places..... | 75 | 63 | 2,111 | 1,981 | 354 | 6,573 | 5,286 | 140 | 88 | 95 |
| General merchandise group, total..... | 32 | 24 | 7,317 | 7,193 | 1,074 | 25,170 | 23,240 | 474 | 379 | 29 |
| General merchandise group (except variety)..... | 15 | 13 | 5,679 | (D) | 815 | 20,289 | 18,772 | 341 | 278 | 19 |
| Variety stores..... | 15 | 11 | 1,618 | (D) | 259 | 4,881 | 4,468 | 133 | 101 | 8 |
| Apparel, accessories stores, total..... | 73 | 61 | 4,733 | 4,551 | 515 | 10,112 | 9,243 | 207 | 169 | 70 |
| Shoe stores..... | 13 | 11 | 682 | (D) | 69 | 1,316 | 1,160 | 22 | 16 | 10 |
| Men's, boys' clothing and furnishings stores..... | 11 | 11 | 849 | 849 | 44 | 788 | 712 | 20 | 14 | 15 |
| Family clothing stores..... | 3 | 3 | 556 | 556 | 62 | 1,215 | 1,215 | 18 | 18 | 3 |
| Women's clothing, specialty stores..... | 40 | 32 | 2,355 | 2,269 | 331 | 6,726 | 6,116 | 144 | 120 | 36 |
| Ready-to-wear stores..... | (NA) | 29 | (NA) | 2,152 | 313 | 6,486 | 5,876 | 159 | 115 | (NA) |
| Other clothing, specialty stores..... | (NA) | 3 | (NA) | 117 | 18 | 240 | 240 | 5 | 5 | (NA) |
| Other apparel stores..... | 6 | 4 | 291 | (D) | 9 | 67 | 40 | 3 | 1 | 6 |
| Furniture, home furnishings, appliance dealers, total..... | 71 | 45 | 5,245 | 4,831 | 546 | 11,016 | 10,742 | 165 | 152 | 76 |
| Furniture, home furnishings stores, antique stores..... | 41 | 25 | 3,482 | 3,294 | 348 | 7,407 | 7,170 | 104 | 95 | 44 |
| Household appliance, radio, TV stores..... | 30 | 20 | 1,763 | 1,537 | 198 | 3,609 | 3,572 | 61 | 57 | 32 |
| Automotive group..... | 46 | 40 | 13,186 | 13,080 | 1,462 | 28,845 | 28,424 | 394 | 375 | 56 |
| Gasoline service stations..... | 105 | 67 | 5,878 | 5,040 | 486 | 8,571 | 7,559 | 167 | 117 | 114 |
| Lumber, bldg. mats., hardware, farm equip. dealers, total..... | 56 | 40 | 5,012 | 4,662 | 508 | 10,192 | 9,572 | 139 | 120 | 62 |
| Farm equipment dealers..... | 3 | 3 | 982 | 982 | 92 | 1,777 | 1,714 | 19 | 18 | 3 |
| Lumber, building materials, supplies, equipment dealers..... | 33 | 23 | 2,838 | 2,592 | 297 | 6,050 | 5,714 | 77 | 70 | 36 |
| Hardware stores..... | 20 | 14 | 1,192 | 1,088 | 119 | 2,365 | 2,144 | 43 | 32 | 23 |
| Drug stores, proprietary stores, total..... | 33 | 31 | 3,149 | (D) | 322 | 6,781 | 6,075 | 154 | 124 | 32 |
| Drug stores..... | (NA) | 30 | (NA) | 3,102 | (D) | (D) | (D) | (D) | (D) | (NA) |
| Proprietary stores..... | (NA) | 1 | (NA) | (D) | (D) | (D) | (D) | (D) | (D) | (NA) |
| Other retail stores, total..... | 207 | 95 | 9,061 | 7,569 | (D) | (D) | (D) | (D) | (D) | (D) |
| Liquor stores..... | 25 | 15 | 1,162 | 858 | 59 | 1,708 | 1,511 | 31 | 22 | 24 |
| Fuel, ice dealers..... | 13 | 9 | 560 | 534 | 73 | 1,483 | 1,430 | 26 | 23 | 13 |
| Feed, farm, garden supply stores..... | 13 | 11 | 3,614 | (D) | 283 | 6,235 | 6,095 | 96 | 89 | 14 |
| Jewelry stores..... | 18 | 6 | 595 | 431 | 83 | 1,320 | 1,288 | 24 | 22 | 21 |
| Book, stationery stores..... | 11 | 7 | 354 | 332 | 36 | 844 | 752 | 20 | 14 | 14 |
| Other retail stores (except second-hand)..... | 84 | 42 | 2,146 | (D) | (D) | (D) | (D) | (D) | (D) | (D) |
| Second-hand stores..... | 15 | 5 | 292 | 164 | 60 | 1,448 | 1,448 | 45 | 45 | 18 |
| Nonstore retailers..... | 25 | 3 | 613 | (D) | (D) | (D) | (D) | (D) | (D) | (D) |
| SHASTA COUNTY | | | | | | | | | | |
| Retail trade, total..... | 627 | 375 | 60,358 | 54,916 | 6,057 | 123,523 | 116,018 | 1,987 | 1,676 | 702 |
| Food stores, total..... | 106 | 50 | 16,493 | 15,125 | 1,114 | 22,644 | 21,009 | 300 | 251 | 115 |
| Grocery stores..... | 85 | 43 | 15,823 | 14,845 | 1,080 | 21,877 | 20,296 | 281 | 237 | 84 |
| Meat markets, fish (seafood) markets..... | 9 | 3 | 465 | 177 | 10 | 314 | 314 | 5 | 5 | 15 |
| Fruit stores, vegetable markets..... | 4 | ... | 62 | ... | ... | ... | ... | ... | ... | 4 |
| Candy, nut, confectionery stores..... | 3 | 1 | (D) | (D) | (D) | (D) | (D) | (D) | (D) | (D) |
| Other food stores..... | 3 | 3 | (D) | (D) | (D) | (D) | (D) | (D) | (D) | (D) |
| Eating, drinking places, total..... | 149 | 97 | 4,759 | 4,051 | 936 | 20,710 | 18,793 | 431 | 354 | 181 |
| Eating places..... | 93 | 57 | 2,913 | 2,519 | 671 | 15,046 | 14,167 | 324 | 281 | 113 |
| Drinking places..... | 56 | 40 | 1,846 | 1,532 | 265 | 5,664 | 4,626 | 107 | 73 | 68 |
| General merchandise group, total..... | 20 | 14 | 5,037 | 4,953 | 594 | 11,826 | 11,111 | 262 | 197 | 15 |
| General merchandise group (except variety)..... | 15 | 9 | 4,198 | 4,114 | 458 | 9,034 | 8,546 | 181 | 149 | 13 |
| Variety stores..... | 5 | 5 | 839 | 839 | 136 | 2,792 | 2,565 | 81 | 48 | 2 |
| Apparel, accessories stores, total..... | 24 | 22 | 1,958 | (D) | 167 | 3,566 | 3,121 | 69 | 51 | 29 |
| Shoe stores..... | 5 | 5 | 463 | 463 | 53 | 868 | 730 | 16 | 9 | 4 |
| Men's, boys' clothing and furnishings stores..... | 3 | 3 | 654 | 654 | 53 | 1,086 | 1,056 | 13 | 12 | 4 |
| Family clothing stores..... | 4 | 4 | 269 | 269 | 15 | 234 | 224 | 7 | 6 | 6 |
| Women's clothing, specialty stores..... | 11 | 9 | (D) | (D) | (D) | (D) | (D) | (D) | (D) | (D) |
| Ready-to-wear stores..... | (NA) | 9 | (NA) | (D) | (D) | (D) | (D) | (D) | (D) | (NA) |
| Other clothing, specialty stores..... | (NA) | ... | (NA) | ... | ... | ... | ... | ... | ... | (NA) |
| Other apparel stores..... | 1 | 1 | (D) | (D) | (D) | (D) | (D) | (D) | (D) | (D) |
| Furniture, home furnishings, appliance dealers, total..... | 34 | 22 | 2,873 | 2,519 | 199 | 4,902 | 4,373 | 74 | 58 | 40 |
| Furniture, home furnishings stores, antique stores..... | 17 | 13 | 1,208 | 1,182 | 99 | 2,513 | 2,404 | 34 | 30 | 19 |
| Household appliance, radio, TV stores..... | 17 | 9 | 1,665 | 1,337 | 100 | 2,389 | 1,969 | 40 | 28 | 21 |
| Automotive group..... | 38 | 36 | 10,578 | (D) | 1,272 | 23,128 | 23,019 | 292 | 289 | 52 |
| Gasoline service stations..... | 89 | 53 | 7,929 | 7,053 | 788 | 17,308 | 16,186 | 254 | 217 | 98 |

Standard Notes: (D) Withheld to avoid disclosure. (NA) Not available. n.e.c. Not elsewhere classified. XXX Not applicable. (Z) Less than \$500. ... Represents zero.
¹ Group totals may include data for establishments without payroll which could not be classified by detailed kind of business.

RETAIL TRADE—AREA STATISTICS

Table 104. RETAIL TRADE: 1954 — COUNTIES WITH 500 ESTABLISHMENTS OR MORE—Continued

Establishments, Sales, Payroll, and Personnel, by Kind of Business

| County and kind of business | Establishments | | Sales | | Payroll, entire year (\$1,000) | Payroll, workweek ended nearest Nov. 15 | | Paid employees, workweek ended nearest Nov. 15 | | Proprietors (unincorporated businesses only) ¹ (Number) |
|---|--------------------------------|--------------------------|---|--|-----------------------------------|---|----------------------------|--|---------------------------|---|
| | Total ¹ (Number) | With payroll (Number) | Total, all establishments ¹ (\$1,000) | Establishments with payroll (\$1,000) | | Total (Dollars) | Full workweek (Dollars) | Total (Number) | Full workweek (Number) | |
| SHASTA COUNTY—Con. | | | | | | | | | | |
| Lumber, bldg. mats., hardware, farm equip. dealers, total | 42 | 28 | 4,011 | 3,865 | 413 | 7,535 | 7,091 | 113 | 100 | 35 |
| Farm equipment dealers | 2 | 2 | (D) | (D) | (D) | (D) | (D) | (D) | (D) | (D) |
| Lumber, building materials, supplies, equipment dealers | 30 | 16 | 2,783 | 2,637 | 268 | 4,893 | 4,790 | 69 | 66 | 24 |
| Hardware stores | 10 | 10 | (D) | (D) | (D) | (D) | (D) | (D) | (D) | (D) |
| Drug stores, proprietary stores, total | 17 | 15 | 1,551 | (D) | 207 | 4,340 | 4,204 | 67 | 57 | 16 |
| Drug stores | (NA) | 14 | (NA) | 1,410 | (D) | (D) | (D) | (D) | (D) | (NA) |
| Proprietary stores | (NA) | 1 | (NA) | (D) | (D) | (D) | (D) | (D) | (D) | (NA) |
| Other retail stores, total | 77 | 37 | 3,973 | 3,323 | (D) | (D) | (D) | (D) | (D) | (D) |
| Liquor stores | 8 | 8 | 733 | 657 | 46 | 838 | 827 | 17 | 15 | 15 |
| Fuel, ice dealers | 4 | 2 | 382 | (D) | (D) | (D) | (D) | (D) | (D) | (D) |
| Feed, farm, garden supply stores | 8 | 4 | 943 | 895 | 59 | 1,645 | 1,593 | 23 | 19 | 8 |
| Jewelry stores | 9 | 5 | 337 | 305 | 65 | 1,249 | 1,207 | 24 | 21 | 7 |
| Book, stationery stores | 1 | 1 | (D) | (D) | (D) | (D) | (D) | (D) | (D) | (D) |
| Other retail stores (except second-hand) | 28 | 16 | 1,190 | 984 | 97 | 1,749 | 1,456 | 32 | 21 | 30 |
| Second-hand stores | 5 | 1 | (D) | (D) | (D) | (D) | (D) | (D) | (D) | (D) |
| Nonstore retailers | 31 | 1 | 1,196 | (D) | (D) | (D) | (D) | (D) | (D) | (D) |
| SOLANO COUNTY | | | | | | | | | | |
| Retail trade, total | 1,093 | 783 | 115,033 | 107,351 | 12,943 | 256,606 | 237,721 | 4,074 | 3,328 | 1,245 |
| Food stores, total | 213 | 133 | 32,265 | 29,591 | 2,201 | 42,290 | 38,683 | 589 | 467 | 262 |
| Grocery stores | 134 | 82 | 27,787 | 26,141 | 1,866 | 35,962 | 33,071 | 480 | 385 | 166 |
| Meat markets, fish (seafood) markets | 41 | 31 | 2,867 | 2,545 | 173 | 3,155 | 2,852 | 54 | 38 | 54 |
| Fruit stores, vegetable markets | 4 | 2 | 201 | (D) | (D) | (D) | (D) | (D) | (D) | (D) |
| Candy, nut, confectionery stores | 4 | 2 | 105 | (D) | (D) | (D) | (D) | (D) | (D) | (D) |
| Other food stores | 26 | 16 | 961 | 783 | 144 | 2,854 | 2,533 | 49 | 40 | 29 |
| Eating, drinking places, total | 250 | 190 | 10,931 | 10,079 | 2,549 | 52,933 | 48,782 | 1,012 | 824 | 310 |
| Eating places | 153 | 107 | 6,747 | 6,203 | 1,740 | 36,143 | 33,704 | 727 | 604 | 181 |
| Drinking places | 97 | 83 | 4,184 | 3,876 | 809 | 16,790 | 15,078 | 285 | 220 | 129 |
| General merchandise group, total | 47 | 27 | 8,277 | 7,905 | 1,230 | 25,578 | 22,412 | 466 | 340 | 40 |
| General merchandise group (except variety) | 25 | 13 | 5,975 | 5,751 | 905 | 18,974 | 16,781 | 327 | 242 | 21 |
| Variety stores | 22 | 14 | 2,302 | 2,154 | 325 | 6,604 | 5,631 | 139 | 98 | 19 |
| Apparel, accessories stores, total | 70 | 60 | 5,120 | 4,940 | 550 | 10,170 | 8,909 | 210 | 155 | 67 |
| Shoe stores | 11 | 9 | 1,043 | (D) | 123 | 2,104 | 1,793 | 43 | 24 | 7 |
| Men's, boys' clothing and furnishings stores | (NA) | 12 | (NA) | 1,004 | 102 | 1,816 | 1,768 | 37 | 34 | (NA) |
| Family clothing stores | (NA) | 6 | (NA) | 938 | 114 | 2,217 | 1,989 | 39 | 31 | (NA) |
| Women's clothing, specialty stores | 29 | 25 | 1,783 | 1,697 | 202 | 3,840 | 3,269 | 84 | 64 | 24 |
| Ready-to-wear stores | (NA) | 15 | (NA) | 1,245 | 143 | 3,000 | 2,473 | 65 | 47 | (NA) |
| Other clothing, specialty stores | (NA) | 10 | (NA) | 452 | 59 | 840 | 796 | 19 | 17 | (NA) |
| Other apparel stores | 10 | 8 | 276 | (D) | 9 | 193 | 90 | 7 | 2 | 9 |
| Furniture, home furnishings, appliance dealers, total | 65 | 49 | 8,824 | 8,634 | 1,394 | 25,123 | 24,465 | 323 | 299 | 63 |
| Furniture, home furnishings stores, antique stores | 31 | 27 | 4,996 | 4,916 | 711 | 13,338 | 13,071 | 161 | 156 | 25 |
| Household appliance, radio, TV stores | 34 | 22 | 3,828 | 3,718 | 683 | 11,785 | 11,394 | 162 | 143 | 38 |
| Automotive group | 61 | 55 | 19,814 | 18,914 | 2,028 | 40,001 | 39,238 | 463 | 447 | 61 |
| Gasoline service stations | 139 | 105 | 11,237 | 10,399 | 1,084 | 21,097 | 18,348 | 411 | 290 | 162 |
| Lumber, bldg. mats., hardware, farm equip. dealers, total | 47 | 41 | 5,861 | 5,735 | 643 | 13,338 | 12,760 | 187 | 171 | 42 |
| Farm equipment dealers | 3 | 3 | 1,430 | 1,490 | 122 | 2,475 | 2,475 | 28 | 28 | 7 |
| Lumber, building materials, supplies, equipment dealers | 24 | 20 | 2,698 | (D) | 312 | 7,085 | 6,687 | 100 | 92 | 17 |
| Hardware stores | 20 | 18 | 1,673 | (D) | 209 | 3,778 | 3,598 | 59 | 51 | 18 |
| Drug stores, proprietary stores, total | 24 | 24 | 3,206 | 3,206 | 404 | 8,080 | 7,486 | 120 | 95 | 27 |
| Drug stores | 24 | 24 | 3,206 | 3,206 | 404 | 8,080 | 7,486 | 120 | 95 | 27 |
| Proprietary stores | ••• | ••• | ••• | ••• | ••• | ••• | ••• | ••• | ••• | ••• |
| Other retail stores, total | 145 | 91 | 8,039 | 6,747 | 762 | 14,231 | 12,981 | 236 | 185 | 177 |
| Liquor stores | 26 | 20 | 2,369 | 2,065 | 102 | 1,685 | 1,353 | 34 | 21 | 37 |
| Fuel, ice dealers | 2 | 2 | (D) | (D) | (D) | (D) | (D) | (D) | (D) | (D) |
| Feed, farm, garden supply stores | 11 | 9 | 1,138 | (D) | 119 | 2,275 | 2,098 | 36 | 29 | 9 |
| Jewelry stores | 20 | 12 | 1,157 | 1,023 | 216 | 3,446 | 3,405 | 45 | 42 | 19 |
| Book, stationery stores | 5 | 5 | 254 | 254 | 58 | 1,195 | 1,116 | 22 | 19 | 8 |
| Other retail stores (except second-hand) | 55 | 37 | (D) | 1,770 | (D) | (D) | (D) | (D) | (D) | (D) |
| Second-hand stores | 8 | 6 | 393 | (D) | 30 | 418 | 372 | 11 | 8 | 18 |
| Nonstore retailers | 32 | 8 | 1,459 | 1,201 | 98 | 3,765 | 3,655 | 57 | 55 | 34 |
| SONOMA COUNTY | | | | | | | | | | |
| Retail trade, total | 1,714 | 1,062 | 169,586 | 155,208 | 17,575 | 342,887 | 316,921 | 5,675 | 4,661 | 1,942 |
| Food stores, total | 327 | 183 | 37,826 | 33,522 | 2,477 | 51,849 | 46,702 | 764 | 576 | 387 |
| Grocery stores | 208 | 114 | 30,634 | 27,670 | 1,880 | 39,439 | 35,438 | 548 | 410 | 236 |
| Meat markets, fish (seafood) markets | 12 | 30 | 4,421 | 3,687 | 333 | 7,293 | 6,629 | 101 | 76 | 65 |
| Fruit stores, vegetable markets | 5 | 5 | 436 | 338 | 14 | 187 | 145 | 7 | 6 | 15 |
| Candy, nut, confectionery stores | 8 | 8 | 204 | 204 | 30 | 597 | 433 | 17 | 11 | 6 |
| Other food stores | 4 | 26 | 2,027 | 1,623 | 220 | 4,333 | 4,057 | 91 | 73 | 59 |
| Eating, drinking places, total | 358 | 250 | 12,212 | 10,800 | 2,222 | 42,852 | 37,190 | 940 | 678 | 471 |
| Eating places | 197 | 143 | 7,274 | 6,714 | 1,590 | 31,003 | 27,226 | 701 | 509 | 255 |
| Drinking places | 161 | 107 | 4,938 | 4,086 | 632 | 11,849 | 9,964 | 239 | 169 | 216 |
| General merchandise group, total | 52 | 44 | 17,524 | 17,284 | 2,362 | 47,027 | 40,796 | 965 | 729 | 43 |
| General merchandise group (except variety) | 32 | 28 | 15,125 | (D) | 1,998 | 39,265 | 34,471 | 744 | 593 | 33 |
| Variety stores | 18 | 16 | 2,323 | (D) | 364 | 7,762 | 6,327 | 221 | 136 | 8 |

Standard Notes: (D) Withheld to avoid disclosure. (NA) Not available. n.e.c. Not elsewhere classified. XXX Not applicable. (Z) Less than \$500. ... Represents zero.
¹ Group totals may include data for establishments without payroll which could not be classified by detailed kind of business.

Table 104. RETAIL TRADE: 1954 — COUNTIES WITH 500 ESTABLISHMENTS OR MORE—Continued

Establishments, Sales, Payroll, and Personnel, by Kind of Business

| County and kind of business | Establishments | | Sales | | Payroll, entire year (\$1,000) | Payroll, workweek ended nearest Nov. 15 | | Paid employees, workweek ended nearest Nov. 15 | | Proprietors (unincorporated businesses only) ¹ (Number) |
|---|--------------------------------|--------------------------|---|--|-----------------------------------|---|----------------------------|--|---------------------------|---|
| | Total ¹ (Number) | With payroll (Number) | Total, all establishments ¹ (\$1,000) | Establishments with payroll (\$1,000) | | Total (Dollars) | Full workweek (Dollars) | Total (Number) | Full workweek (Number) | |
| SONOMA COUNTY—Con. | | | | | | | | | | |
| Apparel, accessories stores, total | 104 | 76 | 5,441 | 4,935 | 496 | 9,624 | 8,412 | 197 | 158 | 96 |
| Shoe stores | 24 | 20 | 1,478 | 1,388 | 143 | 2,603 | 2,271 | 56 | 38 | 15 |
| Men's, boys' clothing and furnishings stores | (NA) | 13 | (NA) | 1,278 | 115 | 2,107 | 1,955 | 32 | 27 | (NA) |
| Family clothing stores | (NA) | 3 | (NA) | 361 | 38 | 862 | 797 | 17 | 14 | (NA) |
| Women's clothing, specialty stores | 38 | 34 | 1,668 | 1,582 | 176 | 3,547 | 2,884 | 80 | 67 | 29 |
| Ready-to-wear stores | (NA) | 23 | (NA) | 1,195 | 126 | 2,765 | 2,176 | 61 | 51 | (NA) |
| Other clothing, specialty stores | (NA) | 11 | (NA) | 387 | 50 | 782 | 714 | 19 | 16 | (NA) |
| Other apparel stores | 10 | 6 | 402 | 326 | 24 | 505 | 505 | 12 | 12 | 14 |
| Furniture, home furnishings, appliance dealers, total | 98 | 64 | 6,662 | 6,024 | 881 | 17,078 | 16,348 | 261 | 237 | 116 |
| Furniture, home furnishings stores, antique stores | 50 | 32 | 4,042 | 3,664 | 527 | 9,778 | 9,367 | 143 | 129 | 65 |
| Household appliance, radio, TV stores | 48 | 32 | 2,620 | 2,360 | 354 | 7,300 | 6,981 | 118 | 108 | 51 |
| Automotive group | 93 | 71 | 21,831 | 21,197 | 2,356 | 45,997 | 45,093 | 594 | 571 | 106 |
| Gasoline service stations | 189 | 125 | 11,946 | 10,028 | 994 | 19,622 | 18,008 | 347 | 275 | 206 |
| Lumber, bldg. mats., hardware, farm equip. dealers, total | 97 | 71 | 16,910 | 16,300 | 2,147 | 39,598 | 38,177 | 530 | 489 | 89 |
| Farm equipment dealers | 11 | 7 | 4,519 | 4,483 | 597 | 9,339 | 9,160 | 112 | 109 | 9 |
| Lumber, building materials, supplies, equipment dealers | 51 | 39 | 9,447 | 9,193 | 1,150 | 22,334 | 21,814 | 286 | 270 | 40 |
| Hardware stores | 33 | 25 | 2,836 | 2,624 | 400 | 7,925 | 7,203 | 132 | 110 | 38 |
| Drug stores, proprietary stores, total | 47 | 37 | 5,018 | 4,664 | 517 | 9,239 | 8,195 | 194 | 141 | 52 |
| Drug stores | (NA) | 36 | (NA) | (D) | (D) | (D) | (D) | (D) | (D) | (NA) |
| Proprietary stores | (NA) | 1 | (NA) | (D) | (D) | (D) | (D) | (D) | (D) | (NA) |
| Other retail stores, total | 274 | 128 | 32,122 | 29,116 | 2,808 | 54,401 | 52,534 | 773 | 703 | 299 |
| Liquor stores | 26 | 10 | 1,298 | 786 | 68 | 1,550 | 1,441 | 24 | 20 | 26 |
| Fuel, ice dealers | 7 | 7 | 1,686 | 1,686 | 282 | 6,015 | 5,846 | 72 | 69 | 8 |
| Feed, farm, garden supply stores | 38 | 32 | 22,598 | 22,498 | 1,965 | 36,666 | 36,178 | 474 | 462 | 29 |
| Jewelry stores | 22 | 12 | 679 | 573 | 69 | 1,564 | 1,126 | 34 | 20 | 22 |
| Book, stationery stores | 9 | 7 | 805 | (D) | 97 | 2,066 | 1,928 | 47 | 40 | 11 |
| Other retail stores (except second-hand) | 99 | 49 | 3,031 | (D) | 215 | 4,406 | 4,006 | 84 | 63 | 113 |
| Second-hand stores | 23 | 11 | 1,009 | 851 | 112 | 2,134 | 2,009 | 38 | 29 | 28 |
| Nonstore retailers | 75 | 13 | 2,094 | 1,338 | 315 | 5,600 | 5,464 | 110 | 104 | 77 |
| STANISLAUS COUNTY | | | | | | | | | | |
| Retail trade, total | 1,740 | 1,066 | 179,640 | 163,812 | 18,418 | 360,228 | 339,694 | 5,944 | 5,020 | 1,918 |
| Food stores, total | 324 | 160 | 39,900 | 33,968 | 2,530 | 47,272 | 44,037 | 700 | 564 | 394 |
| Grocery stores | 221 | 119 | 35,694 | 31,150 | 2,187 | 41,034 | 38,350 | 585 | 478 | 269 |
| Meat markets, fish (seafood) markets | 49 | 25 | 2,939 | 2,041 | 181 | 3,190 | 3,023 | 51 | 41 | 60 |
| Fruit stores, vegetable markets | 19 | 1 | 194 | (D) | (D) | (D) | (D) | (D) | (D) | (D) |
| Candy, nut, confectionery stores | 4 | 2 | 153 | (D) | (D) | (D) | (D) | (D) | (D) | (D) |
| Other food stores | 27 | 13 | 872 | 610 | 148 | 2,807 | 2,472 | 56 | 38 | 33 |
| Eating, drinking places, total | 301 | 201 | 10,461 | 9,047 | 2,097 | 47,015 | 43,268 | 1,056 | 866 | 380 |
| Eating places | 191 | 119 | 6,432 | 5,494 | 1,415 | 28,665 | 26,231 | 690 | 552 | 247 |
| Drinking places | 110 | 82 | 4,029 | 3,553 | 682 | 18,350 | 17,037 | 366 | 314 | 133 |
| General merchandise group, total | 56 | 48 | 14,557 | 14,397 | 1,991 | 39,417 | 35,485 | 777 | 566 | 45 |
| General merchandise group (except variety) | 26 | 22 | 11,372 | 11,322 | 1,514 | 30,452 | 27,938 | 531 | 402 | 25 |
| Variety stores | 30 | 26 | 3,185 | 3,075 | 477 | 8,965 | 7,547 | 246 | 164 | 20 |
| Apparel, accessories stores, total | 134 | 108 | 10,427 | 9,865 | 1,071 | 20,970 | 19,238 | 448 | 370 | 125 |
| Shoe stores | 19 | 17 | 1,851 | (D) | 216 | 4,103 | 3,659 | 61 | 45 | 12 |
| Men's, boys' clothing and furnishings stores | (NA) | 17 | (NA) | 1,724 | 180 | 2,997 | 2,832 | 51 | 46 | (NA) |
| Family clothing stores | (NA) | 7 | (NA) | 605 | 68 | 1,183 | 1,037 | 28 | 22 | (NA) |
| Women's clothing, specialty stores | 57 | 51 | 5,018 | 4,848 | 536 | 11,083 | 10,330 | 265 | 224 | 48 |
| Ready-to-wear stores | (NA) | 38 | (NA) | 4,374 | 476 | 10,071 | 9,480 | 240 | 205 | (NA) |
| Other clothing, specialty stores | (NA) | 13 | (NA) | 474 | 60 | 1,012 | 850 | 25 | 19 | (NA) |
| Other apparel stores | 24 | 16 | 953 | (D) | 71 | 1,604 | 1,380 | 43 | 33 | 26 |
| Furniture, home furnishings, appliance dealers, total | 92 | 66 | 8,420 | 7,600 | 1,145 | 20,972 | 19,534 | 315 | 272 | 104 |
| Furniture, home furnishings stores, antique stores | 50 | 36 | 4,247 | 3,861 | 442 | 8,954 | 8,205 | 134 | 112 | 58 |
| Household appliance, radio, TV stores | 42 | 30 | 4,173 | 3,739 | 703 | 12,018 | 11,329 | 181 | 160 | 46 |
| Automotive group | 106 | 74 | 27,867 | 26,697 | 2,851 | 54,779 | 54,269 | 699 | 674 | 112 |
| Gasoline service stations | 220 | 132 | 12,621 | 10,311 | 977 | 19,100 | 17,902 | 356 | 287 | 246 |
| Lumber, bldg. mats., hardware, farm equip. dealers, total | 100 | 90 | 22,449 | 22,171 | 3,001 | 56,623 | 54,606 | 730 | 669 | 74 |
| Farm equipment dealers | 24 | 24 | 7,218 | 7,218 | 1,085 | 18,261 | 18,179 | 217 | 210 | 20 |
| Lumber, building materials, supplies, equipment dealers | 50 | 44 | 12,071 | (D) | 1,448 | 29,446 | 28,024 | 360 | 329 | 31 |
| Hardware stores | 24 | 22 | 3,142 | (D) | 468 | 8,916 | 8,403 | 153 | 130 | 21 |
| Drug stores, proprietary stores, total | 39 | 35 | 5,602 | 5,558 | 816 | 15,747 | 14,794 | 251 | 214 | 39 |
| Drug stores | (NA) | 35 | (NA) | (D) | (D) | (D) | (D) | (D) | (D) | (NA) |
| Proprietary stores | (NA) | ••• | (NA) | (D) | (D) | (D) | (D) | (D) | (D) | (NA) |
| Other retail stores, total | 302 | 140 | 25,905 | 23,315 | 1,857 | 36,751 | 35,125 | 579 | 511 | 331 |
| Liquor stores | 16 | 14 | 1,407 | 1,215 | 150 | 639 | 527 | 14 | 9 | 20 |
| Fuel, ice dealers | 12 | 10 | 1,973 | (D) | 333 | 6,800 | 6,755 | 91 | 89 | 12 |
| Feed, farm, garden supply stores | 50 | 32 | 15,874 | 15,456 | 708 | 14,676 | 14,417 | 203 | 195 | 50 |
| Jewelry stores | 42 | 16 | 1,558 | 1,228 | 214 | 4,429 | 4,391 | 61 | 59 | 42 |
| Book, stationery stores | 9 | 7 | 741 | (D) | 135 | 2,658 | 2,625 | 48 | 45 | 7 |
| Other retail stores (except second-hand) | 80 | 50 | 2,973 | 2,401 | 266 | 6,420 | 5,393 | 140 | 98 | 93 |
| Second-hand stores | 37 | 11 | 627 | 383 | 51 | 1,129 | 1,017 | 22 | 16 | 47 |
| Nonstore retailers | 66 | 12 | 1,431 | 883 | 82 | 1,582 | 1,436 | 33 | 27 | 68 |

Standard Notes: (D) Withheld to avoid disclosure. (NA) Not available. n.e.c. Not elsewhere classified. XXX Not applicable. (Z) Less than \$500. ... Represents zero.
¹ Group totals may include data for establishments without payroll which could not be classified by detailed kind of business.

Table 104. RETAIL TRADE: 1954 — COUNTIES WITH 500 ESTABLISHMENTS OR MORE—Continued

Establishments, Sales, Payroll, and Personnel, by Kind of Business

| County and kind of business | Establishments | | Sales | | Payroll, entire year (\$1,000) | Payroll, workweek ended nearest Nov. 15 | | Paid employees, workweek ended nearest Nov. 15 | | Proprietors (unincorporated businesses only) ¹ (Number) |
|--|--------------------------------|--------------------------|---|--|-----------------------------------|---|----------------------------|--|---------------------------|---|
| | Total ¹ (Number) | With payroll (Number) | Total, all establishments ¹ (\$1,000) | Establishments with payroll (\$1,000) | | Total (Dollars) | Full workweek (Dollars) | Total (Number) | Full workweek (Number) | |
| TULARE COUNTY | | | | | | | | | | |
| Retail trade, total..... | 1,782 | 1,114 | 157,651 | 141,977 | 15,161 | 302,654 | 284,947 | 5,254 | 4,410 | 1,918 |
| Food stores, total..... | 370 | 168 | 39,162 | 32,300 | 2,194 | 40,906 | 37,410 | 623 | 492 | 407 |
| Grocery stores..... | 321 | 139 | 36,443 | 29,959 | 1,889 | 35,409 | 32,225 | 517 | 405 | 356 |
| Meat markets, fish (seafood) markets..... | 23 | 15 | 1,506 | 1,284 | 111 | 2,269 | 2,263 | 31 | 30 | 23 |
| Fruit stores, vegetable markets..... | 9 | 1 | 263 | (D) | (D) | (D) | (D) | (D) | (D) | (D) |
| Candy, nut, confectionery stores..... | 1 | 1 | (D) | (D) | (D) | (D) | (D) | (D) | (D) | (D) |
| Other food stores..... | 14 | 12 | (D) | (D) | (D) | (D) | (D) | (D) | (D) | (D) |
| Eating, drinking places, total..... | 329 | 219 | 11,173 | 9,723 | 1,987 | 43,358 | 39,611 | 1,067 | 873 | 390 |
| Eating places..... | 240 | 154 | 6,474 | 5,430 | 1,215 | 25,168 | 23,208 | 676 | 563 | 282 |
| Drinking places..... | 89 | 65 | 4,699 | 4,293 | 772 | 18,190 | 16,403 | 391 | 310 | 108 |
| General merchandise group, total..... | 68 | 60 | 11,268 | 11,112 | 1,373 | 27,088 | 24,271 | 655 | 471 | 49 |
| General merchandise group (except variety)..... | 42 | 34 | 8,620 | 8,464 | 962 | 18,933 | 16,966 | 409 | 298 | 35 |
| Variety stores..... | 26 | 26 | 2,648 | 2,648 | 411 | 8,155 | 7,303 | 246 | 173 | 14 |
| Apparel, accessories stores, total..... | 117 | 99 | 7,031 | 6,607 | 613 | 11,986 | 10,383 | 276 | 197 | 124 |
| Shoe stores..... | 24 | 20 | 1,560 | 1,430 | 143 | 2,861 | 2,369 | 64 | 34 | 20 |
| Men's, boys' clothing and furnishings stores..... | (NA) | 21 | (NA) | 1,983 | 193 | 2,714 | 2,034 | 62 | 41 | (NA) |
| Family clothing stores..... | (NA) | 5 | (NA) | (D) | 19 | 562 | 508 | 15 | 11 | (NA) |
| Women's clothing, specialty stores..... | 50 | 44 | 2,537 | 2,459 | 231 | 5,201 | 4,895 | 120 | 99 | 51 |
| Ready-to-wear stores..... | (NA) | 37 | (NA) | 2,172 | 202 | 4,763 | 4,462 | 110 | 90 | (NA) |
| Other clothing, specialty stores..... | (NA) | 7 | (NA) | 287 | 29 | 438 | 433 | 10 | 9 | (NA) |
| Other apparel stores..... | 11 | 9 | 420 | (D) | 27 | 648 | 577 | 15 | 12 | 10 |
| Furniture, home furnishings, appliance dealers, total..... | 103 | 75 | 9,424 | 8,990 | 1,143 | 22,728 | 22,030 | 358 | 325 | 111 |
| Furniture, home furnishings stores, antique stores..... | 56 | 40 | 5,391 | 5,107 | 625 | 11,957 | 11,720 | 185 | 172 | 55 |
| Household appliance, radio, TV stores..... | 45 | 35 | 4,021 | 3,883 | 518 | 10,771 | 10,310 | 173 | 153 | 54 |
| Automotive group..... | 107 | 87 | 24,983 | 24,297 | 2,634 | 54,061 | 53,161 | 706 | 671 | 117 |
| Gasoline service stations..... | 205 | 115 | 9,993 | 7,695 | 643 | 12,942 | 11,669 | 244 | 193 | 219 |
| Lumber, bldg. mats., hardware, farm equip. dealers, total..... | 119 | 99 | 20,187 | 19,597 | 2,808 | 55,159 | 54,286 | 721 | 689 | 109 |
| Farm equipment dealers..... | 33 | 31 | 8,870 | (D) | 1,369 | 25,609 | 25,573 | 311 | 309 | 26 |
| Lumber, building materials, supplies, equipment dealers..... | 55 | 43 | 7,932 | 7,604 | 1,023 | 20,822 | 20,445 | 271 | 256 | 40 |
| Hardware stores..... | 31 | 25 | 3,385 | (D) | 416 | 8,728 | 8,268 | 139 | 124 | 43 |
| Drug stores, proprietary stores, total..... | 40 | 36 | 4,015 | 3,893 | 430 | 8,440 | 7,695 | 174 | 130 | 47 |
| Drug stores..... | (NA) | 34 | (NA) | (D) | (D) | (D) | (D) | (D) | (D) | (NA) |
| Proprietary stores..... | (NA) | 2 | (NA) | (D) | (D) | (D) | (D) | (D) | (D) | (NA) |
| Other retail stores, total..... | 268 | 146 | 18,681 | 16,567 | 1,188 | 23,459 | 21,966 | 391 | 331 | 285 |
| Liquor stores..... | 36 | 14 | 1,716 | 1,070 | 47 | 844 | 605 | 21 | 10 | 41 |
| Fuel, ice dealers..... | 15 | 9 | 1,000 | 886 | 108 | 2,340 | 2,264 | 33 | 32 | 13 |
| Feed, farm, garden supply stores..... | 53 | 41 | 11,399 | 11,059 | 636 | 13,465 | 12,782 | 193 | 178 | 54 |
| Jewelry stores..... | 24 | 20 | 899 | 867 | 105 | 1,919 | 1,820 | 39 | 33 | 27 |
| Book, stationery stores..... | 9 | 9 | 694 | 694 | 86 | 1,610 | 1,533 | 31 | 25 | 11 |
| Other retail stores (except second-hand)..... | 75 | 41 | 2,105 | 1,707 | 167 | 2,482 | 2,223 | 57 | 39 | 79 |
| Second-hand stores..... | 20 | 12 | 372 | 284 | 39 | 799 | 739 | 17 | 14 | 22 |
| Nonstore retailers..... | 56 | 10 | 1,734 | 1,196 | 148 | 2,527 | 2,465 | 39 | 38 | 60 |
| VENTURA COUNTY | | | | | | | | | | |
| Retail trade, total..... | 1,342 | 992 | 150,534 | 141,180 | 15,705 | 317,906 | 296,224 | 5,351 | 4,445 | 1,516 |
| Food stores, total..... | 215 | 141 | 40,424 | 37,408 | 2,751 | 54,699 | 51,007 | 858 | 721 | 259 |
| Grocery stores..... | 171 | 107 | 36,181 | 33,347 | 2,116 | 41,806 | 38,588 | 651 | 529 | 203 |
| Meat markets, fish (seafood) markets..... | 14 | 14 | 2,523 | 2,477 | 224 | 4,264 | 3,958 | 43 | 35 | 22 |
| Fruit stores, vegetable markets..... | 3 | 3 | (D) | (D) | (D) | (D) | (D) | (D) | (D) | (D) |
| Candy, nut, confectionery stores..... | 2 | 2 | (D) | (D) | (D) | (D) | (D) | (D) | (D) | (D) |
| Other food stores..... | 23 | 15 | 849 | 723 | 233 | 4,248 | 4,156 | 65 | 61 | 25 |
| Eating, drinking places, total..... | 281 | 231 | 11,940 | 11,016 | 2,429 | 51,242 | 47,269 | 1,105 | 924 | 357 |
| Eating places..... | 210 | 164 | 9,437 | 8,567 | 1,971 | 40,903 | 37,550 | 910 | 756 | 267 |
| Drinking places..... | 71 | 67 | 2,503 | 2,449 | 458 | 10,339 | 9,719 | 195 | 168 | 90 |
| General merchandise group, total..... | 51 | 43 | 12,296 | 12,082 | 1,734 | 34,411 | 30,750 | 733 | 541 | 37 |
| General merchandise group (except variety)..... | 33 | 29 | 10,302 | 10,180 | 1,408 | 28,329 | 25,784 | 562 | 429 | 28 |
| Variety stores..... | 18 | 14 | 1,994 | 1,902 | 326 | 6,082 | 4,966 | 171 | 112 | 9 |
| Apparel, accessories stores, total..... | 115 | 97 | 8,205 | 7,911 | 903 | 18,301 | 16,870 | 381 | 300 | 109 |
| Shoe stores..... | 21 | 21 | 1,706 | 1,706 | 185 | 3,226 | 2,954 | 60 | 46 | 15 |
| Men's, boys' clothing and furnishings stores..... | (NA) | 21 | (NA) | 1,972 | 193 | 3,722 | 3,436 | 68 | 52 | (NA) |
| Family clothing stores..... | (NA) | 6 | (NA) | (D) | 95 | 1,926 | 1,853 | 46 | 37 | (NA) |
| Women's clothing, specialty stores..... | 45 | 37 | 3,146 | 3,018 | 384 | 8,556 | 7,777 | 187 | 146 | 43 |
| Ready-to-wear stores..... | (NA) | 28 | (NA) | 2,846 | 363 | 8,071 | 7,361 | 173 | 135 | (NA) |
| Other clothing, specialty stores..... | (NA) | 9 | (NA) | 172 | 21 | 485 | 416 | 14 | 11 | (NA) |
| Other apparel stores..... | 14 | 12 | 523 | (D) | 46 | 871 | 850 | 20 | 19 | 14 |
| Furniture, home furnishings, appliance dealers, total..... | 104 | 74 | 8,172 | 7,486 | 884 | 18,970 | 17,683 | 277 | 233 | 106 |
| Furniture, home furnishings stores, antique stores..... | 53 | 43 | 4,652 | 4,498 | 490 | 11,590 | 10,508 | 170 | 136 | 49 |
| Household appliance, radio, TV stores..... | 51 | 31 | 3,520 | 2,988 | 394 | 7,380 | 7,175 | 107 | 97 | 57 |
| Automotive group..... | 80 | 74 | 28,713 | 28,599 | 2,924 | 60,191 | 58,240 | 724 | 701 | 80 |
| Gasoline service stations..... | 167 | 119 | 12,525 | 11,195 | 1,029 | 20,991 | 17,751 | 405 | 274 | 215 |
| Lumber, bldg. mats., hardware, farm equip. dealers, total..... | 75 | 61 | 11,929 | 11,511 | 1,582 | 30,705 | 30,159 | 378 | 358 | 77 |
| Farm equipment dealers..... | 9 | 7 | 3,567 | (D) | 610 | 12,216 | 12,201 | 132 | 131 | 8 |
| Lumber, building materials, supplies, equipment dealers..... | 43 | 33 | 6,713 | 6,451 | 819 | 15,393 | 15,300 | 189 | 184 | 39 |
| Hardware stores..... | 23 | 21 | 1,649 | (D) | 153 | 3,096 | 2,658 | 57 | 43 | 30 |

Standard Notes: (D) Withheld to avoid disclosure. (NA) Not available. n.e.c. Not elsewhere classified. XXX Not applicable. (Z) Less than \$500. ... Represents zero.
¹ Group totals may include data for establishments without payroll which could not be classified by detailed kind of business.

Table 104. RETAIL TRADE: 1954 — COUNTIES WITH 500 ESTABLISHMENTS OR MORE—Continued

Establishments, Sales, Payroll, and Personnel, by Kind of Business

| County and kind of business | Establishments | | Sales | | Payroll, entire year (\$1,000) | Payroll, workweek ended nearest Nov. 15 | | Paid employees, workweek ended nearest Nov. 15 | | Proprietors (unincorporated businesses only) ¹ (Number) |
|---|--------------------------------|--------------------------|---|--|-----------------------------------|---|----------------------------|--|---------------------------|---|
| | Total ¹ (Number) | With payroll (Number) | Total, all establishments ¹ (\$1,000) | Establishments with payroll (\$1,000) | | Total (Dollars) | Full workweek (Dollars) | Total (Number) | Full workweek (Number) | |
| VENTURA COUNTY—Con. | | | | | | | | | | |
| Drug stores, proprietary stores, total..... | 44 | 38 | 4,630 | 4,350 | 521 | 11,543 | 10,860 | 190 | 157 | 45 |
| Drug stores..... | (NA) | 37 | (NA) | (D) | (D) | (D) | (D) | (D) | (D) | (NA) |
| Proprietary stores..... | (NA) | 1 | (NA) | (D) | (D) | (D) | (D) | (D) | (D) | (NA) |
| Other retail stores, total..... | 161 | 103 | 9,970 | 8,358 | 818 | 14,464 | 13,541 | 243 | 202 | 181 |
| Liquor stores..... | 28 | 20 | 3,081 | 2,653 | 208 | 2,354 | 2,135 | 41 | 30 | 38 |
| Fuel, ice dealers..... | 2 | 2 | (D) | (D) | (D) | (D) | (D) | (D) | (D) | (D) |
| Feed, farm, garden supply stores..... | 24 | 18 | 2,482 | 2,174 | 128 | 2,496 | 2,312 | 37 | 31 | 25 |
| Jewelry stores..... | 17 | 15 | 1,172 | (D) | 200 | 3,603 | 3,462 | 56 | 50 | 17 |
| Book, stationery stores..... | 6 | 6 | 533 | 493 | 87 | 1,956 | 1,956 | 30 | 30 | 8 |
| Other retail stores (except second-hand)..... | 70 | 40 | 2,309 | 1,655 | 164 | 3,447 | 3,113 | 69 | 52 | 78 |
| Second-hand stores..... | 4 | 2 | (D) | (D) | (D) | (D) | (D) | (D) | (D) | (D) |
| Nonstore retailers..... | 49 | 11 | 1,730 | 1,264 | 130 | 2,389 | 2,094 | 57 | 34 | 50 |

Standard Notes: (D) Withheld to avoid disclosure. (NA) Not available. n.e.c. Not elsewhere classified. XXX Not applicable. (Z) Less than \$500. ... Represents zero.
¹ Group totals may include data for establishments without payroll which could not be classified by detailed kind of business.

BUREAU OF ECONOMIC RESEARCH

RETAIL TRADE—AREA STATISTICS

Table 105. RETAIL TRADE: 1954 — CITIES WITH 500 ESTABLISHMENTS OR MORE

Establishments, Sales, Payroll, and Personnel, by Kind of Business

| City and kind of business | Establishments | | Sales | | Payroll, entire year (\$1,000) | Payroll, workweek ended nearest Nov. 15 | | Paid employees, workweek ended nearest Nov. 15 | | Proprietors (unincorporated businesses only) ¹ (Number) |
|--|--------------------------------|--------------------------|---|--|-----------------------------------|---|----------------------------|--|---------------------------|---|
| | Total ¹ (Number) | With payroll (Number) | Total, all establishments ¹ (\$1,000) | Establishments with payroll (\$1,000) | | Total (Dollars) | Full workweek (Dollars) | Total (Number) | Full workweek (Number) | |
| | | | | | | | | | | |
| ALHAMBRA | | | | | | | | | | |
| Retail trade, total..... | 602 | 422 | 95,631 | 91,873 | 11,125 | 219,757 | 204,812 | 3,781 | 3,041 | 572 |
| Food stores, total..... | 80 | 54 | 18,691 | 18,053 | 1,626 | 32,294 | 29,898 | 483 | 393 | 72 |
| Grocery stores..... | 35 | 27 | 15,555 | 15,425 | 1,316 | 27,426 | 25,232 | 388 | 309 | 32 |
| Meat markets, fish (seafood) markets..... | 19 | 9 | 1,364 | 1,102 | 87 | 1,706 | 1,637 | 27 | 25 | 17 |
| Fruit stores, vegetable markets..... | 3 | 1 | (D) | (D) | (D) | (D) | (D) | (D) | (D) | (D) |
| Candy, nut, confectionery stores..... | 4 | 4 | 290 | 290 | 44 | 836 | 778 | 19 | 16 | 4 |
| Other food stores..... | 19 | 13 | (D) | (D) | (D) | (D) | (D) | (D) | (D) | (D) |
| Eating, drinking places, total..... | 87 | 61 | 6,252 | 5,846 | 1,303 | 30,250 | 27,494 | 724 | 578 | 92 |
| Eating places..... | 75 | 51 | 5,371 | (D) | 1,153 | 26,770 | 24,379 | 652 | 522 | 81 |
| Drinking places..... | 12 | 10 | 881 | (D) | 150 | 3,480 | 3,115 | 72 | 56 | 11 |
| General merchandise group, total..... | 27 | 19 | 8,345 | 8,211 | 1,172 | 21,984 | 18,828 | 619 | 413 | 19 |
| General merchandise group (except variety)..... | 16 | 12 | 6,306 | 6,240 | 833 | 15,409 | 13,416 | 417 | 296 | 9 |
| Variety stores..... | 11 | 7 | 2,039 | 1,971 | 339 | 6,575 | 5,412 | 202 | 117 | 10 |
| Apparel, accessories stores, total..... | 78 | 64 | 7,824 | 7,574 | 1,003 | 19,208 | 17,127 | 396 | 289 | 56 |
| Shoe stores..... | 27 | 23 | 2,248 | 2,154 | 294 | 5,306 | 4,496 | 97 | 59 | 16 |
| Men's, boys' clothing and furnishings stores..... | (NA) | 9 | (NA) | 1,621 | 221 | 4,046 | 3,622 | 71 | 53 | (NA) |
| Family clothing stores..... | (NA) | ... | (NA) | ... | ... | ... | ... | ... | ... | (NA) |
| Women's clothing, specialty stores..... | 29 | 25 | 3,524 | 3,468 | 455 | 8,915 | 8,148 | 206 | 160 | 16 |
| Ready-to-wear stores..... | (NA) | 16 | (NA) | 2,999 | 398 | 7,907 | 7,259 | 178 | 140 | (NA) |
| Other clothing, specialty stores..... | (NA) | 9 | (NA) | 469 | 57 | 1,008 | 889 | 28 | 20 | (NA) |
| Other apparel stores..... | 9 | 7 | 373 | 331 | 33 | 941 | 861 | 22 | 17 | 12 |
| Furniture, home furnishings, appliance dealers, total..... | 55 | 45 | 9,271 | 9,091 | 1,037 | 21,141 | 20,354 | 285 | 257 | 61 |
| Furniture, home furnishings stores, antique stores..... | 33 | 31 | 7,008 | (D) | 688 | 14,266 | 13,878 | 197 | 183 | 34 |
| Household appliance, radio, TV stores..... | 22 | 14 | 2,263 | (D) | 349 | 6,875 | 6,476 | 88 | 74 | 27 |
| Automotive group..... | 44 | 34 | 26,000 | 25,582 | 2,988 | 57,806 | 57,522 | 591 | 580 | 36 |
| Gasoline service stations..... | 70 | 50 | 5,667 | 5,057 | 447 | 10,142 | 9,022 | 186 | 141 | 81 |
| Lumber, bldg. mats., hardware, farm equip. dealers, total..... | 24 | 18 | 4,375 | 4,219 | 500 | 7,009 | 6,823 | 90 | 82 | 21 |
| Farm equipment dealers..... | ... | ... | ... | ... | ... | ... | ... | ... | ... | ... |
| Lumber, building materials, supplies, equipment dealers..... | 18 | 14 | 3,939 | (D) | 437 | 5,784 | 5,718 | 69 | 66 | 17 |
| Hardware stores..... | 6 | 4 | 436 | (D) | 63 | 1,225 | 1,105 | 21 | 16 | 4 |
| Drug stores, proprietary stores, total..... | 17 | 15 | 2,792 | (D) | 437 | 7,708 | 6,506 | 140 | 90 | 15 |
| Drug stores..... | (NA) | 14 | (NA) | 2,731 | (D) | (D) | (D) | (D) | (D) | (NA) |
| Proprietary stores..... | (NA) | 1 | (NA) | (D) | (D) | (D) | (D) | (D) | (D) | (NA) |
| Other retail stores, total..... | 87 | 57 | 5,425 | (D) | 537 | 10,440 | 9,661 | 219 | 184 | 84 |
| Liquor stores..... | 16 | 12 | 1,901 | 1,697 | 67 | 1,167 | 1,017 | 22 | 15 | 16 |
| Fuel, ice dealers..... | 2 | ... | (D) | ... | ... | ... | ... | ... | ... | (D) |
| Feed, farm, garden supply stores..... | 3 | 3 | (D) | (D) | ... | (D) | (D) | (D) | (D) | (D) |
| Jewelry stores..... | 18 | 8 | 962 | 860 | 123 | 2,814 | 2,688 | 40 | 36 | 18 |
| Book, stationery stores..... | 3 | 3 | (D) | (D) | (D) | (D) | (D) | (D) | (D) | (D) |
| Other retail stores (except second-hand)..... | 34 | 30 | 1,728 | 1,688 | 215 | 3,946 | 3,491 | 101 | 78 | 31 |
| Second-hand stores..... | 1 | 1 | (D) | (D) | (D) | (D) | (D) | (D) | (D) | (D) |
| Nonstore retailers..... | 33 | 5 | 989 | 623 | 75 | 1,775 | 1,577 | 48 | 34 | 35 |
| BAKERSFIELD | | | | | | | | | | |
| Retail trade, total..... | 1,193 | 849 | 166,504 | 157,636 | 21,173 | 417,222 | 391,716 | 6,948 | 5,750 | 1,250 |
| Food stores, total..... | 200 | 110 | 31,976 | 28,930 | 2,151 | 42,457 | 38,743 | 645 | 532 | 219 |
| Grocery stores..... | 152 | 88 | 29,270 | 26,840 | 1,786 | 35,529 | 32,658 | 564 | 435 | 162 |
| Meat markets, fish (seafood) markets..... | 18 | 10 | 1,118 | 890 | 99 | 1,360 | 1,269 | 21 | 14 | 19 |
| Fruit stores, vegetable markets..... | 11 | 1 | 219 | (D) | (D) | (D) | (D) | (D) | (D) | (D) |
| Candy, nut, confectionery stores..... | 3 | 1 | (D) | (D) | (D) | (D) | (D) | (D) | (D) | (D) |
| Other food stores..... | 14 | 10 | (D) | (D) | (D) | (D) | (D) | (D) | (D) | (D) |
| Eating, drinking places, total..... | 259 | 195 | 11,581 | 10,733 | 2,841 | 61,033 | 57,424 | 1,278 | 1,118 | 314 |
| Eating places..... | 192 | 136 | 8,384 | 7,674 | 2,184 | 48,509 | 45,601 | 1,038 | 905 | 227 |
| Drinking places..... | 67 | 59 | 3,197 | 3,059 | 657 | 12,524 | 11,823 | 240 | 213 | 87 |
| General merchandise group, total..... | 29 | 27 | 27,693 | (D) | 4,876 | 94,984 | 84,936 | 1,961 | 1,409 | 9 |
| General merchandise group (except variety)..... | 20 | 18 | 24,981 | (D) | 4,432 | 85,937 | 77,324 | 1,697 | 1,244 | 7 |
| Variety stores..... | 9 | 9 | 2,712 | 2,712 | 444 | 9,047 | 7,612 | 264 | 165 | 2 |
| Apparel, accessories stores, total..... | 87 | 83 | 8,544 | 8,448 | 1,013 | 19,910 | 18,185 | 377 | 298 | 71 |
| Shoe stores..... | 19 | 17 | 1,636 | (D) | 214 | 3,421 | 3,107 | 61 | 45 | 9 |
| Men's, boys' clothing and furnishings stores..... | 14 | 14 | 2,361 | 2,361 | 321 | 6,281 | 5,711 | 105 | 79 | 12 |
| Family clothing stores..... | 5 | 5 | 372 | 372 | 32 | 676 | 593 | 15 | 11 | 7 |
| Women's clothing, specialty stores..... | 37 | 35 | 3,588 | (D) | 389 | 8,423 | 7,692 | 174 | 144 | 31 |
| Ready-to-wear stores..... | (NA) | 27 | (NA) | 3,064 | 319 | 6,579 | 6,579 | 146 | 123 | (NA) |
| Other clothing, specialty stores..... | (NA) | 8 | (NA) | (D) | 70 | 1,344 | 1,113 | 28 | 21 | (NA) |
| Other apparel stores..... | 12 | 12 | 587 | 587 | 57 | 1,109 | 1,082 | 22 | 19 | 12 |
| Furniture, home furnishings, appliance dealers, total..... | 73 | 59 | 10,384 | 9,962 | 1,725 | 33,700 | 33,159 | 415 | 386 | 81 |
| Furniture, home furnishings stores, antique stores..... | 48 | 38 | 6,353 | 6,035 | 991 | 19,875 | 19,503 | 254 | 231 | 51 |
| Household appliance, radio, TV stores..... | 25 | 21 | 4,031 | 3,927 | 734 | 13,825 | 13,656 | 161 | 155 | 30 |
| Automotive group..... | 73 | 59 | 29,150 | 28,896 | 3,393 | 64,948 | 64,541 | 734 | 712 | 72 |
| Gasoline service stations..... | 165 | 135 | 11,875 | 11,103 | 1,178 | 22,666 | 21,362 | 384 | 321 | 169 |
| Lumber, bldg. mats., hardware, farm equip. dealers, total..... | 42 | 36 | 15,376 | 15,158 | 1,974 | 39,749 | 38,255 | 506 | 473 | 34 |
| Farm equipment dealers..... | 10 | 8 | (D) | (D) | (D) | (D) | (D) | (D) | (D) | (D) |
| Lumber, building materials, supplies, equipment dealers..... | 23 | 21 | 6,828 | (D) | 997 | 19,144 | 18,660 | 236 | 222 | 19 |
| Hardware stores..... | 9 | 7 | (D) | (D) | (D) | (D) | (D) | (D) | (D) | (D) |
| Drug stores, proprietary stores, total..... | 26 | 22 | 5,242 | 5,126 | 656 | 11,473 | 10,271 | 203 | 155 | 25 |
| Drug stores..... | (NA) | 19 | (NA) | (D) | (D) | (D) | (D) | (D) | (D) | (NA) |
| Proprietary stores..... | (NA) | 3 | (NA) | (D) | (D) | (D) | (D) | (D) | (D) | (NA) |

Standard Notes: (D) Withheld to avoid disclosure. (NA) Not available. n.e.c. Not elsewhere classified. XXX Not applicable. (Z) Less than \$500. ... Represents zero.

¹Group totals may include data for establishments without payroll which could not be classified by detailed kind of business.

Table 105. RETAIL TRADE: 1954 — CITIES WITH 500 ESTABLISHMENTS OR MORE—Continued

Establishments, Sales, Payroll, and Personnel, by Kind of Business

| City and kind of business | Establishments | | Sales | | Payroll, entire year (\$1,000) | Payroll, workweek ended nearest Nov. 15 | | Paid employees, workweek ended nearest Nov. 15 | | Proprietors (unincorporated businesses only) ¹ (Number) |
|---|--------------------------------|--------------------------|---|--|-----------------------------------|---|----------------------------|--|---------------------------|---|
| | Total ¹ (Number) | With payroll (Number) | Total, all establishments ¹ (\$1,000) | Establishments with payroll (\$1,000) | | Total (Dollars) | Full workweek (Dollars) | Total (Number) | Full workweek (Number) | |
| BAKERSFIELD—Con. | | | | | | | | | | |
| Other retail stores, total | 197 | 115 | 12,834 | (D) | 1,248 | 23,994 | 22,639 | 367 | 314 | 208 |
| Liquor stores | 36 | 26 | 3,159 | 2,461 | 161 | 2,702 | 2,278 | 51 | 34 | 37 |
| Fuel, ice dealers | 11 | 5 | 1,008 | 926 | 184 | 2,925 | 2,925 | 26 | 26 | 11 |
| Feed, farm, garden supply stores | 16 | 10 | 1,913 | 1,753 | 145 | 2,446 | 2,446 | 30 | 30 | 22 |
| Jewelry stores | 19 | 15 | 1,331 | 1,233 | 259 | 5,353 | 5,240 | 66 | 63 | 17 |
| Book, stationery stores | 5 | 5 | 267 | 267 | 25 | 686 | 594 | 17 | 14 | 6 |
| Other retail stores (except second-hand) | 64 | 48 | 4,441 | 3,807 | 443 | 9,250 | 8,544 | 166 | 137 | 66 |
| Second-hand stores | 22 | 6 | 309 | (D) | 31 | 632 | 612 | 11 | 10 | 21 |
| Nonstore retailers | 42 | 8 | 1,849 | 1,141 | 118 | 2,308 | 2,201 | 38 | 32 | 48 |
| BERKELEY | | | | | | | | | | |
| Retail trade, total | 1,156 | 764 | 126,015 | 117,377 | 14,728 | 288,387 | 263,272 | 5,104 | 3,962 | 1,226 |
| Food stores, total | 272 | 158 | 35,701 | 31,707 | 2,862 | 55,138 | 50,019 | 889 | 613 | 287 |
| Grocery stores | 157 | 83 | 29,074 | 26,210 | 2,216 | 42,190 | 38,366 | 663 | 439 | 149 |
| Meat markets, fish (seafood) markets | 58 | 32 | 3,728 | 2,932 | 188 | 3,708 | 3,376 | 49 | 37 | 74 |
| Fruit stores, vegetable markets | 3 | 3 | 446 | 446 | 47 | 944 | 727 | 17 | 9 | 5 |
| Candy, nut, confectionery stores | 7 | 5 | 496 | (D) | 97 | 1,882 | 1,850 | 30 | 29 | 3 |
| Other food stores | 47 | 35 | 1,957 | (D) | 314 | 6,414 | 5,700 | 130 | 99 | 56 |
| Eating, drinking places, total | 163 | 115 | 7,903 | 7,133 | 1,896 | 39,032 | 35,799 | 778 | 619 | 210 |
| Eating places | 146 | 100 | 7,004 | (D) | 1,728 | 35,756 | 32,806 | 724 | 581 | 185 |
| Drinking places | 17 | 15 | 899 | (D) | 168 | 3,276 | 2,993 | 54 | 38 | 25 |
| General merchandise group, total | 46 | 34 | 9,724 | 9,534 | 1,318 | 25,690 | 22,326 | 641 | 455 | 44 |
| General merchandise group (except variety) | 11 | 9 | 7,164 | (D) | 935 | 18,570 | 16,581 | 448 | 342 | 11 |
| Variety stores | 35 | 25 | 2,560 | (D) | 383 | 7,120 | 5,745 | 193 | 113 | 33 |
| Apparel, accessories stores, total | 87 | 71 | 8,678 | 8,354 | 1,175 | 21,925 | 19,844 | 412 | 317 | 93 |
| Shoe stores | 18 | 16 | 1,604 | (D) | 212 | 3,947 | 3,151 | 72 | 43 | 18 |
| Men's, boys' clothing and furnishings stores | 10 | 10 | 2,331 | 2,331 | 325 | 6,046 | 5,662 | 90 | 71 | 10 |
| Family clothing stores | 2 | 2 | (D) | (D) | (D) | (D) | (D) | (D) | (D) | (D) |
| Women's clothing, specialty stores | 37 | 33 | 2,809 | 2,765 | 367 | 7,061 | 6,470 | 158 | 131 | 40 |
| Ready-to-wear stores | (NA) | 18 | (NA) | 1,825 | 237 | 4,788 | 4,419 | 105 | 87 | (NA) |
| Other clothing, specialty stores | (NA) | 15 | (NA) | 940 | 130 | 2,273 | 2,051 | 53 | 44 | (NA) |
| Other apparel stores | 18 | 10 | (D) | (D) | (D) | (D) | (D) | (D) | (D) | (D) |
| Furniture, home furnishings, appliance dealers, total | 93 | 55 | 12,064 | 11,540 | 1,455 | 27,431 | 26,482 | 598 | 567 | 97 |
| Furniture, home furnishings stores, antique stores | 53 | 35 | 4,872 | 4,622 | 697 | 11,972 | 11,508 | 160 | 143 | 53 |
| Household appliance, radio, TV stores | 40 | 20 | 7,192 | 6,918 | 758 | 15,459 | 14,974 | 438 | 424 | 44 |
| Automotive group | 54 | 38 | 20,939 | 20,655 | 2,231 | 42,048 | 41,197 | 444 | 429 | 55 |
| Gasoline service stations | 110 | 88 | 9,588 | 9,038 | 1,150 | 23,625 | 20,031 | 414 | 280 | 100 |
| Lumber, bldg. mats., hardware, farm equip. dealers, total | 37 | 27 | 4,141 | 3,879 | 611 | 12,945 | 11,955 | 183 | 154 | 35 |
| Farm equipment dealers | *** | *** | *** | *** | *** | *** | *** | *** | *** | *** |
| Lumber, building materials, supplies, equipment dealers | 20 | 14 | 2,152 | 1,992 | 316 | 6,671 | 6,003 | 73 | 63 | 15 |
| Hardware stores | 17 | 13 | 1,989 | 1,887 | 295 | 6,274 | 5,952 | 110 | 91 | 20 |
| Drug stores, proprietary stores, total | 39 | 37 | 4,993 | (D) | 701 | 13,311 | 12,098 | 223 | 168 | 41 |
| Drug stores | (NA) | 37 | (NA) | (D) | 701 | 13,311 | 12,098 | 223 | 168 | (NA) |
| Proprietary stores | (NA) | *** | (NA) | *** | *** | *** | *** | *** | *** | (NA) |
| Other retail stores, total | 216 | 136 | 11,342 | 10,074 | (D) | (D) | (D) | (D) | (D) | (D) |
| Liquor stores | 31 | 27 | 3,441 | 3,155 | 221 | 4,844 | 3,852 | 76 | 50 | 31 |
| Fuel, ice dealers | 3 | 1 | (D) | (D) | (D) | (D) | (D) | (D) | (D) | (D) |
| Feed, farm, garden supply stores | 1 | 1 | (D) | (D) | (D) | (D) | (D) | (D) | (D) | (D) |
| Jewelry stores | 21 | 11 | 780 | 640 | 113 | 2,188 | 2,100 | 38 | 31 | 23 |
| Book, stationery stores | 17 | 15 | 1,624 | (D) | 255 | 6,098 | 5,472 | 126 | 91 | 12 |
| Other retail stores (except second-hand) | 104 | 74 | 4,761 | 4,423 | 613 | 11,721 | 9,924 | 243 | 161 | 108 |
| Second-hand stores | 13 | 7 | 225 | 163 | 20 | 360 | 306 | 8 | 5 | 12 |
| Nonstore retailers | 39 | 5 | 942 | (D) | (D) | (D) | (D) | (D) | (D) | (D) |
| BEVERLY HILLS | | | | | | | | | | |
| Retail trade, total | 649 | 507 | 144,348 | 141,126 | 22,320 | 459,142 | 440,899 | 7,088 | 6,267 | 561 |
| Food stores, total | 48 | 44 | 16,570 | (D) | 1,850 | 38,746 | 36,458 | 505 | 429 | 32 |
| Grocery stores | 19 | 19 | 13,660 | 13,660 | 1,395 | 29,077 | 27,267 | 363 | 303 | 12 |
| Meat markets, fish (seafood) markets | 5 | 5 | (D) | (D) | (D) | (D) | (D) | (D) | (D) | (D) |
| Fruit stores, vegetable markets | 5 | 3 | 148 | 108 | 7 | 125 | 110 | 3 | 2 | 5 |
| Candy, nut, confectionery stores | 7 | 5 | 333 | (D) | 45 | 1,303 | 1,256 | 25 | 22 | 6 |
| Other food stores | 12 | 12 | (D) | (D) | (D) | (D) | (D) | (D) | (D) | (D) |
| Eating, drinking places, total | 70 | 64 | 12,750 | 12,712 | 4,124 | 82,634 | 79,876 | 1,543 | 1,418 | 63 |
| Eating places | 64 | 58 | 12,431 | 12,393 | 4,047 | 80,874 | 78,411 | 1,516 | 1,399 | 59 |
| Drinking places | 6 | 6 | 319 | 319 | 77 | 1,760 | 1,465 | 27 | 19 | 4 |
| General merchandise group, total | 15 | 11 | (D) | (D) | (D) | (D) | (D) | (D) | (D) | (D) |
| General merchandise group (except variety) | 14 | 10 | (D) | (D) | (D) | (D) | (D) | (D) | (D) | (D) |
| Variety stores | 1 | 1 | (D) | (D) | (D) | (D) | (D) | (D) | (D) | (D) |
| Apparel, accessories stores, total | 158 | 152 | 26,244 | 26,102 | 4,606 | 92,417 | 88,864 | 1,483 | 1,366 | 132 |
| Shoe stores | 17 | 17 | 2,815 | 2,815 | 450 | 8,054 | 7,703 | 122 | 106 | 9 |
| Men's, boys' clothing and furnishings stores | 20 | 18 | 3,107 | 3,053 | 528 | 9,960 | 9,619 | 118 | 106 | 13 |
| Family clothing stores | 3 | 3 | (D) | (D) | (D) | (D) | (D) | (D) | (D) | (D) |
| Women's clothing, specialty stores | 66 | 66 | 15,781 | 15,749 | 2,689 | 54,273 | 52,032 | 975 | 903 | 59 |
| Ready-to-wear stores | 42 | 42 | 13,989 | 13,989 | 2,320 | 46,950 | 45,914 | 845 | 799 | 32 |
| Other clothing, specialty stores | 24 | 24 | 1,760 | 1,760 | 369 | 7,323 | 6,118 | 130 | 104 | 21 |
| Other apparel stores | 52 | 48 | (D) | (D) | (D) | (D) | (D) | (D) | (D) | (D) |

Standard Notes: (D) Withheld to avoid disclosure. (NA) Not available. n.e.c. Not elsewhere classified. XXX Not applicable. (Z) Less than \$500. ... Represents zero.
¹ Group totals may include data for establishments without payroll which could not be classified by detailed kind of business.

RETAIL TRADE—AREA STATISTICS

Table 105. RETAIL TRADE: 1954 — CITIES WITH 500 ESTABLISHMENTS OR MORE—Continued

Establishments, Sales, Payroll, and Personnel, by Kind of Business

| City and kind of business | Establishments | | Sales | | Payroll, entire year (\$1,000) | Payroll, workweek ended nearest Nov. 15 | | Paid employees, workweek ended nearest Nov. 15 | | Proprietors (unincorporated businesses only) ¹ (Number) |
|---|--------------------------------|--------------------------|---|--|-----------------------------------|---|----------------------------|--|---------------------------|---|
| | Total ¹ (Number) | With payroll (Number) | Total, all establishments ² (\$1,000) | Establishments with payroll (\$1,000) | | Total (Dollars) | Full workweek (Dollars) | Total (Number) | Full workweek (Number) | |
| BEVERLY HILLS—Con. | | | | | | | | | | |
| Furniture, home furnishings, appliance dealers, total | 44 | 34 | 9,891 | 9,735 | 1,529 | 31,368 | 31,186 | 367 | 361 | 35 |
| Furniture, home furnishings stores, antique stores | 38 | 30 | 9,144 | (D) | (D) | (D) | (D) | (D) | (D) | (D) |
| Household appliance, radio, TV stores | 6 | 4 | 747 | (D) | (D) | (D) | (D) | (D) | (D) | (D) |
| Automotive group | 18 | 16 | 26,529 | 26,503 | 2,752 | 58,733 | 58,463 | 624 | 620 | 8 |
| Gasoline service stations | 47 | 37 | 4,726 | 4,524 | 689 | 13,483 | 12,744 | 211 | 176 | 44 |
| Lumber, bldg. mats., hardware, farm equip. dealers, total | 16 | 10 | 4,849 | 4,391 | 537 | 9,333 | 9,327 | 102 | 101 | 19 |
| Farm equipment dealers | ... | ... | ... | ... | ... | ... | ... | ... | ... | ... |
| Lumber, building materials, supplies, equipment dealers | 11 | 7 | 4,133 | (D) | 418 | 6,980 | 6,974 | 75 | 74 | 14 |
| Hardware stores | 5 | 3 | 716 | (D) | 119 | 2,353 | 2,353 | 27 | 27 | 5 |
| Drug stores, proprietary stores, total | 36 | 26 | 5,220 | 5,002 | 894 | 17,494 | 15,365 | 263 | 194 | 34 |
| Drug stores | (NA) | 26 | (NA) | 5,002 | 894 | 17,494 | 15,365 | 263 | 194 | (NA) |
| Proprietary stores | (NA) | ... | (NA) | ... | ... | ... | ... | ... | ... | (NA) |
| Other retail stores, total | 152 | 104 | (D) | 13,036 | (D) | (D) | (D) | (D) | (D) | (D) |
| Liquor stores | 15 | 13 | 2,340 | 2,272 | 184 | 3,329 | 3,268 | 39 | 36 | 9 |
| Fuel, ice dealers | ... | ... | ... | (D) | (D) | (D) | (D) | (D) | (D) | (D) |
| Feed, farm, garden supply stores | 27 | 21 | 3,881 | 3,769 | 532 | 10,562 | 10,311 | 126 | 122 | 23 |
| Jewelry stores | 13 | 9 | 880 | 770 | 110 | 2,812 | 2,637 | 51 | 45 | 14 |
| Book, stationery stores | 71 | 55 | 6,115 | 5,363 | 893 | 20,125 | 19,517 | 250 | 222 | 61 |
| Other retail stores (except second-hand) | 6 | 4 | 795 | (D) | 62 | 1,099 | 882 | 21 | 11 | 7 |
| Second-hand stores | ... | ... | ... | ... | ... | ... | ... | ... | ... | ... |
| Nonstore retailers | 45 | 9 | 1,731 | 1,267 | 335 | 5,607 | 5,441 | 68 | 65 | 41 |
| BURBANK | | | | | | | | | | |
| Retail trade, total | 958 | 650 | 130,987 | 123,547 | 14,660 | 301,837 | 279,141 | 4,777 | 3,825 | 1,013 |
| Food stores, total | 112 | 84 | 40,157 | 38,897 | 3,426 | 71,484 | 65,463 | 932 | 752 | 116 |
| Grocery stores | 51 | 35 | 35,904 | 34,936 | 3,023 | 63,732 | 58,701 | 782 | 639 | 57 |
| Meat markets, fish (seafood) markets | 17 | 17 | 1,900 | 1,880 | 146 | 2,708 | 2,423 | 43 | 34 | 24 |
| Fruit stores, vegetable markets | ... | ... | ... | (D) | 31 | 763 | 8 | 8 | 8 | 6 |
| Candy, nut, confectionery stores | 4 | 4 | 197 | 197 | 22 | 413 | 379 | 12 | 8 | 2 |
| Other food stores | 35 | 25 | 1,816 | (D) | 204 | 3,868 | 3,197 | 87 | 63 | 27 |
| Eating, drinking places, total | 171 | 135 | 11,514 | 11,074 | 2,889 | 66,150 | 60,170 | 1,370 | 1,066 | 178 |
| Eating places | 143 | 107 | 9,382 | 9,382 | 2,518 | 57,619 | 52,130 | 1,215 | 932 | 151 |
| Drinking places | 28 | 28 | 1,692 | 1,692 | 371 | 8,531 | 8,040 | 155 | 134 | 27 |
| General merchandise group, total | 24 | 22 | 5,930 | (D) | 997 | 18,671 | 15,517 | 421 | 271 | 22 |
| General merchandise group (except variety) | 12 | 10 | 4,488 | (D) | 763 | 14,158 | 11,872 | 262 | 182 | 12 |
| Variety stores | 12 | 12 | 1,442 | 1,442 | 234 | 4,513 | 3,645 | 159 | 89 | 10 |
| Apparel, accessories stores, total | 76 | 60 | 5,294 | 4,910 | 561 | 10,416 | 9,353 | 222 | 160 | 83 |
| Shoe stores | 21 | 19 | 1,357 | (D) | 158 | 2,878 | 2,721 | 47 | 38 | 17 |
| Men's, boys' clothing and furnishings stores | (NA) | 6 | (NA) | (NA) | 56 | 974 | 867 | 21 | 15 | (NA) |
| Family clothing stores | (NA) | 5 | (NA) | 1,250 | 183 | 3,426 | 3,065 | 71 | 49 | (NA) |
| Women's clothing, specialty stores | 28 | 24 | 1,462 | 1,412 | 139 | 2,347 | 2,027 | 60 | 42 | 27 |
| Ready-to-wear stores | (NA) | 16 | (NA) | 1,116 | 114 | 1,862 | 1,560 | 49 | 32 | (NA) |
| Other clothing, specialty stores | (NA) | 8 | (NA) | 296 | 25 | 485 | 467 | 11 | 10 | (NA) |
| Other apparel stores | 6 | 6 | 334 | 334 | 25 | 791 | 673 | 23 | 16 | 7 |
| Furniture, home furnishings, appliance dealers, total | 78 | 60 | 7,526 | 6,930 | 843 | 15,710 | 15,232 | 212 | 193 | 81 |
| Furniture, home furnishings stores, antique stores | 45 | 37 | 4,801 | 4,477 | 578 | 10,862 | 10,522 | 141 | 128 | 47 |
| Household appliance, radio, TV stores | 33 | 23 | 2,725 | 2,453 | 265 | 4,848 | 4,710 | 71 | 65 | 34 |
| Automotive group | 61 | 49 | 26,193 | 25,983 | 2,600 | 54,703 | 53,504 | 569 | 540 | 55 |
| Gasoline service stations | 121 | 91 | 9,342 | 8,254 | 760 | 15,128 | 13,514 | 271 | 196 | 143 |
| Lumber, bldg. mats., hardware, farm equip. dealers, total | 51 | 35 | 8,445 | 7,953 | 724 | 13,183 | 12,363 | 160 | 133 | 49 |
| Farm equipment dealers | ... | ... | ... | ... | ... | ... | ... | ... | ... | ... |
| Lumber, building materials, supplies, equipment dealers | 36 | 24 | 7,157 | 6,741 | 635 | 11,557 | 10,947 | 138 | 116 | 35 |
| Hardware stores | 15 | 11 | 1,288 | 1,212 | 89 | 1,626 | 1,416 | 22 | 17 | 14 |
| Drug stores, proprietary stores, total | 25 | 19 | 4,504 | 4,258 | 610 | 10,893 | 9,575 | 211 | 150 | 27 |
| Drug stores | (NA) | 19 | (NA) | 4,258 | 610 | 10,893 | 9,575 | 211 | 150 | (NA) |
| Proprietary stores | (NA) | ... | (NA) | ... | ... | ... | ... | ... | ... | (NA) |
| Other retail stores, total | 181 | 85 | 9,335 | (D) | 775 | 15,330 | 14,284 | 255 | 212 | 202 |
| Liquor stores | 36 | 24 | 2,873 | 2,225 | 93 | 2,368 | 2,062 | 39 | 26 | 43 |
| Fuel, ice dealers | 2 | ... | (D) | (D) | (D) | (D) | (D) | (D) | (D) | (D) |
| Feed, farm, garden supply stores | 6 | 2 | 96 | (D) | (D) | (D) | (D) | (D) | (D) | (D) |
| Jewelry stores | 15 | 9 | 1,212 | 1,114 | 175 | 3,342 | 3,243 | 49 | 43 | 12 |
| Book, stationery stores | 8 | 6 | (D) | (D) | (D) | (D) | (D) | (D) | (D) | (D) |
| Other retail stores (except second-hand) | 57 | 37 | 3,274 | 2,848 | 321 | 5,968 | 5,544 | 105 | 90 | 64 |
| Second-hand stores | 19 | 7 | 623 | 425 | 61 | 1,196 | 1,146 | 20 | 19 | 24 |
| Nonstore retailers | 58 | 10 | 2,747 | 2,105 | 475 | 10,169 | 10,166 | 154 | 152 | 57 |
| COMPTON | | | | | | | | | | |
| Retail trade, total | 625 | 437 | 122,483 | 117,571 | 12,277 | 246,084 | 225,931 | 3,852 | 2,986 | 689 |
| Food stores, total | 99 | 65 | 26,931 | 25,945 | 1,663 | 35,556 | 32,098 | 569 | 422 | 115 |
| Grocery stores | 63 | 43 | 24,000 | 23,428 | 1,410 | 30,719 | 27,950 | 481 | 358 | 75 |
| Meat markets, fish (seafood) markets | 13 | 11 | 2,084 | (D) | 189 | 3,472 | 3,088 | 52 | 41 | 19 |
| Fruit stores, vegetable markets | 4 | ... | 200 | (D) | (D) | (D) | (D) | (D) | (D) | 4 |
| Candy, nut, confectionery stores | 2 | 2 | (D) | (D) | (D) | (D) | (D) | (D) | (D) | (D) |
| Other food stores | 15 | 9 | (D) | 366 | (D) | (D) | (D) | (D) | (D) | (D) |

Standard Notes: (D) Withheld to avoid disclosure. (NA) Not available. n.e.c. Not elsewhere classified. XXX Not applicable. (Z) Less than \$500. ... Represents zero.
¹ Group totals may include data for establishments without payroll which could not be classified by detailed kind of business.

Table 105. RETAIL TRADE: 1954 — CITIES WITH 500 ESTABLISHMENTS OR MORE—Continued

Establishments, Sales, Payroll, and Personnel, by Kind of Business

| City and kind of business | Establishments | | Sales | | Payroll, entire year (\$1,000) | Payroll, workweek ended nearest Nov. 15 | | Paid employees, workweek ended nearest Nov. 15 | | Proprietors (unincorporated businesses only) (Number) |
|---|--------------------------------|--------------------------|---|--|-----------------------------------|---|----------------------------|--|---------------------------|--|
| | Total ¹ (Number) | With payroll (Number) | Total, all establishments ¹ (\$1,000) | Establishments with payroll (\$1,000) | | Total (Dollars) | Full workweek (Dollars) | Total (Number) | Full workweek (Number) | |
| COMPTON—Con. | | | | | | | | | | |
| Eating, drinking places, total | 113 | 87 | 4,968 | 4,584 | 1,056 | 23,505 | 21,591 | 478 | 391 | 145 |
| Eating places | 81 | 59 | 3,295 | (D) | 801 | 18,197 | 16,535 | 372 | 297 | 97 |
| Drinking places | 30 | 28 | 1,631 | (D) | 255 | 5,308 | 5,056 | 106 | 94 | 44 |
| General merchandise group, total | 17 | 17 | 23,393 | 23,393 | 2,821 | 58,940 | 49,318 | 1,075 | 633 | 17 |
| General merchandise group (except variety) | 9 | 9 | (D) | (D) | (D) | (D) | (D) | (D) | (D) | (D) |
| Variety stores | 8 | 8 | (D) | (D) | (D) | (D) | (D) | (D) | (D) | (D) |
| Apparel, accessories stores, total | 36 | 36 | 3,742 | 3,742 | 424 | 8,259 | 7,621 | 177 | 138 | 23 |
| Shoe stores | 11 | 11 | 1,257 | 1,257 | 161 | 2,739 | 2,538 | 48 | 33 | 3 |
| Men's, boys' clothing and furnishings stores | 5 | 5 | 825 | 825 | 82 | 1,515 | 1,433 | 28 | 23 | 4 |
| Family clothing stores | 1 | 1 | (D) | (D) | (D) | (D) | (D) | (D) | (D) | (D) |
| Women's clothing, specialty stores | 13 | 13 | 1,361 | 1,361 | 152 | 3,332 | 3,002 | 83 | 65 | 10 |
| Ready-to-wear stores | 12 | 12 | (D) | (D) | (D) | (D) | (D) | (D) | (D) | (D) |
| Other clothing, specialty stores | 1 | 1 | (D) | (D) | (D) | (D) | (D) | (D) | (D) | (D) |
| Other apparel stores | 6 | 6 | (D) | (D) | (D) | (D) | (D) | (D) | (D) | (D) |
| Furniture, home furnishings, appliance dealers, total | 35 | 31 | 6,020 | 5,982 | 680 | 12,690 | 12,087 | 173 | 153 | 34 |
| Furniture, home furnishings stores, antique stores | 15 | 15 | 3,013 | 3,013 | 355 | 6,182 | 5,991 | 77 | 70 | 15 |
| Household appliance, radio, TV stores | 20 | 16 | 3,007 | 2,969 | 325 | 6,508 | 6,096 | 96 | 83 | 19 |
| Automotive group | 69 | 55 | 38,229 | 37,653 | 3,886 | 73,995 | 73,241 | 779 | 755 | 63 |
| Gasoline service stations | 74 | 56 | 5,927 | 5,511 | 590 | 12,027 | 11,091 | 209 | 180 | 77 |
| Lumber, bldg. mats., hardware, farm equip. dealers, total | 32 | 20 | 3,854 | 3,522 | 294 | 5,378 | 5,158 | 82 | 72 | 33 |
| Farm equipment dealers | ... | ... | ... | ... | ... | ... | ... | ... | ... | ... |
| Lumber, building materials, supplies, equipment dealers | 18 | 12 | 2,882 | 2,670 | 201 | 3,529 | 3,381 | 50 | 44 | 18 |
| Hardware stores | 14 | 8 | 972 | 852 | 93 | 1,849 | 1,777 | 32 | 28 | 15 |
| Drug stores, proprietary stores, total | 8 | 8 | 2,329 | 2,329 | 332 | 5,369 | 4,323 | 101 | 68 | 10 |
| Drug stores | 8 | 8 | (D) | (D) | (D) | (D) | (D) | (D) | (D) | (D) |
| Proprietary stores | ... | ... | (D) | (D) | (D) | (D) | (D) | (D) | (D) | (D) |
| Other retail stores, total | 112 | 58 | 6,372 | 4,512 | 462 | 9,175 | 8,223 | 184 | 150 | 138 |
| Liquor stores | 36 | 16 | 2,905 | 1,705 | 113 | 2,016 | 1,563 | 43 | 29 | 57 |
| Fuel, ice dealers | 1 | 1 | (D) | (D) | (D) | (D) | (D) | (D) | (D) | (D) |
| Feed, farm, garden supply stores | 12 | 6 | 664 | 492 | 29 | 552 | 499 | 10 | 8 | 12 |
| Jewelry stores | 15 | 9 | 750 | 632 | 97 | 1,859 | 1,668 | 29 | 23 | 15 |
| Book, stationery stores | 2 | 2 | (D) | (D) | (D) | (D) | (D) | (D) | (D) | (D) |
| Other retail stores (except second-hand) | 31 | 19 | 1,455 | 1,271 | 117 | 2,484 | 2,229 | 50 | 38 | 33 |
| Second-hand stores | 9 | 5 | 296 | 272 | 93 | 1,847 | 1,847 | 44 | 44 | 11 |
| Nonstore retailers | 30 | 4 | 718 | 398 | 69 | 1,190 | 1,180 | 25 | 24 | 34 |
| FRESNO | | | | | | | | | | |
| Retail trade, total | 2,052 | 1,348 | 247,518 | 230,192 | 28,995 | 573,669 | 533,719 | 9,598 | 7,929 | 2,275 |
| Food stores, total | 384 | 210 | 57,548 | 51,094 | 3,969 | 78,299 | 66,489 | 1,172 | 845 | 445 |
| Grocery stores | 252 | 130 | 46,301 | 41,127 | 2,905 | 57,321 | 47,698 | 807 | 576 | 297 |
| Meat markets, fish (seafood) markets | 56 | 42 | 6,206 | 5,686 | 470 | 8,603 | 7,423 | 136 | 88 | 60 |
| Fruit stores, vegetable markets | 22 | 2 | 431 | (D) | (D) | (D) | (D) | (D) | (D) | (D) |
| Candy, nut, confectionery stores | 6 | 4 | 337 | (D) | 43 | 701 | 685 | 17 | 16 | 6 |
| Bakery products stores | 27 | 19 | 1,126 | 1,012 | 298 | 6,898 | 6,231 | 129 | 97 | 28 |
| Other food stores | 21 | 13 | 3,147 | 2,823 | (D) | (D) | (D) | (D) | (D) | (D) |
| Eating, drinking places, total | 353 | 291 | 17,255 | 16,367 | 3,953 | 79,949 | 75,189 | 1,794 | 1,539 | 481 |
| Eating places (except refreshment stands) | 212 | 172 | 10,931 | 10,393 | 2,852 | 54,668 | 52,216 | 1,260 | 1,101 | 294 |
| Refreshment stands | 28 | 22 | 873 | 807 | 143 | 3,411 | 2,959 | 84 | 64 | 42 |
| Drinking places | 113 | 97 | 5,451 | 5,167 | 958 | 21,870 | 20,014 | 450 | 374 | 145 |
| General merchandise group, total | 62 | 46 | 22,555 | 21,977 | 3,445 | 70,878 | 64,696 | 1,603 | 1,287 | 50 |
| Department stores | 5 | 5 | 14,809 | 14,809 | 2,398 | 50,822 | 47,505 | 1,053 | 902 | ... |
| Dry goods, general merchandise stores | 21 | 15 | 1,874 | (D) | 184 | 3,764 | 3,370 | 93 | 66 | 19 |
| General stores | 7 | 5 | 419 | (D) | 16 | 251 | 164 | 7 | 4 | 7 |
| Variety stores | 29 | 21 | 5,453 | 5,297 | 847 | 16,041 | 13,657 | 450 | 315 | 24 |
| Apparel, accessories stores, total | 163 | 131 | 19,512 | 18,740 | 2,626 | 52,553 | 47,368 | 1,015 | 716 | 132 |
| Shoe stores | 32 | 28 | 3,640 | 3,550 | 496 | 8,967 | 8,203 | 155 | 114 | 15 |
| Men's, boys' clothing and furnishings stores | (NA) | 15 | (NA) | 2,799 | 433 | 9,777 | 8,459 | 151 | 100 | (NA) |
| Family clothing stores | (NA) | 14 | (NA) | 4,162 | 596 | 11,242 | 9,778 | 232 | 168 | (NA) |
| Women's clothing, specialty stores | 67 | 59 | 7,246 | 7,098 | 949 | 18,656 | 17,090 | 408 | 269 | 54 |
| Ready-to-wear stores | (NA) | 35 | (NA) | 6,119 | 822 | 16,536 | 15,166 | 362 | 233 | (NA) |
| Millinery stores | (NA) | 9 | (NA) | 361 | 64 | 1,138 | 1,038 | 27 | 22 | (NA) |
| Other clothing, specialty stores | (NA) | 5 | (NA) | 618 | 63 | 982 | 886 | 19 | 14 | (NA) |
| Other apparel stores | 21 | 15 | 1,275 | 1,131 | 152 | 3,911 | 3,838 | 69 | 65 | 21 |
| Furniture, home furnishings, appliance dealers, total | 167 | 117 | 22,462 | 21,680 | 3,333 | 63,825 | 61,670 | 867 | 790 | 185 |
| Furniture, home furnishings stores | 81 | 69 | 12,814 | 12,624 | 2,046 | 27,169 | 26,370 | 385 | 356 | 86 |
| Furniture stores | (NA) | 42 | (NA) | 8,879 | 1,456 | 25,236 | 25,049 | 324 | 310 | (NA) |
| Home furnishings stores, antique stores | (NA) | 27 | (NA) | 3,745 | 590 | 12,327 | 11,710 | 173 | 157 | (NA) |
| Household appliance, radio, TV stores | 82 | 48 | 9,648 | 9,056 | 1,287 | 26,262 | 24,911 | 370 | 323 | 97 |
| Automotive group, total | 101 | 73 | 33,570 | 32,872 | 3,629 | 67,765 | 67,291 | 752 | 737 | 98 |
| Passenger car dealers (franchised) | 17 | 17 | 22,231 | 22,231 | 2,562 | 49,595 | 49,484 | 493 | 489 | 12 |
| Passenger car dealers (nonfranchised) | 44 | 32 | 7,174 | 6,856 | 489 | 8,049 | 8,024 | 121 | 120 | 48 |
| Tire, battery, accessory dealers | 26 | 14 | 2,840 | 2,648 | 495 | 8,581 | 8,294 | 117 | 109 | 27 |
| Other automotive dealers | 14 | 10 | 1,325 | 1,137 | 83 | 1,540 | 1,489 | 21 | 19 | 11 |
| Gasoline service stations | 257 | 189 | 15,220 | 13,544 | 1,318 | 27,364 | 23,602 | 526 | 374 | 279 |

Standard Notes: (D) Withheld to avoid disclosure. (NA) Not available. n.e.c. Not elsewhere classified. XXX Not applicable. (Z) Less than \$500. ... P represents zero.
¹ Group totals may include data for establishments without payroll which could not be classified by detailed kind of business.

RETAIL TRADE—AREA STATISTICS

Table 105. RETAIL TRADE: 1954 — CITIES WITH 500 ESTABLISHMENTS OR MORE—Continued

Establishments, Sales, Payroll, and Personnel, by Kind of Business

| City and kind of business | Establishments | | Sales | | Payroll, entire year (\$1,000) | Payroll, workweek ended nearest Nov. 15 | | Paid employees, workweek ended nearest Nov. 15 | | Proprietors (unincorporated businesses only) ¹ (Number) |
|---|--------------------------------|--------------------------|---|--|-----------------------------------|---|----------------------------|--|---------------------------|---|
| | Total ¹ (Number) | With payroll (Number) | Total, all establishments ¹ (\$1,000) | Establishments with payroll (\$1,000) | | Total (Dollars) | Full workweek (Dollars) | Total (Number) | Full workweek (Number) | |
| FRESNO--Con. | | | | | | | | | | |
| Lumber, bldg. mats., hardware, farm equip. dealers, total | 75 | 59 | 19,081 | 18,707 | 2,572 | 50,758 | 49,845 | 600 | 566 | 69 |
| Farm equipment dealers | 12 | 10 | 5,616 | (D) | 939 | 17,747 | 17,670 | 192 | 187 | 6 |
| Lumber, building materials dealers | 24 | 20 | 8,961 | 8,867 | 984 | 20,044 | 19,787 | 220 | 213 | 24 |
| Plumbing, paint, electrical stores | 21 | 15 | 1,901 | (D) | 250 | 5,308 | 5,033 | 73 | 64 | 23 |
| Hardware stores | 18 | 14 | 2,603 | 2,527 | 399 | 7,659 | 7,355 | 115 | 102 | 16 |
| Drug stores, proprietary stores, total | 59 | 45 | 9,330 | 8,852 | 1,078 | 22,490 | 20,451 | 397 | 299 | 66 |
| Drug stores | (NA) | 42 | (NA) | (D) | (D) | (D) | (D) | (D) | (D) | (NA) |
| Proprietary stores | (NA) | 3 | (NA) | (D) | (D) | (D) | (D) | (D) | (D) | (NA) |
| Other retail stores, total | 336 | 176 | 26,701 | 23,465 | 2,519 | 50,431 | 47,783 | 754 | 659 | 370 |
| Liquor stores | 51 | 31 | 3,210 | 2,506 | 164 | 3,269 | 2,579 | 63 | 38 | 58 |
| Fuel, ice dealers | 13 | 9 | 806 | 760 | 96 | 2,229 | 2,060 | 34 | 31 | 8 |
| Feed, farm, garden supply stores | 26 | 16 | 9,730 | 9,438 | 576 | 11,667 | 11,667 | 117 | 117 | 22 |
| Jewelry stores | 33 | 19 | 2,728 | 2,308 | 354 | 7,477 | 6,946 | 101 | 88 | 34 |
| Book, stationery stores | 11 | 9 | 1,184 | (D) | 175 | 3,300 | 3,263 | 64 | 58 | 12 |
| Sporting goods, bicycle stores | 23 | 9 | 922 | 546 | 66 | 1,522 | 1,189 | 26 | 19 | 31 |
| Florists | 29 | 13 | 683 | 509 | 88 | 1,652 | 1,597 | 30 | 28 | 34 |
| Cigar stores, stands | 9 | 5 | 189 | 149 | 14 | 245 | 225 | 5 | 4 | 10 |
| News dealers, newsstands | 2 | 2 | (D) | (D) | (D) | (D) | (D) | (D) | (D) | (D) |
| Gift, novelty, souvenir stores | 13 | 7 | 395 | (D) | (D) | (D) | (D) | (D) | (D) | (D) |
| Music stores | 14 | 10 | 1,123 | 1,095 | 154 | 3,049 | 2,934 | 50 | 45 | 16 |
| Camera, photographic supply stores | 3 | 3 | 604 | 604 | 82 | 1,495 | 1,325 | 26 | 17 | 2 |
| Other retail stores (except second-hand) | 38 | 32 | (D) | (D) | (D) | (D) | (D) | (D) | (D) | (D) |
| Second-hand stores | 29 | 11 | 1,744 | 1,460 | 311 | 5,318 | 5,219 | 71 | 64 | 37 |
| Nonstore retailers, total | 95 | 11 | 4,284 | 2,894 | 553 | 9,357 | 9,335 | 118 | 117 | 100 |
| Mail order houses | 2 | ••• | (D) | ••• | ••• | ••• | ••• | ••• | ••• | (D) |
| Direct selling (house-to-house) organizations | 84 | 10 | 3,516 | (D) | (D) | (D) | (D) | (D) | (D) | (D) |
| Merchandise vending machine operators | 9 | 1 | (D) | (D) | (D) | (D) | (D) | (D) | (D) | (D) |
| GLENDALE | | | | | | | | | | |
| Retail trade, total | 1,212 | 860 | 194,062 | 185,818 | 22,106 | 429,616 | 397,457 | 6,983 | 5,618 | 1,193 |
| Food stores, total | 169 | 117 | 54,348 | 52,340 | 4,478 | 88,999 | 80,577 | 1,187 | 952 | 176 |
| Grocery stores | 82 | 62 | 47,169 | 46,387 | 3,481 | 69,005 | 61,753 | 869 | 677 | 75 |
| Meat markets, fish (seafood) markets | 28 | 12 | 2,180 | 1,378 | 124 | 2,205 | 1,917 | 30 | 22 | 38 |
| Fruit stores, vegetable markets | 13 | 3 | 592 | 388 | 29 | 305 | 305 | 4 | 4 | 21 |
| Candy, nut, confectionery stores | 8 | 6 | 392 | (D) | 43 | 925 | 862 | 19 | 16 | 5 |
| Other food stores | 36 | 34 | 3,863 | (D) | 801 | 16,559 | 15,740 | 265 | 233 | 33 |
| Eating, drinking places, total | 161 | 135 | 10,416 | 10,048 | 2,874 | 56,651 | 53,231 | 1,224 | 1,051 | 175 |
| Eating places | 135 | 109 | 8,614 | 8,246 | 2,363 | 47,368 | 44,677 | 1,059 | 913 | 147 |
| Drinking places | 26 | 26 | 1,802 | 1,802 | 511 | 9,283 | 8,554 | 165 | 138 | 28 |
| General merchandise group, total | 30 | 22 | 21,162 | 21,056 | 3,005 | 60,277 | 51,338 | 1,320 | 840 | 28 |
| General merchandise group (except variety) | 14 | 10 | 18,882 | 18,834 | 2,597 | 52,465 | 45,223 | 1,053 | 701 | 10 |
| Variety stores | 16 | 12 | 2,280 | 2,222 | 408 | 7,812 | 6,115 | 267 | 139 | 18 |
| Apparel, accessories stores, total | 128 | 108 | 11,894 | 11,604 | 1,473 | 28,543 | 25,407 | 552 | 404 | 90 |
| Shoe stores | 25 | 23 | 2,381 | (D) | 357 | 6,903 | 6,380 | 105 | 81 | 8 |
| Men's, boys' clothing and furnishings stores | (NA) | 17 | (NA) | 2,508 | 303 | 6,147 | 5,178 | 115 | 79 | (NA) |
| Family clothing stores | (NA) | 3 | (NA) | 831 | 114 | 1,895 | 1,685 | 39 | 26 | (NA) |
| Women's clothing, specialty stores | 58 | 50 | 5,022 | 4,918 | 596 | 11,551 | 10,269 | 258 | 189 | 44 |
| Ready-to-wear stores | (NA) | 33 | (NA) | 4,099 | 483 | 9,418 | 8,275 | 215 | 155 | (NA) |
| Other clothing, specialty stores | (NA) | 17 | (NA) | 819 | 113 | 2,133 | 1,994 | 43 | 34 | (NA) |
| Other apparel stores | 23 | 15 | 1,122 | (D) | 103 | 2,047 | 1,895 | 35 | 29 | 26 |
| Furniture, home furnishings, appliance dealers, total | 111 | 85 | 12,465 | 11,709 | 1,618 | 30,102 | 29,067 | 411 | 374 | 107 |
| Furniture, home furnishings stores, antique stores | 59 | 45 | 7,742 | 7,482 | 1,065 | 20,413 | 19,675 | 277 | 249 | 61 |
| Household appliance, radio, TV stores | 50 | 40 | 4,693 | 4,227 | 553 | 9,689 | 9,392 | 134 | 125 | 44 |
| Automotive group | 82 | 66 | 48,519 | 48,077 | 4,934 | 91,735 | 91,119 | 1,053 | 1,038 | 61 |
| Gasoline service stations | 128 | 112 | 10,043 | 9,541 | 978 | 19,724 | 17,145 | 375 | 263 | 128 |
| Lumber, bldg. mats., hardware, farm equip. dealers, total | 56 | 36 | 7,488 | 7,016 | 962 | 18,286 | 17,944 | 228 | 211 | 59 |
| Farm equipment dealers | ••• | ••• | ••• | ••• | ••• | ••• | ••• | ••• | ••• | ••• |
| Lumber, building materials, supplies, equipment dealers | 40 | 22 | 6,055 | (D) | 760 | 14,886 | 14,732 | 169 | 163 | 45 |
| Hardware stores | 16 | 14 | 1,433 | (D) | 202 | 3,400 | 3,212 | 59 | 48 | 14 |
| Drug stores, proprietary stores, total | 44 | 34 | 5,824 | 5,624 | 768 | 13,689 | 11,342 | 238 | 158 | 43 |
| Drug stores | (NA) | 34 | (NA) | (D) | (D) | (D) | (D) | (D) | (D) | (NA) |
| Proprietary stores | (NA) | ••• | (NA) | (D) | (D) | (D) | (D) | (D) | (D) | (NA) |
| Other retail stores, total | 224 | 128 | 10,293 | 7,841 | 833 | 18,105 | 16,823 | 320 | 253 | 245 |
| Liquor stores | 42 | 22 | 3,916 | 2,778 | 142 | 2,594 | 2,405 | 39 | 31 | 51 |
| Fuel, ice dealers | 1 | 1 | (D) | (D) | (D) | (D) | (D) | (D) | (D) | (D) |
| Feed, farm, garden supply stores | 5 | 5 | 254 | 254 | 30 | 747 | 716 | 13 | 11 | 4 |
| Jewelry stores | 22 | 14 | 1,025 | 905 | 156 | 3,237 | 3,131 | 41 | 36 | 21 |
| Book, stationery stores | 16 | 10 | 780 | 614 | 105 | 2,179 | 2,055 | 33 | 27 | 19 |
| Other retail stores (except second-hand) | 101 | 65 | (D) | (D) | (D) | (D) | (D) | (D) | (D) | (D) |
| Second-hand stores | 17 | 11 | 508 | 416 | 48 | 976 | 953 | 17 | 15 | 22 |
| Nonstore retailers | 79 | 17 | 1,610 | 962 | 183 | 3,505 | 3,464 | 75 | 74 | 81 |
| HUNTINGTON PARK | | | | | | | | | | |
| Retail trade, total | 617 | 423 | 100,166 | 95,916 | 11,522 | 219,973 | 207,167 | 3,725 | 3,054 | 607 |
| Food stores, total | 66 | 40 | 12,168 | 11,440 | 959 | 20,051 | 19,037 | 310 | 277 | 68 |
| Grocery stores | 32 | 18 | 9,969 | 9,511 | 789 | 15,689 | 14,903 | 230 | 205 | 35 |
| Meat markets, fish (seafood) markets | 16 | 8 | 1,478 | 1,274 | 79 | 1,932 | 1,836 | 27 | 24 | 17 |
| Fruit stores, vegetable markets | 2 | ••• | (D) | ••• | ••• | ••• | ••• | ••• | ••• | (D) |

Standard Notes; (D) Withheld to avoid disclosure. (NA) Not available. n.e.c. Not elsewhere classified. XXX Not applicable. (Z) Less than \$500. ... Represents zero.
¹ Group totals may include data for establishments without payroll which could not be classified by detailed kind of business.

Table 105. RETAIL TRADE: 1954 — CITIES WITH 500 ESTABLISHMENTS OR MORE—Continued

Establishments, Sales, Payroll, and Personnel, by Kind of Business

| City and kind of business | Establishments | | Sales | | Payroll, entire year (\$1,000) | Payroll, workweek ended nearest Nov. 15 | | Paid employees, workweek ended nearest Nov. 15 | | Proprietors (unincorporated businesses only) (Number) |
|--|--------------------------------|--------------------------|---|--|-----------------------------------|---|----------------------------|--|---------------------------|--|
| | Total ¹ (Number) | With payroll (Number) | Total, all establishments ¹ (\$1,000) | Establishments with payroll (\$1,000) | | Total (Dollars) | Full workweek (Dollars) | Total (Number) | Full workweek (Number) | |
| HUNTINGTON PARK--Con. | | | | | | | | | | |
| Food Stores--Con. | | | | | | | | | | |
| Candy, nut, confectionery stores..... | 4 | 4 | (D) | (D) | (D) | (D) | (D) | (D) | (D) | (D) |
| Other food stores..... | 12 | 10 | (D) | (D) | (D) | (D) | (D) | (D) | (D) | (D) |
| Eating, drinking places, total..... | 123 | 79 | 5,995 | 5,229 | 1,240 | 24,531 | 23,341 | 499 | 442 | 143 |
| Eating places..... | 101 | 57 | 4,707 | 3,955 | 915 | 17,695 | 16,799 | 380 | 335 | 112 |
| Drinking places..... | 22 | 22 | 1,288 | 1,274 | 325 | 6,836 | 6,542 | 119 | 107 | 31 |
| General merchandise group, total..... | 18 | 16 | 9,426 | (D) | 1,463 | 25,823 | 22,414 | 704 | 466 | 12 |
| General merchandise group (except variety)..... | 11 | 11 | 6,880 | 6,880 | 995 | 16,754 | 14,684 | 430 | 303 | 9 |
| Variety stores..... | 7 | 5 | 2,546 | (D) | 468 | 9,069 | 7,730 | 274 | 163 | 3 |
| Apparel, accessories stores, total..... | 101 | 89 | 13,367 | 13,167 | 1,663 | 31,129 | 27,502 | 668 | 467 | 72 |
| Shoe stores..... | 24 | 24 | 3,358 | 3,358 | 475 | 9,170 | 8,247 | 161 | 104 | 9 |
| Men's, boys' clothing and furnishings stores..... | (NA) | 12 | (NA) | 1,808 | 254 | 5,023 | 4,122 | 95 | 61 | (NA) |
| Family clothing stores..... | (NA) | 6 | (NA) | 2,338 | 262 | 4,652 | 4,226 | 104 | 80 | (NA) |
| Women's clothing, specialty stores..... | 41 | 41 | 5,164 | 5,164 | 597 | 10,891 | 9,787 | 272 | 199 | 27 |
| Ready-to-wear stores..... | 30 | 30 | 4,695 | 4,695 | 519 | 9,506 | 8,654 | 240 | 179 | 23 |
| Other clothing, specialty stores..... | 11 | 11 | 469 | 469 | 78 | 1,385 | 1,133 | 32 | 20 | 4 |
| Other apparel stores..... | 10 | 6 | 547 | 499 | 75 | 1,393 | 1,120 | 36 | 23 | 11 |
| Furniture, home furnishings, appliance dealers, total..... | 40 | 36 | 7,416 | 7,276 | 975 | 19,894 | 19,529 | 247 | 235 | 41 |
| Furniture, home furnishings stores, antique stores..... | 20 | 20 | 5,194 | 5,194 | 755 | 15,171 | 15,048 | 170 | 163 | 24 |
| Household appliance, radio, TV stores..... | 20 | 16 | 2,222 | 2,082 | 220 | 4,723 | 4,481 | 77 | 72 | 17 |
| Automotive group..... | 30 | 22 | 35,120 | 34,878 | 3,400 | 62,555 | 62,006 | 688 | 672 | 22 |
| Gasoline service stations..... | 59 | 45 | 3,764 | 3,378 | 351 | 7,453 | 6,867 | 124 | 100 | 63 |
| Lumber, bldg. mads., hardware, farm equip. dealers, total..... | 19 | 13 | 2,063 | 1,849 | 279 | 4,898 | 4,682 | 67 | 60 | 21 |
| Farm equipment dealers..... | *** | *** | *** | *** | *** | *** | *** | *** | *** | *** |
| Lumber, building materials, supplies, equipment dealers..... | 12 | 10 | 1,157 | (D) | 162 | 3,021 | 2,966 | 41 | 40 | 13 |
| Hardware stores..... | 7 | 3 | 906 | (D) | 117 | 1,877 | 1,716 | 26 | 20 | 8 |
| Drug stores, proprietary stores, total..... | 18 | 14 | 5,036 | 4,824 | 644 | 12,920 | 11,844 | 233 | 185 | 13 |
| Drug stores..... | (NA) | 12 | (NA) | (D) | (D) | (D) | (D) | (D) | (D) | (NA) |
| Proprietary stores..... | (NA) | 2 | (NA) | (D) | (D) | (D) | (D) | (D) | (D) | (NA) |
| Other retail stores, total..... | 108 | 68 | 5,409 | 4,489 | (D) | (D) | (D) | (D) | (D) | (D) |
| Liquor stores..... | 18 | 12 | 1,408 | 1,054 | 60 | 1,259 | 1,172 | 21 | 17 | 20 |
| Fuel, ice dealers..... | 2 | *** | (D) | (D) | *** | *** | *** | *** | *** | (D) |
| Feed, farm, garden supply stores..... | 1 | 1 | (D) | (D) | (D) | (D) | (D) | (D) | (D) | (D) |
| Jewelry stores..... | 23 | 15 | 1,609 | 1,405 | 237 | 4,769 | 4,656 | 69 | 64 | 23 |
| Book, stationery stores..... | 8 | 8 | 405 | 405 | 38 | 827 | 778 | 16 | 14 | 9 |
| Other retail stores (except second-hand)..... | 44 | 32 | 1,858 | (D) | 209 | 3,775 | 3,339 | 76 | 55 | 48 |
| Second-hand stores..... | 4 | *** | 32 | *** | *** | *** | *** | *** | *** | 4 |
| Nonstore retailers..... | 35 | 1 | 402 | (D) | (D) | (D) | (D) | (D) | (D) | (D) |
| INGLEWOOD | | | | | | | | | | |
| Retail trade, total..... | 791 | 547 | 124,430 | 118,014 | 14,453 | 283,740 | 260,298 | 4,529 | 3,496 | 801 |
| Food stores, total..... | 88 | 64 | 25,422 | 24,614 | 2,340 | 45,538 | 41,674 | 628 | 494 | 82 |
| Grocery stores..... | 45 | 29 | 21,139 | 20,425 | 1,715 | 33,600 | 30,155 | 464 | 351 | 43 |
| Meat markets, fish (seafood) markets..... | 12 | 12 | 1,403 | 1,403 | 143 | 3,002 | 2,945 | 36 | 32 | 13 |
| Fruit stores, vegetable markets..... | 3 | 3 | 709 | 709 | 78 | 1,207 | 1,125 | 14 | 12 | 7 |
| Candy, nut, confectionery stores..... | 5 | 3 | (D) | (D) | (D) | (D) | (D) | (D) | (D) | (D) |
| Other food stores..... | 21 | 17 | (D) | (D) | (D) | (D) | (D) | (D) | (D) | (D) |
| Eating, drinking places, total..... | 142 | 108 | 7,433 | 6,713 | 1,580 | 33,544 | 31,121 | 707 | 603 | 179 |
| Eating places..... | 109 | 77 | 5,255 | (D) | 1,149 | 23,507 | 21,836 | 514 | 435 | 142 |
| Drinking places..... | 33 | 31 | 2,178 | (D) | 431 | 10,037 | 9,285 | 193 | 168 | 37 |
| General merchandise group, total..... | 21 | 19 | 22,323 | (D) | 2,715 | 56,798 | 48,248 | 1,055 | 644 | 16 |
| General merchandise group (except variety)..... | 9 | 7 | (D) | (D) | (D) | (D) | (D) | (D) | (D) | (D) |
| Variety stores..... | 12 | 12 | (D) | (D) | (D) | (D) | (D) | (D) | (D) | (D) |
| Apparel, accessories stores, total..... | 78 | 64 | 11,181 | 10,959 | 1,239 | 25,765 | 22,465 | 510 | 348 | 60 |
| Shoe stores..... | 18 | 18 | 2,921 | 2,921 | 389 | 7,559 | 6,560 | 126 | 81 | 9 |
| Men's, boys' clothing and furnishings stores..... | 12 | 12 | 2,217 | 2,217 | 202 | 4,523 | 4,039 | 71 | 53 | 5 |
| Family clothing stores..... | 4 | 4 | 2,258 | 2,258 | 273 | 6,815 | 5,465 | 144 | 89 | 1 |
| Women's clothing, specialty stores..... | 33 | 23 | 3,192 | (D) | 317 | 5,852 | 5,275 | 145 | 108 | 31 |
| Ready-to-wear stores..... | (NA) | 17 | (NA) | 2,604 | 262 | 4,532 | 4,065 | 116 | 85 | (NA) |
| Other clothing, specialty stores..... | (NA) | 6 | (NA) | (D) | 55 | 1,320 | 1,210 | 29 | 23 | (NA) |
| Other apparel stores..... | 9 | 7 | 553 | (D) | 58 | 1,216 | 1,126 | 24 | 17 | 10 |
| Furniture, home furnishings, appliance dealers, total..... | 66 | 52 | 7,243 | 6,987 | 925 | 17,773 | 17,412 | 221 | 209 | 65 |
| Furniture, home furnishings stores, antique stores..... | 38 | 34 | 4,689 | 4,601 | 612 | 12,522 | 12,307 | 149 | 143 | 34 |
| Household appliance, radio, TV stores..... | 28 | 18 | 2,554 | 2,386 | 313 | 5,251 | 5,105 | 72 | 66 | 31 |
| Automotive group..... | 51 | 31 | 23,163 | 22,379 | 2,546 | 45,260 | 44,877 | 463 | 451 | 41 |
| Gasoline service stations..... | 88 | 70 | 7,834 | 7,218 | 732 | 15,462 | 13,869 | 279 | 208 | 88 |
| Lumber, bldg. mads., hardware, farm equip. dealers, total..... | 37 | 29 | 3,489 | 3,303 | 437 | 8,683 | 8,501 | 124 | 109 | 38 |
| Farm equipment dealers..... | 3 | 1 | (D) | (D) | (D) | (D) | (D) | (D) | (D) | (D) |
| Lumber, building materials, supplies, equipment dealers..... | 28 | 22 | 2,904 | 2,728 | 319 | 6,434 | 6,296 | 92 | 79 | 26 |
| Hardware stores..... | 6 | 6 | (D) | (D) | (D) | (D) | (D) | (D) | (D) | (D) |
| Drug stores, proprietary stores, total..... | 21 | 19 | 4,165 | (D) | 547 | 10,036 | 8,600 | 184 | 124 | 22 |
| Drug stores..... | (NA) | 19 | (NA) | (D) | 547 | 10,036 | 8,600 | 184 | 124 | (NA) |
| Proprietary stores..... | (NA) | *** | (NA) | *** | *** | *** | *** | *** | *** | (NA) |

Standard Notes: (D) Withheld to avoid disclosure. (NA) Not available. n.e.c. Not elsewhere classified. XXX Not applicable. (Z) Less than \$500. ... Represents zero.
¹ Group totals may include data for establishments without payroll which could not be classified by detailed kind of business.

RETAIL TRADE—AREA STATISTICS

Table 105. RETAIL TRADE: 1954 — CITIES WITH 500 ESTABLISHMENTS OR MORE—Continued

Establishments, Sales, Payroll, and Personnel, by Kind of Business

| City and kind of business | Establishments | | Sales | | Payroll, entire year (\$1,000) | Payroll, workweek ended nearest Nov. 15 | | Paid employees, workweek ended nearest Nov. 15 | | Proprietors (un- incorporated businesses only) ¹ (Number) |
|---|--------------------------------|-----------------------------|---|--|-----------------------------------|--|-------------------------------|--|------------------------------|--|
| | Total ¹ (Number) | With payroll (Number) | Total, all establish- ments ¹ (\$1,000) | Establish- ments with payroll (\$1,000) | | Total (Dollars) | Full workweek (Dollars) | Total (Number) | Full workweek (Number) | |
| INGLEWOOD—Con. | | | | | | | | | | |
| Other retail stores, total | 151 | 85 | 8,404 | 6,450 | 748 | 15,128 | 13,867 | 251 | 201 | 158 |
| Liquor stores | 41 | 23 | 3,587 | 2,727 | 149 | 2,877 | 2,403 | 49 | 32 | 44 |
| Fuel, ice dealers | 6 | ... | 52 | ... | ... | ... | ... | ... | ... | 6 |
| Feed, farm, garden supply stores | 6 | 2 | 379 | (D) | (D) | (D) | (D) | (D) | (D) | (D) |
| Jewelry stores | 19 | 13 | 1,068 | 918 | 165 | 3,155 | 3,046 | 31 | 27 | 17 |
| Book, stationery stores | 4 | 4 | 619 | 619 | 95 | 2,070 | 1,899 | 34 | 25 | 4 |
| Other retail stores (except second-hand) | 59 | 37 | 2,407 | (D) | (D) | (D) | (D) | (D) | (D) | (D) |
| Second-hand stores | 6 | 6 | 200 | 200 | 93 | 1,791 | 1,758 | 47 | 44 | 5 |
| Nonstore retailers | 48 | 6 | 3,773 | 3,031 | 644 | 9,753 | 9,664 | 107 | 105 | 52 |
| LONG BEACH | | | | | | | | | | |
| Retail trade, total | 3,222 | 2,328 | 483,542 | 463,332 | 60,163 | 1,186,054 | 1,111,968 | 19,451 | 16,240 | 3,411 |
| Food stores, total | 483 | 305 | 103,582 | 98,054 | 8,794 | 175,432 | 161,856 | 2,214 | 1,801 | 496 |
| Grocery stores | 286 | 194 | 93,131 | 89,129 | 7,795 | 155,094 | 143,639 | 1,834 | 1,500 | 289 |
| Meat markets, fish (seafood) markets | 68 | 34 | 5,160 | 4,504 | 384 | 7,470 | 6,603 | 104 | 82 | 82 |
| Fruit stores, vegetable markets | 18 | 6 | 466 | 294 | 26 | 568 | 479 | 12 | 7 | 20 |
| Candy, nut, confectionery stores | 23 | 13 | 747 | 663 | 105 | 1,906 | 1,666 | 47 | 35 | 20 |
| Bakery products stores | 45 | 31 | 1,839 | 1,603 | 346 | 6,852 | 6,482 | 149 | 127 | 42 |
| Other food stores | 41 | 27 | 2,201 | 1,861 | 138 | 3,542 | 2,987 | 68 | 50 | 39 |
| Eating, drinking places, total | 697 | 607 | 39,864 | 38,432 | 10,528 | 213,314 | 198,809 | 4,284 | 3,678 | 840 |
| Eating places (except refreshment stands) | 432 | 362 | 27,156 | 26,074 | 7,598 | 152,191 | 141,732 | 3,148 | 2,704 | 501 |
| Refreshment stands | 44 | 32 | 1,171 | 971 | 169 | 3,138 | 2,639 | 80 | 58 | 50 |
| Drinking places | 221 | 213 | 11,537 | 11,387 | 2,761 | 57,985 | 54,438 | 1,056 | 916 | 289 |
| General merchandise group, total | 90 | 64 | 66,825 | 66,261 | 10,076 | 201,755 | 181,427 | 4,303 | 3,257 | 76 |
| Department stores | 7 | 7 | 56,434 | 56,434 | 8,522 | 169,702 | 155,889 | 3,358 | 2,691 | ... |
| Dry goods, general merchandise stores | 33 | 17 | (D) | (D) | (D) | (D) | (D) | (D) | (D) | (D) |
| General stores | 1 | 1 | (D) | (D) | (D) | (D) | (D) | (D) | (D) | (D) |
| Variety stores | 47 | 39 | 7,605 | 7,447 | 1,273 | 26,896 | 20,610 | 824 | 460 | 38 |
| Apparel, accessories stores, total | 284 | 230 | 30,764 | 29,966 | 4,191 | 80,341 | 74,044 | 1,511 | 1,221 | 238 |
| Shoe stores | 55 | 45 | 6,236 | 6,032 | 864 | 16,707 | 14,617 | 272 | 194 | 32 |
| Men's, boys' clothing and furnishings stores | (NA) | 41 | (D) | (D) | 819 | 14,416 | 13,642 | 256 | 214 | (NA) |
| Family clothing stores | (NA) | 11 | (NA) | 2,720 | 501 | 9,729 | 9,400 | 150 | 128 | (NA) |
| Women's clothing, specialty stores | 120 | 106 | 13,188 | 13,108 | 1,701 | 32,944 | 30,834 | 722 | 600 | 108 |
| Ready-to-wear stores | (NA) | 82 | (NA) | 11,350 | 1,488 | 28,579 | 26,890 | 621 | 519 | (NA) |
| Millinery stores | (NA) | 10 | (NA) | 599 | 95 | 1,600 | 1,439 | 39 | 33 | (NA) |
| Other clothing, specialty stores | (NA) | 14 | (NA) | 1,159 | 118 | 2,765 | 2,505 | 62 | 48 | (NA) |
| Other apparel stores | 39 | 27 | 1,774 | (D) | 306 | 6,545 | 5,551 | 111 | 85 | 37 |
| Furniture, home furnishings, appliance dealers, total | 245 | 197 | 31,261 | 30,253 | 3,891 | 77,799 | 75,770 | 1,053 | 980 | 254 |
| Furniture, home furnishings stores | 138 | 112 | 21,752 | 21,060 | 2,530 | 50,656 | 49,348 | 668 | 626 | 145 |
| Furniture stores | (NA) | 66 | (NA) | 17,823 | 2,052 | 40,596 | 39,938 | 501 | 471 | (NA) |
| Home furnishings stores, antique stores | (NA) | 46 | (NA) | 3,237 | 478 | 10,060 | 9,410 | 167 | 155 | (NA) |
| Household appliance, radio, TV stores | 105 | 85 | 9,409 | 9,193 | 1,361 | 27,143 | 26,422 | 385 | 354 | 107 |
| Automotive group, total | 175 | 135 | 91,515 | 90,225 | 9,272 | 180,214 | 178,867 | 1,779 | 1,735 | 173 |
| Passenger car dealers (franchised) | 27 | 27 | 64,147 | 64,147 | 7,214 | 139,716 | 139,401 | 1,277 | 1,271 | 9 |
| Passenger car dealers (nonfranchised) | 82 | 60 | 18,081 | 17,209 | 946 | 18,059 | 17,597 | 227 | 209 | 87 |
| Tire, battery, accessory dealers | 41 | 31 | 6,205 | 5,955 | 924 | 18,556 | 18,178 | 219 | 205 | 47 |
| Other automotive dealers | 21 | 17 | 3,028 | 2,914 | 188 | 3,883 | 3,691 | 56 | 50 | 26 |
| Gasoline service stations | 332 | 264 | 33,148 | 31,122 | 3,683 | 66,955 | 62,339 | 1,223 | 1,004 | 342 |
| Lumber, bldg. mats., hardware, farm equip. dealers, total | 115 | 89 | 31,397 | 30,289 | 3,329 | 63,274 | 62,159 | 833 | 764 | 124 |
| Farm equipment dealers | ... | ... | ... | ... | ... | ... | ... | ... | ... | ... |
| Lumber, building materials dealers | 36 | 26 | 22,575 | 21,823 | 2,243 | 41,978 | 41,048 | 497 | 490 | 37 |
| Plumbing, paint, electrical stores | 44 | 34 | 3,624 | 3,392 | 413 | 8,144 | 7,830 | 121 | 102 | 45 |
| Hardware stores | 35 | 29 | 5,198 | 5,074 | 673 | 13,782 | 13,281 | 215 | 172 | 42 |
| Drug stores, proprietary stores, total | 74 | 66 | 13,568 | 13,346 | 1,693 | 32,362 | 27,685 | 615 | 437 | 81 |
| Drug stores | (NA) | 63 | (NA) | 13,205 | 1,671 | 31,857 | 27,218 | 601 | 426 | (NA) |
| Proprietary stores | (NA) | 3 | (NA) | 141 | 22 | 505 | 467 | 14 | 11 | (NA) |
| Other retail stores, total | 560 | 348 | 33,546 | 29,324 | 3,484 | 70,613 | 65,259 | 1,319 | 1,055 | 619 |
| Liquor stores | 154 | 112 | 12,848 | 10,918 | 586 | 12,117 | 10,272 | 236 | 163 | 197 |
| Fuel, ice dealers | 16 | 2 | 183 | (D) | (D) | (D) | (D) | (D) | (D) | (D) |
| Feed, farm, garden supply stores | 19 | 11 | 932 | 830 | 96 | 1,666 | 1,391 | 30 | 20 | 21 |
| Jewelry stores | 72 | 42 | 5,907 | 5,487 | 820 | 17,310 | 16,507 | 233 | 205 | 68 |
| Book, stationery stores | 24 | 18 | 2,136 | 2,052 | 389 | 7,151 | 6,812 | 138 | 111 | 20 |
| Sporting goods, bicycle stores | 25 | 19 | 1,523 | 1,463 | 182 | 3,198 | 2,644 | 60 | 41 | 34 |
| Florists | 35 | 21 | 805 | 609 | 87 | 2,050 | 1,833 | 52 | 36 | 38 |
| Cigar stores, stands | 7 | 1 | 118 | (D) | (D) | (D) | (D) | (D) | (D) | (D) |
| News dealers, newstands | 13 | 3 | 283 | (D) | (D) | (D) | (D) | (D) | (D) | (D) |
| Gift, novelty, souvenir stores | 27 | 19 | 895 | 799 | 82 | 1,854 | 1,728 | 54 | 49 | 30 |
| Music stores | 16 | 14 | 1,435 | (D) | 216 | 5,703 | 5,353 | 90 | 78 | 13 |
| Camera, photographic supply stores | 10 | 10 | 1,224 | 1,224 | 148 | 2,709 | 2,540 | 46 | 35 | 13 |
| Other retail stores (except second-hand) | 53 | 51 | 2,662 | (D) | 429 | 8,254 | 7,673 | 189 | 132 | 50 |
| Second-hand stores | 37 | 25 | 1,755 | 1,653 | 429 | 8,167 | 8,100 | 181 | 176 | 35 |
| Nonstore retailers, total | 167 | 23 | 8,072 | 6,060 | 1,222 | 23,995 | 23,753 | 317 | 308 | 168 |
| Mail order houses | ... | ... | ... | ... | ... | ... | ... | ... | ... | ... |
| Direct selling (house-to-house) organizations | 156 | 18 | 6,040 | 4,120 | 1,050 | 20,860 | 20,618 | 276 | 267 | 157 |
| Merchandise vending machine operators | 11 | 5 | 2,032 | 1,940 | 172 | 3,135 | 3,135 | 41 | 41 | 11 |
| LOS ANGELES | | | | | | | | | | |
| Retail trade, total | 21,958 | 14,428 | 3,056,152 | 2,890,575 | 393,055 | 7,460,336 | 6,947,733 | 126,092 | 106,251 | 23,291 |
| Food Stores | | | | | | | | | | |
| Total | 3,637 | 2,219 | 666,196 | 620,028 | 57,946 | 1,147,573 | 1,030,900 | 15,663 | 12,581 | 4,038 |
| Grocery stores | 2,012 | 1,224 | 553,257 | 522,949 | 45,041 | 904,949 | 803,143 | 11,774 | 9,282 | 2,231 |
| Meat markets | 483 | 285 | 43,081 | 36,569 | 3,244 | 62,682 | 58,188 | 810 | 667 | 584 |

Standard Notes: (D) Withheld to avoid disclosure. (NA) Not available. n.e.c. Not elsewhere classified. XXXX Not applicable. (Z) Less than \$500. ... Represents zero.
¹ Group totals may include data for establishments without payroll which could not be classified by detailed kind of business.

Table 105. RETAIL TRADE: 1954 — CITIES WITH 500 ESTABLISHMENTS OR MORE—Continued

Establishments, Sales, Payroll, and Personnel, by Kind of Business

| City and kind of business | Establishments | | Sales | | Payroll, entire year (\$1,000) | Payroll, workweek ended nearest Nov. 15 | | Paid employees, workweek ended nearest Nov. 15 | | Proprietors (unincorporated businesses only) ¹ (Number) |
|--|--------------------------------|--------------------------|---|--|-----------------------------------|---|----------------------------|--|---------------------------|---|
| | Total ¹ (Number) | With payroll (Number) | Total, all establishments ¹ (\$1,000) | Establishments with payroll (\$1,000) | | Total (Dollars) | Full workweek (Dollars) | Total (Number) | Full workweek (Number) | |
| LOS ANGELES—Con. | | | | | | | | | | |
| Food Stores—Con. | | | | | | | | | | |
| Fish (seafood) markets..... | 51 | 19 | 2,306 | 1,480 | 142 | 2,923 | 2,762 | 41 | 34 | 55 |
| Fruit stores, vegetable markets..... | 247 | 95 | 13,082 | 10,318 | 1,312 | 23,590 | 22,109 | 369 | 295 | 326 |
| Candy, nut, confectionery stores..... | 128 | 102 | 5,856 | 5,366 | 830 | 16,406 | 14,632 | 358 | 272 | 76 |
| Bakery products stores..... | 350 | 278 | 17,521 | 16,433 | 3,255 | 64,682 | 60,657 | 1,195 | 1,041 | 305 |
| Bakeries, with baking on premises..... | (NA) | 160 | (NA) | 8,652 | 2,407 | 46,107 | 42,327 | 833 | 692 | (NA) |
| Bakeries, without baking on premises..... | (NA) | 118 | (NA) | 7,781 | 848 | 18,575 | 18,330 | 362 | 349 | (NA) |
| Delicatessen stores..... | 117 | 85 | 11,890 | 11,090 | 1,619 | 28,668 | 27,712 | 500 | 455 | 156 |
| Food stores, n.e.c..... | 213 | 131 | 18,247 | 15,823 | 2,503 | 43,673 | 41,697 | 616 | 535 | 241 |
| Eating, Drinking Places | | | | | | | | | | |
| Total..... | 4,448 | 3,422 | 263,001 | 247,973 | 66,775 | 1,334,332 | 1,236,413 | 28,111 | 23,603 | 5,074 |
| Eating places (except refreshment stands)..... | 3,055 | 2,235 | 198,791 | 186,935 | 52,373 | 1,034,963 | 968,776 | 21,961 | 18,842 | 3,462 |
| Restaurants, cafeterias..... | (NA) | 2,175 | (NA) | 181,462 | 50,642 | 1,002,152 | 939,225 | 21,185 | 18,300 | (NA) |
| Caterers..... | (NA) | 32 | (NA) | 3,660 | 1,113 | 22,412 | 19,694 | 528 | 336 | (NA) |
| In-plant food contractors..... | (NA) | 28 | (NA) | 1,813 | 618 | 10,399 | 9,857 | 248 | 206 | (NA) |
| Refreshment stands..... | 287 | 183 | 10,263 | 8,801 | 1,511 | 31,404 | 21,354 | 901 | 466 | 307 |
| Drinking places..... | 1,102 | 1,004 | 53,901 | 52,237 | 12,891 | 267,965 | 246,283 | 5,249 | 4,295 | 1,299 |
| General Merchandise Group | | | | | | | | | | |
| Total..... | 594 | 410 | 384,959 | 381,919 | 60,042 | 1,028,992 | 936,046 | 24,306 | 19,703 | 511 |
| Department stores..... | 25 | 25 | 310,781 | 310,781 | 49,120 | 816,649 | 751,958 | 18,962 | 16,178 | ... |
| Dry goods, general merchandise stores..... | 287 | 189 | 36,329 | 34,815 | 4,684 | 91,095 | 82,867 | 1,771 | 1,348 | 282 |
| General stores..... | 17 | 7 | 1,098 | 800 | 44 | 878 | 802 | 16 | 12 | 20 |
| Variety stores..... | 265 | 189 | 36,723 | 35,523 | 6,194 | 120,370 | 100,419 | 3,557 | 2,165 | 207 |
| Apparel, Accessories Stores | | | | | | | | | | |
| Total..... | 1,762 | 1,382 | 210,820 | 204,486 | 31,523 | 558,459 | 513,037 | 10,908 | 8,883 | 1,585 |
| Shoe stores..... | 332 | 296 | 32,028 | 32,028 | 4,727 | 86,953 | 79,651 | 1,413 | 1,019 | 182 |
| Men's shoe stores..... | (NA) | 43 | (NA) | 3,062 | 411 | 7,509 | 7,015 | 113 | 91 | (NA) |
| Women's shoe stores..... | (NA) | 50 | (NA) | 11,409 | 1,696 | 32,030 | 30,165 | 532 | 390 | (NA) |
| Children's, juveniles' shoe stores..... | (NA) | 19 | (NA) | 991 | 143 | 2,612 | 2,012 | 58 | 28 | (NA) |
| Family shoe stores..... | (NA) | 184 | (NA) | 16,566 | 2,477 | 44,802 | 40,459 | 710 | 510 | (NA) |
| Men's, boys' clothing and furnishings stores..... | (NA) | 264 | (NA) | 47,170 | 7,043 | 126,566 | 118,419 | 2,089 | 1,684 | (NA) |
| Men's, boys' clothing stores..... | (NA) | 204 | (NA) | 41,829 | 6,429 | 114,720 | 107,666 | 1,896 | 1,526 | (NA) |
| Men's, boys' furnishings stores..... | (NA) | 60 | (NA) | 5,341 | 614 | 11,846 | 10,753 | 193 | 158 | (NA) |
| Family clothing stores..... | (NA) | 80 | (NA) | 31,245 | 4,185 | 79,955 | 67,421 | 1,679 | 1,192 | (NA) |
| Women's clothing, specialty stores..... | 645 | 505 | 82,716 | 80,300 | 13,063 | 216,245 | 201,911 | 4,907 | 4,291 | 622 |
| Ready-to-wear stores..... | (NA) | 395 | (NA) | 73,557 | 12,109 | 198,635 | 185,946 | 4,528 | 3,978 | (NA) |
| Millinery stores..... | (NA) | 36 | (NA) | 2,605 | 446 | 8,413 | 7,747 | 175 | 155 | (NA) |
| Clothing, specialty stores, n.e.c..... | (NA) | 74 | (NA) | 4,138 | 508 | 9,197 | 8,218 | 204 | 158 | (NA) |
| Children's, infants' wear stores..... | 115 | 83 | 6,076 | 5,320 | 392 | 8,583 | 7,401 | 228 | 164 | 134 |
| Apparel stores, n.e.c..... | 216 | 154 | 8,903 | 8,423 | 2,113 | 40,157 | 38,234 | 592 | 533 | 219 |
| Furniture, Home Furnishings, Appliance Dealers | | | | | | | | | | |
| Total..... | 1,576 | 1,120 | 216,809 | 206,045 | 27,919 | 553,630 | 535,552 | 7,340 | 6,791 | 1,677 |
| Furniture, home furnishings stores..... | 990 | 728 | 147,138 | 140,338 | 20,533 | 417,027 | 406,333 | 5,443 | 5,125 | 1,065 |
| Furniture stores..... | (NA) | 413 | (NA) | 102,503 | 14,027 | 285,754 | 279,618 | 3,660 | 3,461 | (NA) |
| Floor covering stores..... | (NA) | 99 | (NA) | 20,561 | 3,673 | 70,246 | 68,056 | 824 | 781 | (NA) |
| Home furnishings stores, n.e.c., antique stores..... | (NA) | 216 | (NA) | 17,274 | 2,833 | 61,027 | 58,659 | 959 | 883 | (NA) |
| Household appliance, radio, TV stores..... | 578 | 392 | 69,505 | 65,707 | 7,386 | 136,603 | 129,219 | 1,897 | 1,666 | 602 |
| Household appliance stores..... | (NA) | 150 | (NA) | 18,711 | 2,109 | 39,049 | 38,035 | 554 | 522 | (NA) |
| Appliance, radio, TV stores..... | (NA) | 117 | (NA) | 28,016 | 2,508 | 45,712 | 43,949 | 616 | 553 | (NA) |
| Radio, TV stores..... | (NA) | 125 | (NA) | 18,980 | 2,769 | 51,842 | 47,235 | 727 | 591 | (NA) |
| Automotive Group | | | | | | | | | | |
| Total..... | 772 | 600 | 499,373 | 493,817 | 48,431 | 907,124 | 897,732 | 10,015 | 9,756 | 663 |
| Passenger car dealers (franchised)..... | 209 | 201 | 423,880 | 423,178 | 41,869 | 781,931 | 776,222 | 8,383 | 8,257 | 91 |
| Passenger car dealers (nonfranchised)..... | 262 | 194 | 48,013 | 45,327 | 2,868 | 54,810 | 53,554 | 667 | 638 | 278 |
| Tire, battery, accessory dealers..... | 232 | 154 | 19,440 | 17,846 | 3,125 | 59,917 | 57,714 | 817 | 727 | 222 |
| Motorcycle, aircraft, boat dealers..... | 36 | 28 | 4,261 | 3,947 | 356 | 6,763 | 6,597 | 95 | 85 | 38 |
| Household trailer dealers..... | 25 | 21 | (D) | (D) | (D) | (D) | (D) | (D) | (D) | (D) |
| Automotive dealers, n.e.c..... | 2 | 2 | (D) | (D) | (D) | (D) | (D) | (D) | (D) | (D) |
| Gasoline Service Stations | | | | | | | | | | |
| Total..... | 2,366 | 1,808 | 185,668 | 168,652 | 18,957 | 380,804 | 350,945 | 6,432 | 5,267 | 2,583 |
| Lumber, Bldg. Matls., Hardware, Farm Equipment Dealers | | | | | | | | | | |
| Total..... | 692 | 494 | 133,761 | 129,405 | 14,046 | 272,957 | 263,242 | 3,383 | 3,060 | 696 |
| Farm equipment dealers..... | 7 | 5 | 1,484 | (D) | 141 | 2,651 | 2,651 | 32 | 32 | 9 |
| Lumber, building materials dealers..... | 172 | 152 | 90,543 | 90,167 | 8,610 | 172,006 | 168,044 | 1,916 | 1,811 | 142 |
| Paint, glass, wallpaper stores..... | 190 | 110 | 12,131 | 10,289 | 1,442 | 28,296 | 27,524 | 374 | 347 | 197 |
| Plumbing, electrical supply stores..... | 73 | 49 | 5,401 | (D) | 1,093 | 20,993 | 19,126 | 231 | 185 | 75 |
| Hardware stores..... | 246 | 178 | 24,136 | 22,598 | 2,760 | 49,011 | 45,897 | 830 | 685 | 267 |
| Drug Stores, Proprietary Stores | | | | | | | | | | |
| Total..... | 648 | 574 | 102,699 | 100,255 | 14,743 | 276,433 | 235,177 | 4,940 | 3,445 | 624 |
| Drug stores..... | (NA) | 543 | (NA) | 98,359 | 14,570 | 273,321 | 232,371 | 4,878 | 3,398 | (NA) |
| Proprietary stores..... | (NA) | 31 | (NA) | 1,896 | 173 | 3,112 | 2,806 | 62 | 47 | (NA) |
| Other Retail Stores | | | | | | | | | | |
| Total..... | 3,783 | 2,163 | 255,068 | 220,125 | 26,661 | 527,661 | 496,590 | 8,410 | 7,238 | 4,126 |
| Liquor stores..... | 947 | 685 | 88,010 | 75,456 | 4,494 | 101,108 | 88,338 | 1,734 | 1,307 | 1,093 |
| Fuel, ice dealers..... | 42 | 16 | 2,645 | 2,381 | 413 | 7,448 | 7,340 | 98 | 94 | 42 |
| Fuel dealers (coal, wood)..... | (NA) | 7 | (NA) | 636 | 59 | 1,513 | 1,405 | 27 | 23 | (NA) |
| Liquefied petroleum gas dealers..... | (NA) | 5 | (NA) | (D) | (D) | (D) | (D) | (D) | (D) | (NA) |
| Fuel oil dealers..... | (NA) | 2 | (NA) | (D) | (D) | (D) | (D) | (D) | (D) | (NA) |
| Ice dealers..... | (NA) | 2 | (NA) | (D) | (D) | (D) | (D) | (D) | (D) | (NA) |
| Hay, grain, feed stores..... | 47 | 23 | 10,398 | 9,758 | 447 | 9,101 | 8,863 | 120 | 113 | 53 |
| Farm, garden supply stores..... | 64 | 44 | 5,317 | 4,881 | 678 | 12,206 | 10,865 | 218 | 186 | 75 |
| Jewelry stores..... | 390 | 216 | 29,125 | 26,397 | 4,644 | 93,041 | 90,998 | 1,229 | 1,151 | 408 |
| Book stores..... | 78 | 44 | 4,470 | 3,898 | 646 | 12,076 | 11,150 | 232 | 189 | 73 |
| Stationery stores..... | 126 | 98 | 20,606 | 20,280 | 3,777 | 70,569 | 68,196 | 1,061 | 972 | 134 |

Standard Notes: (D) Withheld to avoid disclosure. (NA) Not available. n.e.c. Not elsewhere classified. XXX Not applicable. (Z) Less than \$500. ... Represents zero.
¹ Group totals may include data for establishments without payroll which could not be classified by detailed kind of business.

RETAIL TRADE—AREA STATISTICS

Table 105. RETAIL TRADE: 1954—CITIES WITH 500 ESTABLISHMENTS OR MORE—Continued

Establishments, Sales, Payroll, and Personnel, by Kind of Business

| City and kind of business | Establishments | | Sales | | Payroll, entire year (\$1,000) | Payroll, workweek ended nearest Nov. 15 | | Paid employees, workweek ended nearest Nov. 15 | | Proprietors (unincorporated businesses only) ⁴ (Number) |
|--|--------------------------------|--------------------------|---|--|-----------------------------------|---|----------------------------|--|---------------------------|---|
| | Total ¹ (Number) | With payroll (Number) | Total, all establishments ¹ (\$1,000) | Establishments with payroll (\$1,000) | | Total (Dollars) | Full workweek (Dollars) | Total (Number) | Full workweek (Number) | |
| | | | | | | | | | | |
| LOS ANGELES—Con. | | | | | | | | | | |
| Other Retail Stores—Con. | | | | | | | | | | |
| Sporting goods stores..... | 103 | 61 | 6,446 | 5,236 | 627 | 13,037 | 12,451 | 193 | 168 | 103 |
| Bicycle stores..... | 41 | 23 | 1,026 | 734 | 77 | 1,782 | 1,515 | 35 | 24 | 41 |
| Florists..... | 235 | 149 | 7,802 | 6,530 | 1,301 | 25,786 | 24,645 | 450 | 396 | 253 |
| Cigar stores, stands..... | 110 | 36 | 3,242 | 1,998 | 190 | 3,742 | 3,525 | 76 | 68 | 105 |
| News dealers, newsstands..... | 115 | 41 | 4,003 | 2,375 | 230 | 4,778 | 4,433 | 145 | 128 | 123 |
| Gift, novelty, souvenir stores..... | 254 | 130 | 7,315 | 5,958 | 675 | 14,922 | 13,077 | 363 | 260 | 306 |
| Music stores..... | 123 | 79 | 11,457 | 10,743 | 1,767 | 35,469 | 34,373 | 472 | 435 | 121 |
| Camera, photographic supply stores..... | 109 | 63 | 13,466 | 12,392 | 1,234 | 22,003 | 21,004 | 323 | 288 | 106 |
| Luggage, leather goods stores..... | 44 | 24 | 2,254 | 1,892 | 193 | 3,518 | 3,409 | 54 | 47 | 43 |
| Optical goods stores..... | 39 | 33 | 1,834 | 1,746 | 481 | 8,874 | 8,851 | 105 | 103 | 36 |
| Office, store machine and equipment dealers..... | 42 | 22 | 1,557 | 1,191 | 271 | 5,484 | 5,373 | 72 | 69 | 39 |
| Retail stores (except second-hand) n.e.c..... | 204 | 204 | 16,887 | 16,887 | 2,324 | 47,626 | 45,172 | 813 | 694 | 193 |
| Second-hand stores..... | 294 | 172 | 11,040 | 9,392 | 1,692 | 35,091 | 33,012 | 617 | 546 | 317 |
| Nonstore Retailers | | | | | | | | | | |
| Total..... | 1,680 | 236 | 137,798 | 117,870 | 26,012 | 472,371 | 452,099 | 6,584 | 5,924 | 1,714 |
| Mail order houses..... | 74 | 52 | (D) | (D) | (D) | (D) | (D) | (D) | (D) | (D) |
| Direct selling (house-to-house) organizations..... | 1,524 | 148 | 48,162 | 29,782 | 6,252 | 117,480 | 115,836 | 1,917 | 1,859 | 1,564 |
| Merchandise vending machine operators..... | 82 | 36 | (D) | (D) | (D) | (D) | (D) | (D) | (D) | (D) |
| MODESTO | | | | | | | | | | |
| Retail trade, total..... | 795 | 531 | 104,263 | 97,397 | 11,952 | 235,191 | 223,180 | 3,837 | 3,280 | 857 |
| Food stores, total..... | | | | | | | | | | |
| Grocery stores..... | 127 | 75 | 20,095 | 17,471 | 1,460 | 27,274 | 25,753 | 395 | 329 | 148 |
| Meat markets, fish (seafood) markets..... | 88 | 52 | 17,904 | 15,828 | 1,266 | 23,738 | 22,478 | 332 | 280 | 103 |
| Fruit stores, vegetable markets..... | 22 | 14 | 1,634 | 1,210 | 117 | 2,129 | 2,006 | 34 | 26 | 27 |
| Candy, nut, confectionery stores..... | 5 | 1 | (D) | (D) | (D) | (D) | (D) | (D) | (D) | (D) |
| Other food stores..... | 2 | 2 | (D) | (D) | (D) | (D) | (D) | (D) | (D) | (D) |
| Eating, drinking places, total..... | 136 | 98 | 5,713 | 5,233 | 1,295 | 29,976 | 28,280 | 656 | 564 | 167 |
| Eating places..... | 82 | 58 | 3,658 | 3,312 | 885 | 18,753 | 17,635 | 437 | 369 | 102 |
| Drinking places..... | 54 | 40 | 2,055 | 1,921 | 410 | 11,223 | 10,645 | 219 | 195 | 65 |
| General merchandise group, total..... | | | | | | | | | | |
| General merchandise group (except variety)..... | 20 | 18 | 10,891 | (D) | 1,551 | 30,898 | 27,615 | 611 | 441 | 10 |
| Variety stores..... | 10 | 8 | 8,864 | (D) | 1,215 | 24,640 | 22,657 | 429 | 333 | 7 |
| Other variety stores..... | 10 | 10 | 1,987 | 1,987 | 336 | 6,258 | 4,958 | 182 | 108 | 3 |
| Apparel, accessories stores, total..... | | | | | | | | | | |
| Shoe stores..... | 78 | 70 | 7,850 | 7,678 | 876 | 17,211 | 15,985 | 357 | 300 | 70 |
| Men's, boys' clothing and furnishings stores..... | 13 | 13 | 1,492 | 1,492 | 185 | 3,527 | 3,161 | 52 | 38 | 7 |
| Family clothing stores..... | (NA) | 2 | (NA) | (D) | 140 | 2,139 | 2,139 | 36 | 32 | (NA) |
| Women's clothing, specialty stores..... | (NA) | 2 | (NA) | (D) | (D) | (D) | (D) | (D) | (D) | (NA) |
| Ready-to-wear stores..... | 41 | 37 | 4,289 | 4,149 | 478 | 9,879 | 9,304 | 233 | 199 | 35 |
| Other clothing, specialty stores..... | (NA) | 26 | (NA) | (D) | (D) | (D) | (D) | (D) | (D) | (NA) |
| Other apparel stores..... | (NA) | 11 | (NA) | (D) | (D) | (D) | (D) | (D) | (D) | (NA) |
| Furniture, home furnishings, appliance dealers, total..... | 10 | 8 | 608 | (D) | (D) | (D) | (D) | (D) | (D) | (D) |
| Furniture, home furnishings stores, antique stores..... | 46 | 40 | 5,481 | 5,285 | 766 | 13,190 | 12,808 | 206 | 190 | 55 |
| Household appliance, radio, TV stores..... | 29 | 23 | 2,894 | 2,744 | 288 | 5,595 | 5,397 | 85 | 75 | 35 |
| Automotive group..... | 17 | 17 | 2,587 | 2,541 | 478 | 7,595 | 7,411 | 121 | 115 | 20 |
| Gasoline service stations..... | 53 | 39 | 19,107 | 18,435 | 1,905 | 37,449 | 37,071 | 456 | 440 | 47 |
| Lumber, bldg. mats., hardware, farm equip. dealers, total..... | 88 | 54 | 6,082 | 5,092 | 488 | 9,687 | 8,983 | 188 | 149 | 109 |
| Farm equipment dealers..... | 33 | 33 | 12,872 | 12,872 | 1,778 | 34,789 | 33,888 | 427 | 397 | 21 |
| Lumber, building materials, supplies, equipment dealers..... | 9 | 9 | 3,971 | 3,971 | 633 | 11,553 | 11,490 | 128 | 123 | 7 |
| Hardware stores..... | 16 | 16 | 7,493 | 7,493 | 961 | 19,688 | 19,140 | 237 | 225 | 7 |
| Drug stores, proprietary stores, total..... | 8 | 8 | 1,408 | 1,408 | 184 | 3,548 | 3,256 | 62 | 49 | 7 |
| Drug stores..... | 20 | 20 | 3,747 | 3,747 | 611 | 11,653 | 10,983 | 174 | 150 | 16 |
| Proprietary stores..... | 20 | 20 | 3,747 | 3,747 | 611 | 11,653 | 10,983 | 174 | 150 | 16 |
| Other retail stores, total..... | 158 | 78 | 11,805 | (D) | 1,185 | 22,452 | 21,318 | 351 | 310 | 176 |
| Liquor stores..... | 9 | 7 | 845 | (D) | 121 | 53 | 2 | 2 | 2 | 10 |
| Fuel, ice dealers..... | 7 | 5 | 938 | (D) | 179 | 3,576 | 3,555 | 44 | 43 | 9 |
| Feed, farm, garden supply stores..... | 16 | 12 | 5,343 | 5,167 | 336 | 6,579 | 6,504 | 94 | 91 | 13 |
| Jewelry stores..... | 24 | 12 | 1,214 | 1,042 | 181 | 3,743 | 3,705 | 51 | 49 | 22 |
| Book, stationery stores..... | 5 | 3 | 577 | (D) | (D) | (D) | (D) | (D) | (D) | (D) |
| Other retail stores (except second-hand)..... | 53 | 35 | 2,277 | 1,977 | 237 | 5,847 | 4,930 | 114 | 83 | 65 |
| Second-hand stores..... | 14 | 4 | 197 | (D) | (D) | (D) | (D) | (D) | (D) | (D) |
| Nonstore retailers..... | 36 | 6 | 660 | 300 | 37 | 612 | 496 | 16 | 10 | 38 |
| OAKLAND | | | | | | | | | | |
| Retail trade, total..... | 4,827 | 2,979 | 587,183 | 546,817 | 79,202 | 1,562,610 | 1,399,841 | 24,895 | 20,000 | 5,177 |
| Food stores, total..... | | | | | | | | | | |
| Grocery stores..... | 1,125 | 575 | 127,900 | 110,758 | 9,844 | 194,466 | 173,431 | 2,889 | 2,104 | 1,287 |
| Meat markets, fish (seafood) markets..... | 706 | 324 | 97,731 | 85,113 | 6,666 | 132,945 | 117,867 | 1,904 | 1,342 | 788 |
| Fruit stores, vegetable markets..... | 185 | 101 | 14,669 | 12,105 | 1,202 | 23,869 | 21,421 | 331 | 249 | 223 |
| Candy, nut, confectionery stores..... | 39 | 21 | 3,480 | 2,930 | 368 | 6,718 | 6,100 | 101 | 78 | 54 |
| Bakery products stores..... | 21 | 17 | 1,425 | 1,391 | 327 | 6,461 | 6,404 | 103 | 96 | 15 |
| Other food stores..... | 82 | 56 | 2,970 | 2,612 | 701 | 13,723 | 12,684 | 255 | 207 | 94 |
| Eating, drinking places, total..... | 78 | 56 | 7,149 | 6,607 | 580 | 10,450 | 8,955 | 195 | 132 | 95 |
| Eating places (except refreshment stands)..... | 1,044 | 772 | 51,445 | 47,599 | 12,450 | 250,720 | 232,514 | 4,547 | 3,802 | 1,309 |
| Refreshment stands..... | 614 | 422 | 32,950 | 30,898 | 9,091 | 182,748 | 172,345 | 3,387 | 2,928 | 755 |
| Drinking places..... | 59 | 41 | 1,708 | 1,490 | 310 | 6,000 | 4,532 | 144 | 90 | 60 |
| Drinking places..... | 371 | 309 | 16,787 | 15,211 | 3,049 | 61,972 | 55,637 | 1,016 | 784 | 494 |

Standard Notes: (D) Withheld to avoid disclosure. (NA) Not available. n.e.c. Not elsewhere classified. XXX Not applicable. (Z) Less than \$500. ... Represents zero.
¹ Group totals may include data for establishments without payroll which could not be classified by detailed kind of business.

Table 105. RETAIL TRADE: 1954 — CITIES WITH 500 ESTABLISHMENTS OR MORE—Continued

Establishments, Sales, Payroll, and Personnel, by Kind of Business

| City and kind of business | Establishments | | Sales | | Payroll, entire year (\$1,000) | Payroll, workweek ended nearest Nov. 15 | | Paid employees, workweek ended nearest Nov. 15 | | Proprietors (unincorporated businesses only) ¹ (Number) |
|---|--------------------------------|--------------------------|---|--|-----------------------------------|---|----------------------------|--|---------------------------|---|
| | Total ¹ (Number) | With payroll (Number) | Total, all establishments ¹ (\$1,000) | Establishments with payroll (\$1,000) | | Total (Dollars) | Full workweek (Dollars) | Total (Number) | Full workweek (Number) | |
| OAKLAND--Con. | | | | | | | | | | |
| General merchandise group, total | 131 | 87 | 79,742 | 79,052 | 13,236 | 257,726 | 178,444 | 5,105 | 3,398 | 104 |
| Department stores | 6 | 6 | 66,876 | 66,876 | 11,349 | 214,920 | 150,145 | 4,288 | 2,856 | ... |
| Dry goods, general merchandise stores | 32 | 14 | (D) | (D) | (D) | (D) | (D) | (D) | (D) | (D) |
| General stores | 1 | 1 | (D) | (D) | (D) | (D) | (D) | (D) | (D) | (D) |
| Variety stores | 90 | 66 | 8,998 | 8,680 | 1,529 | 36,537 | 22,690 | 702 | 458 | 70 |
| Apparel, accessories stores, total | 375 | 277 | 45,055 | 43,673 | 7,860 | 149,813 | 138,545 | 2,481 | 1,993 | 299 |
| Shoe stores | 79 | 61 | 8,756 | 8,426 | 1,443 | 27,906 | 25,580 | 402 | 292 | 41 |
| Men's, boys' clothing and furnishings stores | (NA) | 46 | (NA) | 9,914 | 2,064 | 35,340 | 32,852 | 533 | 427 | (NA) |
| Family clothing stores | (NA) | 12 | (NA) | 4,551 | 769 | 15,459 | 14,204 | 209 | 169 | (NA) |
| Women's clothing, specialty stores | 154 | 118 | 19,426 | 18,860 | 3,202 | 64,502 | 59,881 | 1,224 | 1,017 | 119 |
| Ready-to-wear stores | (NA) | 81 | (NA) | 16,816 | 2,882 | 58,748 | 54,715 | 1,109 | 924 | (NA) |
| Millinery stores | (NA) | 14 | (NA) | 1,176 | 230 | 4,205 | 3,848 | 77 | 65 | (NA) |
| Other clothing, specialty stores | (NA) | 23 | (NA) | 868 | 90 | 1,549 | 1,318 | 38 | 28 | (NA) |
| Other apparel stores | 68 | 40 | 2,246 | 1,922 | 382 | 6,606 | 6,028 | 113 | 88 | 73 |
| Furniture, home furnishings, appliance dealers, total | 273 | 209 | 45,886 | 44,496 | 6,840 | 136,971 | 133,484 | 1,844 | 1,710 | 288 |
| Furniture, home furnishings stores | 164 | 130 | 36,261 | 35,457 | 5,587 | 110,043 | 107,641 | 1,515 | 1,421 | 170 |
| Furniture stores | (NA) | 79 | (NA) | 28,810 | 4,422 | 87,873 | 86,027 | 1,129 | 1,081 | (NA) |
| Home furnishings stores, antique stores | (NA) | 51 | (NA) | 6,647 | 1,165 | 22,170 | 21,614 | 386 | 340 | (NA) |
| Household appliance, radio, TV stores | 109 | 79 | 9,625 | 9,039 | 1,253 | 26,928 | 25,843 | 329 | 289 | 118 |
| Automotive group, total | 210 | 152 | 92,043 | 90,411 | 10,144 | 197,516 | 190,821 | 1,985 | 1,861 | 200 |
| Passenger car dealers (franchised) | 34 | 32 | 69,108 | (D) | 8,082 | 155,418 | 151,051 | 1,464 | 1,397 | 23 |
| Passenger car dealers (nonfranchised) | 95 | 57 | 12,598 | 11,462 | 549 | 10,561 | 9,990 | 127 | 113 | 104 |
| Tire, battery, accessory dealers | 63 | 51 | 7,881 | 7,725 | 1,338 | 27,596 | 26,098 | 345 | 312 | 56 |
| Other automotive dealers | 16 | 12 | 2,406 | (D) | 175 | 3,941 | 3,682 | 49 | 39 | 15 |
| Gasoline service stations | 387 | 271 | 29,560 | 26,736 | 2,811 | 59,262 | 52,959 | 1,012 | 743 | 396 |
| Lumber, bldg. mats., hardware, farm equip. dealers, total | 144 | 82 | 19,962 | 17,950 | 2,496 | 49,546 | 46,902 | 658 | 578 | 135 |
| Farm equipment dealers | 1 | 1 | (D) | (D) | (D) | (D) | (D) | (D) | (D) | (D) |
| Lumber, building materials dealers | 33 | 21 | 9,650 | 8,546 | 991 | 19,186 | 18,302 | 226 | 207 | 33 |
| Plumbing, paint, electrical stores | 50 | 26 | (D) | (D) | (D) | (D) | (D) | (D) | (D) | (D) |
| Hardware stores | 60 | 34 | 7,201 | 6,763 | 1,076 | 22,192 | 20,602 | 330 | 275 | 58 |
| Drug stores, proprietary stores, total | 130 | 108 | 18,836 | 18,308 | 2,374 | 46,602 | 42,037 | 732 | 570 | 120 |
| Drug stores | (NA) | 105 | (NA) | (D) | (D) | (D) | (D) | (D) | (D) | (NA) |
| Proprietary stores | (NA) | 3 | (NA) | (D) | (D) | (D) | (D) | (D) | (D) | (NA) |
| Other retail stores, total | 781 | 399 | 43,306 | 36,402 | 5,217 | 96,273 | 90,664 | 1,506 | 1,276 | 832 |
| Liquor stores | 179 | 111 | 13,008 | 10,300 | 694 | 13,426 | 11,610 | 261 | 188 | 197 |
| Fuel, ice dealers | 17 | 9 | 1,857 | 1,729 | 137 | 2,629 | 2,518 | 40 | 33 | 19 |
| Feed, farm, garden supply stores | 10 | 8 | 1,007 | (D) | 78 | 2,096 | 1,849 | 32 | 26 | 13 |
| Jewelry stores | 81 | 45 | 8,865 | 8,427 | 1,653 | 30,303 | 29,368 | 361 | 322 | 81 |
| Book, stationery stores | 31 | 19 | 2,383 | 2,195 | 506 | 10,538 | 10,376 | 151 | 145 | 22 |
| Sporting goods, bicycle stores | 35 | 17 | 2,037 | 1,727 | 189 | 3,241 | 2,657 | 51 | 35 | 35 |
| Florists | 51 | 31 | 1,750 | 1,456 | 233 | 4,402 | 4,103 | 81 | 65 | 61 |
| Cigar stores, stands | 38 | 12 | 929 | 585 | 66 | 1,244 | 1,081 | 25 | 18 | 36 |
| News dealers, newsstands | 7 | 5 | 340 | (D) | 38 | 692 | 630 | 15 | 11 | 6 |
| Gift, novelty, souvenir stores | 42 | 14 | 602 | 316 | 25 | 626 | 529 | 19 | 13 | 52 |
| Music stores | 29 | 21 | 2,632 | 2,554 | 415 | 7,532 | 7,198 | 104 | 97 | 29 |
| Camera, photographic supply stores | 12 | 6 | 551 | 507 | 50 | 950 | 950 | 12 | 12 | 13 |
| Other retail stores (except second-hand) | 81 | 65 | 3,745 | 3,551 | 655 | 10,246 | 9,878 | 151 | 132 | 77 |
| Second-hand stores | 74 | 36 | 2,292 | 1,800 | 478 | 8,348 | 7,917 | 203 | 179 | 85 |
| Nonstore retailers, total | 227 | 47 | 33,448 | 31,432 | 5,930 | 123,715 | 120,040 | 2,136 | 1,965 | 207 |
| Mail order houses | 6 | 4 | (D) | (D) | (D) | (D) | (D) | (D) | (D) | (D) |
| Direct selling (house-to-house) organizations | 204 | 32 | 9,769 | 7,831 | 2,349 | 48,318 | 47,577 | 798 | 772 | 192 |
| Merchandise vending machine operators | 17 | 11 | (D) | (D) | (D) | (D) | (D) | (D) | (D) | (D) |
| PASADENA | | | | | | | | | | |
| Retail trade, total | 1,426 | 1,026 | 240,698 | 232,688 | 32,709 | 611,959 | 567,086 | 10,906 | 9,183 | 1,423 |
| Food stores, total | 182 | 120 | 42,359 | 40,813 | 4,299 | 91,581 | 81,887 | 1,213 | 930 | 183 |
| Grocery stores | 95 | 61 | 36,220 | 35,248 | 3,458 | 69,939 | 63,753 | 866 | 683 | 93 |
| Meat markets, fish (seafood) markets | 18 | 10 | 1,375 | 1,203 | 99 | 1,900 | 1,738 | 23 | 19 | 19 |
| Fruit stores, vegetable markets | 10 | 2 | 406 | (D) | (D) | (D) | (D) | (D) | (D) | (D) |
| Candy, nut, confectionery stores | 12 | 12 | 528 | 528 | 96 | 2,066 | 1,851 | 56 | 42 | 10 |
| Other food stores | 43 | 35 | 3,732 | (D) | (D) | (D) | (D) | (D) | (D) | (D) |
| Eating, drinking places, total | 219 | 171 | 11,754 | 11,020 | 3,032 | 64,072 | 58,500 | 1,430 | 1,172 | 239 |
| Eating places | 186 | 140 | 9,911 | (D) | 2,553 | 54,900 | 49,716 | 1,258 | 1,016 | 206 |
| Drinking places | 33 | 31 | 1,843 | (D) | 479 | 9,172 | 8,784 | 172 | 156 | 33 |
| General merchandise group, total | 37 | 35 | 51,897 | (D) | 8,922 | 140,036 | 129,761 | 3,409 | 2,936 | 21 |
| General merchandise group (except variety) | 22 | 20 | 49,174 | (D) | 8,398 | 129,239 | 121,353 | 3,070 | 2,755 | 18 |
| Variety stores | 15 | 15 | 2,723 | 2,723 | 524 | 10,797 | 8,408 | 339 | 181 | 3 |
| Apparel, accessories stores, total | 153 | 135 | 17,997 | 17,725 | 2,527 | 48,680 | 45,806 | 997 | 848 | 101 |
| Shoe stores | 51 | 51 | 4,418 | 4,418 | 635 | 12,144 | 11,369 | 209 | 164 | 19 |
| Men's, boys' clothing and furnishings stores | 20 | 14 | 2,787 | 2,629 | 397 | 6,533 | 6,148 | 102 | 89 | 20 |
| Family clothing stores | 7 | 7 | 993 | 993 | 142 | 2,572 | 2,382 | 52 | 42 | 7 |
| Women's clothing, specialty stores | 61 | 55 | 9,244 | 9,224 | 1,306 | 26,045 | 24,555 | 612 | 532 | 38 |
| Ready-to-wear stores | (NA) | 40 | (NA) | 8,363 | 1,159 | 23,433 | 22,254 | 545 | 481 | (NA) |
| Other clothing, specialty stores | (NA) | 15 | (NA) | 861 | 147 | 2,612 | 2,301 | 67 | 51 | (NA) |
| Other apparel stores | 12 | 8 | 515 | 461 | 47 | 1,386 | 1,352 | 22 | 21 | 15 |
| Furniture, home furnishings, appliance dealers, total | 132 | 96 | 16,048 | 15,360 | 2,405 | 45,163 | 43,399 | 676 | 616 | 133 |
| Furniture, home furnishings stores, antique stores | 83 | 65 | 10,606 | 10,306 | 1,790 | 33,717 | 32,885 | 509 | 479 | 83 |
| Household appliance, radio, TV stores | 45 | 31 | 5,398 | 5,054 | 615 | 11,446 | 10,514 | 167 | 137 | 46 |
| Automotive group | 73 | 55 | 50,944 | 50,224 | 5,186 | 95,153 | 92,962 | 1,089 | 1,030 | 73 |
| Gasoline service stations | 164 | 132 | 13,566 | 12,674 | 1,492 | 30,076 | 27,437 | 529 | 412 | 187 |

Standard Notes: (D) Withheld to avoid disclosure. (NA) Not available. n.e.c. Not elsewhere classified. XXX Not applicable. (Z) Less than \$500. ... Represents zero.
¹ Group totals may include data for establishments without payroll which could not be classified by detailed kind of business.

RETAIL TRADE—AREA STATISTICS

Table 105. RETAIL TRADE: 1954 — CITIES WITH 500 ESTABLISHMENTS OR MORE—Continued

Establishments, Sales, Payroll, and Personnel, by Kind of Business

| City and kind of business | Establishments | | Sales | | Payroll, entire year (\$1,000) | Payroll, workweek ended nearest Nov. 15 | | Paid employees, workweek ended nearest Nov. 15 | | Proprietors (unincorporated businesses only) ¹ (Number) |
|---|--------------------------------|--------------------------|---|--|-----------------------------------|---|----------------------------|--|---------------------------|---|
| | Total ¹ (Number) | With payroll (Number) | Total, all establishments ¹ (\$1,000) | Establishments with payroll (\$1,000) | | Total (Dollars) | Full workweek (Dollars) | Total (Number) | Full workweek (Number) | |
| PASADENA--Con. | | | | | | | | | | |
| Lumber, bldg. matls., hardware, farm equip. dealers, total..... | 66 | 46 | 8,912 | 8,500 | 1,140 | 22,074 | 20,453 | 278 | 237 | 61 |
| Farm equipment dealers..... | 1 | 1 | (D) | (D) | (D) | (D) | (D) | (D) | (D) | (D) |
| Lumber, building materials, supplies, equipment dealers..... | 41 | 33 | 7,468 | 7,274 | 946 | 18,930 | 17,444 | 230 | 195 | 34 |
| Hardware stores..... | 24 | 12 | (D) | (D) | (D) | (D) | (D) | (D) | (D) | (D) |
| Drug stores, proprietary stores, total..... | 38 | 36 | 6,477 | (D) | 994 | 19,240 | 16,561 | 327 | 227 | 30 |
| Drug stores..... | (NA) | 35 | (NA) | 6,300 | (D) | (D) | (D) | (D) | (D) | (NA) |
| Proprietary stores..... | (NA) | 1 | (NA) | (D) | (D) | (D) | (D) | (D) | (D) | (NA) |
| Other retail stores, total..... | 284 | 184 | 17,992 | 16,132 | 2,251 | 46,992 | 41,776 | 820 | 648 | 320 |
| Liquor stores..... | 38 | 26 | 3,481 | 3,109 | 152 | 2,775 | 2,436 | 50 | 37 | 46 |
| Fuel, ice dealers..... | 2 | 2 | (D) | (D) | (D) | (D) | (D) | (D) | (D) | (D) |
| Feed, farm, garden supply stores..... | 20 | 14 | 1,691 | 1,615 | 321 | 5,957 | 5,512 | 92 | 75 | 23 |
| Jewelry stores..... | 21 | 13 | 1,772 | 1,640 | 346 | 7,813 | 7,328 | 118 | 103 | 18 |
| Book, stationery stores..... | 19 | 17 | 2,255 | (D) | 275 | 5,373 | 4,799 | 117 | 91 | 23 |
| Other retail stores (except second-hand)..... | 138 | 100 | (D) | 6,935 | (D) | (D) | (D) | (D) | (D) | (D) |
| Second-hand stores..... | 18 | 12 | 642 | 542 | 151 | 2,887 | 2,887 | 60 | 60 | 21 |
| Nonstore retailers..... | 78 | 16 | 2,752 | 1,986 | 461 | 8,892 | 8,544 | 138 | 127 | 75 |
| POMONA | | | | | | | | | | |
| Retail trade, total..... | 601 | 431 | 85,323 | 81,727 | 9,865 | 198,923 | 184,722 | 3,306 | 2,711 | 595 |
| Food stores, total..... | 75 | 57 | 19,462 | 19,038 | 1,426 | 28,291 | 25,881 | 382 | 302 | 79 |
| Grocery stores..... | 40 | 26 | 16,705 | 16,337 | 1,214 | 24,233 | 22,128 | 302 | 236 | 41 |
| Meat markets, fish (seafood) markets..... | 13 | 11 | 1,731 | (D) | 102 | 2,204 | 1,971 | 38 | 30 | 16 |
| Fruit stores, vegetable markets..... | 5 | 3 | (D) | (D) | (D) | (D) | (D) | (D) | (D) | (D) |
| Candy, nut, confectionery stores..... | 4 | 4 | (D) | (D) | (D) | (D) | (D) | (D) | (D) | (D) |
| Other food stores..... | 13 | 13 | 489 | 489 | 66 | 1,117 | 1,086 | 25 | 23 | 11 |
| Eating, drinking places, total..... | 102 | 84 | 4,983 | 4,689 | 1,137 | 22,683 | 20,803 | 530 | 432 | 114 |
| Eating places..... | 83 | 71 | 4,083 | 3,921 | 990 | 19,228 | 17,566 | 468 | 380 | 91 |
| Drinking places..... | 19 | 13 | 900 | 768 | 147 | 3,455 | 3,237 | 62 | 52 | 23 |
| General merchandise group, total..... | 15 | 11 | 9,747 | 9,661 | 1,540 | 33,911 | 30,952 | 626 | 498 | 6 |
| General merchandise group (except variety)..... | 9 | 7 | 8,453 | (D) | 1,326 | 29,686 | 27,370 | 495 | 420 | 3 |
| Variety stores..... | 6 | 4 | 1,294 | (D) | 214 | 4,225 | 3,582 | 131 | 78 | 3 |
| Apparel, accessories stores, total..... | 55 | 49 | 6,500 | 6,386 | 911 | 18,045 | 16,793 | 361 | 282 | 37 |
| Shoe stores..... | 15 | 15 | 1,264 | 1,264 | 164 | 2,851 | 2,522 | 55 | 35 | 8 |
| Men's, boys' clothing and furnishings stores..... | (NA) | 11 | (NA) | (D) | 315 | 6,017 | 5,585 | 116 | 86 | (NA) |
| Family clothing stores..... | (NA) | 2 | (NA) | (D) | (D) | (D) | (D) | (D) | (D) | (NA) |
| Women's clothing, specialty stores..... | 21 | 17 | 2,488 | 2,460 | 348 | 7,676 | 7,224 | 155 | 128 | 18 |
| Ready-to-wear stores..... | (NA) | 14 | (NA) | 2,416 | 340 | 7,547 | 7,111 | 151 | 125 | (NA) |
| Other clothing, specialty stores..... | (NA) | 3 | (NA) | 44 | 8 | 129 | 113 | 4 | 3 | (NA) |
| Other apparel stores..... | 4 | 4 | 338 | 338 | (D) | (D) | (D) | (D) | (D) | 2 |
| Furniture, home furnishings, appliance dealers, total..... | 45 | 39 | 6,033 | 5,907 | 906 | 18,044 | 17,333 | 266 | 244 | 38 |
| Furniture, home furnishings stores, antique stores..... | 29 | 27 | 4,465 | (D) | 654 | 13,127 | 12,511 | 197 | 178 | 23 |
| Household appliance, radio, TV stores..... | 16 | 12 | 1,568 | (D) | 252 | 4,917 | 4,822 | 69 | 66 | 15 |
| Automotive group..... | 50 | 36 | 16,078 | 15,788 | 1,930 | 37,585 | 37,399 | 446 | 434 | 48 |
| Gasoline service stations..... | 86 | 58 | 5,886 | 5,202 | 476 | 10,746 | 8,793 | 212 | 143 | 93 |
| Lumber, bldg. matls., hardware, farm equip. dealers, total..... | 32 | 24 | 5,537 | 5,369 | 402 | 7,323 | 7,098 | 100 | 89 | 29 |
| Farm equipment dealers..... | 1 | 1 | (D) | (D) | (D) | (D) | (D) | (D) | (D) | (D) |
| Lumber, building materials, supplies, equipment dealers..... | 20 | 18 | (D) | (D) | (D) | (D) | (D) | (D) | (D) | (D) |
| Hardware stores..... | 11 | 5 | 573 | 445 | 61 | 1,170 | 1,104 | 21 | 19 | 11 |
| Drug stores, proprietary stores, total..... | 8 | 8 | 1,825 | 1,825 | 305 | 5,666 | 4,444 | 111 | 68 | 6 |
| Drug stores..... | 8 | 8 | 1,825 | 1,825 | 305 | 5,666 | 4,444 | 111 | 68 | 6 |
| Proprietary stores..... | ... | ... | ... | ... | ... | ... | ... | ... | ... | ... |
| Other retail stores, total..... | 107 | 61 | 8,546 | 7,532 | 784 | 15,733 | 14,433 | 244 | 195 | 119 |
| Liquor stores..... | 23 | 15 | 1,669 | 1,443 | 60 | 1,179 | 971 | 22 | 15 | 25 |
| Fuel, ice dealers..... | ... | ... | ... | ... | ... | ... | ... | ... | ... | ... |
| Feed, farm, garden supply stores..... | 10 | 6 | 3,619 | 3,435 | 275 | 5,056 | 5,002 | 60 | 59 | 9 |
| Jewelry stores..... | 13 | 9 | 831 | 807 | 154 | 2,761 | 2,596 | 41 | 33 | 10 |
| Book, stationery stores..... | 1 | 1 | (D) | (D) | (D) | (D) | (D) | (D) | (D) | (D) |
| Other retail stores (except second-hand)..... | 43 | 27 | (D) | 1,632 | (D) | (D) | (D) | (D) | (D) | (D) |
| Second-hand stores..... | 5 | 3 | 149 | (D) | 14 | 305 | 250 | 5 | 4 | 8 |
| Nonstore retailers..... | 26 | 4 | 726 | 330 | 48 | 896 | 793 | 28 | 24 | 26 |
| RICHMOND | | | | | | | | | | |
| Retail trade, total..... | 770 | 526 | 90,839 | 85,765 | 9,659 | 189,572 | 171,837 | 3,183 | 2,396 | 892 |
| Food stores, total..... | 190 | 120 | 26,406 | 24,442 | 1,804 | 35,460 | 31,875 | 508 | 385 | 223 |
| Grocery stores..... | 121 | 77 | 21,833 | 20,523 | 1,446 | 28,211 | 25,432 | 379 | 290 | 141 |
| Meat markets, fish (seafood) markets..... | 40 | 24 | 3,138 | 2,612 | 224 | 4,399 | 3,810 | 69 | 46 | 46 |
| Fruit stores, vegetable markets..... | 7 | 5 | 403 | (D) | 42 | 802 | 703 | 13 | 9 | 9 |
| Candy, nut, confectionery stores..... | 2 | 2 | (D) | (D) | (D) | (D) | (D) | (D) | (D) | (D) |
| Other food stores..... | 18 | 12 | (D) | 800 | (D) | (D) | (D) | (D) | (D) | (D) |
| Eating, drinking places, total..... | 149 | 111 | 5,588 | 5,168 | 1,164 | 22,612 | 20,683 | 443 | 371 | 180 |
| Eating places..... | 105 | 71 | 3,328 | 2,972 | 795 | 15,008 | 13,820 | 316 | 267 | 124 |
| Drinking places..... | 44 | 40 | 2,260 | 2,196 | 369 | 7,604 | 6,863 | 127 | 104 | 56 |
| General merchandise group, total..... | 30 | 26 | 11,121 | 11,093 | 1,515 | 31,062 | 26,006 | 789 | 460 | 27 |
| General merchandise group (except variety)..... | 8 | 6 | (D) | (D) | (D) | (D) | (D) | (D) | (D) | (D) |
| Variety stores..... | 22 | 20 | (D) | (D) | (D) | (D) | (D) | (D) | (D) | (D) |

Standard Notes: (D) Withheld to avoid disclosure. (NA) Not available. n.e.c. Not elsewhere classified. XXX Not applicable. (Z) Less than \$500. ... Represents zero.
¹ Group totals may include data for establishments without payroll which could not be classified by detailed kind of business.

Table 105. RETAIL TRADE: 1954 — CITIES WITH 500 ESTABLISHMENTS OR MORE—Continued
Establishments, Sales, Payroll, and Personnel, by Kind of Business

| City and kind of business | Establishments | | Sales | | Payroll, entire year (\$1,000) | Payroll, workweek ended nearest Nov. 15 | | Paid employees, workweek ended nearest Nov. 15 | | Proprietors (unincorporated businesses only) ¹ (Number) |
|---|--------------------|--------------|--|-----------------------------|-----------------------------------|---|---------------|--|---------------|---|
| | Total ¹ | With payroll | Total, all establishments ¹ | Establishments with payroll | | Total | Full workweek | Total | Full workweek | |
| | (Number) | (Number) | (\$1,000) | (\$1,000) | | (Dollars) | (Dollars) | (Number) | (Number) | |
| RICHMOND--Con. | | | | | | | | | | |
| Apparel, accessories stores, total | 46 | 42 | 5,241 | 5,129 | 605 | 11,114 | 9,219 | 217 | 146 | 45 |
| Shoe stores | 10 | 10 | 1,266 | 1,266 | 160 | 2,630 | 2,207 | 56 | 28 | 6 |
| Men's, boys' clothing and furnishings stores | 12 | 12 | 1,602 | 1,602 | 171 | 3,588 | 3,306 | 58 | 47 | 15 |
| Family clothing stores | 2 | 2 | (D) | (D) | (D) | (D) | (D) | (D) | (D) | (D) |
| Women's clothing, specialty stores | 18 | 14 | 1,744 | 1,632 | 212 | 3,596 | 2,645 | 74 | 53 | 15 |
| Ready-to-wear stores | (NA) | 12 | (NA) | (D) | (D) | (D) | (D) | (D) | (D) | (NA) |
| Other clothing, specialty stores | (NA) | 2 | (NA) | (D) | (D) | (D) | (D) | (D) | (D) | (NA) |
| Other apparel stores | 4 | 4 | (D) | (D) | (D) | (D) | (D) | (D) | (D) | (D) |
| Furniture, home furnishings, appliance dealers, total | 47 | 35 | 5,922 | 5,766 | 745 | 14,088 | 13,344 | 204 | 187 | 57 |
| Furniture, home furnishings stores, antique stores | 25 | 17 | 4,160 | 4,054 | 516 | 8,975 | 8,557 | 122 | 112 | 30 |
| Household appliance, radio, TV stores | 22 | 16 | 1,762 | 1,712 | 229 | 5,113 | 4,787 | 82 | 75 | 27 |
| Automotive group | 56 | 34 | 18,739 | 17,965 | 1,969 | 38,234 | 37,734 | 414 | 405 | 66 |
| Gasoline service stations | 75 | 61 | 6,647 | 6,195 | 611 | 12,808 | 10,936 | 243 | 164 | 87 |
| Lumber, bldg. mats., hardware, farm equip. dealers, total | 33 | 25 | 3,676 | 3,418 | 461 | 9,004 | 8,498 | 117 | 101 | 39 |
| Farm equipment dealers | ... | ... | ... | ... | ... | ... | ... | ... | ... | ... |
| Lumber, building materials, supplies, equipment dealers | 23 | 17 | 2,851 | (D) | 364 | 6,936 | 6,511 | 85 | 73 | 26 |
| Hardware stores | 10 | 8 | 1,025 | (D) | 97 | 2,068 | 1,987 | 32 | 28 | 13 |
| Drug stores, proprietary stores, total | 18 | 18 | 2,307 | 2,307 | 324 | 6,214 | 5,491 | 106 | 79 | 18 |
| Drug stores | 18 | 18 | 2,307 | 2,307 | 324 | 6,214 | 5,491 | 106 | 79 | 18 |
| Proprietary stores | ... | ... | ... | ... | ... | ... | ... | ... | ... | ... |
| Other retail stores, total | 106 | 56 | 4,864 | (D) | (D) | (D) | (D) | (D) | (D) | (D) |
| Liquor stores | 20 | 18 | 1,978 | (D) | 86 | 1,579 | 1,156 | 29 | 18 | 32 |
| Fuel, ice dealers | ... | ... | ... | ... | ... | ... | ... | ... | ... | ... |
| Feed, farm, garden supply stores | 3 | 1 | (D) | (D) | (D) | (D) | (D) | (D) | (D) | (D) |
| Jewelry stores | 16 | 10 | 1,225 | 1,139 | 191 | 4,067 | 3,869 | 47 | 38 | 14 |
| Book, stationery stores | 2 | 2 | (D) | (D) | (D) | (D) | (D) | (D) | (D) | (D) |
| Other retail stores (except second-hand) | 37 | 21 | 1,108 | 954 | 138 | 2,552 | 2,458 | 41 | 34 | 44 |
| Second-hand stores | 8 | 4 | 130 | 102 | 18 | 255 | 235 | 4 | 3 | 10 |
| Nonstore retailers | 20 | ... | 328 | (D) | (D) | (D) | (D) | (D) | (D) | (D) |
| RIVERSIDE | | | | | | | | | | |
| Retail trade, total | 711 | 491 | 99,109 | 94,017 | 10,909 | 219,053 | 204,493 | 3,690 | 3,035 | 784 |
| Food stores, total | 97 | 49 | 21,682 | 20,068 | 1,553 | 32,586 | 30,297 | 495 | 355 | 112 |
| Grocery stores | 61 | 33 | 19,566 | 18,424 | 1,360 | 28,387 | 26,151 | 431 | 293 | 73 |
| Meat markets, fish (seafood) markets | 11 | 5 | 1,101 | 965 | 99 | 2,015 | 1,979 | 20 | 19 | 11 |
| Fruit stores, vegetable markets | 3 | 1 | (D) | (D) | (D) | (D) | (D) | (D) | (D) | (D) |
| Candy, nut, confectionery stores | 4 | 2 | (D) | (D) | (D) | (D) | (D) | (D) | (D) | (D) |
| Other food stores | 12 | 8 | 527 | 493 | 70 | 1,666 | 1,653 | 34 | 33 | 17 |
| Eating, drinking places, total | 121 | 87 | 4,874 | 4,386 | 1,122 | 24,138 | 22,429 | 543 | 450 | 145 |
| Eating places | 99 | 69 | 3,654 | 3,208 | 814 | 17,486 | 16,155 | 425 | 355 | 121 |
| Drinking places | 22 | 18 | 1,220 | 1,178 | 308 | 6,652 | 6,274 | 118 | 95 | 24 |
| General merchandise group, total | 18 | 16 | 10,273 | (D) | 1,610 | 30,387 | 27,630 | 593 | 470 | 12 |
| General merchandise group (except variety) | 9 | 9 | 8,539 | 8,539 | 1,329 | 25,047 | 23,452 | 447 | 382 | 6 |
| Variety stores | 9 | 7 | 1,734 | (D) | 281 | 5,340 | 4,178 | 146 | 88 | 6 |
| Apparel, accessories stores, total | 65 | 57 | 6,271 | 6,047 | 761 | 15,349 | 13,111 | 329 | 247 | 73 |
| Shoe stores | 14 | 14 | 1,217 | 1,217 | 151 | 2,744 | 2,559 | 47 | 34 | 9 |
| Men's, boys' clothing and furnishings stores | 12 | 12 | 1,269 | 1,269 | 189 | 3,454 | 3,149 | 51 | 41 | 14 |
| Family clothing stores | 2 | 2 | (D) | (D) | (D) | (D) | (D) | (D) | (D) | (D) |
| Women's clothing, specialty stores | 30 | 24 | 2,805 | 2,699 | 331 | 7,710 | 6,210 | 189 | 142 | 34 |
| Ready-to-wear stores | (NA) | 19 | (NA) | 2,277 | 259 | 6,211 | 4,958 | 136 | 105 | (NA) |
| Other clothing, specialty stores | (NA) | 5 | (NA) | 422 | 72 | 1,499 | 1,252 | 53 | 37 | (NA) |
| Other apparel stores | 5 | 5 | (D) | (D) | (D) | (D) | (D) | (D) | (D) | (D) |
| Furniture, home furnishings, appliance dealers, total | 54 | 38 | 6,535 | 6,237 | 927 | 17,520 | 16,570 | 274 | 244 | 81 |
| Furniture, home furnishings stores, antique stores | 34 | 22 | 4,839 | 4,637 | 711 | 13,533 | 12,688 | 212 | 186 | 53 |
| Household appliance, radio, TV stores | 20 | 16 | 1,696 | 1,600 | 216 | 3,987 | 3,882 | 62 | 58 | 28 |
| Automotive group | 48 | 40 | 20,051 | 19,857 | 2,049 | 42,179 | 41,978 | 504 | 497 | 45 |
| Gasoline service stations | 94 | 70 | 6,553 | 5,877 | 567 | 11,369 | 10,096 | 234 | 165 | 93 |
| Lumber, bldg. mats., hardware, farm equip. dealers, total | 37 | 27 | 6,222 | 5,924 | 593 | 11,888 | 10,823 | 152 | 124 | 36 |
| Farm equipment dealers | 2 | 2 | (D) | (D) | (D) | (D) | (D) | (D) | (D) | (D) |
| Lumber, building materials, supplies, equipment dealers | 24 | 16 | 4,592 | 4,348 | 456 | 9,260 | 8,633 | 107 | 91 | 25 |
| Hardware stores | 11 | 9 | (D) | (D) | (D) | (D) | (D) | (D) | (D) | (D) |
| Drug stores, proprietary stores, total | 20 | 20 | 3,064 | 3,064 | 463 | 9,010 | 8,572 | 155 | 138 | 17 |
| Drug stores | 20 | 20 | 3,064 | 3,064 | 463 | 9,010 | 8,572 | 155 | 138 | 17 |
| Proprietary stores | ... | ... | ... | ... | ... | ... | ... | ... | ... | ... |
| Other retail stores, total | 124 | 82 | 12,692 | (D) | 1,121 | 22,162 | 20,739 | 357 | 299 | 140 |
| Liquor stores | 21 | 19 | 2,442 | (D) | 125 | 2,491 | 1,809 | 53 | 26 | 30 |
| Fuel, ice dealers | 4 | ... | 146 | ... | ... | ... | ... | ... | ... | ... |
| Feed, farm, garden supply stores | 8 | 8 | 5,389 | 5,389 | 421 | 7,543 | 7,431 | 88 | 84 | 7 |
| Jewelry stores | 15 | 9 | 1,008 | 960 | 140 | 2,697 | 2,672 | 47 | 46 | 24 |
| Book, stationery stores | 6 | 6 | 791 | 791 | 141 | 3,082 | 3,072 | 47 | 46 | 7 |
| Other retail stores (except second-hand) | 51 | 35 | 2,449 | 2,175 | 252 | 5,530 | 4,973 | 110 | 86 | 48 |
| Second-hand stores | 5 | 5 | 201 | 201 | 42 | 819 | 782 | 12 | 11 | 4 |
| Nonstore retailers | 33 | 5 | 892 | 524 | 143 | 2,465 | 2,248 | 54 | 46 | 30 |

Standard Notes: (D) Withheld to avoid disclosure. (NA) Not available. n.e.c. Not elsewhere classified. XXX Not applicable. (Z) Less than \$500. ... Represents zero.
¹ Group totals may include data for establishments without payroll which could not be classified by detailed kind of business.

RETAIL TRADE—AREA STATISTICS

Table 105. RETAIL TRADE: 1954 — CITIES WITH 500 ESTABLISHMENTS OR MORE—Continued

Establishments, Sales, Payroll, and Personnel, by Kind of Business

| City and kind of business | Establishments | | Sales | | Payroll, entire year (\$1,000) | Payroll, workweek ended nearest Nov. 15 | | Paid employees, workweek ended nearest Nov. 15 | | Proprietors (unincorporated businesses only) ¹ (Number) |
|--|--------------------------------|--------------------------|---|--|-----------------------------------|---|----------------------------|--|---------------------------|---|
| | Total ¹ (Number) | With payroll (Number) | Total, all establishments ¹ (\$1,000) | Establishments with payroll (\$1,000) | | Total (Dollars) | Full workweek (Dollars) | Total (Number) | Full workweek (Number) | |
| SACRAMENTO | | | | | | | | | | |
| Retail trade, total..... | 2,498 | 1,736 | 352,409 | 333,213 | 42,941 | 845,471 | 794,713 | 13,749 | 11,589 | 2,907 |
| Food stores, total..... | 454 | 266 | 78,472 | 70,098 | 5,213 | 103,040 | 97,211 | 1,431 | 1,185 | 563 |
| Grocery stores..... | 287 | 159 | 67,339 | 60,923 | 4,279 | 83,623 | 78,945 | 1,130 | 936 | 364 |
| Meat markets, fish (seafood) markets..... | 72 | 52 | 6,973 | 6,273 | 526 | 10,715 | 10,157 | 140 | 114 | 86 |
| Fruit stores, vegetable markets..... | 34 | 6 | 1,285 | 271 | 25 | 416 | 396 | 6 | 6 | 44 |
| Candy, nut, confectionery stores..... | 13 | 9 | 679 | (D) | (D) | (D) | (D) | (D) | (D) | (D) |
| Bakery products stores..... | 24 | 22 | 817 | (D) | 183 | 4,106 | 3,911 | 74 | 66 | 25 |
| Other food stores..... | 22 | 18 | 1,365 | (D) | (D) | (D) | (D) | (D) | (D) | (D) |
| Eating, drinking places, total..... | 618 | 490 | 29,930 | 27,926 | 7,392 | 147,724 | 139,232 | 3,110 | 2,733 | 794 |
| Eating places (except refreshment stands)..... | 345 | 251 | 19,128 | 17,520 | 5,193 | 102,639 | 97,862 | 2,201 | 1,972 | 436 |
| Refreshment stands..... | 40 | 30 | 1,400 | 1,334 | 306 | 5,113 | 4,440 | 127 | 98 | 40 |
| Drinking places..... | 233 | 209 | 9,402 | 9,072 | 1,893 | 39,972 | 36,930 | 782 | 663 | 318 |
| General merchandise group, total..... | 63 | 47 | 42,091 | 41,887 | 6,668 | 124,384 | 110,682 | 2,486 | 1,780 | 66 |
| Department stores..... | 6 | 6 | (D) | (D) | (D) | (D) | (D) | (D) | (D) | (D) |
| Dry goods, general merchandise stores..... | 19 | 13 | 4,922 | 4,860 | 509 | 10,553 | 8,861 | 169 | 108 | 25 |
| General stores..... | 2 | 2 | (D) | (D) | (D) | (D) | (D) | (D) | (D) | (D) |
| Variety stores..... | 36 | 26 | 5,057 | 4,915 | 757 | 15,289 | 12,111 | 414 | 247 | 38 |
| Apparel, accessories stores, total..... | 189 | 161 | 22,112 | 21,606 | 3,129 | 59,657 | 54,129 | 1,086 | 872 | 152 |
| Shoe stores..... | 52 | 44 | 5,197 | 4,949 | 686 | 11,803 | 10,624 | 196 | 140 | 36 |
| Men's, boys' clothing and furnishings stores..... | (NA) | 32 | (NA) | 4,316 | 549 | 10,447 | 9,696 | 152 | 124 | (NA) |
| Family clothing stores..... | (NA) | 8 | (NA) | 2,422 | 392 | 7,438 | 6,798 | 133 | 108 | (NA) |
| Women's clothing, specialty stores..... | 64 | 62 | 8,811 | (D) | 1,349 | 26,942 | 24,031 | 553 | 450 | 48 |
| Ready-to-wear stores..... | (NA) | 39 | (NA) | 7,735 | 1,206 | 24,108 | 21,513 | 483 | 395 | (NA) |
| Millinery stores..... | (NA) | 13 | (NA) | (D) | (D) | (D) | (D) | (D) | (D) | (NA) |
| Other clothing, specialty stores..... | (NA) | 10 | (NA) | 540 | (D) | (D) | (D) | (D) | (D) | (NA) |
| Other apparel stores..... | 23 | 15 | 1,224 | (D) | 153 | 3,027 | 2,980 | 52 | 30 | 25 |
| Furniture, home furnishings, appliance dealers, total..... | 145 | 111 | 30,926 | 30,378 | 4,526 | 103,132 | 99,832 | 1,399 | 1,284 | 159 |
| Furniture, home furnishings stores..... | 71 | 53 | 22,778 | 22,544 | 3,463 | 82,040 | 79,177 | 1,107 | 1,008 | 73 |
| Furniture stores..... | (NA) | 28 | (NA) | 19,991 | 2,845 | 68,467 | 65,904 | 946 | 856 | (NA) |
| Home furnishings stores, antique stores..... | 72 | 25 | (NA) | 2,553 | 618 | 13,573 | 13,273 | 161 | 152 | (NA) |
| Household appliance, radio, TV stores..... | 72 | 58 | 8,140 | 7,834 | 1,063 | 21,092 | 20,655 | 292 | 276 | 84 |
| Automotive group, total..... | 125 | 99 | 55,175 | 54,229 | 5,722 | 104,222 | 102,429 | 1,174 | 1,133 | 142 |
| Passenger car dealers (franchised)..... | 23 | 19 | 38,057 | 37,899 | 4,263 | 74,922 | 74,443 | 822 | 810 | 20 |
| Passenger car dealers (nonfranchised)..... | 57 | 43 | 10,890 | 10,200 | 605 | 11,293 | 10,492 | 134 | 123 | 76 |
| Tire, battery, accessory dealers..... | 31 | 25 | 4,960 | (D) | 747 | 15,187 | 14,920 | 177 | 168 | 32 |
| Other automotive dealers..... | 14 | 12 | 1,268 | (D) | 107 | 2,820 | 2,574 | 41 | 32 | 14 |
| Gasoline service stations..... | 239 | 189 | 20,603 | 18,947 | 1,862 | 39,170 | 33,625 | 714 | 513 | 283 |
| Lumber, bldg. mats., hardware, farm equip. dealers, total..... | 116 | 80 | 28,546 | 27,500 | 2,619 | 51,013 | 49,960 | 632 | 603 | 142 |
| Farm equipment dealers..... | 13 | 9 | 3,608 | 3,524 | 461 | 8,780 | 8,683 | 105 | 104 | 13 |
| Lumber, building materials dealers..... | 35 | 27 | 18,156 | 17,874 | 1,470 | 28,919 | 28,634 | 333 | 325 | 33 |
| Plumbing, paint, electrical stores..... | 26 | 20 | 2,429 | 2,353 | 277 | 4,711 | 4,436 | 62 | 58 | 30 |
| Hardware stores..... | 42 | 24 | 4,353 | 3,745 | 411 | 8,603 | 8,207 | 132 | 116 | 66 |
| Drug stores, proprietary stores, total..... | 77 | 61 | 11,462 | 11,102 | 1,333 | 27,894 | 25,254 | 477 | 367 | 82 |
| Drug stores..... | (NA) | 61 | (NA) | 11,102 | 1,333 | 27,894 | 25,254 | 477 | 367 | (NA) |
| Proprietary stores..... | (NA) | 0 | (NA) | 0 | 0 | 0 | 0 | 0 | 0 | (NA) |
| Other retail stores, total..... | 381 | 213 | 27,184 | 24,362 | 3,571 | 67,025 | 64,421 | 1,005 | 893 | 435 |
| Liquor stores..... | 43 | 35 | 2,849 | 2,567 | 192 | 2,152 | 2,165 | 52 | 37 | 53 |
| Fuel, ice dealers..... | 17 | 9 | 1,549 | 1,455 | 250 | 4,160 | 3,969 | 56 | 49 | 15 |
| Feed, farm, garden supply stores..... | 22 | 14 | 5,945 | 5,869 | 905 | 15,766 | 15,539 | 183 | 174 | 19 |
| Jewelry stores..... | 39 | 25 | 3,645 | (D) | (D) | (D) | (D) | (D) | (D) | (D) |
| Book, stationery stores..... | 18 | 14 | 1,975 | 1,889 | 278 | 5,261 | 5,058 | 83 | 75 | 22 |
| Sporting goods, bicycle stores..... | 14 | 12 | 1,303 | (D) | 144 | 3,034 | 2,834 | 49 | 41 | 16 |
| Florists..... | 21 | 15 | 653 | 593 | 79 | 1,520 | 1,291 | 38 | 20 | 39 |
| Cigar stores, stands..... | 8 | 6 | (D) | (D) | (D) | (D) | (D) | (D) | (D) | (D) |
| News dealers, newsstands..... | 9 | 1 | 258 | (D) | (D) | (D) | (D) | (D) | (D) | (D) |
| Gift, novelty, souvenir stores..... | 16 | 6 | 333 | (D) | (D) | (D) | (D) | (D) | (D) | (D) |
| Music stores..... | 16 | 8 | 1,779 | (D) | (D) | (D) | (D) | (D) | (D) | (D) |
| Camera, photographic supply stores..... | 6 | 6 | (D) | (D) | (D) | (D) | (D) | (D) | (D) | (D) |
| Other retail stores (except second-hand)..... | 56 | 49 | (D) | (D) | (D) | (D) | (D) | (D) | (D) | (D) |
| Second-hand stores..... | 35 | 13 | 1,052 | 790 | 170 | 3,539 | 3,340 | 96 | 92 | 50 |
| Nonstore retailers, total..... | 91 | 19 | 5,908 | 5,178 | 906 | 18,210 | 17,938 | 235 | 226 | 89 |
| Mail order houses..... | 0 | 0 | 0 | 0 | 0 | 0 | 0 | 0 | 0 | 0 |
| Direct selling (house-to-house) organizations..... | 74 | 14 | 4,311 | (D) | (D) | (D) | (D) | (D) | (D) | (D) |
| Merchandise vending machine operators..... | 17 | 5 | 1,597 | (D) | (D) | (D) | (D) | (D) | (D) | (D) |
| SALINAS | | | | | | | | | | |
| Retail trade, total..... | 522 | 406 | 61,960 | 58,664 | 7,977 | 147,903 | 138,620 | 2,421 | 2,010 | 543 |
| Food stores, total..... | 66 | 44 | 12,132 | 11,116 | 908 | 16,234 | 15,037 | 221 | 182 | 81 |
| Grocery stores..... | 43 | 25 | 10,645 | 9,857 | 759 | 13,547 | 12,679 | 167 | 143 | 56 |
| Meat markets, fish (seafood) markets..... | 11 | 9 | 890 | (D) | 72 | 1,218 | 1,045 | 18 | 12 | 12 |
| Fruit stores, vegetable markets..... | 1 | 1 | (D) | (D) | (D) | (D) | (D) | (D) | (D) | (D) |
| Candy, nut, confectionery stores..... | 1 | 1 | (D) | (D) | (D) | (D) | (D) | (D) | (D) | (D) |
| Other food stores..... | 8 | 8 | (D) | (D) | (D) | (D) | (D) | (D) | (D) | (D) |
| Eating, drinking places, total..... | 118 | 104 | 4,947 | 4,731 | 1,185 | 24,922 | 23,330 | 534 | 443 | 139 |
| Eating places..... | 72 | 62 | 3,591 | 3,461 | 907 | 19,396 | 18,699 | 387 | 350 | 89 |
| Drinking places..... | 46 | 42 | 1,356 | 1,270 | 278 | 5,526 | 4,631 | 147 | 93 | 50 |
| General merchandise group, total..... | 22 | 16 | 7,656 | 7,556 | 1,087 | 22,629 | 19,665 | 458 | 316 | 17 |
| General merchandise group (except variety)..... | 12 | 10 | 6,500 | (D) | 902 | 19,002 | 16,686 | 344 | 245 | 12 |
| Variety stores..... | 10 | 6 | 1,156 | (D) | 185 | 3,627 | 2,979 | 114 | 71 | 5 |

Standard Notes: (D) Withheld to avoid disclosure. (NA) Not available. n.e.c. Not elsewhere classified. XXX Not applicable. (Z) Less than \$500. ... Represents zero.
¹Group totals may include data for establishments without payroll which could not be classified by detailed kind of business.

Table 105. RETAIL TRADE: 1954 — CITIES WITH 500 ESTABLISHMENTS OR MORE—Continued

Establishments, Sales, Payroll, and Personnel, by Kind of Business

| City and kind of business | Establishments | | Sales | | Payroll, entire year (\$1,000) | Payroll, workweek ended nearest Nov. 15 | | Paid employees, workweek ended nearest Nov. 15 | | Proprietors (unincorporated businesses only) ¹ (Number) |
|---|--------------------------------|--------------------------|---|--|-----------------------------------|---|----------------------------|--|---------------------------|---|
| | Total ¹ (Number) | With payroll (Number) | Total, all establishments ¹ (\$1,000) | Establishments with payroll (\$1,000) | | Total (Dollars) | Full workweek (Dollars) | Total (Number) | Full workweek (Number) | |
| | SALINAS--Con. | | | | | | | | | |
| Apparel, accessories stores, total | 61 | 47 | 4,722 | 4,376 | 481 | 8,545 | 7,533 | 187 | 145 | 63 |
| Shoe stores | 12 | 12 | 944 | 944 | 115 | 2,046 | 1,823 | 38 | 28 | 8 |
| Men's, boys' clothing and furnishings stores | (NA) | 15 | (NA) | (D) | 104 | 2,153 | 1,786 | 39 | 25 | (NA) |
| Family clothing stores | (NA) | 2 | (NA) | (D) | (D) | (D) | (D) | (D) | (D) | (NA) |
| Women's clothing, specialty stores | (NA) | 19 | 2,059 | (D) | (D) | (D) | (D) | (D) | (D) | (D) |
| Ready-to-wear stores | (NA) | 13 | (NA) | 1,929 | 222 | 3,595 | 3,208 | 94 | 78 | (NA) |
| Other clothing, specialty stores | (NA) | 2 | (NA) | (D) | (D) | (D) | (D) | (D) | (D) | (NA) |
| Other apparel stores | 11 | 3 | 364 | 158 | 14 | 272 | 237 | 7 | 5 | 11 |
| Furniture, home furnishings, appliance dealers, total | 33 | 27 | 3,074 | 2,960 | 374 | 6,440 | 6,086 | 95 | 83 | 31 |
| Furniture, home furnishings stores, antique stores | 21 | 15 | 1,947 | 1,833 | 213 | 3,667 | 3,452 | 54 | 48 | 23 |
| Household appliance, radio, TV stores | 12 | 12 | 1,127 | 1,127 | 161 | 2,773 | 2,634 | 41 | 35 | 8 |
| Automotive group | 34 | 28 | 11,066 | 10,866 | 1,506 | 28,852 | 28,711 | 340 | 335 | 27 |
| Gasoline service stations | 52 | 42 | 4,536 | 4,068 | 695 | 7,716 | 6,785 | 147 | 110 | 51 |
| Lumber, bldg. mats., hardware, farm equip. dealers, total | 22 | 22 | 4,679 | 4,599 | 763 | 14,870 | 14,766 | 166 | 162 | 17 |
| Farm equipment dealers | 4 | 4 | 1,987 | 1,987 | 413 | 8,269 | 8,226 | 80 | 78 | 1 |
| Lumber, building materials, supplies, equipment dealers | 11 | 11 | 2,173 | 2,093 | 272 | 5,087 | 5,045 | 62 | 61 | 10 |
| Hardware stores | 7 | 7 | 519 | 519 | 78 | 1,514 | 1,495 | 24 | 23 | 6 |
| Drug stores, proprietary stores, total | 14 | 12 | 1,665 | (D) | 298 | 4,151 | 3,905 | 71 | 58 | 14 |
| Drug stores | (NA) | 12 | (NA) | (D) | 298 | 4,151 | 3,905 | 71 | 58 | (NA) |
| Proprietary stores | (NA) | ... | (NA) | ... | ... | ... | ... | ... | ... | (NA) |
| Other retail stores, total | 86 | 60 | 7,072 | 6,338 | (D) | (D) | (D) | (D) | (D) | (D) |
| Liquor stores | 10 | 10 | 1,083 | 1,083 | 82 | 1,486 | 1,320 | 21 | 15 | 8 |
| Fuel, ice dealers | 1 | 1 | (D) | (D) | (D) | (D) | (D) | (D) | (D) | (D) |
| Feed, farm, garden supply stores | 10 | 10 | 2,935 | 2,935 | 217 | 4,048 | 3,994 | 48 | 47 | 9 |
| Jewelry stores | 14 | 12 | 983 | (D) | 154 | 3,738 | 3,436 | 61 | 50 | 16 |
| Book, stationery stores | 2 | 2 | (D) | (D) | (D) | (D) | (D) | (D) | (D) | (D) |
| Other retail stores (except second-hand) | 37 | 21 | 1,610 | 1,094 | 133 | 2,535 | 2,450 | 42 | 38 | 40 |
| Second-hand stores | 6 | 4 | 114 | (D) | 19 | 377 | 377 | 6 | 6 | 3 |
| Nonstore retailers | 14 | 4 | 611 | (D) | (D) | (D) | (D) | (D) | (D) | (D) |
| SAN BERNARDINO | | | | | | | | | | |
| Retail trade, total | 1,029 | 741 | 144,276 | 136,518 | 16,852 | 336,672 | 316,979 | 5,787 | 4,906 | 1,131 |
| Food stores, total | 144 | 84 | 31,110 | 28,874 | 2,392 | 48,236 | 43,393 | 747 | 587 | 169 |
| Grocery stores | 105 | 61 | 29,352 | 27,550 | 2,278 | 46,162 | 41,576 | 696 | 545 | 120 |
| Meat markets, fish (seafood) markets | 5 | 3 | (D) | (D) | (D) | (D) | (D) | (D) | (D) | 13 |
| Fruit stores, vegetable markets | 7 | 3 | 367 | 239 | 10 | 145 | 145 | 4 | 4 | 4 |
| Candy, nut, confectionery stores | 2 | 2 | (D) | (D) | (D) | (D) | (D) | (D) | (D) | (D) |
| Other food stores | 25 | 15 | 841 | 695 | 71 | 1,380 | 1,272 | 36 | 31 | 27 |
| Eating, drinking places, total | 196 | 166 | 7,856 | 7,292 | 1,681 | 33,265 | 31,013 | 825 | 707 | 269 |
| Eating places | 128 | 100 | 5,221 | (D) | 1,135 | 22,776 | 21,922 | 575 | 489 | 162 |
| Drinking places | 68 | 66 | 2,635 | (D) | 546 | 10,489 | 9,821 | 250 | 218 | 107 |
| General merchandise group, total | 29 | 25 | 22,449 | 22,411 | 3,546 | 75,436 | 71,155 | 1,492 | 1,264 | 14 |
| General merchandise group (except variety) | 18 | 14 | 19,914 | 19,876 | 3,114 | 66,968 | 64,116 | 1,226 | 1,107 | 10 |
| Variety stores | 11 | 11 | 2,535 | 2,535 | 432 | 8,468 | 7,039 | 266 | 157 | 4 |
| Apparel, accessories stores, total | 81 | 71 | 9,000 | 8,864 | 983 | 18,158 | 16,719 | 365 | 278 | 69 |
| Shoe stores | 21 | 21 | 2,523 | 2,523 | 322 | 5,654 | 5,117 | 104 | 65 | 11 |
| Men's, boys' clothing and furnishings stores | (NA) | 16 | (NA) | 1,875 | 164 | 3,202 | 3,042 | 59 | 49 | (NA) |
| Family clothing stores | (NA) | 4 | (NA) | 945 | 136 | 2,494 | 2,293 | 45 | 34 | (NA) |
| Women's clothing, specialty stores | 26 | 24 | 3,223 | (D) | 321 | 6,015 | 5,647 | 143 | 120 | 23 |
| Ready-to-wear stores | (NA) | 20 | (NA) | 3,051 | 306 | 5,718 | 5,394 | 133 | 113 | (NA) |
| Other clothing, specialty stores | (NA) | 4 | (NA) | (D) | 15 | 297 | 253 | 10 | 7 | (NA) |
| Other apparel stores | 12 | 6 | 424 | (D) | 40 | 793 | 620 | 14 | 10 | 15 |
| Furniture, home furnishings, appliance dealers, total | 80 | 68 | 9,264 | 8,786 | 1,123 | 21,672 | 20,758 | 326 | 289 | 89 |
| Furniture, home furnishings stores, antique stores | 47 | 41 | 6,157 | 5,981 | 667 | 12,150 | 11,642 | 194 | 171 | 51 |
| Household appliance, radio, TV stores | 33 | 27 | 3,107 | 2,805 | 456 | 9,522 | 9,116 | 132 | 118 | 38 |
| Automotive group | 72 | 60 | 26,471 | 25,921 | 2,873 | 56,091 | 55,660 | 616 | 594 | 57 |
| Gasoline service stations | 132 | 94 | 10,478 | 9,618 | 976 | 20,174 | 18,697 | 372 | 314 | 152 |
| Lumber, bldg. mats., hardware, farm equip. dealers, total | 58 | 42 | 10,332 | 9,830 | 1,237 | 23,949 | 22,954 | 331 | 295 | 56 |
| Farm equipment dealers | 3 | 3 | (D) | (D) | (D) | (D) | (D) | (D) | (D) | (D) |
| Lumber, building materials, supplies, equipment dealers | 39 | 31 | 7,789 | 7,477 | 979 | 17,930 | 17,297 | 236 | 208 | 39 |
| Hardware stores | 16 | 8 | (D) | (D) | (D) | (D) | (D) | (D) | (D) | (D) |
| Drug stores, proprietary stores, total | 25 | 23 | 5,193 | (D) | 638 | 12,569 | 11,744 | 208 | 173 | 25 |
| Drug stores | (NA) | 23 | (NA) | (D) | 638 | 12,569 | 11,744 | 208 | 173 | (NA) |
| Proprietary stores | (NA) | ... | (NA) | ... | ... | ... | ... | ... | ... | (NA) |
| Other retail stores, total | 170 | 100 | 10,358 | (D) | 1,155 | 22,566 | 20,598 | 424 | 337 | 188 |
| Liquor stores | 27 | 23 | 2,350 | 2,024 | 85 | 1,685 | 1,348 | 39 | 24 | 39 |
| Fuel, ice dealers | 2 | ... | (D) | ... | ... | ... | ... | ... | ... | (D) |
| Feed, farm, garden supply stores | 12 | 8 | 1,796 | 1,494 | 162 | 2,854 | 2,601 | 47 | 34 | 10 |
| Jewelry stores | 22 | 10 | 1,472 | 1,288 | 212 | 4,195 | 4,129 | 57 | 52 | 21 |
| Book, stationery stores | 5 | 5 | 586 | 586 | 126 | 2,378 | 2,296 | 33 | 29 | 3 |
| Other retail stores (except second-hand) | 73 | 47 | (D) | 2,921 | 363 | 7,730 | 6,844 | 145 | 113 | (D) |
| Second-hand stores | 17 | 7 | 611 | (D) | 207 | 3,724 | 3,380 | 103 | 85 | 18 |
| Nonstore retailers | 42 | 8 | 1,765 | 1,357 | 248 | 4,556 | 4,288 | 81 | 68 | 43 |

Standard Notes: (D) Withheld to avoid disclosure. (NA) Not available. n.e.c. Not elsewhere classified. XXXX Not applicable. (Z) Less than \$500. ... Represents zero.
¹ Group totals may include data for establishments without payroll which could not be classified by detailed kind of business.

RETAIL TRADE—AREA STATISTICS

Table 105. RETAIL TRADE: 1954 — CITIES WITH 500 ESTABLISHMENTS OR MORE—Continued

Establishments, Sales, Payroll, and Personnel, by Kind of Business

| City and kind of business | Establishments | | Sales | | Payroll, entire year (\$1,000) | Payroll, workweek ended nearest Nov. 15 | | Paid employees, workweek ended nearest Nov. 15 | | Proprietors (unincorporated businesses only) ¹ (Number) |
|---|--------------------------------|--------------------------|---|--|-----------------------------------|---|----------------------------|--|---------------------------|---|
| | Total ¹ (Number) | With payroll (Number) | Total, all establishments ¹ (\$1,000) | Establishments with payroll (\$1,000) | | Total (Dollars) | Full workweek (Dollars) | Total (Number) | Full workweek (Number) | |
| SAN DIEGO | | | | | | | | | | |
| Retail trade, total..... | 3,829 | 2,865 | 524,870 | 501,264 | 70,361 | 1,335,512 | 1,226,925 | 22,453 | 18,426 | 3,988 |
| Food stores, total..... | 634 | 402 | 106,562 | 97,832 | 8,548 | 169,928 | 158,735 | 2,465 | 1,997 | 717 |
| Grocery stores..... | 392 | 250 | 81,661 | 85,711 | 7,069 | 142,479 | 132,791 | 1,980 | 1,582 | 436 |
| Meat markets, fish (seafood) markets..... | 108 | 70 | 8,059 | 6,451 | 543 | 10,434 | 9,675 | 140 | 112 | 134 |
| Fruit stores, vegetable markets..... | 13 | 3 | 1,168 | 1,044 | 64 | 1,250 | 1,165 | 21 | 16 | 17 |
| Candy, nut, confectionery stores..... | 21 | 15 | (D) | 756 | 112 | 2,016 | 1,947 | 42 | 38 | (D) |
| Bakery products stores..... | 56 | 44 | 1,864 | 1,684 | 386 | 6,824 | 6,399 | 154 | 130 | 66 |
| Other food stores..... | 40 | 20 | (D) | 2,186 | 374 | 6,925 | 6,758 | 128 | 119 | (D) |
| Eating, drinking places, total..... | 832 | 720 | 44,374 | 43,038 | 11,815 | 233,205 | 215,522 | 4,927 | 4,127 | 987 |
| Eating places (except refreshment stands)..... | 483 | 405 | 29,928 | 29,046 | 8,147 | 157,591 | 146,153 | 3,375 | 2,882 | 565 |
| Refreshment stands..... | 46 | 30 | 1,547 | 1,325 | 304 | 5,536 | 3,658 | 155 | 75 | 48 |
| Drinking places..... | 301 | 285 | 12,881 | 12,667 | 3,364 | 70,078 | 65,711 | 1,397 | 1,170 | 372 |
| General merchandise group, total..... | 117 | 93 | 72,956 | 72,456 | 11,763 | 225,233 | 175,765 | 4,749 | 3,129 | 100 |
| Department stores..... | 9 | 9 | (D) | (D) | (D) | (D) | (D) | (D) | (D) | (D) |
| Dry goods, general merchandise stores..... | 43 | 33 | (D) | (D) | (D) | (D) | (D) | (D) | (D) | (D) |
| General stores..... | *** | *** | *** | *** | *** | *** | *** | *** | *** | *** |
| Variety stores..... | 65 | 51 | 8,455 | 8,175 | 1,344 | 25,153 | 21,015 | 745 | 492 | 56 |
| Apparel, accessories stores, total..... | 339 | 281 | 37,268 | 36,424 | 5,251 | 98,095 | 90,900 | 1,912 | 1,559 | 284 |
| Shoe stores..... | 83 | 57 | 7,957 | 7,655 | 1,107 | 19,952 | 18,666 | 321 | 248 | 47 |
| Men's, boys' clothing and furnishings stores..... | (NA) | 54 | (NA) | 7,107 | 955 | 16,301 | 15,452 | 272 | 243 | (NA) |
| Family clothing stores..... | (NA) | 15 | (NA) | 4,518 | 765 | 14,508 | 13,356 | 249 | 199 | (NA) |
| Women's clothing, specialty stores..... | 131 | 115 | 14,879 | 14,649 | 1,964 | 36,596 | 33,458 | 871 | 702 | 108 |
| Ready-to-wear stores..... | (NA) | 71 | (NA) | 12,547 | 1,662 | 30,390 | 27,668 | 733 | 589 | (NA) |
| Millinery stores..... | (NA) | 20 | (NA) | (D) | (D) | (D) | (D) | (D) | (D) | (NA) |
| Other clothing, specialty stores..... | (NA) | 24 | (NA) | (D) | (D) | (D) | (D) | (D) | (D) | (NA) |
| Other apparel stores..... | 40 | 30 | 2,581 | 2,495 | 460 | 10,738 | 9,968 | 199 | 167 | 42 |
| Furniture, home furnishings, appliance dealers, total..... | 278 | 212 | 35,021 | 33,405 | 4,936 | 90,698 | 87,904 | 1,255 | 1,160 | 300 |
| Furniture, home furnishings stores..... | 151 | 119 | 22,761 | 21,867 | 3,322 | 61,912 | 60,183 | 853 | 792 | 165 |
| Furniture stores..... | (NA) | 70 | (NA) | 16,686 | 2,466 | 45,563 | 44,590 | 597 | 556 | (NA) |
| Home furnishings stores, antique stores..... | (NA) | 49 | (NA) | 5,181 | 856 | 16,349 | 15,593 | 256 | 236 | (NA) |
| Household appliance, radio, TV stores..... | 125 | 93 | 12,252 | 11,538 | 1,614 | 28,786 | 27,721 | 402 | 368 | 133 |
| Automotive group, total..... | 190 | 158 | 101,582 | 99,930 | 11,523 | 220,871 | 217,435 | 2,470 | 2,399 | 152 |
| Passenger car dealers (franchised)..... | 44 | 44 | 78,827 | 78,827 | 8,965 | 171,259 | 170,915 | 1,852 | 1,842 | 20 |
| Passenger car dealers (nonfranchised)..... | 74 | 58 | 13,374 | 12,164 | 946 | 17,162 | 16,727 | 221 | 209 | 74 |
| Tire, battery, accessory dealers..... | 48 | 38 | 6,094 | 6,094 | 1,291 | 26,300 | 23,831 | 319 | 274 | 40 |
| Other automotive dealers..... | 24 | 18 | 3,131 | 2,845 | 321 | 6,150 | 5,962 | 78 | 74 | 18 |
| Gasoline service stations..... | 399 | 339 | 34,603 | 32,873 | 3,792 | 68,046 | 63,706 | 1,164 | 966 | 386 |
| Lumber, bldg. matls., hardware, farm equip. dealers, total..... | 108 | 94 | 25,311 | 24,847 | 3,503 | 63,964 | 61,453 | 792 | 733 | 86 |
| Farm equipment dealers..... | 7 | 5 | 2,863 | (D) | 319 | 6,020 | 6,020 | 74 | 74 | 3 |
| Lumber, building materials dealers..... | 34 | 30 | 16,452 | 16,388 | 2,350 | 41,183 | 39,816 | 466 | 442 | 22 |
| Plumbing, paint, electrical stores..... | 34 | 30 | 3,845 | 3,745 | 605 | 12,432 | 11,580 | 175 | 155 | 24 |
| Hardware stores..... | 33 | 19 | 2,151 | (D) | 229 | 4,329 | 4,037 | 77 | 62 | 37 |
| Drug stores, proprietary stores, total..... | 122 | 106 | 16,507 | 16,231 | 2,382 | 49,959 | 45,078 | 819 | 663 | 118 |
| Drug stores..... | (NA) | 85 | (NA) | 15,351 | 2,295 | 48,141 | 43,374 | 770 | 626 | (NA) |
| Proprietary stores..... | (NA) | 21 | (NA) | 880 | 87 | 1,818 | 1,704 | 49 | 37 | (NA) |
| Other retail stores, total..... | 615 | 429 | 42,644 | 38,362 | 5,886 | 97,697 | 92,961 | 1,616 | 1,425 | 658 |
| Liquor stores..... | 149 | 117 | 13,856 | 11,924 | 806 | 15,543 | 14,002 | 255 | 194 | 172 |
| Fuel, ice dealers..... | 8 | 4 | 530 | (D) | 65 | 1,461 | 1,158 | 28 | 14 | 7 |
| Feed, farm, garden supply stores..... | 22 | 14 | 1,429 | 1,205 | 232 | 3,890 | 3,764 | 58 | 51 | 22 |
| Jewelry stores..... | 73 | 53 | 6,657 | 6,419 | 1,919 | 21,617 | 20,979 | 307 | 281 | 75 |
| Book, stationery stores..... | 26 | 22 | 3,307 | 3,223 | 533 | 10,153 | 10,092 | 168 | 164 | 19 |
| Sporting goods, bicycle stores..... | 27 | 19 | 2,004 | 1,778 | 209 | 4,177 | 4,030 | 67 | 60 | 27 |
| Florists..... | 28 | 28 | 1,035 | 1,035 | 185 | 3,674 | 3,333 | 67 | 55 | 31 |
| Cigar stores, stands..... | 13 | 9 | 615 | 465 | 41 | 745 | 693 | 20 | 18 | 13 |
| News dealers, newsstands..... | 26 | 16 | 1,397 | 1,271 | 103 | 2,196 | 1,840 | 54 | 40 | 24 |
| Gift, novelty, souvenir stores..... | 33 | 23 | 881 | 755 | 109 | 2,532 | 2,324 | 60 | 51 | 34 |
| Music stores..... | 15 | 9 | 2,900 | 2,838 | 576 | 11,016 | 10,901 | 177 | 173 | 12 |
| Camera, photographic supply stores..... | 14 | 10 | 1,017 | 879 | 119 | 2,415 | 2,329 | 44 | 42 | 15 |
| Other retail stores (except second-hand)..... | 74 | 72 | 3,991 | (D) | 621 | 11,839 | 11,829 | 201 | 181 | 79 |
| Second-hand stores..... | 49 | 33 | 2,251 | 2,141 | 368 | 6,439 | 6,136 | 110 | 101 | 50 |
| Nonstore retailers, total..... | 195 | 41 | 8,042 | 5,866 | 962 | 17,816 | 17,466 | 284 | 268 | 200 |
| Mail order houses..... | 1 | 1 | (D) | (D) | (D) | (D) | (D) | (D) | (D) | (D) |
| Direct selling (house-to-house) organizations..... | 172 | 24 | 4,245 | 2,287 | 500 | 9,572 | 9,543 | 169 | 167 | 180 |
| Merchandise vending machine operators..... | 22 | 16 | (D) | (D) | (D) | (D) | (D) | (D) | (D) | (D) |
| SAN FRANCISCO (See San Francisco County, Table 104.) | | | | | | | | | | |
| SAN JOSE | | | | | | | | | | |
| Retail trade, total..... | 1,748 | 1,146 | 228,078 | 213,846 | 27,964 | 549,355 | 504,186 | 9,236 | 7,551 | 1,950 |
| Food stores, total..... | 363 | 173 | 53,260 | 46,290 | 3,801 | 75,317 | 68,315 | 1,005 | 814 | 439 |
| Grocery stores..... | 224 | 96 | 44,007 | 38,909 | 2,987 | 58,835 | 53,246 | 719 | 583 | 269 |
| Meat markets, fish (seafood) markets..... | 60 | 34 | 5,976 | 4,842 | 373 | 8,262 | 7,813 | 116 | 101 | 77 |
| Fruit stores, vegetable markets..... | 13 | 3 | 566 | (D) | (D) | (D) | (D) | (D) | (D) | (D) |
| Candy, nut, confectionery stores..... | 7 | 5 | 342 | (D) | 38 | 860 | 693 | 23 | 15 | 5 |
| Other food stores..... | 57 | 35 | 2,345 | 1,929 | (D) | (D) | (D) | (D) | (D) | (D) |
| Eating, drinking places, total..... | 321 | 255 | 15,159 | 13,981 | 3,445 | 71,509 | 65,459 | 1,494 | 1,214 | 403 |
| Eating places..... | 222 | 174 | 10,364 | 9,526 | 2,515 | 53,310 | 48,912 | 1,153 | 953 | 276 |
| Drinking places..... | 97 | 81 | 4,751 | 4,455 | 930 | 18,199 | 16,547 | 341 | 261 | 125 |
| General merchandise group, total..... | 46 | 34 | 30,171 | 30,053 | 4,778 | 97,223 | 85,573 | 2,057 | 1,579 | 34 |
| General merchandise group (except variety)..... | 26 | 20 | 25,535 | 25,499 | 3,900 | 79,371 | 72,224 | 1,606 | 1,316 | 21 |
| Variety stores..... | 20 | 14 | 4,636 | 4,554 | 878 | 17,852 | 13,349 | 451 | 263 | 13 |

Standard Notes: (D) Withheld to avoid disclosure. (NA) Not available. n.e.c. Not elsewhere classified. XXX Not applicable. (Z) Less than \$500. ... Represents zero.
¹ Group totals may include data for establishments without payroll which could not be classified by detailed kind of business.

Table 105. RETAIL TRADE: 1954 — CITIES WITH 500 ESTABLISHMENTS OR MORE—Continued

Establishments, Sales, Payroll, and Personnel, by Kind of Business

| City and kind of business | Establishments | | Sales | | Payroll, entire year (\$1,000) | Payroll, workweek ended nearest Nov. 15 | | Paid employees, workweek ended nearest Nov. 15 | | Proprietors (unincorporated businesses only) ¹ (Number) |
|--|--------------------------------|--------------------------|---|--|-----------------------------------|---|----------------------------|--|---------------------------|---|
| | Total ¹ (Number) | With payroll (Number) | Total, all establishments ¹ (\$1,000) | Establishments with payroll (\$1,000) | | Total (Dollars) | Full workweek (Dollars) | Total (Number) | Full workweek (Number) | |
| SAN JOSE--Con. | | | | | | | | | | |
| Apparel, accessories stores, total..... | 150 | 130 | 18,719 | 18,313 | 2,776 | 53,221 | 48,250 | 999 | 775 | 121 |
| Shoe stores..... | 34 | 32 | 4,069 | (D) | 615 | 11,041 | 9,856 | 198 | 136 | 17 |
| Men's, boys' clothing and furnishings stores..... | (NA) | 25 | (NA) | 3,399 | 466 | 9,733 | 8,889 | 155 | 126 | (NA) |
| Family clothing stores..... | (NA) | 8 | (NA) | 2,962 | 441 | 7,753 | 7,286 | 145 | 121 | (NA) |
| Women's clothing, specialty stores..... | 58 | 50 | 7,315 | 7,149 | 1,140 | 22,499 | 20,340 | 449 | 357 | 47 |
| Ready-to-wear stores..... | (NA) | 36 | (NA) | 6,156 | 1,008 | 19,832 | 17,900 | 391 | 310 | (NA) |
| Other clothing, specialty stores..... | (NA) | 14 | (NA) | 993 | 132 | 2,667 | 2,440 | 58 | 47 | (NA) |
| Other apparel stores..... | 19 | 15 | 866 | (D) | 114 | 2,195 | 1,879 | 52 | 35 | 22 |
| Furniture, home furnishings, appliance dealers, total..... | 127 | 101 | 19,461 | 18,947 | 2,725 | 54,575 | 52,981 | 823 | 752 | 152 |
| Furniture, home furnishings stores, antique stores..... | 79 | 61 | 11,702 | 11,310 | 1,698 | 34,946 | 34,182 | 545 | 512 | 98 |
| Household appliance, radio, TV stores..... | 48 | 40 | 7,759 | 7,637 | 1,027 | 19,629 | 18,799 | 278 | 240 | 54 |
| Automotive group..... | 97 | 69 | 33,876 | 33,326 | 3,612 | 64,426 | 62,911 | 752 | 721 | 115 |
| Gasoline service stations..... | 177 | 131 | 14,010 | 12,992 | 1,221 | 25,691 | 21,593 | 497 | 328 | 188 |
| Lumber, bldg. mats., hardware, farm equip. dealers, total..... | 47 | 39 | 12,026 | 11,696 | 1,753 | 31,034 | 27,303 | 388 | 339 | 48 |
| Farm equipment dealers..... | 7 | 7 | 2,277 | 2,277 | 266 | 5,200 | 5,130 | 60 | 58 | 8 |
| Lumber, building materials, supplies, equipment dealers..... | 19 | 17 | 6,815 | (D) | 1,068 | 17,790 | 16,728 | 212 | 191 | 19 |
| Hardware stores..... | 21 | 15 | 2,934 | (D) | 419 | 8,044 | 5,445 | 116 | 90 | 21 |
| Drug stores, proprietary stores, total..... | 49 | 39 | 7,432 | 7,218 | 852 | 16,131 | 14,267 | 297 | 221 | 58 |
| Drug stores..... | (NA) | 38 | (NA) | (D) | (D) | (D) | (D) | (D) | (D) | (NA) |
| Proprietary stores..... | (NA) | 1 | (NA) | (D) | (D) | (D) | (D) | (D) | (D) | (NA) |
| Other retail stores, total..... | 282 | 162 | 20,596 | 18,530 | 2,380 | 47,830 | 45,513 | 753 | 651 | 303 |
| Liquor stores..... | 29 | 21 | 2,440 | 2,072 | 135 | 2,497 | 2,282 | 54 | 38 | 32 |
| Fuel, ice dealers..... | 6 | 6 | 1,211 | 1,211 | 261 | 5,074 | 5,015 | 64 | 62 | 2 |
| Feed, farm, garden supply stores..... | 24 | 14 | 4,520 | 4,368 | 255 | 5,450 | 5,394 | 77 | 75 | 29 |
| Jewelry stores..... | 30 | 20 | 3,141 | 2,883 | 514 | 9,658 | 9,336 | 133 | 124 | 29 |
| Book, stationery stores..... | 9 | 7 | 1,164 | (D) | 227 | 4,243 | 3,667 | 77 | 52 | 5 |
| Other retail stores (except second-hand)..... | 116 | 80 | 6,499 | (D) | 850 | 17,872 | 16,831 | 306 | 259 | 126 |
| Second-hand stores..... | 18 | 14 | 909 | 839 | 138 | 3,036 | 2,988 | 42 | 41 | 24 |
| Nonstore retailers..... | 89 | 13 | 3,368 | 2,500 | 621 | 12,398 | 12,021 | 171 | 157 | 89 |
| SAN LEANDRO | | | | | | | | | | |
| Retail trade, total..... | 577 | 343 | 59,854 | 54,066 | 5,992 | 119,368 | 109,023 | 1,900 | 1,480 | 628 |
| Food stores, total..... | 105 | 59 | 18,575 | 16,669 | 1,442 | 27,093 | 23,910 | 401 | 285 | 119 |
| Grocery stores..... | 56 | 28 | 15,603 | 14,147 | 1,107 | 20,926 | 18,677 | 299 | 209 | 63 |
| Meat markets, fish (seafood) markets..... | 17 | 15 | 1,750 | (D) | 146 | 2,710 | 2,378 | 35 | 26 | 18 |
| Fruit stores, vegetable markets..... | 2 | 2 | (D) | (D) | (D) | (D) | (D) | (D) | (D) | (D) |
| Candy, nut, confectionery stores..... | 4 | 2 | (D) | (D) | (D) | (D) | (D) | (D) | (D) | (D) |
| Other food stores..... | 24 | 12 | 1,043 | 761 | 176 | 3,207 | 2,605 | 64 | 47 | 30 |
| Eating, drinking places, total..... | 100 | 58 | 4,053 | 3,419 | 810 | 16,246 | 14,690 | 359 | 278 | 133 |
| Eating places..... | 75 | 43 | 3,160 | 2,732 | 669 | 13,731 | 12,350 | 301 | 245 | 94 |
| Drinking places..... | 25 | 15 | 893 | 687 | 141 | 2,515 | 2,340 | 38 | 33 | 39 |
| General merchandise group, total..... | 19 | 15 | 3,226 | 3,028 | 394 | 8,000 | 6,746 | 162 | 102 | 14 |
| General merchandise group (except variety)..... | 7 | 3 | (D) | (D) | (D) | (D) | (D) | (D) | (D) | (D) |
| Variety stores..... | 12 | 12 | (D) | (D) | (D) | (D) | (D) | (D) | (D) | (D) |
| Apparel, accessories stores, total..... | 32 | 30 | 2,797 | (D) | 345 | 7,415 | 6,953 | 138 | 116 | 26 |
| Shoe stores..... | 10 | 8 | 809 | (D) | 118 | 1,597 | 1,427 | 25 | 18 | 5 |
| Men's, boys' clothing and furnishings stores..... | 3 | 3 | 460 | 460 | 55 | 1,781 | 1,781 | 30 | 30 | 3 |
| Family clothing stores..... | 1 | 1 | (D) | (D) | (D) | (D) | (D) | (D) | (D) | (D) |
| Women's clothing, specialty stores..... | 13 | 13 | 1,077 | 1,077 | 117 | 2,806 | 2,572 | 65 | 53 | 13 |
| Ready-to-wear stores..... | 12 | 12 | (D) | (D) | (D) | (D) | (D) | (D) | (D) | (D) |
| Other clothing, specialty stores..... | 1 | 1 | (D) | (D) | (D) | (D) | (D) | (D) | (D) | (D) |
| Other apparel stores..... | 5 | 5 | (D) | (D) | (D) | (D) | (D) | (D) | (D) | (D) |
| Furniture, home furnishings, appliance dealers, total..... | 39 | 29 | 2,791 | 2,647 | 295 | 5,302 | 4,971 | 79 | 70 | 41 |
| Furniture, home furnishings stores, antique stores..... | 21 | 15 | 1,648 | 1,534 | 148 | 2,986 | 2,768 | 44 | 38 | 23 |
| Household appliance, radio, TV stores..... | 18 | 14 | 1,143 | 1,113 | 147 | 2,316 | 2,203 | 35 | 32 | 18 |
| Automotive group..... | 36 | 26 | 11,230 | 10,760 | 1,131 | 22,399 | 21,798 | 239 | 225 | 28 |
| Gasoline service stations..... | 64 | 46 | 5,780 | 5,380 | 461 | 8,768 | 7,585 | 179 | 122 | 71 |
| Lumber, bldg. mats., hardware, farm equip. dealers, total..... | 26 | 22 | 4,000 | 3,942 | 502 | 10,632 | 10,499 | 140 | 131 | 25 |
| Farm equipment dealers..... | 2 | 2 | (D) | (D) | (D) | (D) | (D) | (D) | (D) | (D) |
| Lumber, building materials, supplies, equipment dealers..... | 15 | 11 | 2,248 | 2,190 | 295 | 5,637 | 5,551 | 71 | 66 | 16 |
| Hardware stores..... | 9 | 9 | (D) | (D) | (D) | (D) | (D) | (D) | (D) | (D) |
| Drug stores, proprietary stores, total..... | 17 | 15 | 2,260 | (D) | 317 | 7,138 | 6,471 | 100 | 78 | 20 |
| Drug stores..... | (NA) | 15 | (NA) | (D) | 317 | 7,138 | 6,471 | 100 | 78 | (NA) |
| Proprietary stores..... | (NA) | ••• | (NA) | ••• | ••• | ••• | ••• | ••• | ••• | (NA) |
| Other retail stores, total..... | 107 | 41 | 3,997 | 2,445 | (D) | (D) | (D) | (D) | (D) | (D) |
| Liquor stores..... | 22 | 6 | 1,513 | 747 | 35 | 771 | 556 | 22 | 7 | 27 |
| Fuel, ice dealers..... | ••• | ••• | ••• | ••• | ••• | ••• | ••• | ••• | ••• | ••• |
| Feed, farm, garden supply stores..... | 6 | 6 | 471 | 471 | 55 | 959 | 800 | 18 | 11 | 4 |
| Jewelry stores..... | 3 | 3 | 70 | 70 | 10 | 190 | 190 | 3 | 3 | 3 |
| Book, stationery stores..... | 4 | 2 | 145 | (D) | (D) | (D) | (D) | (D) | (D) | (D) |
| Other retail stores (except second-hand)..... | 40 | 20 | 1,129 | 849 | 101 | 2,432 | 1,932 | 51 | 28 | 40 |
| Second-hand stores..... | 12 | 4 | 307 | (D) | (D) | (D) | (D) | (D) | (D) | (D) |
| Nonstore retailers..... | 32 | 2 | 1,145 | (D) | (D) | (D) | (D) | (D) | (D) | (D) |

Standard Notes: (D) Withheld to avoid disclosure. (NA) Not available. n.e.c. Not elsewhere classified. XXX Not applicable. (Z) Less than \$500. ... Represents zero.
¹ Group totals may include data for establishments without payroll which could not be classified by detailed kind of business.

RETAIL TRADE—AREA STATISTICS

Table 105. RETAIL TRADE: 1954 — CITIES WITH 500 ESTABLISHMENTS OR MORE—Continued

Establishments, Sales, Payroll, and Personnel, by Kind of Business

| City and kind of business | Establishments | | Sales | | Payroll, entire year (\$1,000) | Payroll, workweek ended nearest Nov. 15 | | Paid employees, workweek ended nearest Nov. 15 | | Proprietors (unincorporated businesses only) ¹ (Number) |
|--|--------------------------------|--------------------------|---|--|-----------------------------------|---|----------------------------|--|---------------------------|---|
| | Total ¹ (Number) | With payroll (Number) | Total, all establishments ¹ (\$1,000) | Establishments with payroll (\$1,000) | | Total (Dollars) | Full workweek (Dollars) | Total (Number) | Full workweek (Number) | |
| SAN MATEO | | | | | | | | | | |
| Retail trade, total..... | 587 | 431 | 76,210 | 73,048 | 9,867 | 223,069 | 198,816 | 3,638 | 2,769 | 622 |
| Food stores, total..... | 99 | 69 | 18,028 | 17,162 | 1,465 | 28,336 | 23,147 | 373 | 282 | 126 |
| Grocery stores..... | 43 | 25 | 13,180 | 12,562 | 998 | 19,116 | 14,958 | 237 | 174 | 48 |
| Meat markets, fish (seafood) markets..... | 30 | 22 | 3,256 | 3,086 | 281 | 5,487 | 5,113 | 67 | 54 | 38 |
| Fruit stores, vegetable markets..... | 5 | 3 | (D) | (D) | (D) | (D) | (D) | (D) | (D) | (D) |
| Candy, nut, confectionery stores..... | 2 | 2 | (D) | (D) | (D) | (D) | (D) | (D) | (D) | (D) |
| Other food stores..... | 19 | 17 | 1,046 | (D) | 129 | 2,509 | 1,887 | 55 | 41 | 31 |
| Eating, drinking places, total..... | 100 | 90 | 6,719 | 6,641 | 1,616 | 33,324 | 31,146 | 623 | 529 | 109 |
| Eating places..... | 73 | 65 | 5,238 | (D) | 1,353 | 28,496 | 27,065 | 542 | 469 | 76 |
| Drinking places..... | 27 | 25 | 1,481 | (D) | 263 | 4,828 | 4,081 | 81 | 60 | 33 |
| General merchandise group, total..... | 21 | 17 | 14,896 | 14,836 | 2,366 | 72,901 | 63,727 | 1,332 | 915 | 18 |
| General merchandise group (except variety)..... | 10 | 10 | 14,031 | 14,031 | 2,207 | 69,872 | 61,086 | 1,258 | 857 | 11 |
| Variety stores..... | 11 | 7 | 865 | 805 | 159 | 3,029 | 2,641 | 74 | 58 | 7 |
| Apparel, accessories stores, total..... | 69 | 61 | 5,648 | 5,518 | 779 | 14,792 | 13,102 | 274 | 204 | 55 |
| Shoe stores..... | 13 | 13 | 1,482 | 1,482 | 252 | 3,854 | 3,569 | 63 | 48 | 5 |
| Men's, boys' clothing and furnishings stores..... | (NA) | 7 | (NA) | (D) | 101 | 1,801 | 1,630 | 31 | 23 | (NA) |
| Family clothing stores..... | (NA) | 1 | (NA) | (D) | (D) | (D) | (D) | (D) | (D) | (NA) |
| Women's clothing, specialty stores..... | 33 | 29 | 2,058 | 2,024 | 311 | 6,857 | 5,980 | 135 | 103 | 29 |
| Ready-to-wear stores..... | (NA) | 18 | (NA) | 1,518 | 224 | 4,813 | 4,284 | 102 | 78 | (NA) |
| Other clothing, specialty stores..... | (NA) | 11 | (NA) | 506 | 87 | 2,044 | 1,696 | 33 | 25 | (NA) |
| Other apparel stores..... | 13 | 11 | 678 | (D) | (D) | (D) | (D) | (D) | (D) | (D) |
| Furniture, home furnishings, appliance dealers, total..... | 49 | 37 | 4,917 | 4,593 | 585 | 12,118 | 11,693 | 160 | 146 | 59 |
| Furniture, home furnishings stores, antique stores..... | 34 | 24 | 3,707 | 3,417 | 413 | 8,463 | 8,167 | 110 | 101 | 41 |
| Household appliance, radio, TV stores..... | 13 | 13 | 1,176 | 1,176 | 172 | 3,655 | 3,531 | 50 | 45 | 14 |
| Automotive group..... | 13 | 11 | 3,507 | (D) | 518 | 9,802 | 9,428 | 107 | 98 | 15 |
| Gasoline service stations..... | 60 | 46 | 4,761 | 4,553 | 471 | 10,729 | 9,304 | 184 | 139 | 68 |
| Lumber, bldg. mats., hardware, farm equip. dealers, total..... | 25 | 17 | 7,056 | 6,928 | 845 | 17,519 | 16,254 | 185 | 155 | 22 |
| Farm equipment dealers..... | *** | *** | *** | *** | *** | *** | *** | *** | *** | *** |
| Lumber, building materials, supplies, equipment dealers..... | 15 | 9 | 5,742 | (D) | 676 | 15,186 | 14,336 | 146 | 132 | 10 |
| Hardware stores..... | 10 | 8 | 1,314 | (D) | 169 | 2,333 | 1,916 | 39 | 23 | 12 |
| Drug stores, proprietary stores, total..... | 17 | 15 | 2,275 | (D) | 318 | 6,376 | 5,796 | 92 | 68 | 17 |
| Drug stores..... | (NA) | 14 | (NA) | 2,166 | (D) | (D) | (D) | (D) | (D) | (NA) |
| Proprietary stores..... | (NA) | 1 | (NA) | (D) | (D) | (D) | (D) | (D) | (D) | (NA) |
| Other retail stores, total..... | 104 | 62 | 7,424 | 6,552 | 769 | 15,068 | 13,159 | 261 | 188 | 103 |
| Liquor stores..... | 15 | 11 | 2,038 | 1,844 | 114 | 2,133 | 1,954 | 30 | 24 | 13 |
| Fuel, ice dealers..... | 2 | 2 | (D) | (D) | (D) | (D) | (D) | (D) | (D) | (D) |
| Feed, farm, garden supply stores..... | 6 | 4 | 458 | (D) | 41 | 484 | 411 | 8 | 6 | 7 |
| Jewelry stores..... | 12 | 6 | 496 | 372 | 54 | 863 | 610 | 15 | 8 | 15 |
| Book, stationery stores..... | 8 | 4 | 413 | 289 | 23 | 457 | 433 | 12 | 11 | 9 |
| Other retail stores (except second-hand)..... | 43 | 33 | 3,294 | 3,116 | 468 | 9,643 | 8,299 | 176 | 121 | 37 |
| Second-hand stores..... | 4 | 2 | (D) | (D) | (D) | (D) | (D) | (D) | (D) | (D) |
| Nonstore retailers..... | 30 | 6 | 979 | 693 | 135 | 2,104 | 2,060 | 47 | 45 | 30 |
| SANTA ANA | | | | | | | | | | |
| Retail trade, total..... | 805 | 569 | 116,678 | 111,948 | 14,321 | 282,812 | 261,971 | 4,899 | 4,053 | 830 |
| Food stores, total..... | 101 | 69 | 20,037 | 18,771 | 1,555 | 30,100 | 26,658 | 430 | 323 | 108 |
| Grocery stores..... | 61 | 45 | 17,216 | 16,518 | 1,300 | 25,096 | 22,103 | 336 | 246 | 69 |
| Meat markets, fish (seafood) markets..... | 17 | 7 | 1,061 | 611 | 27 | 704 | 568 | 10 | 7 | 20 |
| Fruit stores, vegetable markets..... | 3 | 2 | (D) | (D) | (D) | (D) | (D) | (D) | (D) | (D) |
| Candy, nut, confectionery stores..... | 4 | 3 | 236 | 236 | 33 | 668 | 557 | 15 | 11 | 1 |
| Other food stores..... | 14 | 12 | (D) | (D) | (D) | (D) | (D) | (D) | (D) | (D) |
| Eating, drinking places, total..... | 136 | 114 | 6,310 | 5,951 | 1,567 | 31,396 | 28,522 | 720 | 590 | 158 |
| Eating places..... | 98 | 76 | 4,553 | 4,191 | 1,185 | 24,356 | 22,283 | 579 | 484 | 117 |
| Drinking places..... | 38 | 38 | 1,760 | 1,760 | 382 | 7,040 | 6,239 | 141 | 106 | 41 |
| General merchandise group, total..... | 24 | 20 | 15,732 | 15,650 | 2,096 | 43,139 | 39,409 | 887 | 685 | 19 |
| General merchandise group (except variety)..... | 12 | 12 | 13,832 | 13,832 | 1,783 | 36,817 | 34,606 | 668 | 577 | 9 |
| Variety stores..... | 12 | 8 | 1,900 | 1,818 | 313 | 6,322 | 4,803 | 219 | 108 | 10 |
| Apparel, accessories stores, total..... | 77 | 71 | 13,279 | 13,145 | 1,884 | 37,780 | 34,095 | 739 | 559 | 54 |
| Shoe stores..... | 21 | 21 | 1,659 | 1,659 | 223 | 4,089 | 3,700 | 67 | 48 | 10 |
| Men's, boys' clothing and furnishings stores..... | 10 | 10 | 2,396 | 2,396 | 346 | 6,752 | 5,839 | 111 | 72 | 4 |
| Family clothing stores..... | 3 | 3 | (D) | (D) | (D) | (D) | (D) | (D) | (D) | (D) |
| Women's clothing, specialty stores..... | 29 | 29 | 4,113 | 4,113 | 588 | 10,749 | 9,608 | 250 | 204 | 23 |
| Ready-to-wear stores..... | 20 | 20 | 3,740 | 3,740 | 552 | 10,260 | 9,167 | 234 | 191 | 18 |
| Other clothing, specialty stores..... | 9 | 9 | 373 | 373 | 36 | 489 | 441 | 16 | 13 | 5 |
| Other apparel stores..... | 14 | 8 | (D) | (D) | (D) | (D) | (D) | (D) | (D) | (D) |
| Furniture, home furnishings, appliance dealers, total..... | 68 | 46 | 7,513 | 7,233 | 1,056 | 21,181 | 19,829 | 327 | 292 | 78 |
| Furniture, home furnishings stores, antique stores..... | 38 | 28 | 4,666 | 4,540 | 673 | 13,467 | 12,334 | 211 | 185 | 48 |
| Household appliance, radio, TV stores..... | 28 | 18 | 2,835 | 2,693 | 383 | 7,714 | 7,495 | 116 | 107 | 28 |
| Automotive group..... | 53 | 43 | 22,582 | 22,288 | 2,489 | 46,312 | 45,796 | 581 | 561 | 53 |
| Gasoline service stations..... | 90 | 66 | 6,052 | 5,546 | 535 | 11,457 | 10,236 | 202 | 157 | 94 |
| Lumber, bldg. mats., hardware, farm equip. dealers, total..... | 40 | 34 | 10,273 | 10,105 | 1,240 | 22,581 | 21,830 | 309 | 292 | 33 |
| Farm equipment dealers..... | 3 | 3 | 1,386 | 1,386 | 116 | 2,250 | 2,250 | 32 | 32 | 3 |
| Lumber, building materials, supplies, equipment dealers..... | 30 | 26 | 7,481 | (D) | 931 | 16,562 | 15,917 | 218 | 205 | 23 |
| Hardware stores..... | 7 | 5 | 1,406 | (D) | 193 | 3,769 | 3,663 | 59 | 55 | 7 |
| Drug stores, proprietary stores, total..... | 18 | 18 | 3,858 | 3,858 | 537 | 10,448 | 9,119 | 176 | 134 | 15 |
| Drug stores..... | 18 | 18 | 3,858 | 3,858 | 537 | 10,448 | 9,119 | 176 | 134 | 15 |
| Proprietary stores..... | *** | *** | *** | *** | *** | *** | *** | *** | *** | *** |

Standard Notes: (D) Withheld to avoid disclosure. (NA) Not available. n.e.c. Not elsewhere classified. XXX Not applicable. (Z) Less than \$500. ... Represents zero.
¹ Group totals may include data for establishments without payroll which could not be classified by detailed kind of business.

Table 105. RETAIL TRADE: 1954 — CITIES WITH 500 ESTABLISHMENTS OR MORE—Continued

Establishments, Sales, Payroll, and Personnel, by Kind of Business

| City and kind of business | Establishments | | Sales | | Payroll, entire year (\$1,000) | Payroll, workweek ended nearest Nov. 15 | | Paid employees, workweek ended nearest Nov. 15 | | Proprietors (unincorporated businesses only) ¹ (Number) |
|---|-----------------------------|-----------------------|--|---------------------------------------|--------------------------------|---|-------------------------|--|------------------------|--|
| | Total ¹ (Number) | With payroll (Number) | Total, all establishments ¹ (\$1,000) | Establishments with payroll (\$1,000) | | Total (Dollars) | Full workweek (Dollars) | Total (Number) | Full workweek (Number) | |
| SANTA ANA--Con. | | | | | | | | | | |
| Other retail stores, total | 149 | 79 | 8,493 | 7,553 | 1,105 | 23,323 | 21,601 | 429 | 369 | 160 |
| Liquor stores | 16 | 14 | 1,545 | (D) | 79 | 1,809 | 1,412 | 38 | 21 | 15 |
| Fuel, ice dealers | 1 | 1 | (D) | (D) | (D) | (D) | (D) | (D) | (D) | (D) |
| Feed, farm, garden supply stores | 11 | 7 | 1,366 | 1,326 | 74 | 1,255 | 1,171 | 19 | 16 | 13 |
| Jewelry stores | 24 | 14 | 1,112 | 982 | 155 | 3,159 | 3,043 | 53 | 47 | 26 |
| Book, stationery stores | 12 | 4 | 588 | 468 | 64 | 1,561 | 1,431 | 30 | 24 | 14 |
| Other retail stores (except second-hand) | 56 | 32 | (D) | 2,486 | (D) | (D) | (D) | (D) | (D) | (D) |
| Second-hand stores | 13 | 7 | 652 | 580 | 249 | 5,317 | 4,567 | 122 | 102 | 15 |
| Nonstore retailers | 49 | 9 | 2,546 | 1,848 | 257 | 5,095 | 4,876 | 99 | 91 | 58 |
| SANTA BARBARA | | | | | | | | | | |
| Retail trade, total | 776 | 564 | 84,927 | 80,493 | 11,576 | 220,692 | 207,182 | 3,637 | 3,061 | 824 |
| Food stores, total | 119 | 67 | 20,075 | 18,353 | 1,542 | 30,461 | 28,341 | 400 | 338 | 137 |
| Grocery stores | 80 | 46 | 17,948 | 16,684 | 1,288 | 25,345 | 23,816 | 317 | 274 | 83 |
| Meat markets, fish (seafood) markets | 17 | 5 | 771 | 525 | 42 | 879 | 827 | 10 | 8 | 28 |
| Fruit stores, vegetable markets | 7 | 1 | (D) | (D) | (D) | (D) | (D) | (D) | (D) | (D) |
| Candy, nut, confectionery stores | 2 | 2 | (D) | (D) | (D) | (D) | (D) | (D) | (D) | (D) |
| Other food stores | 13 | 13 | 919 | 903 | 184 | 3,709 | 3,294 | 64 | 49 | 18 |
| Eating, drinking places, total | 131 | 107 | 6,497 | 6,229 | 1,560 | 31,592 | 28,095 | 673 | 529 | 163 |
| Eating places | 103 | 81 | 5,225 | (D) | 1,311 | 25,901 | 22,996 | 572 | 449 | 124 |
| Drinking places | 28 | 26 | 1,272 | (D) | 249 | 5,691 | 5,099 | 101 | 80 | 39 |
| General merchandise group, total | 18 | 16 | 4,120 | (D) | 683 | 12,750 | 11,592 | 306 | 231 | 9 |
| General merchandise group (except variety) | 12 | 10 | 2,914 | (D) | 423 | 7,709 | 7,222 | 160 | 129 | 7 |
| Variety stores | 6 | 6 | 1,206 | 1,206 | 260 | 5,041 | 4,370 | 146 | 102 | 2 |
| Apparel, accessories stores, total | 75 | 61 | 8,994 | 8,854 | 1,301 | 23,848 | 22,497 | 476 | 402 | 64 |
| Shoe stores | 18 | 14 | 1,802 | 1,780 | 230 | 4,108 | 3,902 | 69 | 54 | 18 |
| Men's, boys' clothing and furnishings stores | 6 | 6 | (D) | (D) | (D) | (D) | (D) | (D) | (D) | (D) |
| Family clothing stores | 3 | 3 | 971 | 971 | 117 | 2,302 | 2,069 | 43 | 34 | *** |
| Women's clothing, specialty stores | 35 | 31 | 4,741 | 4,689 | 696 | 12,066 | 11,437 | 275 | 239 | 33 |
| Ready-to-wear stores | (NA) | 23 | (NA) | 3,831 | 535 | 10,188 | 9,630 | 226 | 196 | (NA) |
| Other clothing, specialty stores | (NA) | 8 | (NA) | 858 | 161 | 1,878 | 1,807 | 49 | 43 | (NA) |
| Other apparel stores | 11 | 7 | (D) | (D) | (D) | (D) | (D) | (D) | (D) | (D) |
| Furniture, home furnishings, appliance dealers, total | 89 | 63 | 7,174 | 6,932 | 1,213 | 24,338 | 23,266 | 352 | 312 | 91 |
| Furniture, home furnishings stores, antique stores | 59 | 39 | 3,943 | 3,765 | 687 | 13,379 | 12,673 | 196 | 170 | 65 |
| Household appliance, radio, TV stores | 30 | 24 | 3,231 | 3,167 | 526 | 10,959 | 10,593 | 156 | 142 | 26 |
| Automotive group | 34 | 32 | 11,212 | (D) | 1,464 | 25,471 | 25,220 | 325 | 318 | 28 |
| Gasoline service stations | 82 | 62 | 5,115 | 4,711 | 487 | 10,418 | 9,338 | 197 | 143 | 97 |
| Lumber, bldg. mats., hardware, farm equip. dealers, total | 31 | 21 | 9,150 | 8,790 | 1,851 | 33,498 | 32,477 | 410 | 390 | 32 |
| Farm equipment dealers | 3 | 3 | (D) | (D) | (D) | (D) | (D) | (D) | (D) | (D) |
| Lumber, building materials, supplies, equipment dealers | 22 | 12 | 4,317 | 3,957 | 768 | 15,904 | 14,997 | 161 | 146 | 21 |
| Hardware stores | 6 | 6 | (D) | (D) | (D) | (D) | (D) | (D) | (D) | (D) |
| Drug stores, proprietary stores, total | 27 | 25 | 3,462 | (D) | 428 | 8,283 | 7,718 | 138 | 110 | 24 |
| Drug stores | (NA) | 25 | (NA) | (D) | 428 | 8,283 | 7,718 | 138 | 110 | (NA) |
| Proprietary stores | (NA) | *** | (NA) | *** | *** | *** | *** | *** | *** | (NA) |
| Other retail stores, total | 144 | 104 | 8,268 | 7,298 | (D) | (D) | (D) | (D) | (D) | (D) |
| Liquor stores | 33 | 23 | 2,324 | 141 | 2,514 | 1,974 | 50 | 31 | 37 | |
| Fuel, ice dealers | 3 | 1 | (D) | (D) | (D) | (D) | (D) | (D) | (D) | (D) |
| Feed, farm, garden supply stores | 5 | 5 | 758 | 690 | 89 | 1,725 | 1,725 | 21 | 21 | 9 |
| Jewelry stores | 12 | 10 | 733 | (D) | 124 | 2,367 | 2,327 | 32 | 31 | 6 |
| Book, stationery stores | 10 | 8 | 489 | (D) | 75 | 1,257 | 1,219 | 25 | 21 | 10 |
| Other retail stores (except second-hand) | 56 | 48 | (D) | 3,077 | 431 | 8,481 | 7,823 | 164 | 126 | (D) |
| Second-hand stores | 15 | 9 | 445 | 417 | 49 | 876 | 864 | 25 | 24 | 15 |
| Nonstore retailers | 26 | 6 | 860 | (D) | (D) | (D) | (D) | (D) | (D) | (D) |
| SANTA MONICA | | | | | | | | | | |
| Retail trade, total | 1,077 | 765 | 152,325 | 145,135 | 18,359 | 368,031 | 339,557 | 5,983 | 4,779 | 1,062 |
| Food stores, total | 129 | 87 | 37,556 | 36,202 | 3,091 | 62,398 | 56,312 | 856 | 657 | 126 |
| Grocery stores | 73 | 47 | 32,191 | 31,265 | 2,611 | 53,070 | 47,691 | 695 | 523 | 74 |
| Meat markets, fish (seafood) markets | 13 | 7 | 1,112 | 918 | 90 | 1,734 | 1,724 | 21 | 20 | 11 |
| Fruit stores, vegetable markets | 5 | 3 | 365 | (D) | 32 | 544 | 497 | 8 | 5 | 7 |
| Candy, nut, confectionery stores | 7 | 5 | 315 | (D) | (D) | (D) | (D) | (D) | (D) | (D) |
| Other food stores | 31 | 25 | 3,573 | 3,397 | (D) | (D) | (D) | (D) | (D) | (D) |
| Eating, drinking places, total | 208 | 170 | 12,174 | 11,658 | 3,117 | 69,661 | 64,738 | 1,348 | 1,126 | 227 |
| Eating places | 154 | 120 | 9,043 | 8,575 | 2,439 | 54,373 | 51,539 | 1,022 | 898 | 161 |
| Drinking places | 54 | 50 | 3,131 | 3,083 | 678 | 15,288 | 13,199 | 326 | 228 | 66 |
| General merchandise group, total | 25 | 23 | 17,277 | (D) | 2,513 | 51,646 | 45,682 | 1,008 | 688 | 19 |
| General merchandise group (except variety) | 16 | 14 | 14,840 | (D) | 2,072 | 43,120 | 38,799 | 742 | 548 | 13 |
| Variety stores | 9 | 9 | 2,437 | 2,437 | 441 | 8,526 | 6,883 | 266 | 140 | 6 |
| Apparel, accessories stores, total | 128 | 96 | 12,056 | 11,568 | 1,572 | 27,901 | 25,746 | 582 | 448 | 104 |
| Shoe stores | 25 | 19 | 1,731 | 1,601 | 212 | 3,481 | 3,064 | 65 | 41 | 15 |
| Men's, boys' clothing and furnishings stores | (NA) | 14 | (NA) | 2,997 | 533 | 9,115 | 8,918 | 153 | 144 | (NA) |
| Family clothing stores | (NA) | 2 | (NA) | (D) | (D) | (D) | (D) | (D) | (D) | (NA) |
| Women's clothing, specialty stores | 61 | 49 | 5,802 | 5,594 | 663 | 12,244 | 11,062 | 304 | 220 | 53 |
| Ready-to-wear stores | (NA) | 36 | (NA) | 4,856 | 564 | 10,492 | 9,458 | 268 | 193 | (NA) |
| Other clothing, specialty stores | (NA) | 13 | (NA) | 738 | 99 | 1,752 | 1,604 | 36 | 27 | (NA) |
| Other apparel stores | 18 | 12 | 926 | (D) | (D) | (D) | (D) | (D) | (D) | (D) |

Standard Notes: (D) Withheld to avoid disclosure. (NA) Not available. n.e.c. Not elsewhere classified. XXX Not applicable. (Z) Less than \$500. ... Represents zero.
¹ Group totals may include data for establishments without payroll which could not be classified by detailed kind of business.

Table 105. RETAIL TRADE: 1954 — CITIES WITH 500 ESTABLISHMENTS OR MORE—Continued

Establishments, Sales, Payroll, and Personnel, by Kind of Business

| City and kind of business | Establishments | | Sales | | Payroll, entire year (\$1,000) | Payroll, workweek ended nearest Nov. 15 | | Paid employees, workweek ended nearest Nov. 15 | | Proprietors (unincorporated businesses only) ¹ (Number) |
|---|--------------------------------|--------------------------|---|--|-----------------------------------|---|----------------------------|--|---------------------------|---|
| | Total ¹ (Number) | With payroll (Number) | Total, all establishments ¹ (\$1,000) | Establishments with payroll (\$1,000) | | Total (Dollars) | Full workweek (Dollars) | Total (Number) | Full workweek (Number) | |
| SANTA MONICA—Con. | | | | | | | | | | |
| Furniture, home furnishings, appliance dealers, total | 77 | 61 | 10,476 | 9,838 | 1,151 | 24,091 | 22,770 | 337 | 303 | 86 |
| Furniture, home furnishings stores, antique stores | 47 | 37 | 7,001 | 6,423 | 706 | 15,036 | 14,039 | 219 | 192 | 51 |
| Household appliance, radio, TV stores | 30 | 24 | 3,475 | 3,415 | 445 | 9,055 | 8,731 | 118 | 111 | 35 |
| Automotive group | 47 | 43 | 28,434 | 28,346 | 3,142 | 58,960 | 57,758 | 674 | 651 | 40 |
| Gasoline service stations | 120 | 82 | 8,128 | 6,998 | 799 | 15,398 | 13,534 | 280 | 210 | 126 |
| Lumber, bldg. mats., hardware, farm equip. dealers, total | 36 | 30 | 7,708 | 7,484 | 827 | 16,088 | 15,673 | 192 | 170 | 35 |
| Farm equipment dealers | ... | ... | ... | ... | ... | ... | ... | ... | ... | ... |
| Lumber, building materials, supplies, equipment dealers | 25 | 19 | 6,900 | 6,676 | 735 | 14,070 | 13,787 | 157 | 145 | 23 |
| Hardware stores | 11 | 11 | 808 | 808 | 92 | 2,018 | 1,886 | 35 | 25 | 12 |
| Drug stores, proprietary stores, total | 32 | 28 | 4,672 | 4,552 | 699 | 13,700 | 11,810 | 231 | 156 | 31 |
| Drug stores | (NA) | 28 | (NA) | 4,552 | 699 | 13,700 | 11,810 | 231 | 156 | (NA) |
| Proprietary stores | (NA) | ... | (NA) | ... | ... | ... | ... | ... | ... | (NA) |
| Other retail stores, total | 232 | 136 | 12,722 | (D) | 1,310 | 25,259 | 22,686 | 441 | 337 | 228 |
| Liquor stores | 58 | 44 | 5,096 | 4,358 | 292 | 6,108 | 5,015 | 97 | 60 | 61 |
| Fuel, ice dealers | 1 | 1 | (D) | (D) | (D) | (D) | (D) | (D) | (D) | (D) |
| Feed, farm, garden supply stores | 4 | 2 | (D) | (D) | (D) | (D) | (D) | (D) | (D) | (D) |
| Jewelry stores | 33 | 19 | 2,160 | 1,934 | 425 | 7,800 | 7,290 | 115 | 99 | 28 |
| Book, stationery stores | 16 | 8 | 619 | 503 | 94 | 1,827 | 1,752 | 32 | 30 | 13 |
| Other retail stores (except second-hand) | 82 | 54 | 3,497 | 3,057 | 384 | 7,377 | 6,644 | 155 | 112 | 82 |
| Second-hand stores | 14 | 8 | 602 | 560 | 85 | 1,402 | 1,256 | 31 | 26 | 13 |
| Nonstore retailers | 43 | 9 | 1,122 | 686 | 138 | 2,929 | 2,848 | 34 | 33 | 40 |
| SANTA ROSA | | | | | | | | | | |
| Retail trade, total | 527 | 343 | 67,749 | 62,921 | 7,923 | 153,510 | 140,687 | 2,614 | 2,140 | 575 |
| Food stores, total | 95 | 49 | 11,749 | 9,971 | 785 | 15,888 | 14,158 | 246 | 179 | 106 |
| Grocery stores | 57 | 27 | 9,470 | 8,140 | 586 | 11,736 | 10,610 | 171 | 127 | 65 |
| Meat markets, fish (seafood) markets | 20 | 10 | 1,649 | 1,403 | 129 | 2,809 | 2,409 | 43 | 30 | 23 |
| Fruit stores, vegetable markets | 1 | 1 | (D) | (D) | (D) | (D) | (D) | (D) | (D) | (D) |
| Candy, nut, confectionery stores | 4 | 4 | 91 | 91 | 15 | 286 | 182 | 8 | 4 | 3 |
| Other food stores | 9 | 7 | (D) | (D) | (D) | (D) | (D) | (D) | (D) | (D) |
| Eating, drinking places, total | 87 | 65 | 3,141 | 2,817 | 689 | 13,369 | 11,454 | 295 | 212 | 119 |
| Eating places | 58 | 42 | 2,276 | 2,094 | 568 | 11,033 | 9,516 | 254 | 182 | 79 |
| Drinking places | 29 | 23 | 865 | 723 | 121 | 2,336 | 1,938 | 41 | 30 | 40 |
| General merchandise group, total | 14 | 12 | 12,901 | (D) | 1,730 | 36,523 | 31,277 | 727 | 541 | 5 |
| General merchandise group (except variety) | 7 | 7 | (D) | (D) | (D) | (D) | (D) | (D) | (D) | (D) |
| Variety stores | 5 | 5 | (D) | (D) | (D) | (D) | (D) | (D) | (D) | (D) |
| Apparel, accessories stores, total | 44 | 36 | 2,880 | 2,732 | 308 | 5,800 | 4,910 | 112 | 87 | 34 |
| Shoe stores | 11 | 11 | 922 | 922 | 101 | 1,768 | 1,568 | 40 | 27 | 6 |
| Men's, boys' clothing and furnishings stores | (NA) | 6 | (NA) | (D) | (D) | (D) | (D) | (D) | (D) | (NA) |
| Family clothing stores | (NA) | ... | (NA) | ... | ... | ... | ... | ... | ... | (NA) |
| Women's clothing, specialty stores | 18 | 18 | 1,042 | 1,042 | 118 | 2,417 | 1,825 | 48 | 39 | 11 |
| Ready-to-wear stores | 10 | 10 | 700 | 700 | 72 | 1,705 | 1,181 | 31 | 25 | 8 |
| Other clothing, specialty stores | 8 | 8 | 342 | 342 | 46 | 712 | 644 | 17 | 14 | 3 |
| Other apparel stores | 1 | 1 | (D) | (D) | (D) | (D) | (D) | (D) | (D) | (D) |
| Furniture, home furnishings, appliance dealers, total | 44 | 28 | 3,693 | 3,435 | 507 | 10,312 | 9,901 | 145 | 133 | 56 |
| Furniture, home furnishings stores, antique stores | 23 | 17 | 2,554 | 2,472 | 325 | 6,598 | 6,290 | 93 | 84 | 32 |
| Household appliance, radio, TV stores | 21 | 11 | 1,139 | 963 | 182 | 3,714 | 3,611 | 52 | 49 | 24 |
| Automotive group | 36 | 32 | 9,164 | 9,058 | 1,052 | 18,809 | 18,540 | 264 | 254 | 38 |
| Gasoline service stations | 51 | 33 | 3,505 | 2,651 | 261 | 5,444 | 4,833 | 99 | 78 | 62 |
| Lumber, bldg. mats., hardware, farm equip. dealers, total | 19 | 17 | 8,222 | (D) | 975 | 17,290 | 16,957 | 222 | 213 | 15 |
| Farm equipment dealers | 5 | 3 | (D) | (D) | (D) | (D) | (D) | (D) | (D) | (D) |
| Lumber, building materials, supplies, equipment dealers | 8 | 8 | 3,626 | 3,572 | 380 | 7,300 | 7,162 | 91 | 86 | 9 |
| Hardware stores | 6 | 6 | (D) | (D) | (D) | (D) | (D) | (D) | (D) | (D) |
| Drug stores, proprietary stores, total | 14 | 12 | 2,233 | (D) | 299 | 5,470 | 4,904 | 106 | 80 | 14 |
| Drug stores | (NA) | 12 | (NA) | (D) | 299 | 5,470 | 4,904 | 106 | 80 | (NA) |
| Proprietary stores | (NA) | ... | (NA) | ... | ... | ... | ... | ... | ... | (NA) |
| Other retail stores, total | 102 | 54 | 9,411 | 8,497 | 1,069 | 20,490 | 19,749 | 310 | 279 | 108 |
| Liquor stores | 8 | 4 | 441 | 311 | 18 | 396 | 376 | 6 | 5 | 7 |
| Fuel, ice dealers | 4 | 4 | 1,480 | 1,480 | 243 | 5,058 | 4,889 | 59 | 56 | 2 |
| Feed, farm, garden supply stores | 10 | 8 | 4,052 | 4,480 | 445 | 7,875 | 7,788 | 113 | 111 | 9 |
| Jewelry stores | 13 | 5 | 410 | 314 | 48 | 966 | 783 | 20 | 13 | 13 |
| Book, stationery stores | 4 | 2 | 557 | (D) | (D) | (D) | (D) | (D) | (D) | (D) |
| Other retail stores (except second-hand) | 45 | 25 | 1,743 | 1,351 | (D) | (D) | (D) | (D) | (D) | (D) |
| Second-hand stores | 12 | 6 | 618 | 548 | 82 | 1,417 | 1,364 | 22 | 17 | 13 |
| Nonstore retailers | 21 | 5 | 850 | 558 | 248 | 4,115 | 4,004 | 88 | 84 | 18 |
| SOUTH GATE | | | | | | | | | | |
| Retail trade, total | 508 | 344 | 66,996 | 63,348 | 6,705 | 131,955 | 126,286 | 2,050 | 1,823 | 548 |
| Food stores, total | 78 | 50 | 14,257 | 13,443 | 1,095 | 22,643 | 20,760 | 320 | 263 | 83 |
| Grocery stores | 33 | 23 | 11,623 | 11,219 | 851 | 17,300 | 15,750 | 224 | 183 | 35 |
| Meat markets, fish (seafood) markets | 6 | 6 | 893 | 893 | 81 | 1,845 | 1,711 | 30 | 25 | 8 |
| Fruit stores, vegetable markets | 11 | 7 | 581 | 533 | 53 | 1,067 | 1,016 | 16 | 14 | 15 |
| Candy, nut, confectionery stores | 1 | 1 | (D) | (D) | (D) | (D) | (D) | (D) | (D) | (D) |
| Other food stores | 23 | 13 | (D) | (D) | (D) | (D) | (D) | (D) | (D) | (D) |

Standard Notes: (D) Withheld to avoid disclosure. (NA) Not available. n.e.c. Not elsewhere classified. XXXX Not applicable. (Z) Less than \$500. ... Represents zero.
¹ Group totals may include data for establishments without payroll which could not be classified by detailed kind of business.

Table 105. RETAIL TRADE: 1954 — CITIES WITH 500 ESTABLISHMENTS OR MORE—Continued

Establishments, Sales, Payroll, and Personnel, by Kind of Business

| City and kind of business | Establishments | | Sales | | Payroll, entire year (\$1,000) | Payroll, workweek ended nearest Nov. 15 | | Paid employees, workweek ended nearest Nov. 15 | | Proprietors (unincorporated businesses only) ¹ (Number) |
|---|--------------------|--------------|--|-----------------------------|--------------------------------|---|---------------|--|---------------|--|
| | Total ¹ | With payroll | Total, all establishments ¹ | Establishments with payroll | | Total | Full workweek | Total | Full workweek | |
| | (Number) | (Number) | (\$1,000) | (\$1,000) | | (Dollars) | (Dollars) | (Number) | (Number) | |
| SOUTH GATE—Con. | | | | | | | | | | |
| Eating, drinking places, total | 115 | 77 | 5,349 | 4,551 | 1,284 | 24,607 | 23,169 | 521 | 451 | 143 |
| Eating places | 93 | 57 | 3,866 | (D) | 929 | 17,848 | 17,001 | 397 | 353 | 115 |
| Drinking places | 22 | 20 | 1,483 | (D) | 355 | 6,759 | 6,168 | 124 | 98 | 28 |
| General merchandise group, total | 6 | 6 | 719 | 667 | 61 | 903 | 824 | 26 | 21 | 11 |
| General merchandise group (except variety) | 2 | 2 | (D) | (D) | (D) | (D) | (D) | (D) | (D) | (D) |
| Variety stores | 4 | 4 | (D) | (D) | (D) | (D) | (D) | (D) | (D) | (D) |
| Apparel, accessories stores, total | 29 | 23 | 1,530 | 1,410 | 115 | 3,373 | 2,998 | 75 | 57 | 28 |
| Shoe stores | 4 | 4 | 205 | 205 | 22 | 466 | 405 | 9 | 6 | 1 |
| Men's, boys' clothing and furnishings stores | 4 | 4 | 342 | 342 | 31 | 1,404 | 1,350 | 27 | 24 | 5 |
| Family clothing stores | ... | ... | 583 | (D) | ... | ... | ... | ... | ... | ... |
| Women's clothing, specialty stores | 13 | 11 | (NA) | 421 | 34 | 747 | 645 | 20 | 14 | (NA) |
| Ready-to-wear stores | (NA) | 7 | (NA) | (D) | 9 | 221 | 175 | 6 | 4 | (NA) |
| Other clothing, specialty stores | (NA) | 4 | (NA) | (D) | 19 | 535 | 423 | 13 | 9 | 9 |
| Other apparel stores | 8 | 4 | 400 | (D) | | | | | | |
| Furniture, home furnishings, appliance dealers, total | 40 | 30 | 3,036 | 2,902 | 303 | 6,663 | 6,580 | 90 | 87 | 41 |
| Furniture, home furnishings stores, antique stores | 19 | 15 | 1,729 | 1,671 | 182 | 4,174 | 4,116 | 56 | 54 | 19 |
| Household appliance, radio, TV stores | 21 | 15 | 1,307 | 1,231 | 121 | 2,489 | 2,464 | 34 | 33 | 22 |
| Automotive group | 35 | 33 | 24,761 | (D) | 2,352 | 45,287 | 45,207 | 541 | 538 | 19 |
| Gasoline service stations | 55 | 45 | 5,592 | 5,114 | 447 | 8,628 | 7,711 | 166 | 124 | 56 |
| Lumber, bldg. mats., hardware, farm equip. dealers, total | 21 | 19 | 3,509 | (D) | 355 | 6,183 | 5,981 | 83 | 78 | 26 |
| Farm equipment dealers | 1 | 1 | (D) | (D) | (D) | (D) | (D) | (D) | (D) | (D) |
| Lumber, building materials, supplies, equipment dealers | 14 | 12 | (D) | (D) | (D) | (D) | (D) | (D) | (D) | (D) |
| Hardware stores | 6 | 6 | 529 | 501 | 50 | 896 | 876 | 18 | 17 | 13 |
| Drug stores, proprietary stores, total | 15 | 15 | 2,963 | 2,963 | 350 | 7,068 | 6,788 | 123 | 114 | 15 |
| Drug stores | 13 | 13 | (D) | (D) | (D) | (D) | (D) | (D) | (D) | (D) |
| Proprietary stores | 2 | 2 | (D) | (D) | (D) | (D) | (D) | (D) | (D) | (D) |
| Other retail stores, total | 70 | 38 | 3,288 | 2,784 | 249 | 4,933 | 4,620 | 80 | 66 | 72 |
| Liquor stores | 16 | 14 | 1,425 | (D) | 67 | 1,310 | 1,146 | 24 | 18 | 17 |
| Fuel, ice dealers | 4 | ... | 30 | (D) | ... | ... | ... | ... | ... | ... |
| Feed, farm, garden supply stores | 5 | 1 | (D) | (D) | (D) | (D) | (D) | (D) | (D) | (D) |
| Jewelry stores | 9 | 3 | 153 | 93 | 17 | 366 | 345 | 7 | 6 | 9 |
| Book, stationery stores | 1 | 1 | (D) | (D) | (D) | (D) | (D) | (D) | (D) | (D) |
| Other retail stores (except second-hand) | 27 | 17 | 909 | 667 | 107 | 2,220 | 2,116 | 34 | 29 | 26 |
| Second-hand stores | 4 | 2 | 237 | (D) | (D) | (D) | (D) | (D) | (D) | (D) |
| Nonstore retailers | 44 | 8 | 1,992 | 1,336 | 94 | 1,667 | 1,648 | 25 | 24 | 54 |
| STOCKTON | | | | | | | | | | |
| Retail trade, total | 1,477 | 953 | 16,623 | 15,111 | 19,496 | 388,936 | 365,553 | 306,428 | 5,435 | 1,692 |
| Food stores, total | 251 | 135 | 33,058 | 28,746 | 2,324 | 45,474 | 40,804 | 723 | 553 | 326 |
| Grocery stores | 168 | 82 | 27,298 | 23,930 | 1,673 | 32,823 | 29,371 | 501 | 378 | 214 |
| Meat markets, fish (seafood) markets | 29 | 21 | 2,743 | 2,503 | 229 | 4,173 | 3,596 | 69 | 47 | 42 |
| Fruit stores, vegetable markets | 20 | 6 | 798 | 252 | 25 | 490 | 436 | 9 | 7 | 30 |
| Candy, nut, confectionery stores | 5 | 5 | 270 | 270 | 49 | 1,125 | 1,012 | 24 | 20 | 2 |
| Other food stores | 29 | 21 | 1,949 | 1,791 | 348 | 6,863 | 6,389 | 120 | 101 | 38 |
| Eating, drinking places, total | 341 | 257 | 12,943 | 11,809 | 2,710 | 53,836 | 49,443 | 301,182 | 977 | 455 |
| Eating places | 180 | 132 | 7,748 | 7,190 | 1,874 | 36,854 | 33,832 | 858 | 717 | 243 |
| Drinking places | 157 | 125 | 5,155 | 4,619 | 836 | 16,982 | 15,611 | 300,324 | 260 | 208 |
| General merchandise group, total | 33 | 29 | 17,863 | 17,833 | 2,748 | 54,272 | 48,929 | 1,079 | 816 | 24 |
| General merchandise group (except variety) | 20 | 16 | 14,663 | 14,663 | 2,228 | 44,262 | 41,026 | 786 | 642 | 18 |
| Variety stores | 13 | 13 | 3,170 | 3,170 | 520 | 10,010 | 7,903 | 293 | 174 | 6 |
| Apparel, accessories stores, total | 129 | 101 | 13,278 | 12,642 | 1,993 | 39,129 | 37,595 | 719 | 645 | 112 |
| Shoe stores | 30 | 24 | 2,745 | 2,423 | 325 | 6,201 | 5,788 | 112 | 86 | 20 |
| Men's, boys' clothing and furnishings stores | (NA) | 26 | (NA) | 3,439 | 532 | 9,869 | 9,486 | 150 | 140 | (NA) |
| Family clothing stores | (NA) | 4 | (NA) | (D) | (D) | (D) | (D) | (D) | (D) | (NA) |
| Women's clothing, specialty stores | 42 | 38 | 4,516 | 4,504 | 738 | 14,572 | 13,853 | 302 | 265 | 24 |
| Ready-to-wear stores | (NA) | 24 | (NA) | (D) | (D) | (D) | (D) | (D) | (D) | (NA) |
| Other clothing, specialty stores | (NA) | 14 | (NA) | (D) | (D) | (D) | (D) | (D) | (D) | (NA) |
| Other apparel stores | 15 | 9 | 463 | (D) | (D) | (D) | (D) | (D) | (D) | (D) |
| Furniture, home furnishings, appliance dealers, total | 80 | 46 | 10,631 | 9,985 | 1,505 | 32,882 | 32,391 | 466 | 452 | 92 |
| Furniture, home furnishings stores, antique stores | 41 | 25 | 8,420 | 8,062 | 1,257 | 28,484 | 28,244 | 396 | 391 | 53 |
| Household appliance, radio, TV stores | 39 | 21 | 2,211 | 1,923 | 248 | 4,398 | 4,147 | 70 | 61 | 39 |
| Automotive group | 83 | 53 | 27,118 | 25,680 | 2,863 | 56,271 | 55,900 | 648 | 635 | 76 |
| Gasoline service stations | 150 | 94 | 10,091 | 8,679 | 909 | 18,830 | 16,582 | 322 | 237 | 196 |
| Lumber, bldg. mats., hardware, farm equip. dealers, total | 65 | 49 | 14,662 | 14,316 | 1,894 | 39,760 | 38,910 | 484 | 451 | 50 |
| Farm equipment dealers | 9 | 9 | 7,034 | 7,034 | 913 | 20,785 | 20,744 | 233 | 231 | 4 |
| Lumber, building materials, supplies, equipment dealers | 36 | 28 | 5,959 | 5,833 | 815 | 15,688 | 15,069 | 194 | 171 | 26 |
| Hardware stores | 20 | 12 | 1,669 | 1,449 | 166 | 3,287 | 3,097 | 57 | 49 | 20 |
| Drug stores, proprietary stores, total | 45 | 35 | 5,599 | 5,427 | 716 | 12,756 | 11,497 | 215 | 167 | 44 |
| Drug stores | (NA) | 32 | (NA) | (D) | (D) | (D) | (D) | (D) | (D) | (NA) |
| Proprietary stores | (NA) | 3 | (NA) | (D) | (D) | (D) | (D) | (D) | (D) | (NA) |
| Other retail stores, total | 240 | 144 | 16,625 | 14,921 | 1,674 | 32,130 | 30,147 | 539 | 459 | 256 |
| Liquor stores | 38 | 28 | 2,506 | 2,194 | 148 | 2,598 | 2,244 | 55 | 37 | 39 |
| Fuel, ice dealers | 5 | 3 | 221 | (D) | (D) | (D) | (D) | (D) | (D) | (D) |
| Feed, farm, garden supply stores | 28 | 20 | 5,361 | 5,131 | 395 | 7,667 | 7,512 | 104 | 100 | 31 |
| Jewelry stores | 24 | 18 | 2,051 | 1,839 | 337 | 6,213 | 6,117 | 87 | 83 | 22 |
| Book, stationery stores | 9 | 7 | 770 | (D) | 77 | 1,768 | 1,675 | 35 | 32 | 10 |
| Other retail stores (except second-hand) | 88 | 58 | 4,042 | 3,656 | (D) | (D) | (D) | (D) | (D) | (D) |
| Second-hand stores | 26 | 10 | 1,312 | 1,152 | 200 | 3,746 | 3,528 | 72 | 63 | 27 |
| Nonstore retailers | 60 | 10 | 1,755 | 1,073 | 160 | 3,596 | 3,355 | 51 | 43 | 61 |

Standard Notes: (D) Withheld to avoid disclosure. (NA) Not available. n.e.c. Not elsewhere classified. XXX Not applicable. (Z) Less than \$500. ... Represents zero.
¹ Group totals may include data for establishments without payroll which could not be classified by detailed kind of business.

BUREAU OF THE CENSUS

RETAIL TRADE—AREA STATISTICS

Table 105. RETAIL TRADE: 1954 — CITIES WITH 500 ESTABLISHMENTS OR MORE—Continued

Establishments, Sales, Payroll, and Personnel, by Kind of Business

| City and kind of business | Establishments | | Sales | | Payroll, entire year (\$1,000) | Payroll, workweek ended nearest Nov. 15 | | Paid employees, workweek ended nearest Nov. 15 | | Proprietors (unincorporated businesses only) ¹ (Number) |
|--|--------------------------------|--------------------------|---|--|-----------------------------------|---|----------------------------|--|---------------------------|---|
| | Total ¹ (Number) | With payroll (Number) | Total, all establishments ¹ (\$1,000) | Establishments with payroll (\$1,000) | | Total (Dollars) | Full workweek (Dollars) | Total (Number) | Full workweek (Number) | |
| VALLEJO | | | | | | | | | | |
| Retail trade, total..... | 535 | 409 | 59,223 | 55,159 | 7,553 | 150,255 | 138,463 | 2,377 | 1,907 | 586 |
| Food stores, total..... | 108 | 68 | 14,542 | 13,058 | 1,066 | 21,007 | 19,211 | 290 | 231 | 122 |
| Grocery stores..... | 65 | 33 | 11,804 | 10,772 | 799 | 15,838 | 14,651 | 205 | 167 | 70 |
| Meat markets, fish (seafood) markets..... | 24 | 22 | 1,757 | (D) | 128 | 2,478 | 2,211 | 41 | 28 | 32 |
| Fruit stores, vegetable markets..... | 2 | 2 | (D) | (D) | (D) | (D) | (D) | (D) | (D) | (D) |
| Candy, nut, confectionery stores..... | 2 | 2 | (D) | (D) | (D) | (D) | (D) | (D) | (D) | (D) |
| Other food stores..... | 11 | 9 | 515 | (D) | 121 | 2,372 | 2,122 | 38 | 32 | 11 |
| Eating, drinking places, total..... | 115 | 91 | 5,326 | 5,008 | 1,233 | 26,154 | 23,821 | 518 | 407 | 150 |
| Eating places..... | 76 | 52 | 3,408 | 3,096 | 832 | 17,397 | 15,978 | 362 | 292 | 95 |
| Drinking places..... | 39 | 39 | 1,918 | 1,912 | 401 | 8,757 | 7,843 | 156 | 115 | 55 |
| General merchandise group, total..... | 19 | 15 | 6,480 | 6,412 | 1,039 | 21,640 | 18,640 | 388 | 276 | 14 |
| General merchandise group (except variety)..... | 10 | 8 | 4,819 | (D) | 781 | 16,226 | 14,113 | 281 | 200 | 8 |
| Variety stores..... | 9 | 7 | 1,661 | (D) | 258 | 5,414 | 4,527 | 107 | 76 | 6 |
| Apparel, accessories stores, total..... | 43 | 39 | 3,518 | 3,474 | 429 | 7,770 | 6,870 | 159 | 116 | 37 |
| Shoe stores..... | 7 | 7 | (D) | (D) | (D) | (D) | (D) | (D) | (D) | (D) |
| Men's, boys' clothing and furnishings stores..... | 8 | 8 | 804 | 804 | 91 | 1,640 | 1,592 | 33 | 30 | 12 |
| Family clothing stores..... | 1 | 1 | (D) | (D) | (D) | (D) | (D) | (D) | (D) | (D) |
| Women's clothing, specialty stores..... | 20 | 18 | 1,270 | (D) | 157 | 3,007 | 2,611 | 64 | 49 | 13 |
| Ready-to-wear stores..... | (NA) | 9 | (D) | 791 | (D) | (D) | (D) | (D) | (D) | (NA) |
| Other clothing, specialty stores..... | (NA) | 9 | (NA) | (D) | (D) | (D) | (D) | (D) | (D) | (NA) |
| Other apparel stores..... | 7 | 5 | 196 | (D) | 8 | 149 | 46 | 6 | 1 | 7 |
| Furniture, home furnishings, appliance dealers, total..... | 37 | 31 | 6,047 | 5,923 | 982 | 18,349 | 17,861 | 239 | 220 | 37 |
| Furniture, home furnishings stores, antique stores..... | 18 | 16 | 3,208 | (D) | 445 | 8,416 | 8,279 | 104 | 102 | 15 |
| Household appliance, radio, TV stores..... | 19 | 15 | 2,839 | (D) | 537 | 9,933 | 9,582 | 135 | 118 | 22 |
| Automotive group..... | 33 | 29 | 9,156 | 8,364 | 1,102 | 22,401 | 21,885 | 256 | 247 | 24 |
| Gasoline service stations..... | 60 | 52 | 4,740 | 4,524 | 520 | 9,311 | 8,243 | 178 | 124 | 64 |
| Lumber, bldg. mats., hardware, farm equip. dealers, total..... | 16 | 16 | 1,727 | 1,727 | 256 | 5,742 | 5,250 | 80 | 68 | 15 |
| Farm equipment dealers..... | *** | *** | *** | *** | *** | *** | *** | *** | *** | *** |
| Lumber, building materials, supplies, equipment dealers..... | 10 | 10 | 1,139 | 1,139 | 162 | 4,076 | 3,703 | 54 | 47 | 10 |
| Hardware stores..... | 6 | 6 | 588 | 588 | 94 | 1,666 | 1,547 | 26 | 21 | 5 |
| Drug stores, proprietary stores, total..... | 13 | 13 | 2,153 | 2,153 | 300 | 6,031 | 5,672 | 82 | 66 | 15 |
| Drug stores..... | 13 | 13 | 2,153 | 2,153 | 300 | 6,031 | 5,672 | 82 | 66 | 15 |
| Proprietary stores..... | *** | *** | *** | *** | *** | *** | *** | *** | *** | *** |
| Other retail stores, total..... | 78 | 52 | 4,602 | 3,736 | 563 | 10,276 | 9,546 | 167 | 134 | 94 |
| Liquor stores..... | 10 | 6 | 819 | 527 | 32 | 4,61 | 423 | 11 | 8 | 16 |
| Fuel, ice dealers..... | *** | *** | *** | *** | *** | *** | *** | *** | *** | *** |
| Feed, farm, garden supply stores..... | 3 | 3 | 553 | 553 | 73 | 1,489 | 1,412 | 23 | 20 | 1 |
| Jewelry stores..... | 13 | 9 | 997 | 919 | 211 | 3,298 | 3,257 | 42 | 39 | 12 |
| Book, stationery stores..... | 4 | 4 | (D) | (D) | (D) | (D) | (D) | (D) | (D) | (D) |
| Other retail stores (except second-hand)..... | 33 | 25 | 1,564 | 1,348 | 166 | 3,515 | 3,066 | 60 | 42 | 37 |
| Second-hand stores..... | 5 | 5 | (D) | (D) | (D) | (D) | (D) | (D) | (D) | (D) |
| Nonstore retailers..... | 13 | 3 | 932 | 780 | 63 | 1,574 | 1,464 | 20 | 18 | 14 |
| WHITTIER | | | | | | | | | | |
| Retail trade, total..... | 541 | 383 | 82,791 | 78,649 | 10,016 | 201,487 | 183,552 | 3,594 | 2,815 | 535 |
| Food stores, total..... | 78 | 48 | 23,326 | 22,488 | 2,368 | 52,065 | 47,707 | 791 | 625 | 73 |
| Grocery stores..... | 42 | 26 | 20,088 | 19,600 | 1,934 | 43,319 | 39,510 | 666 | 513 | 31 |
| Meat markets, fish (seafood) markets..... | 9 | 7 | 1,539 | (D) | 107 | 2,693 | 2,194 | 38 | 28 | 12 |
| Fruit stores, vegetable markets..... | 5 | 1 | (D) | (D) | (D) | (D) | (D) | (D) | (D) | (D) |
| Candy, nut, confectionery stores..... | 3 | 3 | (D) | (D) | (D) | (D) | (D) | (D) | (D) | (D) |
| Other food stores..... | 19 | 11 | 1,385 | 1,271 | 291 | 5,411 | 5,361 | 70 | 67 | 24 |
| Eating, drinking places, total..... | 77 | 51 | 4,270 | 3,724 | 1,256 | 25,245 | 22,982 | 534 | 413 | 80 |
| Eating places..... | 72 | 46 | 3,767 | 3,221 | 1,128 | 22,123 | 19,885 | 489 | 369 | 71 |
| Drinking places..... | 5 | 5 | 503 | 503 | 128 | 3,122 | 3,097 | 45 | 44 | 9 |
| General merchandise group, total..... | 17 | 17 | 4,351 | 4,351 | 609 | 15,367 | 14,056 | 368 | 269 | 12 |
| General merchandise group (except variety)..... | 9 | 9 | 2,617 | 2,617 | 333 | 9,679 | 8,936 | 194 | 157 | 6 |
| Variety stores..... | 8 | 8 | 1,734 | 1,734 | 276 | 5,688 | 5,120 | 174 | 112 | 6 |
| Apparel, accessories stores, total..... | 71 | 61 | 9,162 | 8,828 | 1,291 | 23,640 | 19,790 | 536 | 373 | 59 |
| Shoe stores..... | 16 | 14 | 1,394 | (D) | 182 | 3,189 | 2,752 | 57 | 38 | 8 |
| Men's, boys' clothing and furnishings stores..... | (NA) | 8 | (NA) | 1,220 | 191 | 3,495 | 3,373 | 58 | 47 | (NA) |
| Family clothing stores..... | (NA) | 3 | (NA) | (D) | (D) | (D) | (D) | (D) | (D) | (NA) |
| Women's clothing, specialty stores..... | 30 | 30 | 2,089 | 2,089 | 275 | 5,210 | 4,292 | 131 | 93 | 25 |
| Ready-to-wear stores..... | 19 | 19 | 1,610 | 1,610 | 217 | 3,930 | 3,082 | 96 | 60 | 18 |
| Other clothing, specialty stores..... | 11 | 11 | 479 | 479 | 58 | 1,280 | 1,210 | 35 | 33 | 7 |
| Other apparel stores..... | 8 | 6 | 501 | (D) | (D) | (D) | (D) | (D) | (D) | (D) |
| Furniture, home furnishings, appliance dealers, total..... | 36 | 34 | 6,522 | (D) | 731 | 13,855 | 13,358 | 219 | 184 | 40 |
| Furniture, home furnishings stores, antique stores..... | 25 | 25 | 5,220 | 5,220 | 534 | 9,980 | 9,681 | 168 | 137 | 30 |
| Household appliance, radio, TV stores..... | 11 | 9 | 1,302 | (D) | 197 | 3,875 | 3,677 | 51 | 47 | 10 |
| Automotive group..... | 24 | 22 | 15,246 | (D) | 1,704 | 31,897 | 31,672 | 381 | 374 | 24 |
| Gasoline service stations..... | 65 | 43 | 6,064 | 5,320 | 573 | 9,410 | 8,194 | 202 | 141 | 71 |
| Lumber, bldg. mats., hardware, farm equip. dealers, total..... | 27 | 21 | 3,874 | 3,660 | 351 | 6,820 | 6,590 | 136 | 121 | 27 |
| Farm equipment dealers..... | 1 | 1 | (D) | (D) | (D) | (D) | (D) | (D) | (D) | (D) |
| Lumber, building materials, supplies, equipment dealers..... | 20 | 16 | 3,122 | 2,970 | 232 | 4,401 | 4,349 | 89 | 86 | 19 |
| Hardware stores..... | 6 | 4 | (D) | (D) | (D) | (D) | (D) | (D) | (D) | (D) |

Standard Notes: (D) Withheld to avoid disclosure. (NA) Not available. n.e.c. Not elsewhere classified. XXX Not applicable. (Z) Less than \$500. ... Represents zero.
¹Group totals may include data for establishments without payroll which could not be classified by detailed kind of business.

Table 105. RETAIL TRADE: 1954 — CITIES WITH 500 ESTABLISHMENTS OR MORE—Continued

Establishments, Sales, Payroll, and Personnel, by Kind of Business

| City and kind of business | Establishments | | Sales | | Payroll, entire year (\$1,000) | Payroll, workweek ended nearest Nov. 15 | | Paid employees, workweek ended nearest Nov. 15 | | Proprietors (unincorporated businesses only) ¹ (Number) |
|---|--------------------------------|--------------------------|---|--|-----------------------------------|---|----------------------------|--|---------------------------|---|
| | Total ¹ (Number) | With payroll (Number) | Total, all establishments ¹ (\$1,000) | Establishments with payroll (\$1,000) | | Total (Dollars) | Full workweek (Dollars) | Total (Number) | Full workweek (Number) | |
| WHITTIER—Con. | | | | | | | | | | |
| Drug stores, proprietary stores, total..... | 14 | 14 | 2,549 | 2,549 | 408 | 7,767 | 6,016 | 134 | 84 | 12 |
| Drug stores..... | 14 | 14 | 2,549 | 2,549 | 408 | 7,767 | 6,016 | 134 | 84 | 12 |
| Proprietary stores..... | ... | ... | ... | ... | ... | ... | ... | ... | ... | ... |
| Other retail stores, total..... | 96 | 68 | 6,559 | 5,885 | 696 | 14,815 | 12,595 | 270 | 209 | 96 |
| Liquor stores..... | 19 | 19 | 3,167 | 2,969 | 252 | 4,578 | 4,232 | 72 | 57 | 22 |
| Fuel, ice dealers..... | ... | ... | ... | ... | ... | ... | ... | ... | ... | ... |
| Feed, farm, garden supply stores..... | 4 | 2 | (D) | (D) | (D) | (D) | (D) | (D) | (D) | (D) |
| Jewelry stores..... | 15 | 7 | 785 | 679 | 120 | 3,226 | 2,223 | 43 | 28 | 13 |
| Book, stationery stores..... | 5 | 5 | 504 | 504 | 81 | 1,696 | 1,525 | 31 | 24 | 5 |
| Other retail stores (except second-hand)..... | 38 | 34 | 1,636 | 1,516 | 154 | 3,585 | 2,885 | 80 | 56 | 37 |
| Second-hand stores..... | 1 | 1 | (D) | (D) | (D) | (D) | (D) | (D) | (D) | (D) |
| Nonstore retailers..... | 36 | 4 | 868 | 194 | 29 | 606 | 592 | 23 | 22 | 41 |

Standard Notes: (D) Withheld to avoid disclosure. (NA) Not available. n.e.c. Not elsewhere classified. XXX Not applicable. (Z) Less than \$500. ... Represents zero.
¹Group totals may include data for establishments without payroll which could not be classified by detailed kind of business.

BUREAU OF THE CENSUS

RETAIL TRADE—AREA STATISTICS

LIST OF CORRECTIONS

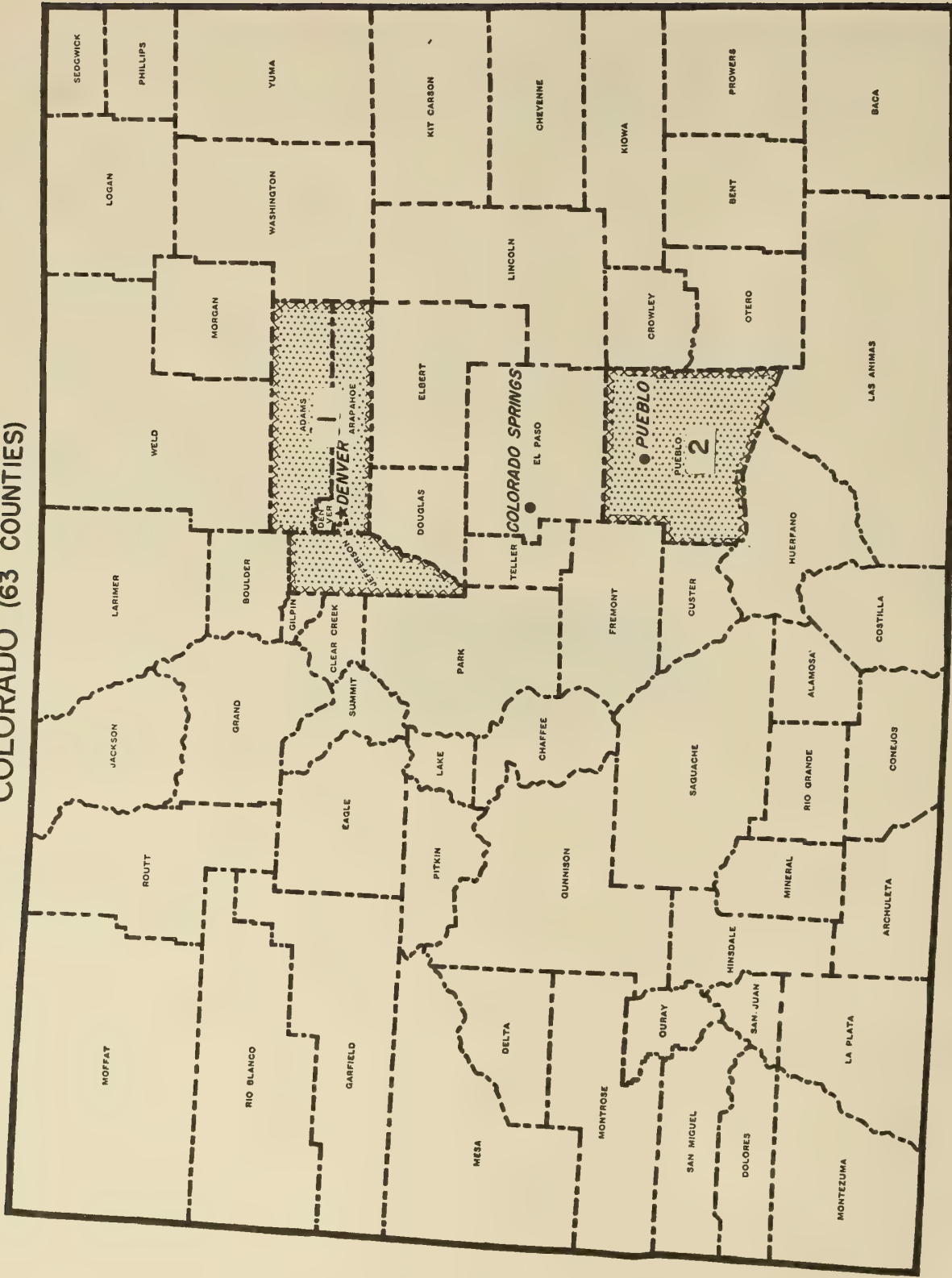
[-Leaders" (.....) indicate no change]

| Table | Page | City and kind of business | Establishments | | Sales | | Payroll, entire year (\$1,000) | Payroll, workweek ended nearest Nov. 15 | | Paid employees, workweek ended nearest Nov. 15 | | Proprietors (unincorporated businesses only) (Number) |
|-------|------|---|----------------|-----------------------|-------------------------------------|---------------------------------------|--------------------------------|---|-------------------------|--|------------------------|---|
| | | | Total (Number) | With payroll (Number) | Total, all establishments (\$1,000) | Establishments with payroll (\$1,000) | | Total (Dollars) | Full workweek (Dollars) | Total (Number) | Full workweek (Number) | |
| | | SACRAMENTO COUNTY | | | | | | | | | | |
| 102 | 5-11 | North Sacramento: | | | | | | | | | | |
| | | General merchandise group..... | | | 1,430 | | | | | | | |
| | | Sacramento: | | | | | | | | | | |
| | | General merchandise group..... | | | 42,091 | | | | | | | |
| | | LOS ANGELES-LONG BEACH S. M. A. | | | | | | | | | | |
| 103 | 5-19 | General merchandise group, total..... | 1,448 | 1,072 | | | 105,761 | 1,948,616 | 1,745,596 | 44,258 | 33,836 | |
| | | Department stores..... | 70 | 70 | | | 78,194 | 1,401,969 | 1,275,022 | 30,397 | 24,772 | |
| | | Apparel, accessories stores, total..... | 4,304 | 3,514 | | | 66,067 | 1,204,342 | 1,101,433 | 24,132 | 19,292 | |
| | | Women's clothing, specialty stores..... | 1,695 | 1,417 | | | 28,839 | 500,540 | 465,564 | 11,531 | 9,864 | |
| | | Ready-to-wear stores..... | | 1,113 | | | 26,331 | 452,624 | 422,832 | 10,485 | 9,029 | |
| | | LOS ANGELES COUNTY | | | | | | | | | | |
| 104 | 5-34 | General merchandise group, total..... | 1,336 | 990 | | | 102,739 | 1,887,848 | 1,690,677 | 42,935 | 32,842 | |
| | | Department stores..... | 66 | 66 | | | | | | | | |
| | | Apparel, accessories stores, total..... | 4,041 | 3,285 | | | 63,134 | 1,145,107 | 1,048,781 | 22,948 | 18,414 | |
| | | Women's clothing, specialty stores..... | 1,569 | 1,305 | | | 27,832 | 481,455 | 448,907 | 11,083 | 9,519 | |
| | | Ready-to-wear stores..... | | 1,015 | | | 25,402 | 434,879 | 407,355 | 10,067 | 8,707 | |

The following pages contain revisions of data previously published on the corresponding pages of Retail Trade Bulletin Series R-1: 5-8, 5-9, 5-10, 5-20, 5-27, 5-50, 5-51, 5-52, 5-53, 5-54, 5-55, 5-56, 5-57, 5-58, 5-69.

COLORADO

COLORADO (63 COUNTIES)



STANDARD METROPOLITAN AREAS

CODE
1 DENVER
2 PUEBLO

LEGEND

- PLACES OF 25,000 TO 100,000 (1950)
- ★ PLACES OF 100,000 AND OVER (1950)
- ▨ STANDARD METROPOLITAN AREAS

CONTENTS

| <u>Table</u> | <u>Page</u> |
|--|-------------|
| 101. Retail Trade: 1954 - The State..... | 6-4 |
| 101A. Retail Trade: 1954 and 1948 - The State..... | 6-5 |
| 102. Retail Trade: 1954 - Counties; Cities of 2,500 Inhabitants or More..... | 6-6 |
| 102A. Retail Trade: 1948 - Counties; Cities of 2,500 Inhabitants or More..... | 6-10 |
| 103. Retail Trade: 1954 - Standard Metropolitan Areas..... | 6-11 |
| 103A. Retail Trade: 1948 - Standard Metropolitan Areas..... | 6-13 |
| 104. Retail Trade: 1954 - Counties With 500 Establishments or More..... | 6-14 |
| 105. Retail Trade: 1954 - Cities With 500 Establishments or More..... | 6-19 |

BUREAU OF THE CENSUS

Table 101. RETAIL TRADE: 1954 — THE STATE

Establishments, Sales, Payroll, and Personnel, by Kind of Business

| Kind of business | Establishments | | Sales | | Payroll, entire year (\$1,000) | Payroll, workweek ended nearest Nov. 15 | | Paid employees, workweek ended nearest Nov. 15 | | Proprietors (unincorporated businesses only) ¹ (Number) |
|--|--------------------------------|--------------------------|---|--|-----------------------------------|---|----------------------------|--|---------------------------|---|
| | Total ¹ (Number) | With payroll (Number) | Total, all establishments ¹ (\$1,000) | Establishments with payroll (\$1,000) | | Total (Dollars) | Full workweek (Dollars) | Total (Number) | Full workweek (Number) | |
| Retail trade, total | 15,468 | 10,890 | 1,726,759 | 1,636,681 | 187,214 | 3,678,869 | 3,410,546 | 72,595 | 59,115 | 16,895 |
| Food Stores | | | | | | | | | | |
| Total | 2,502 | 1,480 | 379,374 | 355,570 | 24,562 | 459,056 | 400,467 | 9,387 | 6,322 | 2,806 |
| Grocery stores..... | 1,940 | 1,122 | 353,869 | 333,427 | 21,690 | 395,384 | 343,809 | 7,866 | 5,216 | 2,177 |
| Meat markets..... | 78 | 60 | 7,583 | 7,247 | 736 | 15,507 | 14,780 | 242 | 207 | 93 |
| Fish (seafood) markets..... | 2 | 2 | (D) | (D) | (D) | (D) | (D) | (D) | (D) | (D) |
| Fruit stores, vegetable markets..... | 65 | 23 | 2,520 | 1,752 | 103 | 2,333 | 1,980 | 49 | 38 | 84 |
| Candy, nut, confectionery stores..... | 88 | 60 | 2,441 | 2,043 | 307 | 6,253 | 5,387 | 205 | 154 | 110 |
| Bakery products stores..... | 131 | 109 | 4,006 | 3,774 | 855 | 18,709 | 16,099 | 496 | 346 | 151 |
| Bakeries, with baking on premises..... | (NA) | 93 | (NA) | 3,048 | 729 | 16,246 | 14,048 | 417 | 298 | (NA) |
| Bakeries, without baking on premises..... | (NA) | 16 | (NA) | 726 | 126 | 2,463 | 2,051 | 79 | 48 | (NA) |
| Delicatessen stores..... | 27 | 19 | 1,325 | 1,325 | 191 | 3,437 | 3,256 | 94 | 81 | 34 |
| Food stores, n.e.c..... | 151 | 85 | (D) | (D) | (D) | (D) | (D) | (D) | (D) | (D) |
| Eating, Drinking Places | | | | | | | | | | |
| Total | 2,762 | 2,346 | 124,732 | 118,626 | 26,977 | 557,717 | 511,963 | 15,229 | 12,552 | 3,557 |
| Eating places (except refreshment stands)..... | 1,602 | 1,366 | 80,011 | 76,369 | 19,208 | 395,924 | 365,075 | 10,822 | 9,091 | 2,120 |
| Restaurants, cafeterias..... | (NA) | 1,351 | (NA) | 74,995 | 18,834 | 389,028 | 358,935 | 10,663 | 8,978 | (NA) |
| Caterers..... | (NA) | 12 | (NA) | 491 | 79 | 1,842 | 1,568 | 62 | 38 | (NA) |
| In-plant food contractors..... | (NA) | 3 | (NA) | 883 | 295 | 5,054 | 4,572 | 97 | 75 | (NA) |
| Refreshment stands..... | 208 | 170 | 5,206 | 4,794 | 729 | 15,683 | 12,704 | 549 | 344 | 251 |
| Drinking places..... | 938 | 810 | 39,257 | 37,463 | 7,040 | 146,110 | 134,184 | 3,858 | 3,117 | 1,172 |
| General Merchandise Group | | | | | | | | | | |
| Total | 598 | 470 | 178,772 | 176,424 | 25,199 | 506,555 | 450,201 | 11,412 | 8,466 | 490 |
| Department stores..... | 32 | 32 | 112,242 | 112,282 | 16,572 | 340,287 | 305,552 | 6,784 | 5,249 | 1 |
| Dry goods, general merchandise stores..... | 265 | 197 | 30,159 | 28,913 | 3,379 | 62,500 | 58,390 | 1,419 | 1,096 | 224 |
| General stores..... | 104 | 78 | 8,826 | 8,162 | 754 | 13,064 | 12,559 | 275 | 239 | 116 |
| Variety stores..... | 191 | 163 | 27,457 | 27,067 | 4,494 | 90,704 | 73,696 | 2,934 | 1,682 | 143 |
| Apparel, Accessories Stores | | | | | | | | | | |
| Total | 884 | 734 | 81,691 | 79,491 | 10,931 | 217,332 | 199,180 | 4,319 | 3,478 | 835 |
| Shoe stores..... | 170 | 146 | 14,129 | 13,619 | 1,965 | 34,360 | 31,076 | 678 | 500 | 119 |
| Men's shoe stores..... | (NA) | 9 | (NA) | 953 | 113 | 2,116 | 2,027 | 40 | 37 | (NA) |
| Women's shoe stores..... | (NA) | 14 | (NA) | 2,703 | 364 | 5,780 | 5,096 | 121 | 71 | (NA) |
| Children's, juveniles' shoe stores..... | (NA) | 3 | (NA) | 139 | 11 | 198 | 198 | 4 | 4 | (NA) |
| Family shoe stores..... | (NA) | 120 | (NA) | 9,824 | 1,477 | 26,266 | 23,755 | 513 | 388 | (NA) |
| Men's, boys' clothing and furnishings stores..... | (NA) | 141 | (NA) | 15,584 | 1,919 | 37,640 | 34,635 | 655 | 541 | (NA) |
| Men's, boys' clothing stores..... | (NA) | 104 | (NA) | 12,933 | 1,647 | 32,261 | 29,603 | 545 | 453 | (NA) |
| Men's, boys' furnishings stores..... | (NA) | 37 | (NA) | 2,651 | 272 | 5,379 | 5,032 | 110 | 88 | (NA) |
| Family clothing stores..... | (NA) | 86 | (NA) | 9,867 | 1,388 | 27,328 | 24,972 | 522 | 411 | (NA) |
| Women's clothing, specialty stores..... | 339 | 231 | 36,681 | 35,773 | 4,977 | 102,522 | 94,264 | 2,186 | 1,600 | 320 |
| Ready-to-wear stores..... | (NA) | 231 | (NA) | 33,448 | 4,636 | 96,242 | 88,526 | 2,030 | 1,668 | (NA) |
| Millinery stores..... | (NA) | 28 | (NA) | 806 | 147 | 2,767 | 2,510 | 73 | 61 | (NA) |
| Clothing, specialty stores, n.e.c..... | (NA) | 22 | (NA) | 1,519 | 194 | 3,513 | 3,218 | 83 | 71 | (NA) |
| Children's, infants' wear stores..... | 53 | 43 | 1,902 | 1,794 | 158 | 3,189 | 2,638 | 99 | 63 | 69 |
| Apparel stores, n.e.c..... | 59 | 37 | 3,110 | 2,854 | 524 | 12,299 | 11,595 | 179 | 163 | 54 |
| Furniture, Home Furnishings, Appliance Dealers | | | | | | | | | | |
| Total | 892 | 634 | 87,665 | 83,485 | 11,702 | 226,917 | 219,607 | 3,432 | 3,157 | 900 |
| Furniture, home furnishings stores..... | 466 | 364 | 50,423 | 48,417 | 6,658 | 129,406 | 125,125 | 1,894 | 1,754 | 490 |
| Furniture stores..... | (NA) | 245 | (NA) | 39,847 | 5,113 | 97,483 | 94,929 | 1,450 | 1,358 | (NA) |
| Floor covering stores..... | (NA) | 50 | (NA) | 5,783 | 1,146 | 24,194 | 22,898 | 289 | 262 | (NA) |
| Home furnishings stores, n.e.c., antique stores..... | (NA) | 69 | (NA) | 2,787 | 399 | 7,729 | 7,292 | 155 | 134 | (NA) |
| Household appliance, radio, TV stores..... | 414 | 270 | 37,436 | 35,068 | 5,044 | 97,511 | 94,482 | 1,538 | 1,403 | 406 |
| Household appliance stores..... | (NA) | 119 | (NA) | 16,001 | 2,629 | 50,040 | 48,752 | 766 | 708 | (NA) |
| Appliance, radio, TV stores..... | (NA) | 151 | (NA) | 15,391 | 1,823 | 36,482 | 35,190 | 577 | 524 | (NA) |
| Radio, TV stores..... | (NA) | 50 | (NA) | 3,676 | 592 | 10,989 | 10,540 | 195 | 171 | (NA) |
| Automotive Group | | | | | | | | | | |
| Total | 1,030 | 810 | 335,326 | 327,660 | 31,549 | 589,390 | 581,600 | 7,921 | 7,683 | 1,065 |
| Passenger car dealers (franchised)..... | 460 | 434 | 261,234 | 259,974 | 26,563 | 498,064 | 492,685 | 6,631 | 6,474 | 423 |
| Passenger car dealers (nonfranchised)..... | 319 | 193 | 46,434 | 41,424 | 2,084 | 35,979 | 34,661 | 499 | 462 | 395 |
| Tire, battery, accessory dealers..... | 182 | 136 | 16,047 | 15,297 | 2,298 | 45,137 | 44,165 | 653 | 613 | 181 |
| Motorcycle, aircraft, boat dealers..... | 24 | 12 | (D) | (D) | (D) | (D) | (D) | (D) | (D) | (D) |
| Household trailer dealers..... | 42 | 34 | 8,655 | 8,597 | 476 | 7,432 | 7,319 | 101 | 98 | 34 |
| Automotive dealers, n.e.c..... | 1 | 1 | (D) | (D) | (D) | (D) | (D) | (D) | (D) | (D) |
| Gasoline Service Stations | | | | | | | | | | |
| Total | 2,026 | 1,382 | 124,906 | 109,604 | 9,554 | 199,684 | 178,289 | 4,186 | 3,140 | 2,300 |
| Lumber, Bldg. Mats., Hardware, Farm Equipment Dealers | | | | | | | | | | |
| Total | 1,157 | 949 | 158,251 | 154,379 | 18,128 | 353,533 | 339,859 | 5,323 | 4,850 | 1,048 |
| Farm equipment dealers..... | 265 | 223 | 33,212 | 32,538 | 3,296 | 59,510 | 58,535 | 917 | 881 | 297 |
| Lumber, building materials dealers..... | 366 | 320 | 88,457 | 87,263 | 9,977 | 195,786 | 188,122 | 2,803 | 2,562 | 216 |
| Paint, glass, wallpaper stores..... | 69 | 63 | 5,778 | 5,686 | 956 | 18,909 | 18,379 | 265 | 249 | 57 |
| Plumbing, electrical supply stores..... | 82 | 52 | 5,795 | 5,373 | 1,207 | 28,891 | 27,450 | 366 | 334 | 89 |
| Hardware stores..... | 375 | 291 | 25,009 | 23,519 | 2,652 | 50,437 | 47,373 | 972 | 824 | 389 |
| Drug Stores, Proprietary Stores | | | | | | | | | | |
| Total | 650 | 590 | 74,361 | 72,901 | 8,730 | 178,638 | 159,378 | 4,176 | 3,159 | 694 |
| Drug stores..... | (NA) | 565 | (NA) | 71,912 | 8,664 | 177,632 | 158,684 | 4,134 | 3,138 | (NA) |
| Proprietary stores..... | (NA) | 25 | (NA) | 989 | 66 | 1,006 | 694 | 42 | 21 | (NA) |
| Other Retail Stores | | | | | | | | | | |
| Total | 2,400 | 1,356 | 135,237 | 118,217 | 13,426 | 261,905 | 248,835 | 4,902 | 4,294 | 2,593 |
| Liquor stores..... | 436 | 216 | 27,542 | 20,456 | 1,058 | 18,155 | 15,795 | 401 | 284 | 523 |
| Fuel, ice dealers..... | 192 | 132 | 11,655 | 10,963 | 1,743 | 35,516 | 34,486 | 568 | 533 | 179 |
| Fuel dealers (coal, wood)..... | (NA) | 58 | (NA) | 3,091 | 409 | 9,474 | 8,995 | 162 | 145 | (NA) |
| Liquefied petroleum gas dealers..... | (NA) | 68 | (NA) | 7,294 | 1,257 | 24,453 | 23,961 | 379 | 364 | (NA) |
| Fuel oil dealers..... | (NA) | 4 | (NA) | (D) | (D) | (D) | (D) | (D) | (D) | (NA) |
| Ice dealers..... | (NA) | 2 | (NA) | (D) | (D) | (D) | (D) | (D) | (D) | (NA) |
| Hay, grain, feed stores..... | 175 | 119 | 29,339 | 27,593 | 1,409 | 26,559 | 25,234 | 437 | 399 | 169 |
| Farm, garden supply stores..... | 65 | 43 | 5,048 | 4,532 | 531 | 8,974 | 8,760 | 174 | 162 | 60 |

Standard Notes: (D) Withheld to avoid disclosure. (NA) Not available. n.e.c. Not elsewhere classified. XXX Not applicable. (Z) Less than \$500. ... Represents zero.
¹ Group totals may include data for establishments without payroll which could not be classified by detailed kind of business.

Table 101. RETAIL TRADE: 1954 — THE STATE — Continued

Establishments, Sales, Payroll, and Personnel, by Kind of Business

| Kind of business | Establishments | | Sales | | Payroll, entire year (\$1,000) | Payroll, workweek ended nearest Nov. 15 | | Paid employees, workweek ended nearest Nov. 15 | | Proprietors (unincorporated businesses only) ¹ (Number) |
|--|--------------------------------|--------------------------|---|--|-----------------------------------|---|----------------------------|--|---------------------------|---|
| | Total ¹ (Number) | With payroll (Number) | Total, all establishments ² (\$1,000) | Establishments with payroll (\$1,000) | | Total (Dollars) | Full workweek (Dollars) | Total (Number) | Full workweek (Number) | |
| Other Retail Stores—Con. | | | | | | | | | | |
| Jewelry stores..... | 278 | 172 | 12,835 | 11,615 | 1,856 | 36,927 | 35,992 | 577 | 536 | 299 |
| Book stores..... | 32 | 22 | 1,421 | 1,345 | 156 | 3,009 | 2,167 | 115 | 54 | 32 |
| Stationery stores..... | 35 | 31 | 3,822 | 3,766 | 819 | 15,977 | 15,480 | 303 | 282 | 35 |
| Sporting goods stores..... | 125 | 61 | 7,783 | 6,905 | 765 | 14,551 | 13,870 | 268 | 238 | 136 |
| Bicycle stores..... | 28 | 12 | 687 | 515 | 60 | 1,257 | 1,135 | 29 | 22 | 33 |
| Florists..... | 125 | 101 | 4,429 | 4,179 | 784 | 15,585 | 14,312 | 334 | 262 | 138 |
| Cigar stores, stands..... | 70 | 38 | 1,851 | 1,477 | 133 | 2,560 | 2,405 | 69 | 56 | 84 |
| News dealers, newsstands..... | 36 | 18 | 961 | 821 | 58 | 1,126 | 904 | 44 | 32 | 36 |
| Gift, novelty, souvenir stores..... | 177 | 107 | 4,651 | 3,881 | 504 | 9,867 | 9,319 | 235 | 202 | 197 |
| Music stores..... | 61 | 35 | 3,780 | 3,520 | 600 | 11,418 | 10,909 | 202 | 181 | 61 |
| Camera, photographic supply stores..... | 33 | 29 | 3,229 | 3,211 | 334 | 5,728 | 5,470 | 107 | 95 | 32 |
| Luggage, leather goods stores..... | 20 | 12 | 585 | 521 | 63 | 1,353 | 1,340 | 21 | 20 | 19 |
| Optical goods stores..... | 37 | 27 | 2,024 | 1,922 | 458 | 8,994 | 8,900 | 121 | 116 | 35 |
| Office, store machine and equipment dealers..... | 37 | 19 | 1,593 | 1,334 | 251 | 4,869 | 4,251 | 78 | 65 | 39 |
| Retail stores (except second-hand) n.e.c..... | 90 | 90 | 4,896 | 4,896 | 736 | 16,341 | 15,459 | 292 | 253 | 74 |
| Second-hand stores..... | 196 | 112 | 5,711 | 4,759 | 1,108 | 23,139 | 22,642 | 527 | 502 | 226 |
| Nonstore Retailers | | | | | | | | | | |
| Total..... | 577 | 99 | 45,344 | 40,324 | 6,456 | 128,136 | 121,167 | 2,308 | 2,014 | 607 |
| Mail order houses..... | 19 | 17 | (D) | (D) | (D) | (D) | (D) | (D) | (D) | (D) |
| Direct selling (house-to-house) organizations..... | 500 | 58 | 14,255 | 9,801 | 2,452 | 47,106 | 46,425 | 693 | 664 | 522 |
| Merchandise vending machine operators..... | 58 | 24 | (D) | (D) | (D) | (D) | (D) | (D) | (D) | (D) |

Standard Notes: (D) Withheld to avoid disclosure. (NA) Not available. n.e.c. Not elsewhere classified. XXX Not applicable. (Z) Less than \$500. ... Represents zero.
¹Group totals may include data for establishments without payroll which could not be classified by detailed kind of business.

Table 101A. RETAIL TRADE: 1954 AND 1948¹ — THE STATE

Establishments and Sales by Kind of Business

| Kind of business | 1954 | | | | 1948 ¹ | | | |
|---|--------------------------------|--------------------------|---|--|-------------------|--------------------------|--|--|
| | Establishments | | Sales | | Establishments | | Sales | |
| | Total ² (Number) | With payroll (Number) | Total, all establishments ² (\$1,000) | Establishments with payroll (\$1,000) | Total (Number) | With payroll (Number) | Total, all establishments (\$1,000) | Establishments with payroll (\$1,000) |
| Retail trade, total..... | 15,468 | 10,890 | 1,726,759 | 1,636,681 | 14,767 | 10,468 | 1,249,794 | 1,165,440 |
| Food stores, total..... | 2,502 | 1,480 | 379,374 | 355,570 | 3,101 | 1,752 | 252,245 | 221,790 |
| Grocery stores..... | 1,940 | 1,122 | 353,869 | 333,427 | 2,473 | 1,302 | 229,216 | 201,279 |
| Other food stores..... | 562 | 358 | 25,261 | 22,143 | 628 | 450 | 23,029 | 20,511 |
| Eating, drinking places, total..... | 2,762 | 2,346 | 124,732 | 118,626 | 2,614 | 2,137 | 89,298 | 83,725 |
| Eating places..... | 1,810 | 1,536 | 85,217 | 81,163 | 1,583 | 1,339 | 55,838 | 53,368 |
| Drinking places..... | 938 | 810 | 39,257 | 37,463 | 1,031 | 798 | 33,460 | 30,357 |
| General merchandise group..... | 598 | 470 | 178,772 | 176,424 | 544 | 402 | 156,797 | 154,199 |
| Apparel, accessories stores, total..... | 884 | 734 | 81,991 | 79,491 | 748 | 577 | 65,656 | 62,972 |
| Shoe stores..... | 170 | 146 | 14,129 | 13,619 | 112 | 94 | 9,869 | 9,584 |
| Other apparel stores..... | 697 | 588 | 67,634 | 65,872 | 636 | 483 | 55,787 | 53,388 |
| Furniture, home furnishings, appliance dealers..... | 882 | 634 | 87,865 | 83,485 | 745 | 566 | 60,996 | 58,251 |
| Automotive group..... | 1,030 | 810 | 335,326 | 327,660 | 1,031 | 847 | 217,759 | 210,717 |
| Gasoline service stations..... | 2,026 | 1,382 | 124,906 | 109,604 | 2,038 | 1,281 | 78,291 | 63,974 |
| Lumber, bldg. mats., hardware, farm equip. dealers, total..... | 1,157 | 949 | 158,251 | 154,379 | 1,116 | 945 | 138,733 | 134,503 |
| Farm equipment dealers..... | 265 | 223 | 33,212 | 32,538 | 268 | 242 | 37,634 | 36,487 |
| Lumber, bldg. mats., supplies, equipment, hardware dealers..... | 892 | 726 | 125,039 | 121,841 | 848 | 703 | 101,099 | 98,016 |
| Drug stores, proprietary stores, total..... | 650 | 590 | 74,361 | 72,901 | 596 | 539 | 51,173 | 49,987 |
| Drug stores..... | (NA) | 565 | (NA) | 71,912 | 521 | 489 | 48,537 | 47,650 |
| Proprietary stores..... | (NA) | 25 | (NA) | 989 | 75 | 50 | 2,636 | 2,337 |
| Other retail stores, total..... | 2,400 | 1,396 | 135,837 | 118,217 | 2,197 | 1,389 | 102,461 | 88,961 |
| Liquor stores..... | 436 | 216 | 27,542 | 20,456 | 475 | 207 | 21,367 | 14,496 |
| Fuel, ice dealers..... | 192 | 132 | 11,655 | 10,963 | 205 | 170 | 11,664 | 11,120 |
| Feed, farm, garden supply stores..... | 240 | 162 | 34,387 | 32,131 | 156 | 118 | 20,235 | 18,719 |
| Jewelry stores..... | 278 | 172 | 12,835 | 11,615 | 265 | 199 | 12,039 | 11,233 |
| Other retail stores..... | 1,102 | 714 | 47,428 | 43,052 | 1,096 | 695 | 37,156 | 33,393 |
| Nonstore retailers..... | 577 | 99 | 45,344 | 40,324 | 37 | 33 | 36,385 | 36,361 |

Standard Notes: (D) Withheld to avoid disclosure. (NA) Not available. ... Represents zero.
¹Data in this table differ from those which appeared in the publications of the 1948 Census of Retail Trade. For a description of the adjustments see Comparison of 1948 and 1954 Censuses in the Introduction.
²Group totals may include data for establishments without payroll which could not be classified by detailed kind of business.

RETAIL TRADE—AREA STATISTICS

Table 102. RETAIL TRADE: 1954 — COUNTIES;
Total Retail — Establishments, Sales, Payroll, and Personnel,

| Line No. | County and city | Total | | | | | | | Kind-of-business group | | | | |
|----------|--|-------------------|-----------------------------|---|---|--------------------------------------|--|------------------------------|---|---------------------------------|--------------------|---------------------------------|--------------------|
| | | Establishments | | Sales | | Payroll, entire year (\$1,000) | Paid employees, workweek ended nearest Nov. 15 | | Proprietors (unincorporated businesses only) (Number) | Food stores | | Eating, drinking places | |
| | | Total (Number) | With payroll (Number) | Total, all establishments (\$1,000) | Establishments with payroll (\$1,000) | | Total (Number) | Full workweek (Number) | | Estab- lishments (Number) | Sales (\$1,000) | Estab- lishments (Number) | Sales (\$1,000) |
| 1 | Colorado, total..... | 15,468 | 10,890 | 1,726,759 | 1,636,681 | 187,214 | 72,595 | 59,115 | 16,895 | 2,502 | 379,374 | 2,762 | 124,732 |
| 2 | Adams County..... | 421 | 291 | 38,105 | 34,693 | 3,534 | 1,450 | 1,161 | 464 | 67 | 8,062 | 65 | 3,389 |
| 3 | Aurora (part) ¹ | 80 | 70 | 8,077 | 7,855 | 1,099 | 440 | 328 | 74 | 7 | 570 | 11 | 1,011 |
| 4 | Brighton..... | 98 | 66 | 8,757 | 7,701 | 653 | 219 | 112 | 15 | 15 | 2,311 | 14 | 445 |
| 5 | Remainder of County..... | 243 | 155 | 21,271 | 19,137 | 1,782 | 733 | 614 | 278 | 45 | 5,181 | 40 | 1,933 |
| 6 | Alamosa County..... | 113 | 89 | 11,798 | (D) | (D) | (D) | (D) | (D) | 13 | 2,619 | 17 | 714 |
| 7 | Alamosa..... | 110 | 88 | 11,724 | 11,302 | 1,222 | 527 | 447 | 117 | 11 | (D) | 16 | (D) |
| 8 | Remainder of County..... | 3 | 1 | 74 | (D) | (D) | (D) | (D) | (D) | 2 | (D) | 1 | (D) |
| 9 | Arapahoe County..... | 572 | 400 | 82,729 | 79,709 | 8,497 | 2,996 | 2,287 | 595 | 82 | 25,663 | 78 | 4,435 |
| 10 | Aurora (part) ¹ | 84 | 66 | 17,846 | 17,546 | 1,768 | 604 | 436 | 76 | 11 | 7,183 | 10 | 664 |
| 11 | Englewood..... | 264 | 192 | 46,265 | 45,001 | 4,625 | 1,596 | 1,219 | 279 | 37 | 13,360 | 31 | 1,533 |
| 12 | Littleton..... | 89 | 61 | 8,072 | 7,494 | 815 | 362 | 282 | 101 | 9 | 2,138 | 21 | 1,188 |
| 13 | Remainder of County..... | 135 | 81 | 10,546 | 9,668 | 1,289 | 434 | 350 | 139 | 25 | 2,982 | 16 | 1,050 |
| 14 | Archuleta County..... | 35 | 25 | 2,505 | 2,261 | 198 | 106 | 91 | 42 | 11 | 392 | 7 | 170 |
| 15 | Baca County..... | 73 | 47 | 5,239 | 4,679 | 411 | 190 | 164 | 90 | 16 | 925 | 4 | 186 |
| 16 | Bent County..... | 78 | 46 | 5,103 | 4,567 | 390 | 182 | 140 | 83 | 10 | 1,281 | 16 | 298 |
| 17 | Las Animas..... | 65 | 39 | 4,824 | 4,380 | 360 | 172 | 137 | 71 | 9 | (D) | 11 | 231 |
| 18 | Remainder of County..... | 13 | 7 | 279 | 187 | 10 | 10 | 3 | 12 | 1 | (D) | 5 | 67 |
| 19 | Boulder County..... | 631 | 459 | 57,053 | 53,517 | 6,017 | 2,430 | 1,853 | 705 | 90 | 13,024 | 97 | 3,648 |
| 20 | Boulder..... | 313 | 247 | 33,783 | 32,123 | 3,623 | 1,466 | 1,093 | 356 | 36 | 7,798 | 51 | 2,081 |
| 21 | Longmont..... | 208 | 138 | 16,355 | 15,177 | 1,749 | 669 | 528 | 218 | 26 | 3,411 | 18 | 604 |
| 22 | Remainder of County..... | 110 | 74 | 6,915 | 6,217 | 645 | 295 | 232 | 131 | 28 | 1,815 | 28 | 963 |
| 23 | Chaffee County..... | 137 | 101 | 8,938 | 8,120 | 785 | 356 | 298 | 150 | 20 | 1,996 | 30 | 859 |
| 24 | Salida..... | 99 | 79 | 7,520 | 7,106 | 695 | 317 | 272 | 102 | 17 | (D) | 20 | 640 |
| 25 | Remainder of County..... | 38 | 22 | 1,418 | 1,014 | 90 | 39 | 26 | 48 | 3 | (D) | 10 | 219 |
| 26 | Cheyenne County..... | 47 | 37 | 2,464 | 2,248 | 197 | 90 | 82 | 52 | 5 | 613 | 6 | 298 |
| 27 | Clear Creek County..... | 81 | 57 | 4,304 | 3,754 | 442 | 222 | 177 | 94 | 4 | 643 | 24 | 1,222 |
| 28 | Conejos County..... | 76 | 52 | 4,105 | 3,617 | 287 | 125 | 117 | 89 | 14 | 740 | 16 | 307 |
| 29 | Costilla County..... | 35 | 17 | 1,652 | 1,446 | 100 | 48 | 42 | 41 | 6 | 159 | 4 | 46 |
| 30 | Crowley County..... | 43 | 31 | 2,890 | 2,564 | 224 | 94 | 83 | 46 | 12 | 525 | 5 | 85 |
| 31 | Custer County..... | 20 | 10 | 538 | 344 | 21 | 14 | 8 | 21 | 5 | 216 | 4 | 61 |
| 32 | Delta County..... | 218 | 138 | 13,020 | 11,478 | 997 | 427 | 357 | 236 | 41 | 3,424 | 29 | 547 |
| 33 | Delta..... | 131 | 85 | 9,070 | 8,252 | 758 | 314 | 265 | 142 | 22 | 2,110 | 21 | 430 |
| 34 | Remainder of County..... | 87 | 53 | 3,950 | 3,226 | 239 | 113 | 92 | 94 | 19 | 1,314 | 8 | 117 |
| 35 | Denver County (coextensive with Denver city)..... | 4,466 | 3,168 | 696,494 | 670,932 | 86,089 | 32,218 | 26,177 | 4,737 | 776 | 137,999 | 802 | 50,988 |
| 36 | Dolores County..... | 15 | 9 | 1,121 | 811 | 76 | 31 | 27 | 24 | 1 | (D) | 4 | 174 |
| 37 | Douglas County..... | 72 | 34 | 3,660 | 3,148 | 258 | 129 | 96 | 81 | 13 | 584 | 17 | 538 |
| 38 | Eagle County..... | 65 | 31 | 2,775 | 2,145 | 171 | 84 | 76 | 74 | 15 | 815 | 8 | 226 |
| 39 | Elbert County..... | 51 | 23 | 1,618 | 1,268 | 77 | 37 | 32 | 55 | 16 | 555 | 6 | 75 |
| 40 | El Paso County..... | 1,075 | 807 | 136,439 | 130,813 | 15,693 | 5,970 | 4,958 | 1,172 | 140 | 26,870 | 190 | 10,684 |
| 41 | Colorado Springs..... | 847 | 655 | 123,692 | 119,430 | 14,404 | 5,398 | 4,484 | 918 | 114 | 24,072 | 138 | 8,781 |
| 42 | Manitou Springs..... | 80 | 60 | 2,769 | 2,407 | 311 | 133 | 99 | 90 | 7 | 428 | 21 | 679 |
| 43 | Remainder of County..... | 148 | 92 | 9,978 | 8,978 | 978 | 439 | 375 | 164 | 19 | 2,370 | 31 | 1,224 |
| 44 | Fremont County..... | 247 | 157 | 14,873 | 13,443 | 1,248 | 563 | 460 | 279 | 33 | 3,381 | 41 | 1,101 |
| 45 | Canon City..... | 150 | 112 | 10,611 | 10,007 | 1,008 | 438 | 357 | 165 | 13 | 2,075 | 25 | 802 |
| 46 | Florence..... | 59 | 31 | 3,133 | 2,599 | 184 | 95 | 74 | 75 | 10 | 1,078 | 10 | 167 |
| 47 | Remainder of County..... | 38 | 14 | 1,129 | 837 | 56 | 30 | 29 | 39 | 10 | 228 | 6 | 132 |
| 48 | Garfield County..... | 157 | 117 | 13,961 | 13,343 | 1,373 | 557 | 471 | 187 | 18 | 2,678 | 31 | 1,441 |
| 49 | Gilpin County..... | 36 | 24 | 835 | 637 | 100 | 52 | 29 | 33 | 4 | 112 | 14 | 332 |
| 50 | Grand County..... | 118 | 74 | 5,482 | 4,822 | 505 | 213 | 197 | 133 | 17 | 895 | 36 | 991 |
| 51 | Gunnison County..... | 77 | 63 | 5,704 | 5,128 | 528 | 239 | 205 | 90 | 9 | 1,319 | 14 | 544 |
| 52 | Gunnison..... | 59 | 53 | 5,209 | 4,823 | 496 | 216 | 189 | 68 | 6 | (D) | 10 | 508 |
| 53 | Remainder of County..... | 18 | 10 | 495 | 305 | 32 | 23 | 16 | 22 | 3 | (D) | 4 | 36 |
| 54 | Hinsdale County..... | 6 | 2 | 100 | (D) | (D) | (D) | (D) | (D) | ... | ... | 4 | (D) |
| 55 | Huerfano County..... | 127 | 83 | 6,392 | 5,552 | 494 | 236 | 217 | 147 | 28 | 1,820 | 30 | 717 |
| 56 | Walsenburg..... | 110 | 74 | 5,931 | 5,211 | 466 | 220 | 202 | 124 | 23 | 1,711 | 26 | 633 |
| 57 | Remainder of County..... | 17 | 9 | 461 | 341 | 28 | 16 | 15 | 23 | 5 | 109 | 4 | 84 |
| 58 | Jackson County..... | 23 | 19 | 1,584 | 1,530 | 133 | 86 | 73 | 25 | 2 | (D) | 3 | 207 |
| 59 | Jefferson County..... | 591 | 385 | 70,220 | 66,940 | 6,113 | 2,262 | 1,721 | 672 | 112 | 25,108 | 108 | 5,042 |
| 60 | Edgewater..... | 24 | 18 | 1,556 | 1,460 | 128 | 66 | 46 | 28 | 5 | 192 | 5 | 165 |
| 61 | Golden..... | 96 | 60 | 10,418 | 9,748 | 1,052 | 374 | 295 | 107 | 20 | 2,308 | 19 | 702 |
| 62 | Remainder of County..... | 471 | 307 | 58,296 | 55,732 | 4,933 | 1,182 | 1,380 | 537 | 87 | 22,608 | 84 | 4,175 |
| 63 | Kiowa County..... | 57 | 33 | 3,221 | 2,579 | 161 | 82 | 63 | 59 | 11 | 948 | 11 | 203 |

Standard Notes: (D) Withheld to avoid disclosure. (NA) Not available. XXX Not applicable. (Z) Less than \$500. ... Represents zero.

¹Aurora is in Adams and Arapahoe counties.

COLORADO

CITIES OF 2,500 INHABITANTS OR MORE

Kind-of-Business Group — Establishments and Sales

| Kind-of-business group—Continued | | | | | | | | | | | | | | | | | | Line No. | |
|----------------------------------|-----------------|-----------------------------|-----------------|--|-----------------|----------------------|-----------------|---------------------------|-----------------|--|-----------------|---------------------------------|-----------------|-------------------------|-----------------|-------------------------|-----------------|----------|---|
| General merchandise group | | Apparel, accessories stores | | Furniture, home furnishings, appliance dealers | | Automotive group | | Gasoline service stations | | Lumber, bldg. matls., hardware, farm equipment dealers | | Drug stores, proprietary stores | | Other retail stores | | Nonstore retailers | | | |
| Establishments (Number) | Sales (\$1,000) | Establishments (Number) | Sales (\$1,000) | Establishments (Number) | Sales (\$1,000) | Establishments (No.) | Sales (\$1,000) | Establishments (Number) | Sales (\$1,000) | Establishments (Number) | Sales (\$1,000) | Establishments (No.) | Sales (\$1,000) | Establishments (Number) | Sales (\$1,000) | Establishments (Number) | Sales (\$1,000) | | |
| 598 | 178,772 | 884 | 81,991 | 882 | 87,865 | 1,030 | 335,326 | 2,026 | 124,906 | 1,157 | 158,251 | 650 | 74,361 | 2,400 | 135,837 | 577 | 45,344 | 1 | |
| 11 | 830 | 15 | 1,463 | 25 | 1,287 | 24 | 6,070 | 73 | 6,196 | 46 | 5,207 | 17 | 2,343 | 55 | 2,672 | 23 | 586 | 2 | |
| 2 | (D) | 10 | 902 | 8 | 591 | 4 | 1,288 | 12 | 1,456 | 11 | 615 | 6 | (D) | 9 | 300 | ... | ... | 3 | |
| 3 | 351 | 4 | (D) | 5 | 406 | 9 | 1,986 | 15 | 917 | 9 | 1,102 | 2 | (D) | 16 | 493 | 6 | 52 | 4 | |
| 6 | (D) | 1 | (D) | 12 | 290 | 11 | 2,796 | 46 | 3,823 | 26 | 3,490 | 9 | 871 | 30 | 1,879 | 17 | 534 | 5 | |
| 8 | 2,209 | 5 | 242 | 6 | 397 | 8 | 2,302 | 14 | 1,066 | 13 | 1,236 | 4 | 390 | 17 | 499 | 8 | 124 | 5 | |
| 8 | 2,209 | 5 | 242 | 6 | 397 | 8 | 2,302 | 14 | (D) | 13 | 1,236 | 4 | 390 | 17 | 499 | 8 | 124 | 7 | |
| ... | ... | ... | ... | ... | ... | ... | ... | ... | (D) | ... | ... | ... | ... | ... | ... | ... | ... | ... | 8 |
| 19 | 6,702 | 31 | 1,780 | 36 | 5,084 | 41 | 17,639 | 96 | 6,128 | 43 | 6,628 | 21 | 3,131 | 86 | 3,844 | 39 | 1,695 | 9 | |
| 5 | 3,108 | 5 | 370 | 3 | (D) | 4 | (D) | 16 | 1,425 | 4 | 1,489 | 5 | 436 | 15 | 985 | 6 | 70 | 10 | |
| 7 | 3,249 | 17 | 1,124 | 24 | 3,796 | 28 | 15,254 | 36 | 2,107 | 16 | 2,293 | 6 | 1,469 | 47 | 1,603 | 15 | 477 | 11 | |
| 3 | 239 | 3 | 82 | 5 | 824 | 4 | 603 | 9 | 669 | 11 | 1,037 | 2 | (D) | 12 | 647 | 10 | (D) | 12 | |
| 4 | 106 | 6 | 204 | 4 | (D) | 5 | (D) | 35 | 1,927 | 12 | 1,809 | 8 | (D) | 12 | 609 | 8 | (D) | 13 | |
| 4 | 455 | 1 | (D) | ... | ... | 2 | (D) | 3 | 316 | 3 | 201 | 1 | (D) | 3 | 232 | ... | ... | 14 | |
| 4 | 182 | 2 | (D) | 2 | (D) | 4 | (D) | 14 | 816 | 11 | 1,087 | 3 | 229 | 11 | 483 | 2 | (D) | 15 | |
| 3 | 274 | 2 | (D) | 4 | 199 | 5 | 1,541 | 19 | 453 | 8 | 611 | 2 | (D) | 9 | 205 | ... | ... | 16 | |
| 2 | (D) | 2 | (D) | 4 | 199 | 5 | 1,541 | 15 | 383 | 6 | (D) | 2 | (D) | 9 | 205 | ... | ... | 17 | |
| 1 | (D) | ... | ... | ... | ... | ... | ... | 4 | 70 | 2 | (D) | ... | ... | ... | ... | ... | ... | 18 | |
| 19 | 2,716 | 49 | 3,697 | 42 | 3,297 | 49 | 10,386 | 79 | 4,832 | 53 | 7,306 | 17 | 2,260 | 116 | 5,486 | 20 | 401 | 19 | |
| 8 | 1,563 | 31 | 2,831 | 17 | 1,985 | 26 | 6,375 | 36 | 2,659 | 25 | 3,291 | 9 | 1,280 | 66 | 3,695 | 8 | 225 | 20 | |
| 7 | 978 | 17 | (D) | 22 | (D) | 21 | (D) | 23 | 1,034 | 21 | 2,820 | 5 | 734 | 36 | 1,408 | 12 | 176 | 21 | |
| 4 | 175 | 1 | (D) | 3 | (D) | 2 | (D) | 20 | 1,139 | 7 | 1,195 | 3 | 246 | 14 | 383 | ... | ... | 22 | |
| 9 | 467 | 9 | 258 | 6 | 407 | 11 | 2,104 | 18 | 982 | 13 | 1,050 | 4 | 223 | 17 | 592 | ... | ... | 23 | |
| 5 | 363 | 9 | 258 | 6 | 407 | 9 | (D) | 9 | 497 | 10 | 892 | 3 | (D) | 11 | 483 | ... | ... | 24 | |
| 4 | 104 | ... | ... | ... | ... | 2 | (D) | 9 | 485 | 3 | 158 | 1 | (D) | 6 | 109 | ... | ... | 25 | |
| 2 | (D) | ... | ... | 3 | (D) | 5 | 338 | 10 | 370 | 6 | 356 | 4 | 156 | 6 | 177 | ... | ... | 26 | |
| 7 | 282 | 1 | (D) | 5 | 144 | 8 | 953 | 14 | 533 | 1 | (D) | 4 | 144 | 15 | (D) | ... | ... | 27 | |
| 10 | 665 | ... | ... | ... | ... | 4 | 940 | 15 | 702 | 5 | 333 | 3 | 203 | 9 | 215 | ... | ... | 28 | |
| 4 | 629 | 1 | (D) | ... | ... | ... | ... | 5 | 248 | 3 | (D) | 1 | (D) | 11 | 134 | ... | ... | 29 | |
| 4 | 172 | 1 | (D) | ... | ... | 3 | 1,184 | 1 | (D) | 10 | 538 | 2 | (D) | 5 | 209 | ... | ... | 30 | |
| 2 | (D) | 1 | (D) | ... | ... | ... | ... | ... | ... | 2 | (D) | 4 | 140 | 2 | (D) | ... | ... | 31 | |
| 10 | 1,129 | 13 | 614 | 10 | 365 | 16 | 2,400 | 23 | 845 | 18 | 1,996 | 8 | 487 | 44 | 1,183 | 6 | 30 | 32 | |
| 5 | 674 | 9 | 513 | 5 | 213 | 11 | 1,715 | 12 | 505 | 10 | 1,546 | 5 | (D) | 27 | 916 | 4 | (D) | 33 | |
| 5 | 455 | 4 | 101 | 5 | 152 | 5 | 685 | 11 | 340 | 8 | 450 | 3 | (D) | 17 | 267 | 2 | (D) | 34 | |
| 115 | 101,810 | 277 | 40,070 | 329 | 39,542 | 260 | 135,278 | 495 | 34,659 | 186 | 35,254 | 229 | 34,619 | 743 | 48,817 | 254 | 37,458 | 35 | |
| ... | ... | ... | ... | ... | ... | 1 | (D) | 2 | (D) | 3 | 220 | 1 | (D) | 3 | 44 | ... | ... | 36 | |
| 2 | (D) | 1 | (D) | 5 | 57 | 4 | 1,373 | 14 | 538 | 7 | 271 | 1 | (D) | 6 | 84 | 2 | (D) | 37 | |
| 5 | 126 | 2 | (D) | 2 | (D) | 2 | (D) | 14 | 274 | 3 | 223 | 5 | 172 | 9 | 474 | ... | ... | 38 | |
| 4 | 89 | ... | ... | ... | ... | 4 | 285 | 10 | 132 | 5 | 360 | 2 | (D) | 4 | (D) | ... | ... | 39 | |
| 24 | 9,769 | 87 | 9,382 | 68 | 8,100 | 72 | 22,294 | 140 | 10,972 | 67 | 16,840 | 45 | 5,435 | 204 | 14,617 | 38 | 1,476 | 40 | |
| 15 | 9,431 | 82 | 9,271 | 58 | 7,706 | 66 | 21,678 | 94 | 8,466 | 54 | 15,533 | 39 | 4,778 | 161 | 12,576 | 26 | 1,400 | 41 | |
| 2 | (D) | 3 | (D) | 3 | 27 | ... | ... | 9 | 441 | 1 | (D) | 2 | (D) | 28 | 692 | 4 | 14 | 42 | |
| 7 | (D) | 2 | (D) | 7 | 367 | 6 | 616 | 37 | 2,065 | 12 | (D) | 4 | (D) | 15 | 1,349 | 8 | 62 | 43 | |
| 9 | 941 | 16 | 553 | 12 | 793 | 16 | 2,792 | 42 | 2,069 | 14 | 1,249 | 5 | 527 | 55 | 1,449 | 4 | 18 | 44 | |
| 4 | 740 | 15 | (D) | 7 | 509 | 12 | (D) | 22 | 1,376 | 7 | 889 | 3 | (D) | 38 | 1,012 | 4 | 18 | 45 | |
| 2 | (D) | 1 | (D) | 5 | 284 | 4 | (D) | 10 | 161 | 6 | (D) | 2 | (D) | 9 | 300 | ... | ... | 46 | |
| 3 | (D) | ... | ... | ... | ... | ... | ... | 10 | 532 | 1 | (D) | ... | ... | 8 | 137 | ... | ... | 47 | |
| 7 | 1,044 | 8 | 488 | 4 | 270 | 12 | 3,268 | 23 | 1,203 | 22 | 1,999 | 8 | 646 | 24 | (D) | ... | (D) | 48 | |
| ... | ... | ... | ... | 1 | (D) | ... | ... | 5 | 124 | 2 | (D) | 2 | (D) | 8 | 141 | ... | ... | 49 | |
| 8 | 385 | 2 | (D) | 5 | 80 | 5 | 836 | 17 | 658 | 8 | 774 | 8 | 400 | 12 | (D) | ... | ... | 50 | |
| 5 | 287 | 6 | 277 | 4 | 302 | 5 | 784 | 13 | 1,015 | 12 | (D) | 2 | (D) | 7 | 256 | ... | ... | 51 | |
| 2 | (D) | 6 | 277 | 4 | 302 | 5 | 784 | 7 | 865 | 10 | 645 | 2 | (D) | 7 | 256 | ... | ... | 52 | |
| 3 | (D) | ... | ... | ... | ... | ... | ... | 6 | 150 | 2 | (D) | ... | ... | ... | ... | ... | ... | 53 | |
| ... | ... | ... | ... | ... | ... | ... | ... | ... | ... | ... | ... | ... | ... | 2 | (D) | ... | ... | 54 | |
| 9 | 456 | 3 | 116 | 3 | 95 | 10 | 1,223 | 22 | 973 | 5 | 329 | 4 | (D) | 10 | 336 | 3 | (D) | 55 | |
| 5 | 310 | 3 | 116 | 3 | 95 | 10 | 1,223 | 20 | (D) | 4 | (D) | 3 | 176 | 10 | 336 | 3 | (D) | 56 | |
| 4 | 146 | ... | ... | ... | ... | ... | ... | 2 | (D) | 1 | (D) | 1 | (D) | ... | ... | ... | ... | 57 | |
| 2 | (D) | ... | ... | ... | ... | 2 | (D) | 5 | 192 | 3 | 123 | 2 | (D) | 4 | 68 | ... | ... | 58 | |
| 17 | 1,902 | 21 | 762 | 26 | 2,389 | 44 | 15,540 | 80 | 5,520 | 44 | 5,727 | 19 | 3,189 | 86 | 4,585 | 34 | 456 | 59 | |
| 1 | (D) | ... | ... | 1 | (D) | ... | ... | 6 | 483 | ... | ... | 1 | (D) | 5 | 177 | ... | ... | 60 | |
| 3 | (D) | 7 | 273 | 3 | (D) | 6 | 3,303 | 14 | 943 | 7 | 739 | 3 | (D) | 8 | 488 | 6 | 72 | 61 | |
| 13 | 1,734 | 14 | 489 | 22 | 1,692 | 38 | 12,237 | 60 | 4,094 | 37 | 4,988 | 15 | 1,975 | 73 | 3,920 | 28 | 384 | 62 | |
| 5 | 227 | 3 | 39 | ... | ... | 1 | (D) | 9 | 760 | 5 | 514 | 4 | 101 | 8 | (D) | ... | ... | 63 | |

BUREAU OF THE CENSUS

RETAIL TRADE—AREA STATISTICS

Table 102. RETAIL TRADE: 1954 — COUNTIES;
Total Retail — Establishments, Sales, Payroll, and Personnel;

| Line No. | County and city | Total | | | | | | | Kind-of-business group | | | | |
|----------|--------------------------|-------------------|--------------------------|--|--|-----------------------------------|--|---------------------------|--|----------------------------|--------------------|----------------------------|--------------------|
| | | Establishments | | Sales | | Payroll, entire year (\$1,000) | Paid employees, workweek ended nearest Nov. 15 | | Proprietors (unincorporated businesses only) (Number) | Food stores | | Eating, drinking places | |
| | | Total (Number) | With payroll (Number) | Total, all establishments (\$1,000) | Establishments with payroll (\$1,000) | | Total (Number) | Full workweek (Number) | | Establishments (Number) | Sales (\$1,000) | Establishments (Number) | Sales (\$1,000) |
| 1 | Kit Carson County..... | 130 | 94 | 8,679 | 7,835 | 671 | 304 | 245 | 155 | 19 | 1,449 | 22 | 521 |
| 2 | Lake County..... | 74 | 56 | 7,986 | 7,586 | 870 | 322 | 277 | 82 | 9 | 2,031 | 23 | 820 |
| 3 | Leadville..... | 62 | 50 | (D) | (D) | (D) | (D) | (D) | (D) | 9 | 2,031 | 20 | 735 |
| 4 | Remainder of County..... | 12 | 6 | (D) | (D) | (D) | (D) | (D) | (D) | ... | ... | 3 | 85 |
| 5 | La Plata County..... | 192 | 146 | 20,058 | 19,028 | 1,829 | 744 | 618 | 236 | 20 | 4,452 | 31 | 1,101 |
| 6 | Durango..... | 153 | 121 | 17,853 | 17,263 | 1,700 | 682 | 566 | 181 | 14 | 3,766 | 24 | 916 |
| 7 | Remainder of County..... | 39 | 25 | 2,205 | 1,765 | 129 | 62 | 52 | 55 | 6 | 686 | 7 | 185 |
| 8 | Larimer County..... | 565 | 431 | 48,345 | 46,007 | 4,719 | 1,991 | 1,553 | 632 | 71 | 10,636 | 103 | 3,293 |
| 9 | Fort Collins..... | 235 | 191 | 27,396 | 26,726 | 2,754 | 1,182 | 933 | 254 | 31 | 6,291 | 37 | 1,311 |
| 10 | Loveland..... | 163 | 117 | 12,643 | 11,781 | 1,168 | 486 | 387 | 183 | 21 | 2,551 | 27 | 593 |
| 11 | Remainder of County..... | 167 | 123 | 8,306 | 7,500 | 797 | 323 | 233 | 195 | 19 | 1,794 | 39 | 1,389 |
| 12 | Las Animas County..... | 279 | 171 | 15,660 | 14,110 | 1,493 | 743 | 610 | 275 | 53 | 3,358 | 63 | 1,382 |
| 13 | Trinidad..... | 219 | 141 | 13,520 | 12,416 | 1,337 | 655 | 546 | 219 | 39 | 3,020 | 50 | 1,123 |
| 14 | Remainder of County..... | 60 | 30 | 2,140 | 1,694 | 156 | 88 | 64 | 56 | 14 | 338 | 13 | 259 |
| 15 | Lincoln County..... | 95 | 67 | 7,540 | 7,088 | 595 | 276 | 228 | 105 | 12 | 888 | 16 | 579 |
| 16 | Logan County..... | 220 | 166 | 27,094 | 25,900 | 2,637 | 967 | 816 | 209 | 29 | 4,805 | 33 | 1,505 |
| 17 | Sterling..... | 172 | 136 | 24,341 | 23,587 | 2,484 | 893 | 759 | 154 | 22 | 4,493 | 27 | 1,282 |
| 18 | Remainder of County..... | 48 | 30 | 2,753 | 2,313 | 153 | 74 | 57 | 55 | 7 | 312 | 6 | 223 |
| 19 | Mesa County..... | 407 | 289 | 53,004 | 50,568 | 5,246 | 2,093 | 1,807 | 477 | 78 | 11,263 | 48 | 2,692 |
| 20 | Grand Junction..... | 301 | 231 | 47,158 | 45,742 | 4,879 | 1,904 | 1,657 | 355 | 43 | 8,405 | 32 | 2,408 |
| 21 | Remainder of County..... | 106 | 58 | 5,846 | 4,826 | 367 | 189 | 150 | 122 | 35 | 2,858 | 16 | 284 |
| 22 | Mineral County..... | 14 | 6 | 425 | 287 | 9 | 4 | 4 | 15 | 1 | (D) | 7 | 59 |
| 23 | Moffat County..... | 82 | 66 | 8,186 | 7,960 | 757 | 277 | 226 | 86 | 8 | 1,779 | 20 | 959 |
| 24 | Craig..... | 59 | 55 | 6,599 | 6,549 | 724 | 263 | 213 | 56 | 5 | (D) | 12 | 785 |
| 25 | Remainder of County..... | 23 | 11 | 1,587 | 1,411 | 33 | 14 | 13 | 30 | 3 | (D) | 8 | 174 |
| 26 | Montezuma County..... | 117 | 97 | 13,159 | 12,521 | 1,244 | 513 | 446 | 141 | 16 | 2,622 | 19 | 962 |
| 27 | Cortez..... | 70 | 66 | 8,436 | 8,236 | 813 | 330 | 287 | 87 | 8 | 1,518 | 12 | 482 |
| 28 | Remainder of County..... | 47 | 31 | 4,723 | 4,285 | 431 | 183 | 159 | 54 | 8 | 1,104 | 7 | 480 |
| 29 | Montrose County..... | 159 | 121 | 14,768 | 13,846 | 1,450 | 575 | 494 | 197 | 17 | 3,320 | 21 | 863 |
| 30 | Montrose..... | 108 | 88 | 11,220 | 10,980 | 1,180 | 472 | 408 | 133 | 9 | 2,514 | 14 | 725 |
| 31 | Remainder of County..... | 51 | 33 | 3,548 | 2,866 | 270 | 103 | 86 | 64 | 8 | 806 | 7 | 138 |
| 32 | Morgan County..... | 245 | 179 | 27,478 | 25,938 | 2,838 | 1,041 | 897 | 244 | 32 | 5,686 | 46 | 1,919 |
| 33 | Fort Morgan..... | 118 | 96 | 16,867 | 16,263 | 1,850 | 627 | 560 | 117 | 13 | 3,499 | 20 | 1,085 |
| 34 | Remainder of County..... | 127 | 83 | 10,611 | 9,675 | 988 | 414 | 337 | 127 | 19 | 2,187 | 26 | 834 |
| 35 | Otero County..... | 323 | 237 | 23,214 | 21,598 | 2,215 | 978 | 785 | 357 | 61 | 6,521 | 61 | 1,628 |
| 36 | La Junta..... | 140 | 108 | 11,271 | 10,697 | 1,206 | 518 | 433 | 151 | 20 | 2,625 | 27 | 718 |
| 37 | Rocky Ford..... | 96 | 74 | 8,361 | 7,913 | 735 | 329 | 253 | 104 | 18 | 2,612 | 16 | 515 |
| 38 | Remainder of County..... | 87 | 55 | 3,582 | 2,988 | 274 | 131 | 99 | 102 | 23 | 1,284 | 18 | 395 |
| 39 | Ouray County..... | 37 | 15 | 1,383 | 699 | 56 | 39 | 37 | 42 | 6 | 363 | 7 | 115 |
| 40 | Park County..... | 38 | 26 | 1,525 | 1,299 | 109 | 47 | 39 | 41 | 5 | 293 | 14 | 320 |
| 41 | Phillips County..... | 92 | 74 | 6,806 | 6,222 | 586 | 222 | 197 | 93 | 8 | 1,371 | 13 | 263 |
| 42 | Pitkin County..... | 40 | 26 | 2,179 | 1,957 | 176 | 57 | 44 | 51 | 7 | 320 | 14 | 499 |
| 43 | Prowers County..... | 187 | 145 | 15,971 | 15,401 | 1,663 | 777 | 610 | 217 | 20 | 2,960 | 39 | 1,200 |
| 44 | Lamar..... | 117 | 95 | 12,395 | 12,071 | 1,373 | 640 | 491 | 135 | 9 | 2,309 | 25 | 926 |
| 45 | Remainder of County..... | 70 | 50 | 3,576 | 3,330 | 290 | 137 | 119 | 82 | 11 | 651 | 14 | 274 |
| 46 | Pueblo County..... | 887 | 637 | 97,606 | 92,894 | 10,440 | 4,235 | 3,474 | 1,000 | 198 | 25,590 | 192 | 7,255 |
| 47 | Pueblo..... | 833 | 603 | 94,615 | 90,247 | 10,219 | 4,104 | 3,387 | 930 | 179 | 24,354 | 181 | 6,729 |
| 48 | Remainder of County..... | 54 | 34 | 2,991 | 2,647 | 221 | 131 | 87 | 70 | 19 | 1,236 | 11 | 526 |
| 49 | Rio Blanco County..... | 60 | 40 | 4,734 | 4,294 | 359 | 149 | 131 | 64 | 11 | 1,191 | 7 | 245 |
| 50 | Rio Grande County..... | 132 | 102 | 10,808 | 10,318 | 975 | 431 | 358 | 134 | 21 | 2,632 | 22 | 541 |
| 51 | Monte Vista..... | 65 | 59 | 6,914 | 6,808 | 652 | 286 | 235 | 66 | 8 | 1,736 | 9 | 298 |
| 52 | Remainder of County..... | 67 | 43 | 3,894 | 3,510 | 323 | 145 | 123 | 68 | 13 | 896 | 13 | 243 |
| 53 | Routt County..... | 95 | 61 | 5,904 | 5,090 | 497 | 208 | 173 | 101 | 18 | 1,587 | 11 | 275 |
| 54 | Saguache County..... | 52 | 32 | 2,725 | 2,251 | 192 | 101 | 76 | 66 | 5 | 447 | 7 | (D) |
| 55 | San Juan County..... | 18 | 8 | 511 | 415 | 52 | 24 | 19 | 23 | 3 | 169 | 4 | 59 |
| 56 | San Miguel County..... | 33 | 15 | 1,690 | 1,106 | 71 | 47 | 42 | 41 | 8 | 346 | 4 | 154 |
| 57 | Sedgwick County..... | 78 | 56 | 6,536 | 5,962 | 468 | 193 | 158 | 89 | 9 | 1,116 | 9 | 349 |
| 58 | Summit County..... | 30 | 18 | 969 | 763 | 98 | 38 | 30 | 39 | 3 | 117 | 15 | 440 |
| 59 | Teller County..... | 62 | 36 | 1,848 | 1,486 | 115 | 81 | 50 | 77 | 11 | 627 | 17 | 302 |
| 60 | Washington County..... | 76 | 52 | 6,028 | 5,570 | 474 | 186 | 156 | 75 | 13 | 1,344 | 11 | 246 |
| 61 | Weld County..... | 752 | 496 | 69,353 | 64,189 | 7,160 | 2,561 | 2,122 | 791 | 122 | 14,286 | 125 | 3,853 |
| 62 | Creeley..... | 336 | 254 | 44,296 | 42,564 | 5,193 | 1,821 | 1,489 | 330 | 51 | 9,928 | 44 | 1,510 |
| 63 | Remainder of County..... | 416 | 242 | 25,057 | 21,625 | 1,967 | 740 | 633 | 461 | 71 | 4,358 | 81 | 2,343 |
| 64 | Yuma County..... | 134 | 96 | 9,665 | 9,021 | 800 | 336 | 270 | 135 | 17 | 2,027 | 17 | 556 |

Standard Notes: (D) Withheld to avoid disclosure. (NA) Not available. XXX Not applicable. (Z) Less than \$500. ... Represents zero.

COLORADO

CITIES OF 2,500 INHABITANTS OR MORE — Continued

Kind-of-Business Group — Establishments and Sales

| Kind-of-business group—Continued | | | | | | | | | | | | | | | | | | Line No. |
|----------------------------------|-----------------|-----------------------------|-----------------|--|-----------------|------------------------|-----------------|---------------------------|-----------------|--|-----------------|---------------------------------|-----------------|---------------------------|-----------------|---------------------------|-----------------|----------|
| General merchandise group | | Apparel, accessories stores | | Furniture, home furnishings, appliance dealers | | Automotive group | | Gasoline service stations | | Lumber, bldg. mtl., hardware, farm equipment dealers | | Drug stores, proprietary stores | | Other retail stores | | Nonstore retailers | | |
| Estab-lish-ments (Number) | Sales (\$1,000) | Estab-lish-ments (Number) | Sales (\$1,000) | Estab-lish-ments (Number) | Sales (\$1,000) | Estab-lish-ments (No.) | Sales (\$1,000) | Estab-lish-ments (Number) | Sales (\$1,000) | Estab-lish-ments (Number) | Sales (\$1,000) | Estab-lish-ments (No.) | Sales (\$1,000) | Estab-lish-ments (Number) | Sales (\$1,000) | Estab-lish-ments (Number) | Sales (\$1,000) | |
| 7 | 460 | 7 | 162 | 1 | (D) | 11 | 1,365 | 19 | 707 | 26 | 2,017 | 6 | 382 | 12 | (D) | ... | ... | 1 |
| 4 | (D) | 1 | (D) | 5 | 111 | 4 | 1,143 | 10 | 748 | 1 | (D) | 3 | (D) | 14 | 514 | ... | ... | 2 |
| 3 | (D) | 1 | (D) | 4 | (D) | 4 | 1,143 | 6 | 694 | 1 | (D) | 3 | (D) | 11 | (D) | ... | ... | 3 |
| 1 | (D) | ... | ... | 1 | (D) | ... | ... | 4 | 54 | ... | ... | ... | ... | 3 | (D) | ... | ... | 4 |
| 13 | 1,654 | 14 | 717 | 13 | 952 | 16 | 4,486 | 20 | 1,803 | 18 | 2,496 | 8 | 604 | 35 | 1,731 | 4 | 62 | 5 |
| 6 | 1,412 | 11 | 527 | 10 | (D) | 16 | 4,486 | 15 | 1,486 | 13 | 2,105 | 7 | (D) | 33 | (D) | 4 | 62 | 6 |
| 7 | 242 | 3 | 190 | 3 | (D) | ... | ... | 5 | 317 | 5 | (D) | 1 | (D) | 2 | (D) | ... | ... | 7 |
| 22 | 3,668 | 33 | 2,179 | 39 | 2,455 | 37 | 9,939 | 79 | 3,560 | 48 | 6,276 | 17 | 1,804 | 101 | 4,347 | 15 | 188 | 8 |
| 7 | 2,632 | 16 | 1,186 | 19 | 1,563 | 16 | 6,602 | 36 | 1,684 | 23 | 3,363 | 6 | 825 | 41 | 1,883 | 3 | 56 | 9 |
| 4 | 711 | 8 | 535 | 11 | 637 | 17 | 2,914 | 20 | 845 | 15 | 2,206 | 6 | 601 | 24 | (D) | 10 | (D) | 10 |
| 11 | 325 | 9 | 458 | 9 | 255 | 4 | 423 | 23 | 1,031 | 10 | 707 | 5 | 378 | 36 | (D) | 2 | (D) | 11 |
| 18 | 2,783 | 17 | 653 | 10 | 462 | 18 | 2,826 | 34 | 1,465 | 12 | 996 | 6 | 495 | 40 | 1,150 | 8 | 90 | 12 |
| 10 | 2,006 | 17 | 653 | 9 | (D) | 18 | 2,826 | 22 | 965 | 10 | (D) | 5 | (D) | 31 | 995 | 8 | 90 | 13 |
| 8 | 777 | ... | ... | 1 | (D) | ... | ... | 12 | 500 | 2 | (D) | 1 | (D) | 9 | 155 | ... | ... | 14 |
| 2 | (D) | 5 | 233 | 1 | (D) | 8 | 1,147 | 21 | 1,343 | 12 | 1,102 | 5 | 312 | 11 | 1,759 | 2 | (D) | 15 |
| 10 | 2,338 | 11 | 984 | 13 | 1,697 | 22 | 5,623 | 26 | 2,989 | 25 | 2,915 | 9 | 705 | 35 | 3,396 | 7 | 137 | 16 |
| 6 | 2,114 | 11 | 984 | 13 | 1,697 | 19 | (D) | 18 | 2,102 | 14 | 2,462 | 5 | 608 | 32 | 3,249 | 5 | (D) | 17 |
| 4 | 224 | ... | ... | ... | ... | 3 | (D) | 8 | 887 | 11 | 453 | 4 | 97 | 3 | 147 | 2 | (D) | 18 |
| 10 | 4,423 | 25 | 2,242 | 27 | 3,075 | 34 | 11,320 | 51 | 3,183 | 40 | 8,134 | 14 | 1,630 | 60 | 4,800 | 20 | 242 | 19 |
| 7 | 4,298 | 23 | (D) | 23 | 2,983 | 32 | (D) | 37 | 2,544 | 26 | 7,221 | 10 | 1,462 | 50 | 4,445 | 18 | (D) | 20 |
| 3 | 125 | 2 | (D) | 4 | 92 | 2 | (D) | 14 | 639 | 14 | 913 | 4 | 168 | 10 | 355 | 2 | (D) | 21 |
| 2 | (D) | ... | ... | ... | ... | ... | ... | 3 | 123 | 1 | (D) | ... | ... | ... | ... | ... | ... | 22 |
| 4 | 464 | 5 | 241 | 3 | (D) | 5 | 1,045 | 14 | 802 | 10 | 1,127 | 3 | 262 | 10 | (D) | ... | ... | 23 |
| 4 | 464 | 5 | 241 | 3 | (D) | 5 | 1,045 | 6 | 618 | 10 | 1,127 | 3 | 262 | 6 | 141 | ... | ... | 24 |
| ... | ... | ... | ... | ... | ... | ... | ... | 8 | 184 | ... | ... | ... | ... | 4 | (D) | ... | ... | 25 |
| 13 | 1,418 | 5 | 237 | 3 | 318 | 14 | 4,197 | 14 | 1,166 | 14 | 1,280 | 7 | 484 | 8 | 303 | 4 | 172 | 26 |
| 6 | 791 | 5 | 237 | 2 | (D) | 10 | 2,923 | 7 | 712 | 10 | 990 | 5 | (D) | 5 | 151 | ... | ... | 27 |
| 7 | 627 | ... | ... | 1 | (D) | 4 | 1,274 | 7 | 454 | 4 | 290 | 2 | (D) | 3 | 152 | 4 | 172 | 28 |
| 11 | 1,429 | 10 | 480 | 7 | 826 | 14 | 2,239 | 19 | 1,694 | 21 | 1,938 | 7 | 670 | 26 | 1,269 | 6 | 40 | 29 |
| 6 | 628 | 10 | 480 | 6 | (D) | 10 | 2,112 | 11 | 1,063 | 14 | 1,773 | 4 | 439 | 18 | (D) | 6 | 40 | 30 |
| 5 | 801 | ... | ... | 1 | (D) | 4 | 127 | 8 | 631 | 7 | 165 | 3 | 231 | 8 | (D) | ... | ... | 31 |
| 10 | 1,512 | 18 | 1,055 | 15 | 1,410 | 18 | 5,363 | 28 | 2,117 | 30 | 5,872 | 11 | 1,005 | 33 | 1,517 | 4 | 22 | 32 |
| 3 | (D) | 12 | 670 | 12 | 1,108 | 10 | 3,694 | 8 | 1,015 | 15 | 3,474 | 4 | 537 | 19 | 894 | 2 | (D) | 33 |
| 7 | (D) | 6 | 385 | 3 | 302 | 8 | 1,669 | 20 | 1,102 | 15 | 2,398 | 7 | 468 | 14 | 623 | 2 | (D) | 34 |
| 14 | 2,136 | 30 | 1,235 | 20 | 1,311 | 16 | 3,957 | 39 | 1,735 | 25 | 2,667 | 10 | 804 | 37 | 878 | 10 | 342 | 35 |
| 5 | 1,422 | 17 | 733 | 12 | 967 | 7 | 2,363 | 13 | 618 | 7 | 770 | 5 | 444 | 20 | 499 | 7 | 112 | 36 |
| 5 | 479 | 11 | (D) | 7 | (D) | 5 | 1,325 | 11 | 551 | 8 | 1,546 | 3 | (D) | 10 | 234 | 2 | (D) | 37 |
| 4 | 235 | 2 | (D) | 1 | (D) | 4 | 269 | 15 | 566 | 10 | 351 | 2 | (D) | 7 | 145 | 1 | (D) | 38 |
| 3 | 157 | ... | ... | ... | ... | ... | ... | 8 | 222 | 3 | 138 | 4 | 208 | 4 | (D) | 2 | (D) | 39 |
| 5 | 317 | ... | ... | ... | ... | 2 | (D) | 6 | 289 | ... | ... | 3 | (D) | 2 | (D) | ... | ... | 40 |
| 3 | (D) | 4 | (D) | 6 | 118 | 11 | 1,916 | 4 | 188 | 25 | 1,452 | 4 | 284 | 14 | 867 | ... | ... | 41 |
| 1 | (D) | 2 | (D) | 1 | (D) | 1 | (D) | 2 | (D) | 2 | (D) | 2 | (D) | 8 | 478 | ... | ... | 42 |
| 14 | 1,097 | 12 | 595 | 6 | (D) | 14 | 3,471 | 26 | 2,271 | 23 | 2,495 | 9 | 625 | 22 | 795 | 2 | (D) | 43 |
| 6 | 987 | 8 | (D) | 4 | 352 | 12 | (D) | 14 | 1,667 | 16 | 1,558 | 4 | 418 | 19 | 728 | ... | ... | 44 |
| 8 | 110 | 4 | (D) | 2 | (D) | 2 | (D) | 12 | 604 | 7 | 937 | 5 | 207 | 3 | 67 | 2 | (D) | 45 |
| 20 | 9,243 | 56 | 6,282 | 44 | (D) | 51 | 19,920 | 97 | 5,526 | 37 | (D) | 30 | 2,840 | 126 | 6,451 | 36 | 1,360 | 46 |
| 16 | 9,113 | 55 | (D) | 44 | (D) | 49 | (D) | 93 | 5,204 | 34 | 6,853 | 28 | (D) | 118 | 6,175 | 36 | 1,360 | 47 |
| 4 | 130 | 1 | (D) | ... | (D) | 2 | (D) | 4 | 322 | 3 | (D) | 2 | (D) | 8 | 276 | ... | ... | 48 |
| 3 | (D) | 2 | (D) | ... | ... | 5 | 1,122 | 7 | 352 | 6 | 799 | 4 | 268 | 15 | 430 | ... | ... | 49 |
| 10 | 1,095 | 5 | 146 | 5 | 302 | 12 | 1,697 | 13 | 1,034 | 15 | 1,271 | 4 | 441 | 25 | 1,649 | ... | ... | 50 |
| 5 | 808 | 5 | 146 | 4 | (D) | 9 | (D) | 5 | 533 | 7 | 797 | 3 | (D) | 10 | 766 | ... | ... | 51 |
| 5 | 287 | ... | ... | 1 | (D) | 3 | (D) | 8 | 501 | 8 | 474 | 1 | (D) | 15 | 883 | ... | ... | 52 |
| 8 | 612 | 4 | (D) | 3 | 140 | 9 | 1,153 | 18 | 722 | 6 | 375 | 4 | 310 | 14 | (D) | ... | ... | 53 |
| 5 | 250 | 1 | (D) | ... | ... | 5 | 725 | 15 | 430 | 5 | 428 | 3 | 189 | 5 | 82 | ... | ... | 54 |
| ... | ... | ... | ... | ... | ... | 1 | (D) | 3 | 73 | 1 | (D) | 1 | (D) | 5 | 40 | ... | ... | 55 |
| 3 | 165 | 2 | (D) | ... | ... | 4 | 612 | 2 | (D) | 3 | (D) | 1 | (D) | 6 | 200 | ... | ... | 56 |
| 6 | 627 | 1 | (D) | 6 | 263 | 14 | 1,770 | 7 | 268 | 11 | 1,591 | 3 | 193 | 12 | (D) | ... | ... | 57 |
| 2 | (D) | ... | ... | ... | ... | ... | ... | 5 | 203 | ... | ... | 2 | (D) | 1 | (D) | 2 | (D) | 58 |
| 4 | 24 | 1 | (D) | 3 | 34 | 2 | (D) | 11 | 243 | 3 | 105 | 3 | 178 | 7 | 161 | ... | ... | 59 |
| 8 | 576 | 2 | (D) | 5 | 133 | 4 | 820 | 10 | 520 | 7 | 1,526 | 3 | 249 | 13 | (D) | ... | ... | 60 |
| 22 | 4,784 | 49 | 3,498 | 41 | 3,971 | 47 | 12,464 | 127 | 5,506 | 84 | 9,895 | 28 | 1,991 | 89 | 8,943 | 18 | 162 | 61 |
| 8 | 3,941 | 37 | 3,118 | 26 | 3,220 | 30 | 9,666 | 35 | 2,019 | 31 | 5,122 | 11 | 1,322 | 53 | 4,330 | 10 | 120 | 62 |
| 14 | 843 | 12 | 380 | 15 | 751 | 17 | 2,798 | 92 | 3,487 | 53 | 4,773 | 17 | 669 | 36 | 4,613 | 8 | 42 | 63 |
| 11 | 606 | 5 | 170 | 7 | 320 | 15 | 2,246 | 13 | 589 | 22 | 1,817 | 4 | 451 | 19 | 867 | 4 | 16 | 64 |

RETAIL TRADE—AREA STATISTICS

Table 102A. RETAIL TRADE: 1948¹— COUNTIES; CITIES OF 2,500 INHABITANTS OR MORE

Establishments and Sales

| County and city | Establishments, 1948 (Number) | Sales, 1948 (\$1,000) | County and city | Establishments, 1948 (Number) | Sales, 1948 (\$1,000) | County and city | Establishments, 1948 (Number) | Sales, 1948 (\$1,000) |
|----------------------------------|----------------------------------|--------------------------|--------------------------|----------------------------------|--------------------------|--------------------------|----------------------------------|--------------------------|
| Colorado, total..... | 14,767 | 1,249,794 | Fremont County..... | 244 | 13,082 | Montezuma County..... | 109 | 8,906 |
| Adams County..... | 309 | 18,177 | Canon City..... | 122 | 8,795 | Cortez..... | 64 | 5,782 |
| Aurora (Part) ² | 45 | 3,985 | Florence..... | 61 | 2,676 | Remainder of County..... | 45 | 3,124 |
| Brighton..... | 81 | 5,828 | Remainder of County..... | 61 | 1,611 | Montrose County..... | 164 | 11,849 |
| Remainder of County..... | 183 | 8,364 | Garfield County..... | 177 | 11,095 | Montrose..... | 101 | 9,703 |
| Alamosa County..... | 137 | 13,105 | Gilpin County..... | 25 | 397 | Remainder of County..... | 63 | 2,146 |
| Alamosa..... | 121 | 12,673 | Grand County..... | 118 | 4,733 | Morgan County..... | 243 | 18,938 |
| Remainder of County..... | 16 | 432 | Gunnison County..... | 93 | 5,515 | Fort Morgan..... | 104 | 10,141 |
| Arapahoe County..... | 370 | 34,006 | Hinsdale County..... | 9 | 117 | Remainder of County..... | 139 | 8,797 |
| Aurora (Part) ² | 36 | 4,326 | Huerfano County..... | 160 | 7,118 | Otero County..... | 307 | 21,198 |
| Englewood..... | 159 | 20,692 | Walsenburg..... | 123 | 6,178 | La Junta..... | 135 | 11,457 |
| Remainder of County..... | 175 | 8,988 | Remainder of County..... | 37 | 940 | Rocky Ford..... | 93 | 6,644 |
| Archuleta County..... | 36 | 1,769 | Jackson County..... | 36 | 1,326 | Remainder of County..... | 79 | 3,097 |
| Baca County..... | 109 | 7,399 | Jefferson County..... | 459 | 30,321 | Ouray County..... | 32 | 1,220 |
| Bent County..... | 91 | 5,530 | Edgewater..... | 18 | 738 | Park County..... | 48 | 1,542 |
| Las Animas..... | 68 | 5,043 | Golden..... | 58 | 5,689 | Phillips County..... | 89 | 6,217 |
| Remainder of County..... | 23 | 487 | Remainder of County..... | 383 | 23,894 | Pitkin County..... | 26 | 1,015 |
| Boulder County..... | 571 | 42,195 | Kit Carson County..... | 125 | 8,976 | Prowers County..... | 187 | 17,576 |
| Boulder..... | 242 | 20,391 | Lake County..... | 88 | 6,046 | Lamar..... | 105 | 11,712 |
| Longmont..... | 161 | 14,125 | Leadville..... | 77 | 5,237 | Remainder of County..... | 82 | 5,864 |
| Remainder of County..... | 168 | 7,679 | Remainder of County..... | 11 | 809 | Pueblo County..... | 885 | 74,908 |
| Chaffee County..... | 165 | 6,999 | La Plata County..... | 191 | 13,451 | Pueblo..... | 744 | 65,764 |
| Salida..... | 111 | 5,880 | Durango..... | 136 | 11,961 | Remainder of County..... | 141 | 9,144 |
| Remainder of County..... | 54 | 1,119 | Remainder of County..... | 55 | 1,490 | Rio Blanco County..... | 71 | 4,534 |
| Cheyenne County..... | 50 | 2,907 | Larimer County..... | 564 | 40,141 | Rio Grande County..... | 131 | 10,333 |
| Clear Creek County..... | 96 | 3,291 | Fort Collins..... | 204 | 21,047 | Monte Vista..... | 70 | 7,024 |
| Conejos County..... | 97 | 4,238 | Loveland..... | 124 | 9,997 | Remainder of County..... | 61 | 3,309 |
| Costilla County..... | 54 | 1,479 | Remainder of County..... | 236 | 9,097 | Routt County..... | 118 | 7,034 |
| Crowley County..... | 67 | 3,568 | Las Animas County..... | 350 | 16,843 | Saguache County..... | 73 | 3,669 |
| Custer County..... | 27 | 723 | Trinidad..... | 211 | 13,793 | San Juan County..... | 27 | 883 |
| Delta County..... | 203 | 12,288 | Remainder of County..... | 139 | 3,050 | San Miguel County..... | 46 | 1,355 |
| Delta..... | 92 | 7,312 | Lincoln County..... | 105 | 6,924 | Sedgwick County..... | 83 | 5,457 |
| Remainder of County..... | 111 | 4,976 | Logan County..... | 218 | 19,406 | Summit County..... | 25 | 547 |
| Denver County..... | 4,067 | 508,531 | Sterling..... | 147 | 16,832 | Teller County..... | 77 | 2,333 |
| Denver..... | 4,067 | 508,531 | Remainder of County..... | 71 | 2,574 | Washington County..... | 82 | 5,694 |
| Dolores County..... | 23 | 972 | Mesa County..... | 389 | 34,799 | Weld County..... | 765 | 59,071 |
| Douglas County..... | 45 | 1,934 | Grand Junction..... | 227 | 27,723 | Greeley..... | 279 | 35,139 |
| Eagle County..... | 74 | 2,860 | Remainder of County..... | 162 | 7,076 | Remainder of County..... | 486 | 23,932 |
| Elbert County..... | 60 | 2,364 | Mineral County..... | 18 | 443 | Yuma County..... | 146 | 10,003 |
| El Paso County..... | 848 | 69,778 | Moffat County..... | 114 | 8,374 | | | |
| Colorado Springs..... | 548 | 57,525 | Craig..... | 67 | 6,537 | | | |
| Remainder of County..... | 300 | 12,253 | Remainder of County..... | 47 | 1,837 | | | |

Standard Notes: (D) Withheld to avoid disclosure. (NA) Not available.

¹Data in this table differ from those which appeared in the publications of the 1948 Census of Retail Trade. For a description of the adjustments see Comparison of 1948 and 1954 Censuses in the Introduction. ²Aurora is in Adams and Arapahoe Counties.

Table 103. RETAIL TRADE: 1954 — STANDARD METROPOLITAN AREAS

Establishments, Sales, Payroll, and Personnel, by Kind of Business

| Standard metropolitan area and kind of business | Establishments | | Sales | | Payroll, entire year (\$1,000) | Payroll, workweek ended nearest Nov. 15 | | Paid employees, workweek ended nearest Nov. 15 | | Proprietors (un- incorporated businesses only) ¹ (Number) |
|---|--------------------------------|-----------------------------|---|--|---|--|-------------------------------|--|------------------------------|--|
| | Total ¹ (Number) | With payroll (Number) | Total, all establish- ments ¹ (\$1,000) | Establish- ments with payroll (\$1,000) | | Total (Dollars) | Full workweek (Dollars) | Total (Number) | Full workweek (Number) | |
| DENVER STANDARD METROPOLITAN AREA--Consists of Adams, Arapahoe, Denver, and Jefferson Counties, Colo. | | | | | | | | | | |
| Retail trade, total..... | 6,050 | 4,244 | 887,548 | 852,274 | 104,233 | 2,055,658 | 1,897,466 | 38,926 | 31,346 | 6,468 |
| Food Stores | | | | | | | | | | |
| Total..... | 1,037 | 619 | 196,832 | 187,300 | 14,353 | 267,596 | 231,385 | 5,224 | 3,542 | 1,074 |
| Grocery stores..... | 995 | 403 | 180,181 | 172,683 | 12,472 | 224,803 | 193,879 | 4,196 | 2,629 | 735 |
| Meat markets..... | 46 | 36 | 4,592 | 4,376 | 475 | 10,503 | 9,974 | 160 | 134 | 50 |
| Fish (seafood) markets..... | 2 | 2 | (D) | (D) | (D) | (D) | (D) | (D) | (D) | (D) |
| Fruit stores, vegetable markets..... | 40 | 16 | 1,634 | 1,242 | 69 | 1,957 | 1,604 | 39 | 28 | 47 |
| Candy, nut, confectionery stores..... | 36 | 24 | 1,108 | 978 | 168 | 3,670 | 3,045 | 113 | 80 | 34 |
| Bakery products stores..... | 65 | 55 | 2,079 | 1,963 | 465 | 9,847 | 8,281 | 267 | 176 | 68 |
| Bakeries, with baking on premises..... | (NA) | 43 | (NA) | 1,412 | 385 | 8,310 | 7,082 | 214 | 147 | (NA) |
| Bakeries, without baking on premises..... | (NA) | 12 | (NA) | 551 | 80 | 1,537 | 1,199 | 53 | 29 | (NA) |
| Delicatessen stores..... | 25 | 17 | (D) | (D) | (D) | (D) | (D) | (D) | (D) | (D) |
| Food stores, n.e.c..... | 114 | 66 | 5,448 | 4,622 | 506 | 13,390 | 11,333 | 357 | 216 | 93 |
| Eating, Drinking Places | | | | | | | | | | |
| Total..... | 1,053 | 947 | 63,854 | 61,952 | 15,265 | 312,184 | 287,395 | 7,932 | 6,671 | 1,344 |
| Eating places (except refreshment stands)..... | 582 | 506 | 39,376 | 37,908 | 10,539 | 216,881 | 199,004 | 5,468 | 4,629 | 734 |
| Restaurants, cafeterias..... | (NA) | 498 | (NA) | 36,830 | 10,273 | 210,198 | 193,012 | 5,327 | 4,523 | (NA) |
| Caterers..... | (NA) | 6 | (NA) | (D) | (D) | (D) | (D) | (D) | (D) | (NA) |
| In-plant food contractors..... | (NA) | 2 | (NA) | (D) | (D) | (D) | (D) | (D) | (D) | (NA) |
| Refreshment stands..... | 78 | 68 | 2,727 | 2,599 | 432 | 8,933 | 7,713 | 273 | 186 | 96 |
| Drinking places..... | 391 | 373 | 21,743 | 21,445 | 4,294 | 86,370 | 80,678 | 2,191 | 1,856 | 512 |
| General Merchandise Group | | | | | | | | | | |
| Total..... | 162 | 132 | 111,244 | 110,892 | 16,798 | 345,862 | 307,354 | 7,376 | 5,534 | 125 |
| Department stores..... | 16 | 16 | 90,167 | 90,167 | 13,519 | 281,387 | 252,083 | 5,576 | 4,292 | ... |
| Dry goods, general merchandise stores..... | 58 | 40 | 6,857 | (D) | 876 | 15,551 | 14,897 | 303 | 261 | 51 |
| General stores..... | 6 | 4 | 296 | (D) | 10 | 210 | 187 | 6 | 4 | 6 |
| Variety stores..... | 82 | 72 | 13,924 | 13,772 | 2,393 | 48,714 | 40,187 | 1,491 | 977 | 68 |
| Apparel, Accessories Stores | | | | | | | | | | |
| Total..... | 344 | 296 | 44,075 | 43,413 | 6,676 | 137,382 | 128,040 | 2,440 | 2,015 | 309 |
| Shoe stores..... | 66 | 58 | 7,452 | 7,344 | 1,135 | 19,758 | 17,799 | 371 | 268 | 35 |
| Men's shoe stores..... | (NA) | 5 | (NA) | (D) | (D) | (D) | (D) | (D) | (D) | (NA) |
| Women's shoe stores..... | (NA) | 7 | (NA) | 2,071 | 288 | 4,560 | 3,972 | 99 | 56 | (NA) |
| Children's, juveniles' shoe stores..... | (NA) | 2 | (NA) | (D) | (D) | (D) | (D) | (D) | (D) | (NA) |
| Family shoe stores..... | (NA) | 44 | (NA) | 4,470 | 781 | 13,861 | 12,520 | 248 | 191 | (NA) |
| Men's, boys' clothing and furnishings stores..... | (NA) | 50 | (NA) | 6,286 | 867 | 17,724 | 17,011 | 273 | 244 | (NA) |
| Men's, boys' clothing stores..... | (NA) | 34 | (NA) | 5,294 | 743 | 15,158 | 14,666 | 221 | 205 | (NA) |
| Men's, boys' furnishings stores..... | (NA) | 16 | (NA) | 992 | 124 | 2,566 | 2,345 | 52 | 39 | (NA) |
| Family clothing stores..... | (NA) | 28 | (NA) | 4,774 | 810 | 16,687 | 15,235 | 262 | 198 | (NA) |
| Women's clothing, specialty stores..... | 130 | 110 | 21,945 | 21,681 | 3,297 | 69,940 | 65,795 | 1,311 | 1,122 | 121 |
| Ready-to-wear stores..... | (NA) | 78 | (NA) | 20,035 | 3,042 | 65,045 | 61,355 | 1,199 | 1,026 | (NA) |
| Millinery stores..... | (NA) | 20 | (NA) | 541 | 96 | 2,082 | 1,843 | 55 | 44 | (NA) |
| Clothing, specialty stores, n.e.c..... | (NA) | 12 | (NA) | 1,105 | 159 | 2,813 | 2,600 | 57 | 52 | (NA) |
| Children's, infants' wear stores..... | 28 | 24 | 1,093 | (D) | 101 | 2,009 | 1,637 | 64 | 40 | 36 |
| Apparel stores, n.e.c..... | 28 | 26 | 2,331 | (D) | 466 | 11,264 | 10,560 | 159 | 143 | 20 |
| Furniture, Home Furnishings, Appliance Dealers | | | | | | | | | | |
| Total..... | 416 | 292 | 48,302 | 46,116 | 6,770 | 130,345 | 125,997 | 1,814 | 1,674 | 409 |
| Furniture, home furnishings stores..... | 240 | 188 | 30,527 | 29,475 | 4,243 | 83,171 | 80,006 | 1,137 | 1,050 | 239 |
| Furniture stores..... | (NA) | 113 | (NA) | 23,269 | 3,129 | 59,997 | 58,220 | 823 | 770 | (NA) |
| Floor covering stores..... | (NA) | 34 | (NA) | 4,482 | 855 | 18,188 | 17,073 | 212 | 190 | (NA) |
| Home furnishings stores, n.e.c., antique stores..... | (NA) | 41 | (NA) | 1,724 | 259 | 4,986 | 4,713 | 102 | 90 | (NA) |
| Household appliance, radio, TV stores..... | 174 | 104 | 17,769 | 16,641 | 2,527 | 47,174 | 45,991 | 677 | 624 | 166 |
| Household appliance stores..... | (NA) | 43 | (NA) | 9,560 | 1,737 | 31,959 | 31,466 | 446 | 421 | (NA) |
| Appliance, radio, TV stores..... | (NA) | 35 | (NA) | 5,726 | 548 | 11,080 | 10,586 | 163 | 145 | (NA) |
| Radio, TV stores..... | (NA) | 26 | (NA) | 1,355 | 242 | 4,135 | 3,939 | 68 | 58 | (NA) |
| Automotive Group | | | | | | | | | | |
| Total..... | 369 | 263 | 174,527 | 169,915 | 15,456 | 282,059 | 278,811 | 3,453 | 3,353 | 380 |
| Passenger car dealers (franchised)..... | 80 | 74 | 122,255 | 122,037 | 11,972 | 220,007 | 217,970 | 2,629 | 2,577 | 38 |
| Passenger car dealers (nonfranchised)..... | 187 | 117 | 35,179 | 31,863 | 1,634 | 27,375 | 26,694 | 356 | 330 | 235 |
| Tire, battery, accessory dealers..... | 70 | 46 | 9,705 | 9,149 | 1,436 | 27,696 | 27,189 | 375 | 354 | 79 |
| Motorcycle, aircraft, boat dealers..... | 11 | 9 | 2,769 | (D) | 123 | 2,695 | 2,695 | 35 | 35 | 11 |
| Household trailer dealers..... | 21 | 17 | 4,619 | (D) | 291 | 4,286 | 4,255 | 58 | 57 | 17 |
| Automotive dealers, n.e.c..... | ... | ... | ... | ... | ... | ... | ... | ... | ... | ... |
| Gasoline Service Stations | | | | | | | | | | |
| Total..... | 744 | 572 | 52,503 | 47,995 | 4,763 | 97,010 | 84,795 | 2,030 | 1,425 | 857 |
| Lumber, Bldg. Mats., Hardware, Farm Equipment Dealers | | | | | | | | | | |
| Total..... | 319 | 231 | 52,816 | 51,604 | 6,140 | 123,663 | 119,967 | 1,690 | 1,557 | 286 |
| Farm equipment dealers..... | 31 | 19 | 3,111 | 3,005 | 360 | 6,436 | 6,296 | 91 | 85 | 32 |
| Lumber, building materials dealers..... | 100 | 86 | 38,896 | 38,574 | 4,301 | 87,029 | 84,950 | 1,128 | 1,064 | 64 |
| Paint, glass, wallpaper stores..... | 28 | 26 | 2,560 | (D) | 463 | 9,318 | 9,172 | 119 | 115 | 19 |
| Plumbing, electrical supply stores..... | 26 | 14 | 1,177 | (D) | 262 | 5,913 | 5,586 | 78 | 70 | 26 |
| Hardware stores..... | 134 | 86 | 7,072 | 6,530 | 754 | 14,967 | 13,963 | 274 | 223 | 145 |
| Drug Stores, Proprietary Stores | | | | | | | | | | |
| Total..... | 286 | 274 | 43,282 | 42,806 | 5,072 | 105,022 | 92,782 | 2,381 | 1,779 | 293 |
| Drug stores..... | (NA) | 267 | (NA) | 42,479 | 5,049 | 104,751 | 92,616 | 2,370 | 1,774 | (NA) |
| Proprietary stores..... | (NA) | 7 | (NA) | 327 | 23 | 271 | 166 | 11 | 5 | (NA) |
| Other Retail Stores | | | | | | | | | | |
| Total..... | 970 | 556 | 59,918 | 53,158 | 6,921 | 135,566 | 128,702 | 2,455 | 2,145 | 1,021 |
| Liquor stores..... | 142 | 80 | 14,490 | 12,116 | 586 | 10,195 | 8,340 | 220 | 133 | 174 |
| Fuel, ice dealers..... | 51 | 25 | 3,064 | 2,670 | 574 | 12,489 | 12,254 | 176 | 170 | 44 |
| Fuel dealers (coal, wood)..... | (NA) | 12 | (NA) | (D) | (D) | (D) | (D) | (D) | (D) | (NA) |
| Liquefied petroleum gas dealers..... | (NA) | 12 | (NA) | 1,587 | 398 | 8,000 | 8,000 | 106 | 106 | (NA) |
| Fuel oil dealers..... | (NA) | 1 | (NA) | (D) | (D) | (D) | (D) | (D) | (D) | (NA) |
| Ice dealers..... | (NA) | ... | (NA) | ... | ... | ... | ... | ... | ... | (NA) |
| Hay, grain, feed stores..... | 47 | 23 | 7,656 | 6,606 | 325 | 6,566 | 6,129 | 93 | 83 | 54 |
| Farm, garden supply stores..... | 20 | 14 | 1,782 | 1,646 | 255 | 4,063 | 3,924 | 54 | 43 | 16 |

Standard Notes: (D) Withheld to avoid disclosure. (NA) Not available. n.e.c. Not elsewhere classified. XXX Not applicable. (Z) Less than \$500. ... Represents zero.
¹ Group totals may include data for establishments without payroll which could not be classified by detailed kind of business.

Table 103. RETAIL TRADE: 1954 — STANDARD METROPOLITAN AREAS — Continued

Establishments, Sales, Payroll, and Personnel, by Kind of Business

| Standard metropolitan area and kind of business | Establishments | | Sales | | Payroll, entire year (\$1,000) | Payroll, workweek ended nearest Nov. 15 | | Paid employees, workweek ended nearest Nov. 15 | | Proprietors (unincorporated businesses only) ^f (Number) |
|--|-----------------------------|-----------------------|--|---------------------------------------|--------------------------------|---|-------------------------|--|------------------------|--|
| | Total ¹ (Number) | With payroll (Number) | Total, all establishments ¹ (\$1,000) | Establishments with payroll (\$1,000) | | Total (Dollars) | Full workweek (Dollars) | Total (Number) | Full workweek (Number) | |
| DENVER STANDARD METROPOLITAN AREA--Con. | | | | | | | | | | |
| Other Retail Stores--Con. | | | | | | | | | | |
| Jewelry stores..... | 129 | 69 | 6,956 | 6,276 | 1,102 | 22,307 | 21,811 | 313 | 294 | 130 |
| Book stores..... | 21 | 13 | 693 | 635 | 64 | 1,317 | 997 | 45 | 21 | 20 |
| Stationery stores..... | 13 | 11 | 1,630 | (D) | 359 | 6,851 | 6,779 | 140 | 138 | 12 |
| Sporting goods stores..... | 44 | 22 | 4,401 | 4,185 | 513 | 9,830 | 9,479 | 174 | 161 | 41 |
| Bicycle stores..... | 16 | 6 | 315 | 223 | 33 | 632 | 559 | 14 | 10 | 19 |
| Florists..... | 63 | 55 | 2,552 | 2,490 | 433 | 8,776 | 8,006 | 189 | 149 | 70 |
| Cigar stores, stands..... | 36 | 20 | 907 | 767 | 62 | 1,304 | 1,190 | 38 | 28 | 34 |
| News dealers, newsstands..... | 7 | 5 | 357 | (D) | 31 | 545 | 371 | 17 | 9 | 5 |
| Gift, novelty, souvenir stores..... | 59 | 29 | 1,156 | 950 | 112 | 1,681 | 1,608 | 42 | 36 | 71 |
| Music stores..... | 37 | 23 | 2,806 | 2,714 | 515 | 9,736 | 9,387 | 168 | 154 | 34 |
| Camera, photographic supply stores..... | 14 | 14 | 1,926 | 1,926 | 156 | 2,458 | 2,288 | 45 | 37 | 9 |
| Luggage, leather goods stores..... | 8 | 4 | 221 | 195 | 35 | 847 | 847 | 13 | 13 | 8 |
| Optical goods stores..... | 23 | 19 | 1,529 | 1,479 | 400 | 7,825 | 7,735 | 102 | 98 | 18 |
| Office, store machine and equipment dealers..... | 23 | 11 | 959 | 827 | 147 | 2,566 | 2,283 | 39 | 32 | 24 |
| Retail stores (except second-hand) n.e.c..... | 51 | 51 | 3,157 | 3,157 | 504 | 10,936 | 10,384 | 193 | 168 | 45 |
| Second-hand stores..... | 96 | 62 | 2,637 | 2,351 | 715 | 14,640 | 14,331 | 360 | 343 | 107 |
| Nonstore Retailers | | | | | | | | | | |
| Total..... | 350 | 62 | 40,195 | 37,123 | 6,019 | 118,969 | 112,238 | 2,131 | 1,851 | 370 |
| Mail order houses..... | 11 | 9 | (D) | (D) | (D) | (D) | (D) | (D) | (D) | (D) |
| Direct selling (house-to-house) organizations..... | 305 | 37 | 10,631 | 7,793 | 2,121 | 40,296 | 39,704 | 565 | 544 | 324 |
| Merchandise vending machine operators..... | 34 | 16 | (D) | (D) | (D) | (D) | (D) | (D) | (D) | (D) |
| PUEBLO STANDARD METROPOLITAN AREA--Coextensive with Pueblo County, Colo. | | | | | | | | | | |
| Retail trade, total..... | 887 | 637 | 97,606 | 92,894 | 10,440 | 207,548 | 191,981 | 4,235 | 3,474 | 1,000 |
| Food Stores | | | | | | | | | | |
| Total..... | 198 | 106 | 25,590 | 23,544 | 1,453 | 27,642 | 23,741 | 585 | 420 | 231 |
| Grocery stores..... | 166 | 86 | 24,241 | 22,311 | 1,270 | 23,616 | 19,915 | 503 | 352 | 193 |
| Fish (seafood) markets..... | 1 | 1 | (D) | (D) | (D) | (D) | (D) | (D) | (D) | (D) |
| Fruit stores, vegetable markets..... | *** | *** | *** | *** | *** | *** | *** | *** | *** | *** |
| Candy, nut, confectionery stores..... | 5 | 1 | (D) | (D) | (D) | (D) | (D) | (D) | (D) | (D) |
| Bakery products stores..... | 10 | 8 | (D) | (D) | (D) | (D) | (D) | (D) | (D) | (D) |
| Bakeries, with baking on premises..... | 6 | 6 | 268 | 268 | 69 | 1,673 | 1,652 | 36 | 34 | 7 |
| Bakeries, without baking on premises..... | 6 | 6 | 268 | 268 | 69 | 1,673 | 1,652 | 36 | 34 | 7 |
| Delicatessen stores..... | *** | *** | *** | *** | *** | *** | *** | *** | *** | *** |
| Food stores, n.e.c..... | *** | *** | *** | *** | *** | *** | *** | *** | *** | *** |
| Food stores, n.e.c..... | 10 | 4 | 647 | 589 | 95 | 2,068 | 1,908 | 35 | 26 | 11 |
| Eating, Drinking Places | | | | | | | | | | |
| Total..... | 192 | 178 | 7,255 | 6,961 | 1,303 | 27,289 | 24,656 | 783 | 611 | 260 |
| Eating places (except refreshment stands)..... | 81 | 75 | 3,425 | 3,225 | 712 | 15,081 | 13,894 | 447 | 360 | 112 |
| Restaurants, cafeterias..... | (NA) | 75 | (NA) | 3,225 | 712 | 15,081 | 13,894 | 447 | 360 | (NA) |
| Caterers..... | (NA) | *** | (NA) | *** | *** | *** | *** | *** | *** | (NA) |
| In-plant food contractors..... | (NA) | *** | (NA) | *** | *** | *** | *** | *** | *** | (NA) |
| Refreshment stands..... | 11 | 11 | 495 | 495 | 42 | 978 | 857 | 31 | 23 | 19 |
| Drinking places..... | 100 | 92 | 3,335 | 3,241 | 549 | 11,230 | 9,905 | 305 | 228 | 129 |
| General Merchandise Group | | | | | | | | | | |
| Total..... | 20 | 16 | 9,243 | 9,095 | 1,388 | 26,054 | 22,255 | 700 | 517 | 17 |
| Department stores..... | 2 | 2 | (D) | (D) | (D) | (D) | (D) | (D) | (D) | (D) |
| Dry goods, general merchandise stores..... | 7 | 5 | (D) | 506 | 46 | 1,022 | 889 | 29 | 19 | (D) |
| General stores..... | 2 | 2 | (D) | (D) | (D) | (D) | (D) | (D) | (D) | (D) |
| Variety stores..... | 7 | 7 | 2,843 | 2,843 | 498 | 10,623 | 7,466 | 329 | 198 | 3 |
| Apparel, Accessories Stores | | | | | | | | | | |
| Total..... | 56 | 50 | 6,282 | 6,170 | 740 | 13,435 | 12,041 | 345 | 279 | 41 |
| Shoe stores..... | 8 | 8 | 1,042 | 1,042 | 144 | 2,296 | 1,955 | 50 | 32 | 1 |
| Men's shoe stores..... | *** | *** | *** | *** | *** | *** | *** | *** | *** | *** |
| Women's shoe stores..... | 1 | 1 | (D) | (D) | (D) | (D) | (D) | (D) | (D) | (D) |
| Children's, juveniles' shoe stores..... | *** | *** | *** | *** | *** | *** | *** | *** | *** | *** |
| Family shoe stores..... | 7 | 7 | (D) | (D) | (D) | (D) | (D) | (D) | (D) | (D) |
| Men's, boys' clothing and furnishings stores..... | 12 | 12 | 1,388 | 1,388 | 194 | 3,390 | 3,129 | 80 | 66 | 13 |
| Men's, boys' clothing stores..... | 6 | 6 | 924 | 924 | 160 | 2,731 | 2,525 | 65 | 55 | 3 |
| Men's, boys' furnishings stores..... | 6 | 6 | 464 | 464 | 34 | 659 | 604 | 15 | 11 | 10 |
| Family clothing stores..... | 8 | 8 | 907 | 907 | 123 | 2,322 | 2,230 | 55 | 50 | 7 |
| Women's clothing, specialty stores..... | 20 | 18 | 2,672 | (D) | 265 | 5,122 | 4,447 | 150 | 123 | 10 |
| Ready-to-wear stores..... | (NA) | 14 | (NA) | 2,524 | 240 | 4,859 | 4,184 | 142 | 115 | (NA) |
| Millinery stores..... | (NA) | 4 | (NA) | (D) | (D) | (D) | (D) | (D) | (D) | (NA) |
| Clothing, specialty stores, n.e.c..... | (NA) | *** | (NA) | (D) | (D) | (D) | (D) | (D) | (D) | (NA) |
| Children's, infants' wear stores..... | 2 | 2 | (D) | (D) | (D) | (D) | (D) | (D) | (D) | (D) |
| Apparel stores, n.e.c..... | 5 | 2 | (D) | (D) | (D) | (D) | (D) | (D) | (D) | (D) |
| Furniture, Home Furnishings, Appliance Dealers | | | | | | | | | | |
| Total..... | 44 | 34 | (D) | 5,960 | 906 | 17,025 | 16,209 | 290 | 259 | 60 |
| Furniture, home furnishings stores..... | 27 | 19 | (D) | (D) | 346 | 6,648 | 6,545 | 107 | 103 | (D) |
| Furniture stores..... | (NA) | 16 | (NA) | 1,825 | 227 | 4,470 | 4,367 | 79 | 75 | (NA) |
| Floor covering stores..... | (NA) | 2 | (NA) | (D) | (D) | (D) | (D) | (D) | (D) | (NA) |
| Home furnishings stores, n.e.c., antique stores..... | (NA) | 1 | (NA) | (D) | (D) | (D) | (D) | (D) | (D) | (NA) |
| Household appliance, radio, TV stores..... | 17 | 15 | 3,709 | (D) | 560 | 10,377 | 9,664 | 183 | 156 | (D) |
| Household appliance stores..... | (NA) | 4 | (NA) | (D) | (D) | (D) | (D) | (D) | (D) | (NA) |
| Appliance, radio, TV stores..... | (NA) | 9 | (NA) | 3,083 | 457 | 8,250 | 7,808 | 140 | 122 | (NA) |
| Radio, TV stores..... | (NA) | 2 | (NA) | (D) | (D) | (D) | (D) | (D) | (D) | (NA) |
| Automotive Group | | | | | | | | | | |
| Total..... | 51 | 41 | 19,920 | 19,750 | 1,967 | 44,189 | 43,876 | 558 | 547 | 53 |
| Passenger car dealers (franchised)..... | 11 | 11 | 15,837 | 15,837 | 1,602 | 36,785 | 36,620 | 434 | 429 | 10 |
| Passenger car dealers (nonfranchised)..... | 17 | 11 | 1,780 | 1,648 | 86 | 1,954 | 1,862 | 36 | 32 | 21 |
| Tire, battery, accessory dealers..... | 13 | 13 | 1,689 | 1,689 | 247 | 4,869 | 4,821 | 77 | 76 | 11 |
| Motorcycle, aircraft, boat dealers..... | 4 | 2 | 108 | (D) | (D) | (D) | (D) | (D) | (D) | (D) |
| Household trailer dealers..... | 5 | 3 | (D) | (D) | (D) | (D) | (D) | (D) | (D) | (D) |
| Automotive dealers, n.e.c..... | 1 | 1 | (D) | (D) | (D) | (D) | (D) | (D) | (D) | (D) |

Standard Notes: (D) Withheld to avoid disclosure. (NA) Not available. n.e.c. Not elsewhere classified. XXX Not applicable. (Z) Less than \$500. ... Represents zero.
¹ Group totals may include data for establishments without payroll which could not be classified by detailed kind of business.

Table 103. RETAIL TRADE: 1954 — STANDARD METROPOLITAN AREAS — Continued

Establishments, Sales, Payroll, and Personnel, by Kind of Business

| Standard metropolitan area and kind of business | Establishments | | Sales | | Payroll, entire year (\$1,000) | Payroll, workweek ended nearest Nov. 15 | | Paid employees, workweek ended nearest Nov. 15 | | Proprietors (unincorporated businesses, only) (Number) |
|---|-----------------------------|-----------------------|-------------------------------------|---------------------------------------|--------------------------------|---|-------------------------|--|------------------------|--|
| | Total ¹ (Number) | With payroll (Number) | Total, all establishments (\$1,000) | Establishments with payroll (\$1,000) | | Total (Dollars) | Full workweek (Dollars) | Total (Number) | Full workweek (Number) | |
| PUEBLO STANDARD METROPOLITAN AREA--Con. | | | | | | | | | | |
| Gasoline Service Stations | | | | | | | | | | |
| Total..... | 97 | 71 | 5,526 | 5,134 | 421 | 8,451 | 7,381 | 194 | 142 | 111 |
| Lumber, Bldg. Matis., Hardware, Farm Equipment Dealers | | | | | | | | | | |
| Total..... | 37 | 31 | (D) | 6,863 | 1,004 | 17,979 | 17,294 | 248 | 231 | 25 |
| Farm equipment dealers..... | 3 | 3 | (D) | (D) | (D) | (D) | (D) | (D) | (D) | (D) |
| Lumber, building materials dealers..... | 14 | 12 | 4,494 | (D) | 680 | 11,507 | 11,155 | 156 | 147 | 7 |
| Paint, glass, wallpaper stores..... | 9 | 7 | 756 | (D) | 133 | 2,819 | 2,561 | 40 | 36 | 5 |
| Plumbing, electrical supply stores..... | 3 | 3 | (D) | (D) | (D) | (D) | (D) | (D) | (D) | (D) |
| Hardware stores..... | 8 | 6 | (D) | (D) | (D) | (D) | (D) | (D) | (D) | (D) |
| Drug Stores, Proprietary Stores | | | | | | | | | | |
| Total..... | 30 | 24 | 2,840 | 2,736 | 344 | 7,777 | 7,333 | 180 | 152 | 27 |
| Drug stores..... | (NA) | 24 | (NA) | 2,736 | 344 | 7,777 | 7,333 | 180 | 152 | (NA) |
| Proprietary stores..... | (NA) | ... | (NA) | ... | ... | ... | ... | ... | ... | (NA) |
| Other Retail Stores | | | | | | | | | | |
| Total..... | 126 | 78 | 6,451 | 5,627 | 746 | 14,385 | 13,936 | 292 | 262 | 141 |
| Liquor stores..... | 19 | 13 | 1,097 | 921 | 48 | 904 | 878 | 22 | 20 | 24 |
| Fuel, ice dealers..... | 14 | 10 | 743 | 713 | 157 | 2,775 | 2,744 | 45 | 42 | 12 |
| Fuel dealers (coal, wood)..... | (NA) | 6 | (NA) | (D) | (D) | (D) | (D) | (D) | (D) | (NA) |
| Liquefied petroleum gas dealers..... | (NA) | 3 | (NA) | 464 | 105 | 2,013 | 2,013 | 29 | 29 | (NA) |
| Fuel oil dealers..... | (NA) | 1 | (NA) | (D) | (D) | (D) | (D) | (D) | (D) | (NA) |
| Ice dealers..... | (NA) | ... | (NA) | ... | ... | ... | ... | ... | ... | (NA) |
| Hay, grain, feed stores..... | 6 | 4 | (D) | 663 | 28 | 436 | 388 | 9 | 6 | 9 |
| Farm, garden supply stores..... | 3 | 3 | 131 | 131 | 14 | 217 | 217 | 3 | 3 | 3 |
| Jewelry stores..... | 17 | 11 | (D) | 996 | 152 | 3,047 | 3,002 | 51 | 48 | 16 |
| Book stores..... | ... | ... | ... | ... | ... | ... | ... | ... | ... | ... |
| Stationery stores..... | ... | ... | ... | ... | ... | ... | ... | ... | ... | ... |
| Sporting goods stores..... | 3 | 3 | 252 | 252 | 13 | 328 | 315 | 9 | 8 | 2 |
| Bicycle stores..... | 1 | 1 | (D) | (D) | (D) | (D) | (D) | (D) | (D) | (D) |
| Florists..... | 7 | 5 | 267 | (D) | 52 | 967 | 835 | 24 | 16 | 7 |
| Cigar stores, stands..... | 8 | 4 | 152 | 84 | 13 | 157 | 127 | 5 | 3 | 13 |
| News dealers, newsstands..... | 2 | 2 | (D) | (D) | (D) | (D) | (D) | (D) | (D) | (D) |
| Gift, novelty, souvenir stores..... | 3 | 3 | 100 | 100 | 6 | 113 | 88 | 4 | 3 | 2 |
| Music stores..... | 2 | ... | (D) | (D) | (D) | (D) | (D) | (D) | (D) | (D) |
| Camera, photographic supply stores..... | 5 | 5 | (D) | (D) | (D) | (D) | (D) | (D) | (D) | (D) |
| Luggage, leather goods stores..... | 1 | 1 | (D) | (D) | (D) | (D) | (D) | (D) | (D) | (D) |
| Optical goods stores..... | 1 | 1 | (D) | (D) | (D) | (D) | (D) | (D) | (D) | (D) |
| Office, store machine and equipment dealers..... | 4 | 2 | 118 | (D) | (D) | (D) | (D) | (D) | (D) | (D) |
| Retail stores (except second-hand) n.e.c..... | 5 | 5 | 349 | 349 | 57 | 1,424 | 1,406 | 19 | 18 | 6 |
| Second-hand stores..... | 7 | 5 | 369 | (D) | 97 | 1,921 | 1,883 | 48 | 46 | 12 |
| Nonstore Retailers | | | | | | | | | | |
| Total..... | 36 | 8 | 1,360 | 1,054 | 168 | 3,322 | 3,259 | 60 | 54 | 34 |
| Mail order houses..... | ... | ... | ... | ... | ... | ... | ... | ... | ... | ... |
| Direct selling (house-to-house) organizations..... | 28 | 6 | 1,006 | (D) | (D) | (D) | (D) | (D) | (D) | (D) |
| Merchandise vending machine operators..... | 8 | 2 | 354 | (D) | (D) | (D) | (D) | (D) | (D) | (D) |

Standard Notes: (D) Withheld to avoid disclosure. (NA) Not available. n.e.c. Not elsewhere classified. XXX Not applicable. (Z) Less than \$500. ... Represents zero.
¹ Group totals may include data for establishments without payroll which could not be classified by detailed kind of business.

Table 103A. RETAIL TRADE: 1948¹— STANDARD METROPOLITAN AREAS

Establishments and Sales, by Kind of Business

| Kind of business | Establishments, 1948 | | Sales, 1948 | | Establishments, 1948 | | Sales, 1948 | |
|---|-----------------------------------|-----------------------|-------------------------------------|---------------------------------------|-----------------------------------|-----------------------|-------------------------------------|---------------------------------------|
| | Total (Number) | With payroll (Number) | Total, all establishments (\$1,000) | Establishments with payroll (\$1,000) | Total (Number) | With payroll (Number) | Total, all establishments (\$1,000) | Establishments with payroll (\$1,000) |
| | DENVER STANDARD METROPOLITAN AREA | | | | PUEBLO STANDARD METROPOLITAN AREA | | | |
| Retail trade, total..... | 5,205 | 3,807 | 591,035 | 562,597 | 885 | 602 | 74,908 | 68,876 |
| Food stores..... | 1,218 | 693 | 113,002 | 101,262 | 211 | 102 | 16,209 | 13,408 |
| Eating, drinking places..... | 946 | 834 | 45,885 | 44,485 | 196 | 162 | 6,067 | 5,652 |
| General merchandise group..... | 121 | 87 | 92,462 | 91,954 | 25 | 22 | 12,905 | 12,857 |
| Apparel, accessories stores..... | 282 | 222 | 36,581 | 35,832 | 48 | 39 | 3,368 | 3,246 |
| Furniture, home furnishings, appliance dealers..... | 269 | 207 | 27,998 | 27,158 | 39 | 34 | 4,814 | 4,715 |
| Automotive group..... | 288 | 228 | 99,824 | 96,801 | 51 | 37 | 14,185 | 13,737 |
| Gasoline service stations..... | 654 | 466 | 27,820 | 23,832 | 93 | 53 | 3,836 | 3,104 |
| Lumber, building materials, hardware, farm equipment dealers..... | 296 | 229 | 38,369 | 37,150 | 29 | 26 | 4,608 | 4,574 |
| Drug stores, proprietary stores..... | 253 | 236 | 26,620 | 26,173 | 24 | 23 | 1,957 | (D) |
| Other retail stores..... | 850 | 578 | 46,379 | (D) | 165 | 101 | 6,876 | 5,597 |
| Nonstore retailers..... | 28 | 27 | 36,095 | (D) | 4 | 3 | 83 | (D) |

Standard Notes: (D) Withheld to avoid disclosure. (NA) Not available. ...Represents zero.
¹Data in this table differ from those which appeared in the publications of the 1948 Census of Retail Trade. For a description of the adjustments see Comparison of 1948 and 1954 Censuses in the Introduction.

RETAIL TRADE—AREA STATISTICS

Table 104. RETAIL TRADE: 1954 — COUNTIES WITH 500 ESTABLISHMENTS OR MORE

Establishments, Sales, Payroll, and Personnel, by Kind of Business

| County and kind of business | Establishments | | Sales | | Payroll, entire year (\$1,000) | Payroll, workweek ended nearest Nov. 15 | | Paid employees, workweek ended nearest Nov. 15 | | Proprietors (unincorporated businesses only) ¹ (Number) |
|--|--------------------------------|--------------------------|---|--|-----------------------------------|---|----------------------------|--|---------------------------|---|
| | Total ¹ (Number) | With payroll (Number) | Total, all establishments ¹ (\$1,000) | Establishments with payroll (\$1,000) | | Total (Dollars) | Full workweek (Dollars) | Total (Number) | Full workweek (Number) | |
| ARAPAHOE COUNTY | | | | | | | | | | |
| Retail trade, total..... | 572 | 400 | 82,729 | 79,709 | 8,497 | 166,243 | 151,750 | 2,996 | 2,287 | 595 |
| Food stores, total..... | 82 | 54 | 25,663 | 25,079 | 1,768 | 32,428 | 27,159 | 643 | 387 | 80 |
| Grocery stores..... | 59 | 41 | 24,278 | 23,842 | 1,644 | 29,724 | 24,701 | 578 | 337 | 57 |
| Meat markets, fish (seafood) markets..... | 3 | 3 | (D) | (D) | (D) | (D) | (D) | (D) | (D) | (D) |
| Fruit stores, vegetable markets..... | 1 | 1 | (D) | (D) | (D) | (D) | (D) | (D) | (D) | (D) |
| Candy, nut, confectionery stores..... | ••• | ••• | ••• | ••• | ••• | ••• | ••• | ••• | ••• | ••• |
| Other food stores..... | 17 | 9 | 569 | 427 | 66 | 1,009 | 763 | 37 | 22 | 14 |
| Eating, drinking places, total..... | 78 | 76 | 4,435 | (D) | 919 | 19,721 | 16,606 | 501 | 371 | 93 |
| Eating places..... | 51 | 49 | 2,013 | (D) | 612 | 14,255 | 11,557 | 374 | 272 | 66 |
| Drinking places..... | 27 | 27 | 1,522 | 1,522 | 307 | 5,466 | 5,049 | 127 | 99 | 27 |
| General merchandise group, total..... | 19 | 17 | 6,702 | (D) | 923 | 17,772 | 16,081 | 393 | 294 | 7 |
| General merchandise group (except variety)..... | 11 | 9 | (D) | (D) | (D) | (D) | (D) | (D) | (D) | (D) |
| Variety stores..... | 8 | 8 | (D) | (D) | (D) | (D) | (D) | (D) | (D) | (D) |
| Apparel, accessories stores, total..... | 31 | 27 | 1,780 | 1,752 | 201 | 4,676 | 4,284 | 93 | 74 | 36 |
| Shoe stores..... | 7 | 7 | 504 | 504 | 74 | 1,424 | 1,365 | 23 | 18 | 6 |
| Men's, boys' clothing and furnishings stores..... | 5 | 5 | 305 | 305 | 16 | 468 | 442 | 7 | 6 | 6 |
| Family clothing stores..... | ••• | ••• | ••• | ••• | ••• | ••• | ••• | ••• | ••• | ••• |
| Women's clothing, specialty stores..... | 12 | 10 | (D) | (D) | (D) | (D) | (D) | (D) | (D) | (D) |
| Ready-to-wear stores..... | (NA) | 8 | (NA) | 726 | 76 | 2,028 | 1,853 | 44 | 39 | (NA) |
| Other clothing, specialty stores..... | (NA) | 2 | (NA) | (D) | (D) | (D) | (D) | (D) | (D) | (NA) |
| Other apparel stores..... | 5 | 5 | (D) | (D) | (D) | (D) | (D) | (D) | (D) | (D) |
| Furniture, home furnishings, appliance dealers, total..... | 36 | 26 | 5,084 | 4,972 | 948 | 19,558 | 19,261 | 250 | 237 | 30 |
| Furniture, home furnishings stores, antique stores..... | 16 | 14 | 1,952 | (D) | 240 | 5,030 | 4,876 | 71 | 67 | 14 |
| Household appliance, radio, TV stores..... | 20 | 12 | 3,132 | (D) | 708 | 14,528 | 14,385 | 179 | 170 | 16 |
| Automotive group..... | 41 | 27 | 17,639 | 17,333 | 1,471 | 28,130 | 27,989 | 337 | 332 | 47 |
| Gasoline service stations..... | 96 | 70 | 6,128 | 5,408 | 551 | 10,930 | 9,303 | 246 | 155 | 100 |
| Lumber, bldg. mats., hardware, farm equip. dealers, total..... | 43 | 33 | 6,628 | 6,464 | 686 | 13,778 | 13,472 | 190 | 175 | 37 |
| Farm equipment dealers..... | 4 | 4 | 528 | 528 | 50 | 873 | 873 | 10 | 10 | 3 |
| Lumber, building materials, supplies, equipment dealers..... | 24 | 18 | 5,155 | 5,067 | 534 | 10,853 | 10,754 | 141 | 136 | 12 |
| Hardware stores..... | 15 | 11 | 945 | 869 | 102 | 2,052 | 1,845 | 39 | 29 | 22 |
| Drug stores, proprietary stores, total..... | 21 | 21 | 3,131 | 3,131 | 354 | 6,828 | 5,851 | 159 | 109 | 24 |
| Drug stores..... | 20 | 20 | (D) | (D) | (D) | (D) | (D) | (D) | (D) | (D) |
| Proprietary stores..... | 1 | 1 | (D) | (D) | (D) | (D) | (D) | (D) | (D) | (D) |
| Other retail stores, total..... | 86 | 46 | 3,844 | (D) | (D) | (D) | (D) | (D) | (D) | (D) |
| Liquor stores..... | 15 | 9 | 1,177 | 963 | 41 | 809 | 692 | 24 | 15 | 20 |
| Fuel, ice dealers..... | 4 | 2 | 139 | (D) | (D) | (D) | (D) | (D) | (D) | (D) |
| Feed, farm, garden supply stores..... | 9 | 5 | 1,087 | 897 | 82 | 1,083 | 998 | 15 | 13 | 10 |
| Jewelry stores..... | 13 | 7 | 631 | 515 | 84 | 1,938 | 1,895 | 29 | 25 | 17 |
| Book, stationery stores..... | ••• | ••• | ••• | ••• | ••• | ••• | ••• | ••• | ••• | ••• |
| Other retail stores (except second-hand)..... | 38 | 20 | 616 | 488 | 53 | 1,554 | 1,274 | 35 | 25 | 41 |
| Second-hand stores..... | 5 | 3 | 160 | (D) | (D) | (D) | (D) | (D) | (D) | (D) |
| Nonstore retailers..... | 39 | 3 | 1,695 | (D) | (D) | (D) | (D) | (D) | (D) | (D) |
| BOULDER COUNTY | | | | | | | | | | |
| Retail trade, total..... | 631 | 459 | 57,053 | 53,517 | 6,017 | 114,102 | 103,760 | 2,430 | 1,853 | 705 |
| Food stores, total..... | 90 | 62 | 13,024 | 12,564 | 820 | 15,454 | 12,764 | 352 | 218 | 110 |
| Grocery stores..... | 67 | 47 | 12,082 | 11,720 | 692 | 12,368 | 10,187 | 288 | 176 | 77 |
| Meat markets, fish (seafood) markets..... | 8 | 6 | 567 | (D) | 61 | 1,061 | 947 | 17 | 11 | 8 |
| Fruit stores, vegetable markets..... | ••• | ••• | ••• | ••• | ••• | ••• | ••• | ••• | ••• | ••• |
| Candy, nut, confectionery stores..... | 7 | 3 | 121 | 59 | 11 | 55 | 35 | 3 | 1 | 15 |
| Other food stores..... | 8 | 6 | 254 | (D) | 56 | 1,970 | 1,595 | 44 | 30 | 10 |
| Eating, drinking places, total..... | 97 | 83 | 3,648 | 3,470 | 762 | 14,494 | 11,990 | 495 | 335 | 130 |
| Eating places..... | 78 | 64 | 2,870 | 2,692 | 667 | 12,530 | 10,536 | 436 | 306 | 106 |
| Drinking places..... | 19 | 19 | 778 | 778 | 95 | 1,964 | 1,454 | 59 | 29 | 24 |
| General merchandise group, total..... | 19 | 13 | 2,716 | 2,582 | 342 | 6,576 | 5,670 | 195 | 120 | 16 |
| General merchandise group (except variety)..... | 12 | 8 | 1,759 | (D) | (D) | (D) | (D) | (D) | (D) | (D) |
| Variety stores..... | 7 | 5 | 957 | (D) | (D) | (D) | (D) | (D) | (D) | (D) |
| Apparel, accessories stores, total..... | 49 | 43 | 3,697 | 3,607 | 439 | 8,113 | 7,347 | 180 | 146 | 44 |
| Shoe stores..... | 11 | 9 | 672 | (D) | 87 | 1,604 | 1,572 | 32 | 29 | 12 |
| Men's, boys' clothing and furnishings stores..... | 9 | 9 | 874 | 874 | 85 | 1,945 | 1,661 | 31 | 24 | 10 |
| Family clothing stores..... | 2 | 2 | (D) | (D) | (D) | (D) | (D) | (D) | (D) | (D) |
| Women's clothing, specialty stores..... | 19 | 17 | (D) | (D) | (D) | (D) | (D) | (D) | (D) | (D) |
| Ready-to-wear stores..... | (NA) | 16 | (NA) | 1,731 | 233 | 3,946 | 3,633 | 100 | 83 | (NA) |
| Other clothing, specialty stores..... | (NA) | 1 | (NA) | (D) | (D) | (D) | (D) | (D) | (D) | (NA) |
| Other apparel stores..... | 8 | 6 | 221 | (D) | 19 | 440 | 356 | 11 | 7 | 7 |
| Furniture, home furnishings, appliance dealers, total..... | 42 | 28 | 3,297 | 3,033 | 446 | 8,701 | 8,415 | 138 | 123 | 45 |
| Furniture, home furnishings stores, antique stores..... | 21 | 17 | 2,555 | 2,261 | 353 | 6,978 | 6,759 | 104 | 93 | 23 |
| Household appliance, radio, TV stores..... | 21 | 11 | 942 | 772 | 93 | 1,723 | 1,656 | 34 | 30 | 22 |
| Automotive group..... | 49 | 37 | 10,386 | 10,096 | 1,101 | 22,187 | 21,974 | 303 | 294 | 43 |
| Gasoline service stations..... | 79 | 61 | 4,832 | 4,198 | 353 | 7,139 | 6,172 | 177 | 123 | 82 |
| Lumber, bldg. mats., hardware, farm equip. dealers, total..... | 53 | 45 | 7,306 | 7,108 | 1,006 | 17,432 | 16,693 | 277 | 251 | 56 |
| Farm equipment dealers..... | 7 | 7 | 1,001 | 1,001 | 149 | 2,256 | 2,241 | 36 | 35 | 6 |
| Lumber, building materials, supplies, equipment dealers..... | 24 | 28 | 4,778 | (D) | 622 | 11,099 | 10,773 | 161 | 148 | 36 |
| Hardware stores..... | 12 | 10 | 1,527 | (D) | 235 | 4,077 | 3,679 | 80 | 68 | 14 |

Standard Notes: (D) Withheld to avoid disclosure. (NA) Not available. n.e.c. Not elsewhere classified. XXX Not applicable. (Z) Less than \$500. ... Represents zero.
¹ Group totals may include data for establishments without payroll which could not be classified by detailed kind of business.

Table 104. RETAIL TRADE: 1954 — COUNTIES WITH 500 ESTABLISHMENTS OR MORE—Continued

Establishments, Sales, Payroll, and Personnel, by Kind of Business

| County and kind of business | Establishments | | Sales | | Payroll, entire year (\$1,000) | Payroll, workweek ended nearest Nov. 15 | | Paid employees, workweek ended nearest Nov. 15 | | Proprietors (unincorporated businesses only) ¹ (Number) |
|---|--------------------------------|--------------------------|---|--|-----------------------------------|---|----------------------------|--|---------------------------|---|
| | Total ¹ (Number) | With payroll (Number) | Total, all establishments ¹ (\$1,000) | Establishments with payroll (\$1,000) | | Total (Dollars) | Full workweek (Dollars) | Total (Number) | Full workweek (Number) | |
| BOULDER COUNTY -- Con. | | | | | | | | | | |
| Drug stores, proprietary stores, total | 17 | 17 | 2,260 | 2,260 | 305 | 5,868 | 5,385 | 138 | 109 | 20 |
| Drug stores | 17 | 17 | (D) | (D) | (D) | (D) | (D) | (D) | (D) | (D) |
| Proprietary stores | ... | ... | (D) | (D) | (D) | (D) | (D) | (D) | (D) | (D) |
| Other retail stores, total | 116 | 62 | 5,486 | 4,390 | 426 | 7,670 | 6,918 | 165 | 125 | 136 |
| Liquor stores | 10 | 6 | 1,013 | 571 | 37 | 728 | 584 | 13 | 7 | 11 |
| Fuel, ice dealers | 9 | 5 | 335 | 303 | 57 | 964 | 964 | 11 | 11 | 10 |
| Feed, farm, garden supply stores | 15 | 9 | 1,714 | 1,552 | 102 | 1,176 | 1,144 | 23 | 20 | 16 |
| Jewelry stores | 15 | 7 | 441 | 407 | 48 | 1,034 | 1,028 | 20 | 19 | 20 |
| Book, stationery stores | 4 | 4 | 350 | 350 | 45 | 863 | 660 | 28 | 17 | 3 |
| Other retail stores (except second-hand) | 43 | 25 | 1,173 | 867 | 90 | 1,681 | 1,354 | 44 | 27 | 53 |
| Second-hand stores | 12 | 6 | 374 | 340 | 47 | 1,224 | 1,184 | 26 | 24 | 13 |
| Nonstore retailers | 20 | 8 | 401 | 209 | 17 | 468 | 432 | 10 | 9 | 23 |
| DENVER COUNTY (Coextensive with Denver City) | | | | | | | | | | |
| Retail trade, total | 4,466 | 3,168 | 696,494 | 670,932 | 86,089 | 1,701,576 | 1,572,936 | 32,218 | 26,177 | 4,737 |
| Food stores, total | 776 | 472 | 137,999 | 130,645 | 10,506 | 196,856 | 170,926 | 3,830 | 2,479 | 804 |
| Grocery stores | 508 | 294 | 124,571 | 118,841 | 8,935 | 160,748 | 139,344 | 2,973 | 1,885 | 543 |
| Meat markets, fish (seafood) markets | 38 | 30 | 3,859 | 3,695 | 399 | 8,250 | 7,710 | 125 | 98 | 43 |
| Fruit stores, vegetable markets | 30 | 10 | 914 | 548 | 39 | 1,099 | 859 | 23 | 16 | 33 |
| Candy, nut, confectionery stores | 34 | 24 | (D) | 978 | 168 | 3,670 | 3,045 | 113 | 80 | 32 |
| Bakery products stores | 51 | 47 | 1,693 | 1,635 | 389 | 8,411 | 6,987 | 222 | 143 | 53 |
| Other food stores | 105 | 67 | (D) | 4,948 | 576 | 14,678 | 12,981 | 374 | 257 | 90 |
| Eating, drinking places, total | 802 | 720 | 50,988 | 49,380 | 12,566 | 257,454 | 238,309 | 6,483 | 5,535 | 1,029 |
| Eating places (except refreshment stands) | 457 | 395 | 31,919 | 30,673 | 8,788 | 180,570 | 166,975 | 4,495 | 3,873 | 561 |
| Refreshment stands | 47 | 43 | 2,137 | 2,049 | 359 | 7,464 | 6,410 | 209 | 142 | 64 |
| Drinking places | 296 | 282 | 16,924 | 16,658 | 3,419 | 69,420 | 64,924 | 1,779 | 1,520 | 402 |
| General merchandise group, total | 115 | 89 | 101,810 | 101,516 | 15,566 | 322,562 | 286,813 | 6,818 | 5,146 | 92 |
| Department stores | 11 | 11 | 84,589 | 84,589 | 12,795 | 268,956 | 240,629 | 5,355 | 4,117 | ... |
| Dry goods, general merchandise stores | 46 | 30 | 5,905 | 5,763 | 781 | 13,672 | 13,098 | 262 | 228 | 40 |
| General stores | ... | ... | ... | ... | ... | ... | ... | ... | ... | ... |
| Variety stores | 58 | 48 | 11,316 | 11,164 | 1,990 | 39,934 | 33,086 | 1,201 | 801 | 52 |
| Apparel, accessories stores, total | 277 | 237 | 40,070 | 39,518 | 6,221 | 127,585 | 119,244 | 2,248 | 1,867 | 229 |
| Shoe stores | 49 | 43 | 6,409 | 6,309 | 989 | 17,154 | 15,348 | 326 | 232 | 17 |
| Men's, boys' clothing and furnishings stores | (NA) | 41 | (NA) | 5,697 | 831 | 16,686 | 16,119 | 258 | 232 | (NA) |
| Family clothing stores | (NA) | 20 | (NA) | 4,185 | 760 | 15,395 | 14,188 | 235 | 181 | (NA) |
| Women's clothing, specialty stores | 105 | 89 | 20,356 | 20,188 | 3,094 | 65,573 | 61,756 | 1,222 | 1,047 | 86 |
| Ready-to-wear stores | (NA) | 60 | (NA) | 18,639 | 2,863 | 61,158 | 57,703 | 1,118 | 957 | (NA) |
| Millinery stores | (NA) | 19 | (NA) | (D) | (D) | (D) | (D) | (D) | (D) | (NA) |
| Other clothing, specialty stores | (NA) | 10 | (NA) | (D) | (D) | (D) | (D) | (D) | (D) | (NA) |
| Other apparel stores | 50 | 44 | 3,235 | 3,139 | 547 | 12,777 | 11,833 | 207 | 175 | 50 |
| Furniture, home furnishings, appliance dealers, total | 329 | 229 | 39,542 | 37,676 | 5,371 | 101,659 | 97,899 | 1,416 | 1,301 | 322 |
| Furniture, home furnishings stores | 195 | 151 | 26,604 | 25,714 | 3,815 | 74,277 | 71,328 | 1,000 | 920 | 188 |
| Furniture stores | 89 | 89 | 19,996 | 19,996 | 2,780 | 52,944 | 51,332 | 715 | 668 | 81 |
| Home furnishings stores, antique stores | 62 | 62 | 5,718 | 5,718 | 1,035 | 21,333 | 19,996 | 285 | 252 | 57 |
| Household appliance, radio, TV stores | 132 | 78 | 12,932 | 11,962 | 1,556 | 27,382 | 26,571 | 416 | 381 | 130 |
| Automotive group, total | 260 | 182 | 135,278 | 131,246 | 12,550 | 227,235 | 224,274 | 2,762 | 2,677 | 252 |
| Passenger car dealers (franchised) | 52 | 46 | 97,979 | 97,773 | 9,714 | 177,460 | 175,508 | 2,108 | 2,061 | 18 |
| Passenger car dealers (nonfranchised) | 139 | 87 | 25,250 | 22,400 | 1,271 | 21,011 | 20,466 | 265 | 246 | 161 |
| Tire, battery, accessory dealers | 53 | 35 | 8,500 | (D) | 1,317 | 25,395 | 24,931 | 339 | 320 | 60 |
| Other automotive dealers | 16 | 14 | 3,549 | (D) | 248 | 3,369 | 3,369 | 50 | 50 | 13 |
| Gasoline service stations | 495 | 389 | 34,659 | 32,073 | 3,385 | 69,355 | 60,953 | 1,410 | 1,011 | 581 |
| Lumber, bldg. mats., hardware, farm equip. dealers, total | 186 | 134 | 35,254 | 34,684 | 4,222 | 84,337 | 81,762 | 1,127 | 1,046 | 174 |
| Farm equipment dealers | 10 | 4 | 876 | 844 | 115 | 2,446 | 2,083 | 31 | 30 | 11 |
| Lumber, building materials dealers | 54 | 50 | 27,434 | 27,404 | 3,158 | 63,658 | 61,930 | 808 | 758 | 43 |
| Plumbing, paint, electrical stores | 35 | 27 | 2,609 | 2,439 | 465 | 9,292 | 9,110 | 119 | 116 | 30 |
| Hardware stores | 87 | 53 | 4,335 | 3,997 | 484 | 9,239 | 8,639 | 169 | 142 | 90 |
| Drug stores, proprietary stores, total | 229 | 219 | 34,619 | 34,323 | 4,116 | 85,874 | 76,500 | 1,938 | 1,469 | 223 |
| Drug stores | (NA) | 214 | (NA) | (D) | (D) | (D) | (D) | (D) | (D) | (NA) |
| Proprietary stores | (NA) | 5 | (NA) | (D) | (D) | (D) | (D) | (D) | (D) | (NA) |
| Other retail stores, total | 743 | 445 | 48,817 | 44,605 | 5,996 | 116,993 | 111,206 | 2,135 | 1,872 | 766 |
| Liquor stores | 97 | 61 | 11,719 | 10,241 | 502 | 8,560 | 6,892 | 179 | 104 | 120 |
| Fuel, ice dealers | 37 | 13 | 1,674 | 1,356 | 253 | 5,978 | 5,768 | 87 | 82 | 36 |
| Feed, farm, garden supply stores | 26 | 18 | 3,372 | 3,190 | 378 | 7,103 | 6,682 | 113 | 100 | 22 |
| Jewelry stores | 104 | 56 | 5,985 | 5,515 | 973 | 19,585 | 19,147 | 270 | 257 | 99 |
| Book, stationery stores | 30 | 22 | (D) | (D) | (D) | (D) | (D) | (D) | (D) | (D) |
| Sporting goods, bicycle stores | 41 | 23 | 4,446 | 4,234 | 523 | 10,407 | 9,663 | 179 | 164 | 59 |
| Florists | 42 | 42 | 2,180 | 2,180 | 390 | 7,531 | 7,047 | 161 | 131 | 44 |
| Cigar stores, stands | 36 | 20 | 907 | 767 | 62 | 1,304 | 1,190 | 38 | 28 | 34 |
| News dealers, newsstands | 6 | 4 | (D) | (D) | (D) | (D) | (D) | (D) | (D) | (D) |
| Gift, novelty, souvenir stores | 45 | 23 | 829 | 685 | 85 | 1,499 | 1,426 | 37 | 31 | 54 |
| Music stores | 32 | 22 | 2,765 | (D) | (D) | (D) | (D) | (D) | (D) | (D) |
| Camera, photographic supply stores | 12 | 12 | (D) | (D) | (D) | (D) | (D) | (D) | (D) | (D) |
| Other retail stores (except second-hand) | 91 | 73 | 5,552 | 5,364 | 1,039 | 20,820 | 19,957 | 323 | 289 | 81 |
| Second-hand stores | 86 | 56 | 2,423 | 2,185 | 696 | 14,217 | 13,976 | 349 | 336 | 98 |
| Nonstore retailers, total | 254 | 52 | 37,458 | 35,266 | 5,590 | 111,666 | 105,050 | 2,051 | 1,774 | 265 |
| Mail order houses | 9 | 7 | (D) | (D) | (D) | (D) | (D) | (D) | (D) | (D) |
| Direct selling (house-to-house) organizations | 219 | 31 | 8,695 | 6,615 | 1,801 | 35,241 | 34,679 | 510 | 490 | 229 |
| Merchandise vending machine operators | 26 | 14 | (D) | (D) | (D) | (D) | (D) | (D) | (D) | (D) |

Standard Notes: (D) Withheld to avoid disclosure. (NA) Not available. n.e.c. Not elsewhere classified. XXX Not applicable. (Z) Less than \$500. ... Represents zero.
¹ Group totals may include data for establishments without payroll which could not be classified by detailed kind of business.

Table 104. RETAIL TRADE: 1954 — COUNTIES WITH 500 ESTABLISHMENTS OR MORE—Continued

Establishments, Sales, Payroll, and Personnel, by Kind of Business

| County and kind of business | Establishments | | Sales | | Payroll, entire year (\$1,000) | Payroll, workweek ended nearest Nov. 15 | | Paid employees, workweek ended nearest Nov. 15 | | Proprietors (unincorporated businesses only) ¹ (Number) |
|--|-----------------------------|-----------------------|--|---------------------------------------|--------------------------------|---|-------------------------|--|------------------------|--|
| | Total ^j (Number) | With payroll (Number) | Total, all establishments ¹ (\$1,000) | Establishments with payroll (\$1,000) | | Total (Dollars) | Full workweek (Dollars) | Total (Number) | Full workweek (Number) | |
| EL PASO COUNTY | | | | | | | | | | |
| Retail trade, total..... | 1,075 | 807 | 136,439 | 130,813 | 15,693 | 318,888 | 296,518 | 5,970 | 4,958 | 1,172 |
| Food stores, total..... | 140 | 94 | 26,870 | 25,604 | 1,731 | 31,887 | 29,146 | 643 | 478 | 172 |
| Grocery stores..... | 107 | 69 | 24,486 | (D) | 1,446 | 26,168 | 23,584 | 519 | 367 | 132 |
| Meat markets, fish (seafood) markets..... | 3 | 5 | 999 | (D) | 75 | 1,582 | 1,582 | 24 | 24 | 10 |
| Fruit stores, vegetable markets..... | 3 | 3 | 251 | 243 | 19 | 125 | 125 | 3 | 3 | 6 |
| Candy, nut, confectionery stores..... | 7 | 7 | 527 | 527 | 79 | 1,630 | 1,565 | 48 | 43 | 7 |
| Other food stores..... | 16 | 10 | 607 | 553 | 112 | 2,382 | 2,287 | 49 | 41 | 17 |
| Eating, drinking places, total..... | 190 | 180 | 10,684 | (D) | 2,427 | 51,147 | 48,463 | 1,300 | 1,118 | 248 |
| Eating places..... | 142 | 134 | 7,271 | 7,131 | 1,693 | 34,554 | 32,943 | 909 | 797 | 188 |
| Drinking places..... | 48 | 46 | 3,413 | (D) | 734 | 16,593 | 15,520 | 391 | 321 | 60 |
| General merchandise group, total..... | 24 | 22 | 9,769 | (D) | 1,354 | 29,901 | 24,990 | 648 | 432 | 19 |
| General merchandise group (except variety)..... | 14 | 12 | 7,739 | (D) | 1,056 | 23,674 | 19,735 | 438 | 294 | 9 |
| Variety stores..... | 10 | 10 | 2,030 | 2,030 | 298 | 6,227 | 5,255 | 210 | 138 | 10 |
| Apparel, accessories stores, total..... | 87 | 69 | 9,382 | 9,058 | 1,269 | 24,678 | 22,278 | 506 | 408 | 71 |
| Shoe stores..... | 18 | 14 | 1,592 | 1,508 | 215 | 4,085 | 3,794 | 75 | 61 | 9 |
| Men's, boys' clothing and furnishings stores..... | (NA) | 18 | (NA) | 2,542 | 297 | 5,729 | 5,273 | 94 | 74 | (NA) |
| Family clothing stores..... | (NA) | 6 | (NA) | (D) | 110 | 2,091 | 2,077 | 42 | 41 | (NA) |
| Women's clothing, specialty stores..... | 26 | 24 | 3,761 | (D) | 600 | 11,926 | 10,287 | 280 | 217 | 21 |
| Ready-to-wear stores..... | (NA) | 19 | (NA) | 3,434 | 565 | 11,236 | 9,619 | 260 | 199 | (NA) |
| Other clothing, specialty stores..... | (NA) | 5 | (NA) | (D) | 35 | 690 | 668 | 20 | 18 | (NA) |
| Other apparel stores..... | 13 | 7 | 484 | 404 | 47 | 847 | 847 | 15 | 15 | 12 |
| Furniture, home furnishings, appliance dealers, total..... | 68 | 48 | 8,100 | 7,594 | 1,033 | 21,350 | 20,947 | 323 | 302 | 71 |
| Furniture, home furnishings stores, antique stores..... | 30 | 20 | 3,331 | 3,181 | 402 | 8,919 | 8,768 | 129 | 120 | 29 |
| Household appliance, radio, TV stores..... | 38 | 28 | 4,769 | 4,413 | 631 | 12,431 | 12,179 | 194 | 182 | 42 |
| Automotive group..... | 72 | 58 | 22,294 | 21,710 | 2,263 | 38,695 | 37,749 | 519 | 497 | 76 |
| Gasoline service stations..... | 140 | 98 | 10,972 | 9,932 | 808 | 19,296 | 17,308 | 372 | 291 | 157 |
| Lumber, bldg. mats., hardware, farm equip. dealers, total..... | 67 | 53 | 16,840 | 16,648 | 2,228 | 49,459 | 46,347 | 665 | 596 | 63 |
| Farm equipment dealers..... | 8 | 6 | 765 | (D) | 86 | 1,771 | 1,719 | 28 | 26 | 7 |
| Lumber, building materials, supplies, equipment dealers..... | 48 | 36 | 14,769 | (D) | 1,981 | 44,711 | 41,736 | 586 | 522 | 47 |
| Hardware stores..... | 11 | 11 | 1,306 | 1,306 | 161 | 2,977 | 2,892 | 51 | 48 | 9 |
| Drug stores, proprietary stores, total..... | 45 | 39 | 5,435 | 5,299 | 711 | 13,419 | 11,731 | 301 | 214 | 41 |
| Drug stores..... | (NA) | 37 | (NA) | (D) | (D) | (D) | (D) | (D) | (D) | (NA) |
| Proprietary stores..... | (NA) | 2 | (NA) | (D) | (D) | (D) | (D) | (D) | (D) | (NA) |
| Other retail stores, total..... | 204 | 138 | 14,617 | 13,443 | 1,707 | 35,189 | 33,757 | 616 | 548 | 219 |
| Liquor stores..... | 23 | 15 | 2,155 | 1,803 | 126 | 1,883 | 1,858 | 35 | 33 | 33 |
| Fuel, ice dealers..... | 4 | 4 | 183 | 183 | 18 | 515 | 458 | 10 | 9 | 4 |
| Feed, farm, garden supply stores..... | 12 | 10 | 3,986 | (D) | 247 | 5,777 | 5,699 | 95 | 93 | 12 |
| Jewelry stores..... | 25 | 17 | 1,355 | 1,243 | 156 | 3,015 | 2,802 | 56 | 47 | 31 |
| Book, stationery stores..... | 9 | 7 | 1,069 | (D) | 304 | 6,371 | 6,025 | 106 | 89 | 9 |
| Other retail stores (except second-hand)..... | 100 | 74 | 4,070 | 4,172 | 716 | 14,480 | 13,851 | 266 | 232 | 96 |
| Second-hand stores..... | 19 | 11 | 1,095 | 1,045 | 140 | 3,148 | 3,064 | 48 | 45 | 20 |
| Nonstore retailers..... | 38 | 8 | 1,476 | 1,248 | 162 | 3,867 | 3,802 | 77 | 74 | 35 |
| JEFFERSON COUNTY | | | | | | | | | | |
| Retail trade, total..... | 591 | 385 | 70,220 | 66,940 | 6,113 | 116,213 | 105,912 | 2,262 | 1,721 | 672 |
| Food stores, total..... | 112 | 54 | 25,108 | 24,110 | 1,557 | 28,255 | 24,133 | 552 | 338 | 113 |
| Grocery stores..... | 74 | 34 | 23,609 | 22,827 | 1,393 | 24,707 | 20,960 | 464 | 277 | 71 |
| Meat markets, fish (seafood) markets..... | 6 | 4 | (D) | (D) | (D) | (D) | (D) | (D) | (D) | (D) |
| Fruit stores, vegetable markets..... | 7 | 5 | (D) | (D) | (D) | (D) | (D) | (D) | (D) | (D) |
| Candy, nut, confectionery stores..... | 2 | 2 | (D) | (D) | (D) | (D) | (D) | (D) | (D) | (D) |
| Other food stores..... | 23 | 11 | 751 | 615 | 105 | 1,968 | 1,706 | 62 | 39 | 26 |
| Eating, drinking places, total..... | 108 | 88 | 5,042 | 4,804 | 1,063 | 20,245 | 18,699 | 542 | 434 | 137 |
| Eating places..... | 66 | 48 | 3,050 | (D) | 719 | 13,470 | 12,299 | 380 | 297 | 88 |
| Drinking places..... | 42 | 40 | 1,992 | (D) | 344 | 6,775 | 6,400 | 162 | 137 | 49 |
| General merchandise group, total..... | 17 | 15 | 1,002 | (D) | (D) | (D) | (D) | (D) | (D) | (D) |
| General merchandise group (except variety)..... | 6 | 4 | 1,086 | (D) | (D) | (D) | (D) | (D) | (D) | (D) |
| Variety stores..... | 11 | 11 | 816 | 816 | 104 | 2,017 | 1,227 | 85 | 32 | 11 |
| Apparel, accessories stores, total..... | 21 | 17 | 762 | 720 | 42 | 1,506 | 1,203 | 29 | 20 | 26 |
| Shoe stores..... | 5 | 3 | (D) | (D) | (D) | (D) | (D) | (D) | (D) | (D) |
| Men's, boys' clothing and furnishings stores..... | 2 | 2 | (D) | (D) | (D) | (D) | (D) | (D) | (D) | (D) |
| Family clothing stores..... | 6 | 6 | (D) | (D) | (D) | (D) | (D) | (D) | (D) | (D) |
| Women's clothing, specialty stores..... | 7 | 5 | 189 | (D) | 10 | 186 | 96 | 5 | 3 | 10 |
| Ready-to-wear stores..... | (NA) | 4 | (NA) | (D) | (D) | (D) | (D) | (D) | (D) | (NA) |
| Other clothing, specialty stores..... | (NA) | 1 | (NA) | (D) | (D) | (D) | (D) | (D) | (D) | (NA) |
| Other apparel stores..... | 1 | 1 | (D) | (D) | (D) | (D) | (D) | (D) | (D) | (D) |
| Furniture, home furnishings, appliance dealers, total..... | 26 | 20 | 2,789 | 2,301 | 300 | 6,046 | 5,855 | 97 | 90 | 28 |
| Furniture, home furnishings stores, antique stores..... | 16 | 14 | 1,175 | (D) | 111 | 2,340 | 2,286 | 41 | 39 | 21 |
| Household appliance, radio, TV stores..... | 10 | 6 | 1,614 | (D) | 189 | 3,706 | 3,569 | 56 | 51 | 7 |
| Automotive group..... | 44 | 34 | 15,540 | 15,352 | 1,049 | 19,517 | 19,435 | 240 | 243 | 47 |
| Gasoline service stations..... | 80 | 64 | 5,520 | 5,296 | 431 | 8,360 | 7,194 | 194 | 131 | 105 |
| Lumber, bldg. mats., hardware, farm equip. dealers, total..... | 44 | 28 | 5,727 | 5,537 | 650 | 13,071 | 12,512 | 135 | 167 | 42 |
| Farm equipment dealers..... | 2 | 2 | (D) | (D) | (D) | (D) | (D) | (D) | (D) | (D) |
| Lumber, building materials, supplies, equipment dealers..... | 24 | 16 | 4,495 | 4,391 | 540 | 10,630 | 10,233 | 143 | 134 | 20 |
| Hardware stores..... | 18 | 12 | 1,146 | 1,146 | 110 | 2,441 | 2,279 | 42 | 33 | (D) |

Standard Notes: (D) Withheld to avoid disclosure. (NA) Not available. n.e.c. Not elsewhere classified. XXX Not applicable. (Z) Less than \$500. ... Represents zero.
¹ Group totals may include data for establishments without payroll which could not be classified by detailed kind of business.

Table 104. RETAIL TRADE: 1954 — COUNTIES WITH 500 ESTABLISHMENTS OR MORE—Continued

Establishments, Sales, Payroll, and Personnel, by Kind of Business

| County and kind of business | Establishments | | Sales | | Payroll, entire year (\$1,000) | Payroll, workweek ended nearest Nov. 15 | | Paid employees, workweek ended nearest Nov. 15 | | Proprietors (unincorporated businesses only) ¹ (Number) |
|---|--------------------------------|--------------------------|---|--|-----------------------------------|---|----------------------------|--|---------------------------|---|
| | Total ¹ (Number) | With payroll (Number) | Total, all establishments ¹ (\$1,000) | Establishments with payroll (\$1,000) | | Total (Dollars) | Full workweek (Dollars) | Total (Number) | Full workweek (Number) | |
| JEFFERSON COUNTY -- Con. | | | | | | | | | | |
| Drug stores, proprietary stores, total..... | 19 | 19 | 3,189 | 3,189 | 363 | 7,275 | 6,197 | 161 | 116 | 25 |
| Drug stores..... | 18 | 18 | (D) | (D) | (D) | (D) | (D) | (D) | (D) | (D) |
| Proprietary stores..... | 1 | 1 | (D) | (D) | (D) | (D) | (D) | (D) | (D) | (D) |
| Other retail stores, total..... | 86 | 42 | 4,585 | 3,627 | 382 | 7,496 | 7,252 | 125 | 115 | 26 |
| Liquor stores..... | 19 | 7 | 1,038 | 614 | 28 | 497 | 477 | 11 | 10 | 23 |
| Fuel, ice dealers..... | 6 | 6 | 619 | 619 | 167 | 3,309 | 3,284 | 45 | 44 | 4 |
| Feed, farm, garden supply stores..... | 16 | 8 | 1,806 | 1,532 | 80 | 1,820 | 1,778 | 22 | 27 | 17 |
| Jewelry stores..... | 4 | 2 | 161 | (D) | (D) | (D) | (D) | (D) | (D) | (D) |
| Book, stationery stores..... | 4 | 2 | (D) | (D) | (D) | (D) | (D) | (D) | (D) | (D) |
| Other retail stores (except second-hand)..... | 28 | 16 | 630 | 550 | 77 | 1,273 | 1,183 | 22 | 23 | 29 |
| Second-hand stores..... | 1 | 1 | (D) | (D) | (D) | (D) | (D) | (D) | (D) | (D) |
| Nonstore retailers..... | 34 | 4 | 456 | (D) | (D) | (D) | (D) | (D) | (D) | (D) |
| LARIMER COUNTY | | | | | | | | | | |
| Retail trade, total..... | 565 | 431 | 48,545 | 46,007 | 4,719 | 91,688 | 84,311 | 1,991 | 1,553 | 632 |
| Food stores, total..... | 71 | 49 | 10,636 | 10,114 | 631 | 11,501 | 9,737 | 244 | 166 | 91 |
| Grocery stores..... | 57 | 35 | 10,017 | 9,495 | 507 | 9,959 | 8,272 | 213 | 139 | 73 |
| Meat markets, fish (seafood) markets..... | 1 | 1 | (D) | (D) | (D) | (D) | (D) | (D) | (D) | (D) |
| Fruit stores, vegetable markets..... | 1 | 1 | (D) | (D) | (D) | (D) | (D) | (D) | (D) | (D) |
| Candy, nut, confectionery stores..... | 4 | 4 | 81 | 81 | 9 | 14 | ... | 2 | ... | 5 |
| Other food stores..... | 8 | 8 | (D) | (D) | (D) | (D) | (D) | (D) | (D) | (D) |
| Eating, drinking places, total..... | 103 | 85 | 3,293 | (D) | 677 | 12,740 | 11,281 | 417 | 313 | 135 |
| Eating places..... | 84 | 66 | 2,998 | 2,402 | 517 | 10,677 | 9,396 | 364 | 270 | 114 |
| Drinking places..... | 19 | 17 | 695 | (D) | 110 | 2,063 | 1,885 | 53 | 43 | 21 |
| General merchandise group, total..... | 22 | 16 | 3,668 | 3,628 | 489 | 9,051 | 8,523 | 236 | 180 | 13 |
| General merchandise group (except variety)..... | 18 | 12 | (D) | (D) | (D) | (D) | (D) | (D) | (D) | (D) |
| Variety stores..... | 4 | 4 | (D) | (D) | (D) | (D) | (D) | (D) | (D) | (D) |
| Apparel, accessories stores, total..... | 33 | 27 | 2,179 | 2,027 | 221 | 4,076 | 3,474 | 106 | 70 | 35 |
| Shoe stores..... | 10 | 8 | (D) | (D) | (D) | (D) | (D) | (D) | (D) | (D) |
| Men's, boys' clothing and furnishings stores..... | 5 | 5 | 509 | 509 | 42 | 823 | 661 | 19 | 12 | 5 |
| Family clothing stores..... | 5 | 5 | 452 | 452 | 40 | 902 | 851 | 19 | 16 | 4 |
| Women's clothing, specialty stores..... | 12 | 8 | 756 | 656 | 73 | 1,491 | 1,222 | 46 | 29 | 15 |
| Ready-to-wear stores..... | (NA) | 7 | (NA) | (D) | (D) | (D) | (D) | (D) | (D) | (NA) |
| Other clothing, specialty stores..... | (NA) | 1 | (NA) | (D) | (D) | (D) | (D) | (D) | (D) | (NA) |
| Other apparel stores..... | 1 | 1 | (D) | (D) | (D) | (D) | (D) | (D) | (D) | (D) |
| Furniture, home furnishings, appliance dealers, total..... | 39 | 29 | 2,455 | 2,309 | 301 | 6,420 | 6,194 | 109 | 97 | 41 |
| Furniture, home furnishings stores, antique stores..... | 27 | 17 | 1,592 | 1,246 | 155 | 3,434 | 3,320 | 52 | 54 | 30 |
| Household appliance, radio, TV stores..... | 12 | 12 | 1,063 | 1,063 | 146 | 2,986 | 2,866 | 51 | 43 | 11 |
| Automotive group..... | 37 | 33 | 9,929 | 9,907 | 966 | 18,239 | 18,056 | 267 | 256 | 40 |
| Gasoline service stations..... | 79 | 55 | 3,560 | 3,054 | 217 | 4,179 | 3,467 | 112 | 72 | 93 |
| Lumber, bldg. mats., hardware, farm equip. dealers, total..... | 48 | 48 | 6,276 | 6,276 | 674 | 13,172 | 12,478 | 216 | 187 | 40 |
| Farm equipment dealers..... | 16 | 16 | 2,323 | 2,323 | 231 | 4,650 | 4,536 | 69 | 65 | 13 |
| Lumber, building materials, supplies, equipment dealers..... | 18 | 18 | 2,751 | 2,751 | 302 | 5,491 | 5,125 | 90 | 75 | 12 |
| Hardware stores..... | 14 | 14 | 1,202 | 1,202 | 141 | 3,031 | 2,814 | 57 | 47 | 15 |
| Drug stores, proprietary stores, total..... | 17 | 15 | 1,804 | (D) | 210 | 4,845 | 4,530 | 101 | 77 | 18 |
| Drug stores..... | (NA) | 14 | (NA) | (D) | (D) | (D) | (D) | (D) | (D) | (NA) |
| Proprietary stores..... | (NA) | 1 | (NA) | (D) | (D) | (D) | (D) | (D) | (D) | (NA) |
| Other retail stores, total..... | 101 | 73 | 4,547 | 3,797 | 379 | 7,424 | 6,536 | 181 | 134 | 111 |
| Liquor stores..... | 7 | 5 | 491 | (D) | 25 | 476 | 394 | 10 | 6 | 8 |
| Fuel, ice dealers..... | 10 | 10 | 774 | 774 | 104 | 2,076 | 1,939 | 37 | 33 | 10 |
| Feed, farm, garden supply stores..... | 14 | 8 | 720 | 540 | 27 | 539 | 465 | 13 | 9 | 15 |
| Jewelry stores..... | 12 | 10 | 443 | (D) | 36 | 743 | 692 | 14 | 11 | 14 |
| Book, stationery stores..... | 5 | 5 | 410 | 410 | 59 | 926 | 632 | 39 | 17 | 4 |
| Other retail stores (except second-hand)..... | 42 | 30 | 1,340 | 1,184 | 118 | 2,325 | 2,091 | 60 | 51 | 48 |
| Second-hand stores..... | 11 | 5 | 169 | 61 | 10 | 339 | 323 | 8 | 7 | 12 |
| Nonstore retailers..... | 15 | 3 | 188 | 50 | 4 | 41 | 35 | 2 | 1 | 15 |
| PUEBLO COUNTY (See Pueblo Standard Metropolitan Area, Table 103.) | | | | | | | | | | |

Standard Notes: (D) Withheld to avoid disclosure. (NA) Not available. n.e.c. Not elsewhere classified. XXX Not applicable. (Z) Less than \$500. ... Represents zero.
¹Group totals may include data for establishments without payroll which could not be classified by detailed kind of business.

Table 104. RETAIL TRADE: 1954 — COUNTIES WITH 500 ESTABLISHMENTS OR MORE—Continued

Establishments, Sales, Payroll, and Personnel, by Kind of Business

| County and kind of business | Establishments | | Sales | | Payroll, entire year (\$1,000) | Payroll, workweek ended nearest Nov. 15 | | Paid employees, workweek ended nearest Nov. 15 | | Proprietors (unincorporated businesses only) ² (Number) |
|--|--------------------------------|--------------------------|---|--|-----------------------------------|---|----------------------------|--|---------------------------|---|
| | Total ¹ (Number) | With payroll (Number) | Total, all establishments ¹ (\$1,000) | Establishments with payroll (\$1,000) | | Total (Dollars) | Full workweek (Dollars) | Total (Number) | Full workweek (Number) | |
| WELD COUNTY | | | | | | | | | | |
| Retail trade, total..... | 752 | 496 | 69,353 | 64,189 | 7,160 | 130,233 | 122,633 | 2,561 | 2,122 | 791 |
| Food stores, total..... | 122 | 66 | 14,286 | 12,802 | 861 | 14,902 | 13,189 | 327 | 224 | 139 |
| Grocery stores..... | 101 | 53 | 13,455 | 12,153 | 795 | 13,557 | 11,982 | 298 | 201 | 108 |
| Meat markets, fish (seafood) markets..... | 6 | 6 | 529 | 529 | 50 | 1,005 | 921 | 18 | 15 | 9 |
| Fruit stores, vegetable markets..... | 2 | ••• | (D) | ••• | ••• | ••• | ••• | ••• | ••• | (D) |
| Candy, nut, confectionery stores..... | 3 | 1 | 51 | (D) | (D) | (D) | (D) | (D) | (D) | (D) |
| Other food stores..... | 10 | 6 | (D) | (D) | (D) | (D) | (D) | (D) | (D) | (D) |
| Eating, drinking places, total..... | 125 | 91 | 3,853 | 3,353 | 623 | 12,776 | 11,899 | 383 | 320 | 164 |
| Eating places..... | 81 | 61 | 2,504 | 2,214 | 441 | 8,727 | 8,060 | 294 | 243 | 107 |
| Drinking places..... | 44 | 30 | 1,349 | 1,139 | 182 | 4,049 | 3,839 | 89 | 77 | 57 |
| General merchandise group, total..... | 22 | 18 | 4,784 | 4,740 | 659 | 12,221 | 11,148 | 299 | 207 | 16 |
| General merchandise group (except variety)..... | 17 | 13 | 3,760 | 3,716 | 498 | 9,156 | 8,529 | 174 | 136 | 13 |
| Variety stores..... | 5 | 5 | 1,024 | 1,024 | 161 | 3,065 | 2,619 | 125 | 71 | 3 |
| Apparel, accessories stores, total..... | 49 | 37 | 3,498 | 3,338 | 457 | 7,813 | 6,935 | 198 | 148 | 47 |
| Shoe stores..... | 11 | 9 | 601 | (D) | (D) | (D) | (D) | (D) | (D) | (D) |
| Men's, boys' clothing and furnishings stores..... | 8 | 8 | 887 | 887 | 127 | 1,890 | 1,561 | 44 | 30 | 7 |
| Family clothing stores..... | 4 | 4 | 502 | 502 | 86 | 1,503 | 1,377 | 37 | 28 | 4 |
| Women's clothing, specialty stores..... | 21 | 15 | 1,419 | 1,359 | 175 | 3,113 | 2,822 | 87 | 70 | 19 |
| Ready-to-wear stores..... | (NA) | 12 | (NA) | 1,287 | 169 | 3,048 | 2,787 | 84 | 69 | (NA) |
| Other clothing, specialty stores..... | (NA) | 3 | (NA) | 72 | 6 | 65 | 35 | 3 | 1 | (NA) |
| Other apparel stores..... | 3 | 1 | 67 | (D) | (D) | (D) | (D) | (D) | (D) | (D) |
| Furniture, home furnishings, appliance dealers, total..... | 41 | 29 | 3,971 | 3,847 | 629 | 10,629 | 10,368 | 171 | 161 | 37 |
| Furniture, home furnishings stores, antique stores..... | 14 | 14 | 1,733 | 1,733 | 308 | 4,266 | 4,224 | 74 | 71 | 12 |
| Household appliance, radio, TV stores..... | 27 | 15 | 2,238 | 2,114 | 321 | 6,363 | 6,144 | 97 | 90 | 25 |
| Automotive group..... | 47 | 37 | 12,464 | 12,144 | 1,460 | 26,644 | 26,194 | 376 | 362 | 46 |
| Gasoline service stations..... | 127 | 63 | 5,506 | 4,194 | 341 | 6,538 | 6,142 | 126 | 102 | 123 |
| Lumber, bldg. mats., hardware, farm equip. dealers, total..... | 64 | 70 | 9,895 | 9,679 | 1,209 | 21,207 | 20,540 | 341 | 308 | 74 |
| Farm equipment dealers..... | 28 | 24 | 4,449 | 4,405 | 532 | 9,204 | 9,167 | 142 | 140 | 31 |
| Lumber, building materials, supplies, equipment dealers..... | 34 | 30 | 4,317 | 4,259 | 551 | 9,974 | 9,470 | 151 | 132 | 19 |
| Hardware stores..... | 22 | 16 | 1,129 | 1,015 | 126 | 2,029 | 1,903 | 48 | 36 | 24 |
| Drug stores, proprietary stores, total..... | 28 | 24 | 1,991 | 1,947 | 282 | 4,855 | 4,355 | 113 | 87 | 34 |
| Drug stores..... | (NA) | 22 | (NA) | (D) | (D) | (D) | (D) | (D) | (D) | (NA) |
| Proprietary stores..... | (NA) | 2 | (NA) | (D) | (D) | (D) | (D) | (D) | (D) | (NA) |
| Other retail stores, total..... | 89 | 59 | 8,943 | (D) | (D) | (D) | (D) | (D) | (D) | (D) |
| Liquor stores..... | 19 | 7 | 976 | 556 | 33 | 449 | 424 | 10 | 8 | 26 |
| Fuel, ice dealers..... | 6 | 6 | 710 | 710 | 49 | 1,205 | 1,166 | 20 | 19 | 6 |
| Feed, farm, garden supply stores..... | 23 | 17 | 5,224 | 5,204 | 232 | 4,324 | 4,172 | 74 | 69 | 15 |
| Jewelry stores..... | 7 | 7 | 844 | 444 | 74 | 1,441 | 1,376 | 26 | 25 | 7 |
| Book, stationery stores..... | 1 | 1 | (D) | (D) | (D) | (D) | (D) | (D) | (D) | (D) |
| Other retail stores (except second-hand)..... | 24 | 16 | (D) | 926 | 172 | 3,693 | 3,214 | 65 | 51 | 19 |
| Second-hand stores..... | 5 | 5 | 88 | 188 | 46 | 808 | 803 | 17 | 17 | 6 |
| Nonstore retailers..... | 18 | 2 | 162 | (D) | (D) | (D) | (D) | (D) | (D) | (D) |

Standard Notes: (D) Withheld to avoid disclosure. (NA) Not available. n.e.c. Not elsewhere classified. XXX Not applicable. (Z) Less than \$500. ... Represents zero.
¹ Group totals may include data for establishments without payroll which could not be classified by detailed kind of business.

Table 105. RETAIL TRADE: 1954 — CITIES WITH 500 ESTABLISHMENTS OR MORE

Establishments, Sales, Payroll, and Personnel, by Kind of Business

| City and kind of business | Establishments | | Sales | | Payroll, entire year (\$1,000) | Payroll, workweek ended nearest Nov. 15 | | Paid employees, workweek ended nearest Nov. 15 | | Proprietors (unincorporated businesses only) 1 (Number) |
|---|------------------|-----------------------|---------------------------------------|---------------------------------------|--------------------------------|---|-------------------------|--|------------------------|---|
| | Total 1 (Number) | With payroll (Number) | Total, all establishments 1 (\$1,000) | Establishments with payroll (\$1,000) | | Total (Dollars) | Full workweek (Dollars) | Total (Number) | Full workweek (Number) | |
| COLORADO SPRINGS | | | | | | | | | | |
| Retail trade, total | 817 | 655 | 123,692 | 119,430 | 14,404 | 291,610 | 270,982 | 5,398 | 4,484 | 918 |
| Food stores, total | 114 | 78 | 24,072 | 23,154 | 1,568 | 28,753 | 26,297 | 577 | 430 | 145 |
| Grocery stores | 93 | 55 | (D) | (D) | (D) | (D) | (D) | (D) | (D) | (D) |
| Meat markets, fish (seafood) markets | 7 | 5 | 009 | (D) | 75 | 1,582 | 1,582 | 24 | 24 | 10 |
| Fruit stores, vegetable markets | 3 | 3 | 251 | 243 | 19 | 125 | 125 | 3 | 3 | 6 |
| Candy, nut, confectionery stores | 5 | 5 | (D) | (D) | (D) | (D) | (D) | (D) | (D) | (D) |
| Other food stores | 16 | 10 | 607 | 553 | 112 | 2,382 | 2,287 | 49 | 41 | 17 |
| Eating, drinking places, total | 138 | 134 | 8,781 | 8,717 | 2,057 | 43,515 | 41,400 | 1,085 | 946 | 175 |
| Eating places | 104 | 100 | 6,209 | 6,145 | 1,486 | 30,809 | 29,545 | 790 | 702 | 137 |
| Drinking places | 34 | 34 | 2,572 | 2,572 | 571 | 12,706 | 11,855 | 295 | 244 | 38 |
| General merchandise group, total | 15 | 15 | 9,431 | 9,431 | 1,330 | 29,360 | 24,494 | 635 | 421 | 10 |
| General merchandise group (except variety) | 7 | 7 | (D) | (D) | (D) | (D) | (D) | (D) | (D) | (D) |
| Variety stores | 8 | 8 | (D) | (D) | (D) | (D) | (D) | (D) | (D) | (D) |
| Apparel, accessories stores, total | 92 | 68 | 9,271 | (D) | (D) | (D) | (D) | (D) | (D) | (D) |
| Shoe stores | 18 | 14 | 1,592 | 1,508 | 215 | 4,085 | 3,794 | 75 | 61 | 9 |
| Men's, boys' clothing and furnishings stores | (NA) | 18 | (NA) | 2,542 | 297 | 5,729 | 5,273 | 94 | 74 | (NA) |
| Family clothing stores | (NA) | 5 | (NA) | (D) | (D) | (D) | (D) | (D) | (D) | (NA) |
| Women's clothing, specialty stores | 26 | 24 | 3,761 | 3,434 | 565 | 11,924 | 10,287 | 280 | 217 | 21 |
| Ready-to-wear stores | (NA) | 19 | (NA) | 3,434 | 565 | 11,236 | 9,619 | 260 | 199 | (NA) |
| Other clothing, specialty stores | (NA) | 5 | (NA) | (D) | 35 | 690 | 668 | 20 | 18 | (NA) |
| Other apparel stores | 13 | 7 | 484 | 404 | 47 | 847 | 847 | 15 | 15 | 12 |
| Furniture, home furnishings, appliance dealers, total | 58 | 44 | 7,706 | 7,274 | 951 | 19,410 | 19,007 | 293 | 272 | 63 |
| Furniture, home furnishings stores, antique stores | 22 | 16 | (D) | 2,861 | 320 | 6,979 | 6,828 | 99 | 90 | 23 |
| Household appliance, radio, TV stores | 36 | 28 | (D) | 4,413 | 631 | 12,431 | 12,179 | 194 | 182 | 40 |
| Automotive group | 66 | 54 | 21,678 | 21,106 | 2,227 | 39,052 | 37,106 | 510 | 488 | 71 |
| Gasoline service stations | 94 | 70 | 8,466 | 7,848 | 660 | 14,831 | 13,219 | 294 | 225 | 104 |
| Lumber, bldg. mats., hardware, farm equip. dealers, total | 54 | 42 | 15,533 | 15,361 | 2,098 | 46,484 | 43,501 | 624 | 558 | 51 |
| Farm equipment dealers | 5 | 3 | (D) | (D) | (D) | (D) | (D) | (D) | (D) | (D) |
| Lumber, building materials, supplies, equipment dealers | 39 | 29 | 13,666 | 13,530 | 1,871 | 42,101 | 39,235 | 552 | 490 | 39 |
| Hardware stores | 10 | 10 | (D) | (D) | (D) | (D) | (D) | (D) | (D) | (D) |
| Drug stores, proprietary stores, total | 39 | 33 | 4,778 | (D) | (D) | (D) | (D) | (D) | (D) | (D) |
| Drug stores | (NA) | 32 | (NA) | 4,532 | 638 | 11,779 | 10,277 | 261 | 184 | (NA) |
| Proprietary stores | (NA) | 1 | (NA) | (D) | (D) | (D) | (D) | (D) | (D) | (NA) |
| Other retail stores, total | 161 | 109 | 12,576 | 11,628 | 1,442 | 30,617 | 29,387 | 527 | 471 | 176 |
| Liquor stores | 17 | 15 | (D) | 1,803 | 126 | 1,883 | 1,858 | 35 | 33 | 25 |
| Fuel, ice dealers | 3 | 3 | (D) | (D) | (D) | (D) | (D) | (D) | (D) | (D) |
| Feed, farm, garden supply stores | 9 | 7 | 3,459 | (D) | (D) | (D) | (D) | (D) | (D) | (D) |
| Jewelry stores | 23 | 17 | (D) | 1,243 | 156 | 3,015 | 2,802 | 56 | 47 | 29 |
| Book, stationery stores | 9 | 7 | 1,069 | (D) | 304 | 6,371 | 6,025 | 106 | 99 | 9 |
| Other retail stores (except second-hand) | 69 | 49 | 2,965 | 2,965 | 505 | 11,532 | 11,075 | 202 | 180 | 69 |
| Second-hand stores | 19 | 11 | 1,095 | 1,045 | 140 | 3,148 | 3,064 | 48 | 45 | 20 |
| Nonstore retailers | 26 | 8 | 1,400 | 1,248 | 162 | 3,867 | 3,802 | 77 | 74 | 23 |
| DENVER CITY--(See Denver County, Table 104.) | | | | | | | | | | |
| PUEBLO | | | | | | | | | | |
| Retail trade, total | 833 | 603 | 94,615 | 90,247 | 10,219 | 202,623 | 188,099 | 4,104 | 3,387 | 930 |
| Food stores, total | 179 | 97 | 24,354 | 22,428 | 1,406 | 26,250 | 22,782 | 561 | 401 | 208 |
| Grocery stores | 148 | 78 | 23,063 | 21,253 | 1,256 | 22,294 | 19,026 | 481 | 335 | 172 |
| Meat markets, fish (seafood) markets | 1 | 1 | (D) | (D) | (D) | (D) | (D) | (D) | (D) | (D) |
| Fruit stores, vegetable markets | 4 | 00 | 46 | 000 | 000 | 000 | 000 | 000 | 000 | 4 |
| Candy, nut, confectionery stores | 10 | 8 | (D) | (D) | (D) | (D) | (D) | (D) | (D) | (D) |
| Other food stores | 16 | 10 | 915 | 857 | 164 | 3,741 | 3,560 | 71 | 60 | 18 |
| Eating, drinking places, total | 181 | 167 | 6,729 | 6,435 | 1,210 | 24,979 | 22,807 | 704 | 562 | 243 |
| Eating places | 95 | 79 | 3,523 | 3,323 | 675 | 14,137 | 13,223 | 412 | 341 | 120 |
| Drinking places | 96 | 88 | 3,206 | 3,112 | 535 | 10,842 | 9,584 | 292 | 221 | 123 |
| General merchandise group, total | 16 | 14 | 9,113 | (D) | (D) | (D) | (D) | (D) | (D) | (D) |
| General merchandise group (except variety) | 9 | 7 | 6,270 | (D) | (D) | (D) | (D) | (D) | (D) | (D) |
| Variety stores | 7 | 7 | 2,843 | 2,843 | 498 | 10,623 | 7,466 | 329 | 198 | 3 |
| Apparel, accessories stores, total | 55 | 49 | (D) | (D) | (D) | (D) | (D) | (D) | (D) | (D) |
| Shoe stores | 8 | 8 | 1,042 | 1,042 | 144 | 2,296 | 1,955 | 50 | 32 | 1 |
| Men's, boys' clothing and furnishings stores | 12 | 12 | 1,388 | 1,328 | 194 | 3,390 | 3,129 | 80 | 66 | 13 |
| Family clothing stores | 8 | 8 | 907 | 907 | 123 | 2,322 | 2,230 | 55 | 50 | 7 |
| Women's clothing, specialty stores | 19 | 17 | (D) | (D) | (D) | (D) | (D) | (D) | (D) | (D) |
| Ready-to-wear stores | (NA) | 14 | (NA) | 2,524 | 240 | 4,859 | 4,184 | 142 | 115 | (NA) |
| Other clothing, specialty stores | (NA) | 3 | (NA) | (D) | (D) | (D) | (D) | (D) | (D) | (NA) |
| Other apparel stores | 8 | 4 | 273 | 187 | 14 | 305 | 284 | 10 | 8 | 10 |
| Furniture, home furnishings, appliance dealers, total | 44 | 34 | (D) | 5,960 | 906 | 17,025 | 16,209 | 290 | 259 | 58 |
| Furniture, home furnishings stores, antique stores | 27 | 19 | (D) | (D) | 346 | 6,648 | 6,545 | 107 | 103 | (D) |
| Household appliance, radio, TV stores | 17 | 15 | 3,709 | (D) | 560 | 10,377 | 9,664 | 183 | 156 | (D) |
| Automotive group | 49 | 39 | (D) | (D) | (D) | (D) | (D) | (D) | (D) | (D) |
| Gasoline service stations | 93 | 67 | 5,204 | 4,838 | 396 | 7,939 | 6,951 | 183 | 135 | 105 |

Standard Notes: (D) Withheld to avoid disclosure. (NA) Not available. n.e.c. Not elsewhere classified. XXX Not applicable. (Z) Less than \$500. ... Represents zero.
 1 Group totals may include data for establishments without payroll which could not be classified by detailed kind of business.

RETAIL TRADE—AREA STATISTICS

Table 105. RETAIL TRADE: 1954 — CITIES WITH 500 ESTABLISHMENTS OR MORE—Continued

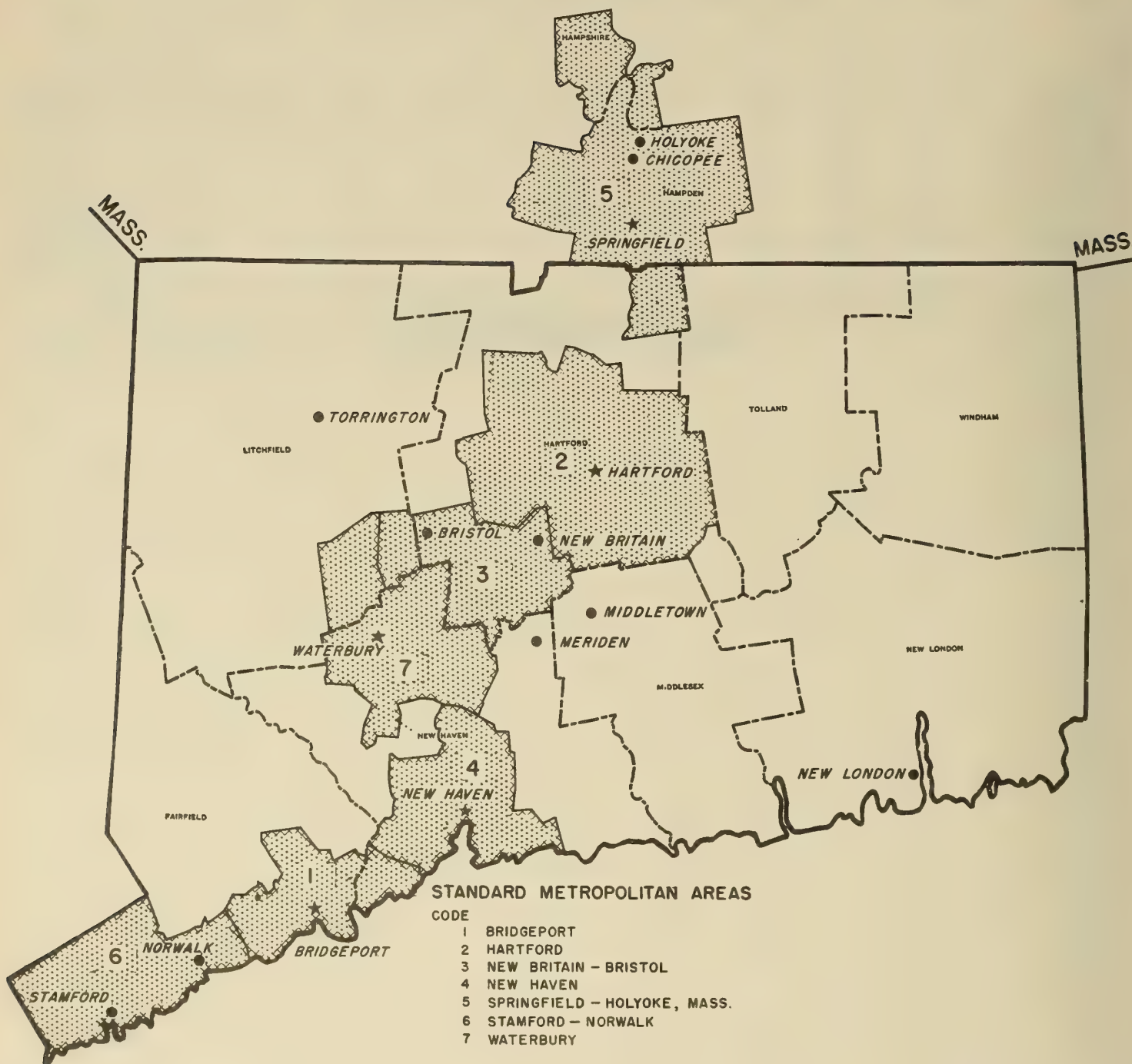
Establishments, Sales, Payroll, and Personnel, by Kind of Business

| City and kind of business | Establishments | | Sales | | Payroll, entire year (\$1,000) | Payroll, workweek ended nearest Nov. 15 | | Paid employees, workweek ended nearest Nov. 15 | | Proprietors (un- incorporated businesses only) ¹ (Number) |
|--|--------------------------------|-----------------------------|---|--|---|--|-------------------------------|--|------------------------------|--|
| | Total ¹ (Number) | With payroll (Number) | Total, all establish- ments ¹ (\$1,000) | Establish- ments with payroll (\$1,000) | | Total (Dollars) | Full workweek (Dollars) | Total (Number) | Full workweek (Number) | |
| PUEBLO--Con. | | | | | | | | | | |
| Lumber, bldg. mats., hardware, farm equip. dealers, total.. | 34 | 28 | 6,853 | 6,721 | 986 | 17,979 | 17,294 | 248 | 231 | 20 |
| Farm equipment dealers..... | 3 | 3 | (D) | (D) | (D) | (D) | (D) | (D) | (D) | (D) |
| Lumber, building materials, supplies, equipment dealers..... | 23 | 19 | 5,274 | 5,244 | 820 | 14,743 | 14,105 | 203 | 189 | 10 |
| Hardware stores..... | 8 | 6 | (D) | (D) | (D) | (D) | (D) | (D) | (D) | (D) |
| Drug stores, proprietary stores, total..... | 28 | 24 | (D) | 2,736 | 344 | 7,777 | 7,333 | 180 | 152 | 25 |
| Drug stores..... | (NA) | 24 | (NA) | 2,736 | 344 | 7,777 | 7,333 | 180 | 152 | (NA) |
| Proprietary stores..... | (NA) | ... | (NA) | ... | ... | ... | ... | ... | ... | (NA) |
| Other retail stores, total..... | 118 | 76 | 6,175 | (D) | (D) | (D) | (D) | (D) | (D) | (D) |
| Liquor stores..... | 19 | 13 | 1,097 | 921 | 48 | 904 | 878 | 22 | 20 | 24 |
| Fuel, ice dealers..... | 14 | 10 | 743 | 713 | 157 | 2,775 | 2,744 | 45 | 42 | 12 |
| Feed, farm, garden supply stores..... | 7 | 5 | 654 | (D) | (D) | (D) | (D) | (D) | (D) | (D) |
| Jewelry stores..... | 15 | 11 | 1,062 | 996 | 152 | 3,047 | 3,002 | 51 | 48 | 14 |
| Book, stationery stores..... | ... | ... | ... | ... | ... | ... | ... | ... | ... | ... |
| Other retail stores (except second-hand)..... | 40 | 32 | 1,990 | 1,884 | 250 | 5,085 | 4,824 | 114 | 97 | 45 |
| Second-hand stores..... | 7 | 5 | 369 | (D) | 07 | 1,921 | 1,883 | 48 | 46 | 12 |
| Nonstore retailers..... | 36 | 8 | 1,360 | 1,054 | 168 | 3,322 | 3,259 | 60 | 54 | 34 |

Standard Notes: (D) Withheld to avoid disclosure. (NA) Not available. n.e.c. Not elsewhere classified. XXX Not applicable. (Z) Less than \$500. ... Represents zero.
¹ Group totals may include data for establishments without payroll which could not be classified by detailed kind of business.

CONNECTICUT

CONNECTICUT (8 COUNTIES)



LEGEND

● PLACES OF 25,000 TO 100,000 .

★ PLACES OF 100,000 AND OVER

 STANDARD METROPOLITAN AREAS

CONTENTS

| <u>Table</u> | <u>Page</u> |
|--|-------------|
| 101. Retail Trade: 1954 - The State..... | 7-4 |
| 101A. Retail Trade: 1954 and 1948 - The State..... | 7-5 |
| 102. Retail Trade: 1954 - Counties; Cities of 2,500 Inhabitants or More..... | 7-6 |
| 102A. Retail Trade: 1948 - Counties; Cities of 2,500 Inhabitants or More..... | 7-7 |
| 103. Retail Trade: 1954 - Standard Metropolitan Areas..... | 7-8 |
| 103A. Retail Trade: 1948 - Standard Metropolitan Areas..... | 7-17 |
| 104. Retail Trade: 1954 - Counties With 500 Establishments or More.... | 7-18 |
| 105. Retail Trade: 1954 - Cities With 500 Establishments or More..... | 7-23 |

The following pages contain revisions of data previously published on the corresponding pages of Retail Trade Bulletin Series R-1: 7-12.

RETAIL TRADE—AREA STATISTICS

Table 101. RETAIL TRADE: 1954 — THE STATE
Establishments, Sales, Payroll, and Personnel, by Kind of Business

| Kind of business | Establishments | | Sales | | Payroll, entire year (\$1,000) | Payroll, workweek ended nearest Nov. 15 | | Paid employees, workweek ended nearest Nov. 15 | | Proprietors (unincorporated businesses only) ¹ (Number) |
|--|--------------------------------|--------------------------|---|--|-----------------------------------|---|----------------------------|--|---------------------------|---|
| | Total ¹ (Number) | With payroll (Number) | Total, all establishments ¹ (\$1,000) | Establishments with payroll (\$1,000) | | Total (Dollars) | Full workweek (Dollars) | Total (Number) | Full workweek (Number) | |
| Retail trade, total | 25,703 | 17,541 | 2,617,526 | 2,444,492 | 290,594 | 5,546,793 | 5,014,001 | 106,885 | 81,870 | 24,251 |
| Food Stores | | | | | | | | | | |
| Total | 5,153 | 2,981 | 638,468 | 579,144 | 41,992 | 806,622 | 694,768 | 16,597 | 11,501 | 5,261 |
| Grocery stores..... | 3,476 | 2,030 | 546,928 | 504,256 | 33,153 | 625,068 | 533,010 | 12,834 | 8,588 | 3,494 |
| Meat markets..... | 363 | 195 | 32,267 | 26,615 | 4,037 | 40,437 | 34,843 | 729 | 528 | 407 |
| Fish (seafood) markets..... | 88 | 44 | 5,568 | 4,782 | 5,334 | 7,640 | 6,857 | 138 | 107 | 96 |
| Fruit stores, vegetable markets..... | 259 | 93 | 9,795 | 6,489 | 588 | 12,270 | 10,907 | 262 | 188 | 296 |
| Candy, nut, confectionery stores..... | 234 | 134 | 8,072 | 5,992 | 552 | 10,519 | 8,878 | 327 | 229 | 220 |
| Bakery products stores..... | 370 | 286 | 16,786 | 15,508 | 3,758 | 80,758 | 73,117 | 1,687 | 1,378 | 381 |
| Bakeries, with baking on premises..... | (NA) | 250 | (NA) | 14,142 | 3,404 | 75,939 | 68,535 | 1,566 | 1,269 | (NA) |
| Bakeries, without baking on premises..... | (NA) | 36 | (NA) | 1,366 | 264 | 4,819 | 4,584 | 121 | 109 | (NA) |
| Delicatessen stores..... | 136 | 92 | 8,660 | 7,238 | 507 | 9,918 | 8,495 | 234 | 177 | 154 |
| Food stores, n.e.c..... | 213 | 107 | 10,142 | 8,264 | 1,042 | 20,212 | 18,661 | 386 | 314 | 199 |
| Eating, Drinking Places | | | | | | | | | | |
| Total | 4,566 | 3,724 | 190,099 | 178,725 | 36,475 | 733,239 | 645,197 | 18,538 | 13,765 | 4,858 |
| Eating places (except refreshment stands)..... | 2,526 | 1,976 | 125,775 | 118,213 | 27,029 | 543,178 | 484,295 | 13,470 | 10,318 | 2,719 |
| Restaurants, cafeterias..... | (NA) | 1,851 | (NA) | 108,098 | 24,201 | 489,592 | 435,598 | 12,165 | 9,285 | (NA) |
| Caterers..... | (NA) | 41 | (NA) | 1,805 | 316 | 4,326 | 2,145 | 194 | 62 | (NA) |
| In-plant food contractors..... | (NA) | 84 | (NA) | 8,310 | 24,512 | 49,260 | 46,552 | 971 | 971 | (NA) |
| Refreshment stands..... | 548 | 454 | 14,638 | 13,302 | 1,870 | 36,866 | 28,507 | 1,207 | 734 | 509 |
| Drinking places..... | 1,480 | 1,294 | 49,488 | 47,210 | 7,576 | 153,195 | 132,395 | 3,861 | 2,713 | 1,616 |
| General Merchandise Group | | | | | | | | | | |
| Total | 837 | 527 | 222,122 | 216,772 | 38,168 | 759,509 | 634,787 | 18,221 | 12,460 | 736 |
| Department stores..... | 35 | 35 | 118,688 | 118,688 | 22,749 | 457,764 | 387,588 | 10,229 | 7,298 | 1 |
| Dry goods, general merchandise stores..... | 426 | 246 | 45,466 | 42,828 | 6,668 | 132,553 | 116,193 | 2,875 | 2,079 | 402 |
| General stores..... | 81 | 43 | 3,939 | 2,941 | 187 | 3,562 | 3,112 | 94 | 68 | 85 |
| Variety stores..... | 285 | 203 | 53,773 | 52,315 | 8,564 | 165,630 | 127,894 | 5,023 | 3,015 | 238 |
| Apparel, Accessories Stores | | | | | | | | | | |
| Total | 2,315 | 1,889 | 194,746 | 188,450 | 28,031 | 525,879 | 473,152 | 10,862 | 8,150 | 1,821 |
| Shoe stores..... | 407 | 351 | 31,625 | 30,437 | 4,028 | 74,101 | 66,162 | 1,371 | 1,004 | 228 |
| Men's shoe stores..... | (NA) | 49 | (NA) | 3,425 | 384 | 7,131 | 6,739 | 108 | 96 | (NA) |
| Women's shoe stores..... | (NA) | 87 | (NA) | 9,201 | 1,378 | 25,527 | 22,830 | 462 | 336 | (NA) |
| Children's, juveniles' shoe stores..... | (NA) | 7 | (NA) | 450 | 44 | 748 | 674 | 21 | 13 | (NA) |
| Family shoe stores..... | (NA) | 208 | (NA) | 17,361 | 2,222 | 40,695 | 35,919 | 780 | 569 | (NA) |
| Men's, boys' clothing and furnishings stores..... | (NA) | 377 | (NA) | 38,741 | 5,805 | 105,704 | 96,960 | 1,742 | 1,331 | (NA) |
| Men's, boys' clothing stores..... | (NA) | 275 | (NA) | 31,990 | 5,080 | 93,172 | 85,294 | 1,490 | 1,129 | (NA) |
| Men's, boys' furnishings stores..... | (NA) | 102 | (NA) | 6,751 | 725 | 12,532 | 11,666 | 252 | 202 | (NA) |
| Family clothing stores..... | (NA) | 137 | (NA) | 25,077 | 3,617 | 65,739 | 57,726 | 1,540 | 1,050 | (NA) |
| Women's clothing, specialty stores..... | 908 | 770 | 75,928 | 74,440 | 11,421 | 215,420 | 193,763 | 4,952 | 3,812 | 722 |
| Ready-to-wear stores..... | (NA) | 521 | (NA) | 60,841 | 9,457 | 179,227 | 161,495 | 4,121 | 3,189 | (NA) |
| Millinery stores..... | (NA) | 92 | (NA) | 3,119 | 529 | 10,255 | 9,161 | 269 | 200 | (NA) |
| Clothing, specialty stores, n.e.c..... | (NA) | 157 | (NA) | 10,480 | 1,435 | 25,938 | 23,107 | 562 | 423 | (NA) |
| Children's, infants' wear stores..... | 168 | 132 | 12,122 | 11,519 | 1,459 | 27,830 | 23,784 | 716 | 483 | 164 |
| Apparel stores, n.e.c..... | 178 | 122 | 8,684 | 8,236 | 1,701 | 37,085 | 34,757 | 541 | 470 | 153 |
| Furniture, Home Furnishings, Appliance Dealers | | | | | | | | | | |
| Total | 1,600 | 1,209 | 149,418 | 143,522 | 22,306 | 427,560 | 407,250 | 6,479 | 5,704 | 1,292 |
| Furniture, home furnishings stores..... | 863 | 661 | 84,487 | 81,737 | 13,379 | 261,703 | 250,869 | 3,840 | 3,442 | 680 |
| Furniture stores..... | (NA) | 343 | (NA) | 59,739 | 9,846 | 191,850 | 184,496 | 2,681 | 2,416 | (NA) |
| Floor covering stores..... | (NA) | 115 | (NA) | 10,032 | 1,716 | 32,898 | 31,824 | 452 | 419 | (NA) |
| Home furnishings stores, n.e.c., antique stores..... | (NA) | 203 | (NA) | 11,966 | 1,817 | 36,955 | 34,547 | 707 | 607 | (NA) |
| Household appliance, radio, TV stores..... | 734 | 548 | 64,729 | 61,785 | 8,927 | 165,857 | 156,138 | 2,639 | 2,262 | 591 |
| Household appliance stores..... | (NA) | 190 | (NA) | 20,370 | 3,252 | 57,193 | 55,286 | 883 | 611 | (NA) |
| Appliance, radio, TV stores..... | (NA) | 231 | (NA) | 33,008 | 4,338 | 82,653 | 77,285 | 1,289 | 1,080 | (NA) |
| Radio, TV stores..... | (NA) | 127 | (NA) | 8,407 | 1,337 | 26,011 | 23,810 | 467 | 371 | (NA) |
| Automotive Group | | | | | | | | | | |
| Total | 1,136 | 998 | 441,361 | 438,171 | 45,118 | 810,878 | 792,647 | 10,802 | 10,122 | 692 |
| Passenger car dealers (franchised)..... | 541 | 535 | 375,695 | 375,601 | 38,588 | 692,018 | 680,425 | 8,943 | 8,526 | 207 |
| Passenger car dealers (nonfranchised)..... | 263 | 205 | 33,159 | 31,411 | 2,077 | 36,782 | 35,137 | 558 | 485 | 242 |
| Tire, battery, accessory dealers..... | 244 | 202 | 24,493 | 23,605 | 3,702 | 69,274 | 64,911 | 1,099 | 928 | 170 |
| Motorcycle, aircraft, boat dealers..... | 61 | 41 | 5,373 | 5,055 | 477 | 8,971 | 8,683 | 143 | 132 | 51 |
| Household trailer dealers..... | 2 | 13 | (D) | (D) | (D) | (D) | (D) | (D) | (D) | (D) |
| Automotive dealers, n.e.c..... | 21 | 2 | (D) | (D) | (D) | (D) | (D) | (D) | (D) | (D) |
| Gasoline Service Stations | | | | | | | | | | |
| Total | 2,331 | 1,671 | 142,899 | 125,109 | 10,369 | 208,482 | 179,852 | 4,335 | 2,968 | 2,586 |
| Lumber, Bldg. Mats., Hardware, Farm Equipment Dealers | | | | | | | | | | |
| Total | 1,049 | 837 | 180,927 | 176,851 | 24,110 | 445,211 | 429,776 | 6,052 | 5,516 | 758 |
| Farm equipment dealers..... | 62 | 54 | 9,139 | 9,001 | 1,197 | 21,238 | 20,806 | 307 | 289 | 46 |
| Lumber, building materials dealers..... | 340 | 286 | 118,688 | 117,918 | 15,356 | 283,063 | 274,944 | 3,540 | 3,321 | 161 |
| Paint, glass, wallpaper stores..... | 164 | 128 | 10,313 | 9,733 | 1,468 | 27,836 | 27,060 | 410 | 379 | 114 |
| Plumbing, electrical supply stores..... | 80 | 72 | 9,821 | 9,535 | 1,826 | 36,912 | 35,801 | 457 | 429 | 83 |
| Hardware stores..... | 401 | 297 | 32,958 | 30,664 | 4,263 | 76,162 | 71,165 | 1,338 | 1,098 | 352 |
| Drug Stores, Proprietary Stores | | | | | | | | | | |
| Total | 920 | 854 | 85,703 | 84,093 | 9,891 | 188,000 | 154,704 | 4,231 | 2,646 | 808 |
| Drug stores..... | (NA) | 768 | (NA) | 78,795 | 9,446 | 180,054 | 147,903 | 4,003 | 2,479 | (NA) |
| Proprietary stores..... | (NA) | 86 | (NA) | 5,298 | 445 | 7,946 | 6,801 | 228 | 167 | (NA) |
| Other Retail Stores | | | | | | | | | | |
| Total | 4,451 | 2,529 | 323,053 | 277,259 | 27,975 | 531,836 | 497,274 | 9,037 | 7,490 | 4,140 |
| Liquor stores..... | 1,335 | 665 | 73,775 | 49,487 | 2,647 | 48,921 | 43,254 | 971 | 689 | 1,241 |
| Fuel, ice dealers..... | 803 | 431 | 98,189 | 90,469 | 9,624 | 183,942 | 176,704 | 2,636 | 2,361 | 729 |
| Fuel dealers (coal, wood)..... | (NA) | 60 | (NA) | 12,969 | 1,190 | 24,092 | 23,095 | 377 | 344 | (NA) |
| Liquefied petroleum gas dealers..... | (NA) | 28 | (NA) | (D) | (D) | (D) | (D) | (D) | (D) | (NA) |
| Fuel oil dealers..... | (NA) | 337 | (NA) | 72,082 | 7,522 | 143,570 | 137,740 | 2,033 | 1,810 | (NA) |
| Ice dealers..... | (NA) | 6 | (NA) | (D) | (D) | (D) | (D) | (D) | (D) | (NA) |
| Hay, grain, feed stores..... | 147 | 135 | 52,251 | 51,851 | 2,596 | 51,452 | 48,891 | 779 | 693 | 72 |
| Farm, garden supply stores..... | 73 | 37 | 4,382 | 3,926 | 739 | 12,537 | 11,856 | 176 | 148 | 72 |

Standard Notes: (D) Withheld to avoid disclosure. (NA) Not available. n.e.c. Not elsewhere classified. XXX Not applicable. (Z) Less than \$500. ... Represents zero.
¹ Group totals may include data for establishments without payroll which could not be classified by detailed kind of business.

Table 101. RETAIL TRADE: 1954 — THE STATE — Continued

Establishments, Sales, Payroll, and Personnel, by Kind of Business

| Kind of business | Establishments | | Sales | | Payroll, entire year (\$1,000) | Payroll, workweek ended nearest Nov. 15 | | Paid employees, workweek ended nearest Nov. 15 | | Proprietors (unincorporated businesses only) ¹ (Number) |
|--|--------------------|--------------|--|-----------------------------|-----------------------------------|---|---------------|--|---------------|---|
| | Total ¹ | With payroll | Total, all establishments ¹ | Establishments with payroll | | Total | Full workweek | Total | Full workweek | |
| | (Number) | (Number) | (\$1,000) | (\$1,000) | | (Dollars) | (Dollars) | (Number) | (Number) | |
| Other Retail Stores—Con. | | | | | | | | | | |
| Jewelry stores..... | 303 | 215 | 21,869 | 20,791 | 3,953 | 74,410 | 70,849 | 1,166 | 1,021 | 235 |
| Book stores..... | 37 | 29 | 2,730 | 2,696 | 255 | 5,147 | 4,580 | 113 | 87 | 32 |
| Stationery stores..... | 119 | 85 | 8,319 | 7,485 | 1,082 | 20,680 | 19,422 | 390 | 336 | 114 |
| Sporting goods stores..... | 144 | 86 | 7,914 | 6,968 | 796 | 15,806 | 14,138 | 304 | 244 | 130 |
| Bicycle stores..... | 21 | 9 | 428 | 282 | 33 | 578 | 548 | 13 | 12 | 21 |
| Florists..... | 221 | 151 | 6,825 | 5,745 | 1,046 | 18,517 | 16,973 | 402 | 317 | 240 |
| Cigar stores, stands..... | 123 | 59 | 4,909 | 3,565 | 202 | 4,082 | 3,136 | 115 | 71 | 135 |
| News dealers, newsstands..... | 137 | 71 | 5,764 | 3,930 | 319 | 6,214 | 4,878 | 190 | 115 | 143 |
| Gift, novelty, souvenir stores..... | 205 | 111 | 4,872 | 3,874 | 414 | 8,571 | 6,645 | 252 | 151 | 222 |
| Music stores..... | 99 | 71 | 4,983 | 4,477 | 580 | 10,210 | 9,414 | 219 | 168 | 77 |
| Camera, photographic supply stores..... | 61 | 51 | 4,163 | 3,919 | 480 | 8,992 | 8,489 | 149 | 129 | 58 |
| Luggage, leather goods stores..... | 25 | 19 | 1,936 | 1,720 | 238 | 4,320 | 4,147 | 86 | 73 | 27 |
| Optical goods stores..... | 52 | 38 | 2,476 | 2,320 | 731 | 13,693 | 13,410 | 186 | 175 | 38 |
| Office, store machine and equipment dealers..... | 40 | 30 | 1,976 | 1,680 | 287 | 5,821 | 5,426 | 91 | 80 | 35 |
| Retail stores (except second-hand) n.e.c..... | 162 | 162 | 7,718 | 7,718 | 1,120 | 22,143 | 19,399 | 464 | 325 | 126 |
| Second-hand stores..... | 122 | 74 | 4,760 | 4,356 | 833 | 15,800 | 15,106 | 335 | 295 | 129 |
| Nonstore Retailers | | | | | | | | | | |
| Total..... | 1,336 | 322 | 48,730 | 36,396 | 6,159 | 109,577 | 104,594 | 1,731 | 1,548 | 1,299 |
| Mail order houses..... | 37 | 29 | (D) | 4,283 | 498 | 10,167 | 9,107 | 197 | 155 | 27 |
| Direct selling (house-to-house) organizations..... | 1,168 | 204 | 32,378 | 21,140 | 4,762 | 83,311 | 79,815 | 1,303 | 1,185 | 1,195 |
| Merchandise vending machine operators..... | 131 | 89 | (D) | 10,973 | 899 | 16,099 | 15,672 | 231 | 208 | 77 |

Standard Notes: (D) Withheld to avoid disclosure. (NA) Not available. n.e.c. Not elsewhere classified. XXX Not applicable. (Z) Less than \$500. ... Represents zero.

¹ Group totals may include data for establishments without payroll which could not be classified by detailed kind of business.

Table 101A. RETAIL TRADE: 1954 AND 1948¹ — THE STATE

Establishments and Sales by Kind of Business

| Kind of business | 1954 | | | | 1948 ¹ | | | |
|---|--------------------|--------------|--|-----------------------------|-------------------|--------------|---------------------------|-----------------------------|
| | Establishments | | Sales | | Establishments | | Sales | |
| | Total ² | With payroll | Total, all establishments ² | Establishments with payroll | Total | With payroll | Total, all establishments | Establishments with payroll |
| | (Number) | (Number) | (\$1,000) | (\$1,000) | (Number) | (Number) | (\$1,000) | (\$1,000) |
| Retail trade, total..... | 25,703 | 17,541 | 2,617,526 | 2,444,492 | 25,431 | 16,418 | 1,927,251 | 1,737,212 |
| Food stores, total..... | 5,153 | 2,981 | 638,468 | 579,144 | 6,398 | 3,257 | 478,276 | 400,203 |
| Grocery stores..... | 3,476 | 2,030 | 546,928 | 504,256 | 4,634 | 2,241 | 405,325 | 343,068 |
| Other food stores..... | 1,663 | 951 | 91,310 | 74,888 | 1,764 | 1,016 | 72,951 | 57,135 |
| Eating, drinking places, total..... | 4,566 | 3,724 | 190,099 | 178,725 | 4,778 | 3,550 | 149,781 | 135,772 |
| Eating places..... | 3,074 | 2,430 | 140,413 | 131,515 | 2,782 | 2,067 | 95,135 | 87,265 |
| Drinking places..... | 1,480 | 1,294 | 49,488 | 47,210 | 1,996 | 1,483 | 54,646 | 48,507 |
| General merchandise group..... | 837 | 527 | 222,122 | 216,772 | 675 | 449 | 172,167 | 168,794 |
| Apparel, accessories stores, total..... | 2,315 | 1,889 | 194,746 | 188,450 | 2,170 | 1,624 | 173,620 | 164,690 |
| Shoe stores..... | 407 | 351 | 31,625 | 30,437 | 350 | 273 | 25,311 | 23,637 |
| Other apparel stores..... | 1,870 | 1,538 | 162,607 | 158,013 | 1,820 | 1,351 | 148,309 | 141,053 |
| Furniture, home furnishings, appliance dealers..... | 1,609 | 1,209 | 149,418 | 143,522 | 1,317 | 956 | 103,144 | 97,227 |
| Automotive group..... | 1,136 | 998 | 441,361 | 438,171 | 1,110 | 954 | 278,413 | 271,843 |
| Gasoline service stations..... | 2,331 | 1,671 | 142,899 | 125,109 | 2,584 | 1,518 | 94,466 | 72,635 |
| Lumber, bldg. mats., hardware, farm equip. dealers, total..... | 1,049 | 837 | 180,927 | 176,851 | 980 | 788 | 147,061 | 143,307 |
| Farm equipment dealers..... | 62 | 54 | 9,139 | 9,001 | 41 | 35 | 6,917 | 6,800 |
| Lumber, bldg. mats., supplies, equipment, hardware dealers..... | 985 | 783 | 171,780 | 167,850 | 939 | 753 | 140,144 | 136,507 |
| Drug stores, proprietary stores, total..... | 920 | 854 | 85,703 | 84,093 | 932 | 817 | 63,577 | 60,629 |
| Drug stores..... | (NA) | 768 | (NA) | 78,795 | 792 | 707 | 57,007 | 54,627 |
| Proprietary stores..... | (NA) | 86 | (NA) | 5,298 | 140 | 110 | 6,570 | 6,002 |
| Other retail stores, total..... | 4,451 | 2,529 | 323,053 | 277,259 | 4,385 | 2,417 | 251,379 | 206,939 |
| Liquor stores..... | 1,335 | 665 | 73,775 | 49,487 | 1,587 | 588 | 58,615 | 29,622 |
| Fuel, ice dealers..... | 803 | 431 | 98,189 | 90,469 | 527 | 420 | 68,955 | 65,723 |
| Feed, farm, garden supply stores..... | 220 | 172 | 56,633 | 55,777 | 195 | 172 | 44,107 | 43,160 |
| Jewelry stores..... | 303 | 215 | 21,869 | 20,791 | 255 | 194 | 16,643 | 15,745 |
| Other retail stores..... | 1,568 | 1,046 | 69,373 | 60,735 | 1,821 | 1,043 | 63,059 | 52,689 |
| Nonstore retailers..... | 1,336 | 322 | 48,730 | 36,396 | 1,021 | 88 | 15,367 | 15,173 |

Standard Notes: (D) Withheld to avoid disclosure. (NA) Not available. ... Represents zero.

¹ Data in this table differ from those which appeared in the publications of the 1948 Census of Retail Trade. For a description of the adjustments see Comparison of 1948 and 1954 Censuses in the Introduction.

² Group totals may include data for establishments without payroll which could not be classified by detailed kind of business.

RETAIL TRADE—AREA STATISTICS

Table 102. RETAIL TRADE: 1954 — COUNTIES;
Total Retail — Establishments, Sales, Payroll, and Personnel;

| Line No. | County and city | Total | | | | | | | Kind-of-business group | | | | |
|----------|--------------------------|----------------|-----------------------|-------------------------------------|---------------------------------------|-----------------------------------|--|------------------------|--|-------------------------|-----------------|-------------------------|-----------------|
| | | Establishments | | Sales | | Payroll, entire year (\$1,000) | Paid employees, workweek ended nearest Nov. 15 | | Proprietors (unincorporated businesses only) (Number) | Food stores | | Eating, drinking places | |
| | | Total (Number) | With payroll (Number) | Total, all establishments (\$1,000) | Establishments with payroll (\$1,000) | | Total (Number) | Full workweek (Number) | | Establishments (Number) | Sales (\$1,000) | Establishments (Number) | Sales (\$1,000) |
| 1 | Connecticut, total..... | 25,703 | 17,541 | 2,617,526 | 2,444,492 | 290,594 | 106,885 | 81,870 | 24,251 | 5,153 | 638,468 | 4,566 | 190,099 |
| 2 | Fairfield County..... | 6,600 | 4,586 | 709,446 | 663,496 | 79,066 | 27,548 | 21,705 | 6,152 | 1,316 | 184,525 | 1,110 | 49,227 |
| 3 | Bridgeport..... | 2,177 | 1,503 | 226,956 | 212,386 | 27,984 | 10,399 | 8,243 | 2,052 | 538 | 56,547 | 391 | 17,169 |
| 4 | Danbury..... | 441 | 311 | 48,373 | 45,467 | 5,136 | 1,836 | 1,448 | 419 | 80 | 12,631 | 80 | 2,526 |
| 5 | Norwalk..... | 686 | 486 | 73,252 | 68,056 | 7,489 | 2,420 | 1,928 | 650 | 135 | 21,980 | 110 | 4,486 |
| 6 | Shelton..... | 144 | 82 | 9,497 | 8,385 | 676 | 281 | 204 | 150 | 30 | 2,612 | 25 | 861 |
| 7 | Stamford..... | 1,087 | 749 | 127,546 | 119,804 | 14,619 | 5,092 | 3,819 | 947 | 189 | 30,646 | 181 | 7,326 |
| 8 | Remainder of County..... | 2,065 | 1,455 | 223,822 | 209,398 | 23,162 | 7,520 | 6,063 | 1,934 | 344 | 60,109 | 323 | 16,859 |
| 9 | Hartford County..... | 6,201 | 4,373 | 748,696 | 709,230 | 90,229 | 33,835 | 25,091 | 5,673 | 1,149 | 166,953 | 1,111 | 57,130 |
| 10 | Bristol..... | 454 | 314 | 39,931 | 37,633 | 4,101 | 1,511 | 1,094 | 437 | 82 | 11,304 | 79 | 2,439 |
| 11 | Hartford..... | 2,345 | 1,663 | 325,052 | 310,838 | 46,325 | 16,963 | 12,969 | 2,050 | 442 | 54,316 | 439 | 23,997 |
| 12 | New Britain..... | 880 | 584 | 90,426 | 83,576 | 10,296 | 3,983 | 2,831 | 839 | 180 | 22,645 | 153 | 5,837 |
| 13 | Remainder of County..... | 2,522 | 1,812 | 293,287 | 277,183 | 29,507 | 11,378 | 8,197 | 2,347 | 445 | 78,688 | 440 | 24,857 |
| 14 | Litchfield County..... | 1,360 | 916 | 112,887 | 104,479 | 10,522 | 4,070 | 3,090 | 1,310 | 257 | 30,642 | 207 | 6,069 |
| 15 | Torrington..... | 451 | 299 | 38,081 | 34,865 | 3,763 | 1,519 | 1,075 | 426 | 97 | 10,355 | 65 | 1,726 |
| 16 | Winsted..... | 130 | 96 | 12,264 | 11,504 | 1,209 | 442 | 351 | 125 | 30 | 3,691 | 19 | 567 |
| 17 | Remainder of County..... | 779 | 521 | 62,542 | 58,110 | 5,550 | 2,109 | 1,664 | 759 | 130 | 16,596 | 123 | 3,776 |
| 18 | Middlesex County..... | 862 | 60 | 81,194 | 74,956 | 7,964 | 2,951 | 2,164 | 825 | 152 | 18,569 | 162 | 5,293 |
| 19 | Middletown..... | 341 | 263 | 39,653 | 37,803 | 4,723 | 1,787 | 1,327 | 291 | 60 | 7,319 | 65 | 2,326 |
| 20 | Remainder of County..... | 521 | 339 | 41,541 | 37,153 | 3,241 | 1,164 | 827 | 534 | 92 | 11,250 | 97 | 2,967 |
| 21 | New Haven County..... | 7,476 | 4,894 | 682,993 | 630,489 | 76,156 | 28,353 | 21,933 | 7,182 | 1,649 | 169,216 | 1,421 | 55,229 |
| 22 | Ansonia..... | 261 | 171 | 22,004 | 20,132 | 2,100 | 806 | 599 | 271 | 58 | 6,089 | 50 | 1,100 |
| 23 | Branford..... | 75 | 57 | 9,583 | 9,219 | 765 | 285 | 214 | 65 | 17 | 3,464 | 12 | 374 |
| 24 | Derby..... | 193 | 137 | 15,928 | 14,648 | 1,652 | 582 | 466 | 182 | 39 | 2,368 | 35 | 915 |
| 25 | Meriden..... | 625 | 425 | 54,330 | 50,296 | 6,013 | 2,323 | 1,635 | 609 | 131 | 13,353 | 120 | 4,662 |
| 26 | Naugatuck..... | 224 | 144 | 19,149 | 17,741 | 1,837 | 678 | 518 | 227 | 33 | 5,274 | 52 | 1,655 |
| 27 | New Haven..... | 2,592 | 1,702 | 247,810 | 229,602 | 30,476 | 11,098 | 9,038 | 2,431 | 594 | 50,383 | 469 | 19,631 |
| 28 | Wallingford..... | 219 | 137 | 20,502 | 18,872 | 1,776 | 631 | 492 | 230 | 52 | 5,018 | 31 | 1,070 |
| 29 | Waterbury..... | 1,399 | 923 | 138,115 | 128,423 | 16,837 | 6,112 | 4,696 | 1,307 | 338 | 35,890 | 266 | 9,769 |
| 30 | Remainder of County..... | 1,888 | 1,198 | 155,572 | 141,556 | 14,700 | 5,838 | 4,275 | 1,860 | 387 | 47,377 | 386 | 16,046 |
| 31 | New London County..... | 1,858 | 1,292 | 175,131 | 164,413 | 17,339 | 6,433 | 5,132 | 1,811 | 361 | 41,551 | 348 | 11,115 |
| 32 | Groton..... | 78 | 58 | 8,497 | 8,125 | 686 | 269 | 234 | 74 | 12 | 1,636 | 24 | 718 |
| 33 | Jewett City..... | 85 | 53 | 6,200 | 5,408 | 498 | 193 | 135 | 94 | 15 | 1,813 | 15 | 366 |
| 34 | New London..... | 566 | 410 | 60,404 | 57,642 | 6,922 | 2,472 | 2,019 | 520 | 112 | 13,193 | 109 | 4,037 |
| 35 | Norwich..... | 483 | 337 | 48,208 | 45,622 | 5,280 | 1,945 | 1,555 | 457 | 92 | 10,974 | 65 | 2,061 |
| 36 | Remainder of County..... | 646 | 434 | 51,822 | 47,616 | 3,953 | 1,554 | 1,189 | 666 | 130 | 13,935 | 135 | 3,933 |
| 37 | Tolland County..... | 426 | 286 | 31,626 | 28,456 | 2,657 | 1,130 | 752 | 411 | 77 | 8,014 | 65 | 2,175 |
| 38 | Rockville..... | 149 | 109 | 13,676 | 12,936 | 1,190 | 450 | 290 | 137 | 28 | 3,833 | 18 | 641 |
| 39 | Stafford Springs..... | 82 | 50 | 6,216 | 5,348 | 511 | 185 | 142 | 73 | 15 | 1,938 | 10 | 280 |
| 40 | Remainder of County..... | 195 | 127 | 11,734 | 10,172 | 956 | 495 | 320 | 201 | 34 | 2,243 | 37 | 1,254 |
| 41 | Windham County..... | 920 | 592 | 75,553 | 68,973 | 6,661 | 2,565 | 2,003 | 887 | 192 | 18,998 | 142 | 3,861 |
| 42 | Danielson..... | 123 | 85 | 10,256 | 9,266 | 934 | 387 | 308 | 110 | 19 | 2,736 | 13 | 421 |
| 43 | Putnam..... | 169 | 123 | 13,756 | 12,898 | 1,284 | 503 | 397 | 148 | 40 | 4,018 | 21 | 438 |
| 44 | Willimantic..... | 257 | 203 | 31,765 | 30,659 | 3,228 | 1,195 | 930 | 233 | 45 | 7,599 | 43 | 1,691 |
| 45 | Remainder of County..... | 371 | 181 | 19,776 | 16,150 | 1,215 | 480 | 368 | 396 | 88 | 4,645 | 65 | 1,311 |

Standard Notes: (D) Withheld to avoid disclosure. (NA) Not available. XXX Not applicable. (Z) Less than \$500. ... Represents zero.

CITIES OF 2,500 INHABITANTS OR MORE

Kind-of-Business Group — Establishments and Sales

| Kind-of-business group—Continued | | | | | | | | | | | | | | | | | | Line No. |
|----------------------------------|-----------------|-----------------------------|-----------------|--|-----------------|----------------------|-----------------|---------------------------|-----------------|--|-----------------|---------------------------------|-----------------|-------------------------|-----------------|-------------------------|-----------------|----------|
| General merchandise group | | Apparel, accessories stores | | Furniture, home furnishings, appliance dealers | | Automotive group | | Gasoline service stations | | Lumber, bldg. matls., hardware, farm equipment dealers | | Drug stores, proprietary stores | | Other retail stores | | Nonstore retailers | | |
| Establishments (Number) | Sales (\$1,000) | Establishments (Number) | Sales (\$1,000) | Establishments (Number) | Sales (\$1,000) | Establishments (No.) | Sales (\$1,000) | Establishments (Number) | Sales (\$1,000) | Establishments (Number) | Sales (\$1,000) | Establishments (No.) | Sales (\$1,000) | Establishments (Number) | Sales (\$1,000) | Establishments (Number) | Sales (\$1,000) | |
| 837 | 222,122 | 2,315 | 194,746 | 1,609 | 149,418 | 1,136 | 441,361 | 2,331 | 142,899 | 1,049 | 180,927 | 920 | 85,703 | 4,451 | 323,053 | 1,336 | 48,730 | 1 |
| 201 | 55,428 | 684 | 53,722 | 427 | 41,497 | 248 | 115,205 | 564 | 35,277 | 297 | 59,722 | 231 | 22,432 | 1,193 | 80,231 | 339 | 12,180 | 2 |
| 73 | 29,143 | 214 | 21,020 | 134 | 17,133 | 58 | 25,264 | 153 | 9,199 | 71 | 14,940 | 92 | 8,908 | 346 | 20,835 | 107 | 6,798 | 3 |
| 16 | 4,046 | 53 | 3,752 | 37 | 3,182 | 20 | 9,103 | 28 | 2,353 | 22 | 4,533 | 14 | 1,229 | 74 | 4,752 | 17 | 263 | 4 |
| 25 | 3,050 | 86 | 4,602 | 43 | 5,708 | 27 | 13,799 | 54 | 3,401 | 30 | 5,226 | 18 | 1,558 | 130 | 8,543 | 28 | 899 | 5 |
| | (D) | 9 | 398 | 3 | 182 | 8 | 1,639 | 14 | 759 | 15 | 1,750 | 7 | 270 | 24 | (D) | 7 | 133 | 6 |
| 32 | 15,046 | 144 | 12,786 | 67 | 6,634 | 42 | 19,455 | 99 | 5,302 | 41 | 11,133 | 31 | 3,601 | 203 | 13,450 | 28 | 2,187 | 7 |
| 53 | 174 | 178 | 11,164 | 143 | 8,658 | 93 | 45,945 | 216 | 14,263 | 108 | 22,160 | 69 | 6,866 | 416 | (D) | 122 | 1,897 | 8 |
| 200 | 88,836 | 531 | 52,191 | 426 | 43,210 | 258 | 124,975 | 582 | 41,834 | 241 | 41,221 | 252 | 27,588 | 1,057 | 89,415 | 394 | 15,343 | 9 |
| 15 | 1,725 | 57 | 2,705 | 31 | 2,959 | 17 | 7,763 | 35 | 2,153 | 12 | 2,066 | 17 | 1,263 | 91 | 5,140 | 18 | 414 | 10 |
| 75 | 65,227 | 234 | 28,650 | 164 | 19,145 | 81 | 45,897 | 160 | 10,797 | 65 | 12,750 | 109 | 12,790 | 410 | 41,065 | 166 | 10,418 | 11 |
| 21 | 5,346 | 89 | 10,549 | 61 | 8,548 | 30 | 14,296 | 65 | 3,419 | 22 | 3,457 | 32 | 2,789 | 176 | 12,210 | 51 | 1,330 | 12 |
| 89 | 16,538 | 151 | 10,287 | 170 | 12,558 | 130 | 57,019 | 322 | 25,665 | 142 | 22,948 | 94 | 10,746 | 380 | 31,000 | 159 | 3,181 | 13 |
| 48 | 4,791 | 112 | 6,823 | 81 | 4,142 | 82 | 22,374 | 140 | 6,193 | 77 | 12,060 | 47 | 3,695 | 234 | 14,795 | 75 | 1,303 | 14 |
| 11 | 2,793 | 51 | 3,970 | 37 | 1,786 | 24 | 7,242 | 38 | 1,704 | 20 | 2,924 | 11 | 900 | 68 | 4,088 | 29 | 593 | 15 |
| 5 | 655 | 10 | 574 | 5 | 500 | 11 | 3,566 | 4 | 464 | 4 | 541 | 5 | 404 | 22 | 1,020 | 10 | 282 | 16 |
| 32 | 1,343 | 51 | 2,279 | 39 | 1,856 | 47 | 11,566 | 93 | 4,025 | 53 | 8,595 | 31 | 2,391 | 144 | 9,687 | 36 | 428 | 17 |
| 42 | 6,409 | 47 | 4,539 | 57 | 3,796 | 47 | 16,912 | 90 | 5,076 | 38 | 7,425 | 32 | 2,824 | 159 | 9,423 | 36 | 928 | 18 |
| 11 | 4,494 | 32 | 3,917 | 19 | 1,974 | 15 | 8,938 | 22 | 1,972 | 15 | 3,546 | 13 | 1,172 | 67 | 3,236 | 22 | 759 | 19 |
| 31 | 1,915 | 15 | 622 | 38 | 1,822 | 32 | 7,974 | 68 | 3,104 | 23 | 3,879 | 19 | 1,652 | 92 | 6,187 | 14 | 169 | 20 |
| 226 | 47,879 | 708 | 64,024 | 416 | 42,999 | 315 | 111,996 | 600 | 36,090 | 262 | 41,487 | 276 | 22,247 | 1,241 | 76,359 | 362 | 15,467 | 21 |
| 10 | 1,328 | 7 | 2,164 | 14 | 1,659 | 15 | 4,269 | 14 | 729 | 13 | 1,236 | 11 | 538 | 40 | 2,764 | 5 | 128 | 22 |
| 1 | (D) | 7 | 495 | 8 | 416 | 4 | 2,098 | 3 | 119 | 4 | 1,300 | 5 | 396 | 11 | (D) | 3 | 35 | 23 |
| 7 | 1,335 | 22 | 961 | 13 | 998 | 10 | 3,669 | 16 | 845 | 7 | 1,149 | 9 | 322 | 27 | 3,072 | 8 | 294 | 24 |
| 24 | 3,906 | 62 | 4,767 | 46 | 4,172 | 24 | 8,723 | 60 | 4,260 | 22 | 2,977 | 16 | 1,562 | 99 | 5,343 | 21 | 598 | 25 |
| 4 | 895 | 13 | 999 | 18 | 900 | 11 | 4,269 | 19 | 1,125 | 15 | 1,114 | 10 | 618 | 45 | (D) | 4 | (D) | 26 |
| 79 | 22,560 | 314 | 33,170 | 139 | 17,064 | 104 | 37,969 | 164 | 10,553 | 68 | 13,745 | 96 | 7,978 | 414 | 28,931 | 151 | 5,826 | 27 |
| 31 | 10,083 | 152 | 16,596 | 77 | 11,342 | 55 | 19,943 | 90 | 4,714 | 38 | 8,173 | 55 | 4,022 | 230 | 14,216 | 67 | 3,367 | 28 |
| 60 | (D) | 85 | 3,892 | 85 | 5,651 | 81 | 25,484 | 221 | 13,042 | 88 | 10,836 | 70 | 6,389 | 331 | (D) | 94 | (D) | 29 |
| 58 | 12,556 | 145 | 9,603 | 118 | 8,790 | 102 | 28,267 | 198 | 10,976 | 73 | 12,220 | 47 | 4,429 | 323 | 32,958 | 85 | 2,666 | 31 |
| .. | .. | 2 | 311 | 2 | 311 | 2 | (D) | 9 | 513 | 2 | (D) | 3 | (D) | 17 | 3,752 | 2 | (D) | 32 |
| 4 | 134 | 9 | 266 | 4 | 230 | 4 | 981 | 9 | 301 | 5 | (D) | 2 | (D) | 16 | 1,365 | 2 | (D) | 33 |
| 21 | 5,310 | 59 | 4,865 | 40 | 4,252 | 35 | 13,572 | 40 | 2,198 | 15 | 4,032 | 15 | 1,564 | 87 | 6,500 | 33 | 881 | 34 |
| 12 | 5,931 | 52 | 3,260 | 38 | 2,659 | 21 | 6,482 | 46 | 2,938 | 28 | 4,276 | 14 | 1,300 | 86 | 6,887 | 29 | 1,440 | 35 |
| 21 | 1,181 | 23 | (D) | 31 | 1,338 | 40 | (D) | 94 | 5,026 | 23 | 2,818 | 13 | 1,097 | 117 | 14,454 | 19 | 309 | 36 |
| 22 | 1,316 | 21 | 873 | 22 | 1,098 | 27 | 6,010 | 59 | 3,145 | 31 | 2,666 | 11 | 844 | 76 | 5,264 | 15 | 221 | 37 |
| 6 | 543 | 14 | 624 | 10 | 620 | 12 | 3,020 | 11 | 639 | 9 | 740 | 3 | 387 | 34 | 2,589 | 4 | 40 | 38 |
| 4 | 166 | 5 | (D) | 2 | (D) | 7 | 1,318 | 8 | 307 | 9 | 714 | 3 | 181 | 17 | 1,018 | 2 | (D) | 39 |
| 12 | 607 | 2 | (D) | 10 | (D) | 8 | 1,672 | 40 | 2,199 | 13 | 1,212 | 5 | 276 | 25 | 1,657 | 9 | (D) | 40 |
| 40 | 4,907 | 67 | 2,971 | 62 | 3,886 | 57 | 15,622 | 98 | 4,308 | 40 | 4,126 | 24 | 1,644 | 168 | 14,608 | 30 | 622 | 41 |
| 4 | 642 | 13 | 531 | 11 | 838 | 10 | 1,654 | 13 | 698 | 9 | 820 | 5 | 320 | 15 | 1,390 | 9 | 206 | 42 |
| 10 | 1,404 | 14 | 523 | 13 | 613 | 9 | 2,842 | 12 | 610 | 7 | 714 | 8 | (D) | 32 | 1,927 | 3 | 61 | 43 |
| 7 | 2,021 | 28 | 1,590 | 18 | 1,910 | 18 | 7,165 | 20 | 1,439 | 9 | 1,678 | 9 | 592 | 46 | 5,812 | 4 | 268 | 44 |
| 19 | 840 | 12 | 327 | 20 | 525 | 20 | 3,961 | 53 | 1,561 | 13 | 914 | 2 | (D) | 75 | 5,479 | 14 | 87 | 45 |

Table 102A. RETAIL TRADE: 1948¹— COUNTIES; CITIES OF 2,500 INHABITANTS OR MORE

Establishments and Sales

| County and city | Establishments, 1948 (Number) | Sales, 1948 (\$1,000) | County and city | Establishments, 1948 (Number) | Sales, 1948 (\$1,000) | County and city | Establishments, 1948 (Number) | Sales, 1948 (\$1,000) |
|--------------------------|-------------------------------|-----------------------|--------------------------|-------------------------------|-----------------------|--------------------------|-------------------------------|-----------------------|
| Connecticut, total..... | 25,431 | 1,927,251 | Litchfield County—Con. | | | New London County..... | 1,938 | 126,917 |
| Fairfield County..... | 6,411 | 518,700 | Winsted..... | 144 | 8,955 | Groton..... | 72 | 4,231 |
| Bridgeport..... | 2,416 | 206,762 | Remainder of County..... | 698 | 44,767 | Jewett City..... | 76 | 4,023 |
| Danbury..... | 442 | 35,650 | Middlesex County..... | 893 | 62,982 | New London..... | 582 | 47,061 |
| Norwalk..... | 687 | 50,677 | Middletown..... | 365 | 33,351 | Norwich..... | 412 | 34,734 |
| Shelton..... | 133 | 5,993 | Remainder of County..... | 528 | 29,631 | Remainder of County..... | 796 | 36,863 |
| Stamford..... | 874 | 80,821 | New Haven County..... | 7,511 | 509,911 | Tolland County..... | 437 | 22,684 |
| Remainder of County..... | 1,859 | 138,797 | Ansonia..... | 310 | 17,387 | Rockville..... | 149 | 9,543 |
| Hartford County..... | 6,015 | 540,658 | Branford..... | 69 | 5,103 | Stafford Springs..... | 88 | 5,246 |
| Bristol..... | 428 | 29,258 | Derby..... | 220 | 13,120 | Remainder of County..... | 200 | 7,595 |
| Hartford..... | 2,409 | 263,789 | Meriden..... | 625 | 43,334 | Windham County..... | 915 | 61,628 |
| New Britain..... | 945 | 71,324 | Naugatuck..... | 218 | 13,914 | Danielson..... | 106 | 7,340 |
| Remainder of County..... | 2,233 | 176,287 | New Haven..... | 2,730 | 204,061 | Putnam..... | 167 | 11,897 |
| Litchfield County..... | 1,311 | 83,771 | Wallingford..... | 232 | 14,988 | Williamantic..... | 268 | 24,405 |
| Torrington..... | 469 | 30,049 | Waterbury..... | 1,464 | 109,304 | Remainder of County..... | 374 | 17,986 |
| | | | Remainder of County..... | 1,643 | 88,700 | | | |

Standard Notes: (D) Withheld to avoid disclosure. (NA) Not available.
¹Data in this table differ from those which appeared in the publications of the 1948 Census of Retail Trade. For a description of the adjustments see Comparison of 1948 and 1954 Censuses in the Introduction.

Table 103. RETAIL TRADE: 1954 — STANDARD METROPOLITAN AREAS

Establishments, Sales, Payroll, and Personnel, by Kind of Business

| Standard metropolitan area and kind of business | Establishments | | Sales | | Payroll, entire year | Payroll, workweek ended nearest Nov. 15 | | Paid employees, workweek ended nearest Nov. 15 | | Proprietors (un- incorporated businesses only) (Number) |
|--|--------------------|-----------------|--|-------------------------------------|----------------------------|--|------------------|--|------------------|---|
| | Total ¹ | With payroll | Total, all establish- ments ¹ | Establish- ments with payroll | | Total | Full workweek | Total | Full workweek | |
| | (Number) | (Number) | (\$1,000) | (\$1,000) | (\$1,000) | (Dollars) | (Dollars) | (Number) | (Number) | |
| BRIDGEPORT STANDARD METROPOLITAN AREA—Consists of Bridgeport City, Fairfield, Stratford, and Trumbull towns in Fairfield County, and Milford town in New Haven County, Conn. | | | | | | | | | | |
| Retail trade, total..... | 3,142 | 2,128 | 324,706 | 302,876 | 37,213 | 707,174 | 646,536 | 13,531 | 10,652 | 2,994 |
| Food Stores | | | | | | | | | | |
| Total..... | 721 | 413 | 86,069 | 77,651 | 5,644 | 107,886 | 92,840 | 2,261 | 1,547 | 755 |
| Grocery stores..... | 480 | 252 | 71,022 | 64,198 | 4,046 | 75,662 | 64,154 | 1,572 | 1,030 | 517 |
| Meat markets..... | 58 | 38 | 6,438 | 5,860 | 453 | 8,914 | 7,569 | 167 | 114 | 57 |
| Fish (seafood) markets..... | 12 | 8 | 239 | 163 | 12 | 266 | 232 | 10 | 6 | 18 |
| Fruit stores, vegetable markets..... | 31 | 15 | 1,548 | (D) | 147 | 2,727 | 2,185 | 61 | 31 | 29 |
| Candy, nut, confectionery stores..... | 46 | 24 | 1,511 | 1,103 | 97 | 1,745 | 1,654 | 58 | 49 | 53 |
| Bakery products stores..... | 52 | 46 | 2,583 | 2,489 | 628 | 13,612 | 12,762 | 280 | 242 | 38 |
| Bakeries, with baking on premises..... | (NA) | 27 | (NA) | 1,749 | 482 | 11,020 | 10,273 | 213 | 181 | (NA) |
| Bakeries, without baking on premises..... | (NA) | 19 | (NA) | 740 | 146 | 2,592 | 2,489 | 67 | 61 | (NA) |
| Delicatessen stores..... | 14 | 12 | 1,086 | (D) | 89 | 1,583 | 1,387 | 34 | 24 | 16 |
| Food stores, n.e.c..... | 28 | 18 | 1,642 | 1,500 | 172 | 3,377 | 2,897 | 79 | 51 | 27 |
| Eating, Drinking Places | | | | | | | | | | |
| Total..... | 576 | 488 | 24,735 | 23,729 | 4,595 | 92,127 | 82,948 | 2,374 | 1,815 | 604 |
| Eating places (except refreshment stands)..... | 275 | 223 | 14,267 | 13,643 | 2,963 | 60,137 | 53,961 | 1,559 | 1,191 | 306 |
| Restaurants, cafeterias..... | (NA) | 202 | (NA) | 11,184 | 2,348 | 47,906 | 42,690 | 1,286 | 969 | (NA) |
| Caterers..... | (NA) | 7 | (NA) | 479 | 71 | 1,155 | 420 | 45 | 8 | (NA) |
| In-plant food contractors..... | (NA) | 14 | (NA) | 1,980 | 544 | 11,076 | 10,851 | 228 | 214 | (NA) |
| Refreshment stands..... | 69 | 57 | 1,682 | 1,550 | 240 | 4,131 | 3,424 | 116 | 73 | 50 |
| Drinking places..... | 232 | 208 | 8,786 | 8,536 | 1,392 | 27,859 | 25,563 | 699 | 551 | 248 |
| General Merchandise Group | | | | | | | | | | |
| Total..... | 111 | 55 | 31,901 | 30,963 | 5,336 | 105,980 | 93,082 | 2,509 | 1,924 | 97 |
| Department stores..... | 3 | 3 | (D) | (D) | (D) | (D) | (D) | (D) | (D) | (D) |
| Dry goods, general merchandise stores..... | 63 | 35 | 4,744 | 4,390 | 618 | 11,936 | 10,745 | 233 | 180 | 59 |
| General stores..... | 5 | 3 | (D) | (D) | (D) | (D) | (D) | (D) | (D) | (D) |
| Variety stores..... | 36 | 14 | 6,771 | 6,441 | 1,066 | 20,117 | 15,929 | 580 | 369 | 30 |
| Apparel, Accessories Stores | | | | | | | | | | |
| Total..... | 271 | 215 | 23,684 | 22,942 | 3,375 | 64,589 | 58,954 | 1,287 | 1,016 | 209 |
| Shoe stores..... | 49 | 37 | 3,877 | 3,641 | 483 | 8,898 | 8,001 | 162 | 126 | 29 |
| Men's shoe stores..... | (NA) | 6 | (NA) | 433 | 44 | 834 | 802 | 12 | 10 | (NA) |
| Women's shoe stores..... | (NA) | 12 | (NA) | 1,051 | 181 | 3,274 | 3,084 | 49 | 42 | (NA) |
| Children's, juveniles' shoe stores..... | (NA) | ••• | (NA) | ••• | ••• | ••• | ••• | ••• | ••• | (NA) |
| Family shoe stores..... | (NA) | 19 | (NA) | 2,157 | 258 | 4,790 | 4,115 | 101 | 74 | (NA) |
| Men's, boys' clothing and furnishings stores..... | (NA) | 42 | (NA) | 4,177 | 593 | 11,455 | 10,596 | 178 | 135 | (NA) |
| Men's, boys' clothing stores..... | (NA) | 31 | (NA) | 3,540 | 529 | 10,922 | 9,532 | 159 | 120 | (NA) |
| Men's, boys' furnishings stores..... | (NA) | 11 | (NA) | 637 | 64 | 1,133 | 1,064 | 19 | 15 | (NA) |
| Family clothing stores..... | (NA) | 14 | (NA) | 5,012 | 785 | 14,584 | 13,706 | 304 | 263 | (NA) |
| Women's clothing, specialty stores..... | 111 | 97 | 7,952 | 7,850 | 1,108 | 21,106 | 18,679 | 491 | 378 | 87 |
| Ready-to-wear stores..... | (NA) | 60 | (NA) | 5,696 | 813 | 15,544 | 14,025 | 355 | 284 | (NA) |
| Millinery stores..... | (NA) | 13 | (NA) | 615 | 100 | 1,933 | 1,712 | 49 | 35 | (NA) |
| Clothing, specialty stores, n.e.c..... | (NA) | 24 | (NA) | 1,539 | 191 | 3,629 | 2,942 | 87 | 59 | (NA) |
| Children's, infants' wear stores..... | 18 | 12 | 1,555 | 1,313 | 213 | 4,456 | 4,059 | 93 | 63 | 14 |
| Apparel stores, n.e.c..... | 17 | 13 | 969 | 949 | 193 | 4,090 | 3,911 | 59 | 51 | 13 |
| Furniture, Home Furnishings, Appliance Dealers | | | | | | | | | | |
| Total..... | 178 | 136 | 20,987 | 20,105 | 3,026 | 56,934 | 55,593 | 820 | 757 | 137 |
| Furniture, home furnishings stores..... | 91 | 69 | 11,460 | 10,880 | 1,787 | 34,519 | 34,123 | 620 | 442 | 66 |
| Furniture stores..... | (NA) | 35 | (NA) | 7,567 | 1,224 | 24,470 | 24,219 | 301 | 291 | (NA) |
| Floor covering stores..... | (NA) | 12 | (NA) | 1,715 | 292 | 5,207 | 5,205 | 72 | 70 | (NA) |
| Home furnishings stores, n.e.c., antique stores..... | (NA) | 22 | (NA) | 1,598 | 271 | 4,842 | 4,699 | 87 | 81 | (NA) |
| Household appliance, radio, TV stores..... | 87 | 67 | 9,527 | 9,225 | 1,239 | 22,415 | 21,470 | 360 | 315 | 71 |
| Household appliance stores..... | (NA) | 22 | (NA) | 2,738 | 378 | 6,554 | 6,396 | 105 | 96 | (NA) |
| Appliance, radio, TV stores..... | (NA) | 30 | (NA) | 5,883 | 764 | 14,014 | 13,401 | 225 | 193 | (NA) |
| Radio, TV stores..... | (NA) | 15 | (NA) | 604 | 97 | 1,847 | 1,673 | 30 | 26 | (NA) |
| Automotive Group | | | | | | | | | | |
| Total..... | 105 | 89 | 49,888 | 49,588 | 5,230 | 89,924 | 88,430 | 1,043 | 989 | 62 |
| Passenger car dealers (franchised)..... | 37 | 37 | 40,558 | 40,558 | 4,336 | 75,146 | 74,352 | 835 | 810 | 8 |
| Passenger car dealers (nonfranchised)..... | 31 | 25 | 5,354 | 5,186 | 314 | 6,180 | 5,997 | 75 | 70 | 21 |
| Tire, battery, accessory dealers..... | 25 | 19 | 2,770 | 2,688 | 469 | 7,045 | 6,616 | 107 | 86 | 21 |
| Motorcycle, aircraft, boat dealers..... | 8 | 4 | 351 | 301 | 21 | 427 | 385 | 9 | 7 | 7 |
| Household trailer dealers..... | 3 | 3 | (D) | (D) | (D) | (D) | (D) | (D) | (D) | (D) |
| Automotive dealers, n.e.c..... | 1 | 1 | (D) | (D) | (D) | (D) | (D) | (D) | (D) | (D) |
| Gasoline Service Stations | | | | | | | | | | |
| Total..... | 267 | 205 | 16,200 | 14,422 | 1,121 | 23,745 | 19,992 | 502 | 341 | 309 |
| Lumber, Bldg. Matis., Hardware, Farm Equipment Dealers | | | | | | | | | | |
| Total..... | 113 | 91 | 20,515 | 19,951 | 3,313 | 61,747 | 59,721 | 830 | 773 | 80 |
| Farm equipment dealers..... | 2 | 2 | (D) | (D) | (D) | (D) | (D) | (D) | (D) | (D) |
| Lumber, building materials dealers..... | 29 | 25 | 13,526 | 13,440 | 2,357 | 43,389 | 41,863 | 560 | 531 | 13 |
| Paint, glass, wallpaper stores..... | 25 | 21 | 1,568 | 1,468 | 203 | 4,108 | 4,029 | 64 | 59 | 15 |
| Plumbing, electrical supply stores..... | 8 | 8 | (D) | (D) | (D) | (D) | (D) | (D) | (D) | (D) |
| Hardware stores..... | 49 | 35 | 3,546 | 3,174 | 413 | 7,598 | 7,213 | 134 | 112 | 43 |
| Drug Stores, Proprietary Stores | | | | | | | | | | |
| Total..... | 126 | 112 | 12,267 | 11,883 | 1,253 | 22,989 | 18,101 | 557 | 329 | 118 |
| Drug stores..... | (NA) | 103 | (NA) | 11,311 | 1,203 | 22,133 | 17,319 | 532 | 307 | (NA) |
| Proprietary stores..... | (NA) | 9 | (NA) | 572 | 50 | 856 | 782 | 25 | 22 | (NA) |
| Other Retail Stores | | | | | | | | | | |
| Total..... | 496 | 284 | 30,267 | 25,153 | 3,215 | 62,141 | 58,005 | 1,086 | 909 | 464 |
| Liquor stores..... | 114 | 72 | 7,417 | 5,283 | 291 | 5,663 | 5,161 | 101 | 79 | 111 |
| Fuel, ice dealers..... | 93 | 39 | 8,451 | 7,367 | 860 | 19,176 | 18,031 | 287 | 248 | 82 |
| Fuel dealers (coal, wood)..... | (NA) | 7 | (NA) | (D) | (D) | (D) | (D) | (D) | (D) | (NA) |
| Liquefied petroleum gas dealers..... | (NA) | 2 | (NA) | (D) | (D) | (D) | (D) | (D) | (D) | (NA) |
| Fuel oil dealers..... | (NA) | 30 | (NA) | 6,033 | 695 | 15,421 | 14,489 | 220 | 187 | (NA) |
| Ice dealers..... | (NA) | ••• | (NA) | ••• | ••• | ••• | ••• | ••• | ••• | (NA) |
| Hay, grain, feed stores..... | 3 | 3 | 620 | 620 | 61 | 1,058 | 865 | 20 | 14 | 1 |
| Farm, garden supply stores..... | 11 | 3 | 352 | 290 | 35 | 377 | 317 | 7 | 4 | 14 |

Standard Notes: (D) Withheld to avoid disclosure. (NA) Not available. n.e.c. Not elsewhere classified. XXX Not applicable. (Z) Less than \$500. ... Represents zero.

¹ Group totals may include data for establishments without payroll which could not be classified by detailed kind of business.

Table 103. RETAIL TRADE: 1954 — STANDARD METROPOLITAN AREAS — Continued

Establishments, Sales, Payroll, and Personnel, by Kind of Business

| Standard metropolitan area and kind of business | Establishments | | Sales | | Payroll, entire year (\$1,000) | Payroll, workweek ended nearest Nov. 15 | | Paid employees, workweek ended nearest Nov. 15 | | Proprietors (un- incorporated businesses only) ¹ (Number) |
|---|--------------------------------|-----------------------------|---|--|---|--|-------------------------------|--|------------------------------|--|
| | Total ¹ (Number) | With payroll (Number) | Total, all establish- ments ² (\$1,000) | Establish- ments with payroll (\$1,000) | | Total (Dollars) | Full workweek (Dollars) | Total (Number) | Full workweek (Number) | |
| BRIDGEPORT STANDARD METROPOLITAN AREA—Con. | | | | | | | | | | |
| Other retail stores—Con. | | | | | | | | | | |
| Jewelry stores..... | 34 | 24 | 2,712 | 2,616 | 521 | 8,092 | 7,803 | 141 | 123 | 29 |
| Book stores..... | 5 | 5 | 287 | 287 | 32 | 607 | 481 | 15 | 11 | 6 |
| Stationery stores..... | 16 | 12 | 1,145 | 1,095 | 241 | 4,149 | 4,036 | 68 | 64 | 13 |
| Sporting goods stores..... | 11 | 7 | 924 | 762 | 65 | 1,571 | 1,410 | 24 | 19 | 14 |
| Bicycle stores..... | 2 | 2 | (D) | (D) | (D) | (D) | (D) | (D) | (D) | (D) |
| Florists..... | 28 | 18 | 895 | 751 | 128 | 2,502 | 2,353 | 44 | 37 | 35 |
| Cigar stores, stands..... | 15 | 9 | 578 | 458 | 22 | 437 | 422 | 11 | 10 | 13 |
| News dealers, newsstands..... | 23 | 9 | 1,012 | 538 | 29 | 555 | 472 | 16 | 11 | 23 |
| Gift, novelty, souvenir stores..... | 33 | 13 | 955 | 693 | 108 | 2,218 | 1,826 | 53 | 37 | 30 |
| Music stores..... | 14 | 10 | 547 | 519 | 88 | 1,555 | 1,497 | 32 | 29 | 8 |
| Camera, photographic supply stores..... | 8 | 6 | 482 | (D) | 49 | 1,145 | 1,044 | 19 | 14 | 5 |
| Luggage, leather goods stores..... | 4 | 2 | 447 | (D) | (D) | (D) | (D) | (D) | (D) | (D) |
| Optical goods stores..... | 10 | 6 | 561 | 537 | 210 | 3,330 | 3,211 | 46 | 40 | 7 |
| Office, store machine and equipment dealers..... | 7 | 5 | (D) | (D) | 53 | 1,159 | 1,122 | 18 | 16 | 4 |
| Retail stores (except second-hand) n.e.c..... | 26 | 26 | 1,625 | 1,625 | 242 | 4,633 | 4,112 | 89 | 62 | 19 |
| Second-hand stores..... | 17 | 13 | 622 | 636 | 141 | 2,975 | 2,950 | 76 | 75 | 18 |
| Nonstore Retailers | | | | | | | | | | |
| Total..... | 178 | 40 | 8,193 | 6,499 | 1,105 | 19,112 | 18,870 | 262 | 252 | 159 |
| Mail order houses..... | 4 | 4 | 444 | 444 | 20 | 446 | 433 | 8 | 7 | 2 |
| Direct selling (house-to-house) organizations..... | 150 | 22 | 5,918 | 4,448 | 939 | 16,005 | 15,776 | 222 | 213 | 144 |
| Merchandise vending machine operators..... | 24 | 14 | 1,831 | 1,597 | 146 | 2,661 | 2,661 | 32 | 32 | 13 |
| HARTFORD STANDARD METROPOLITAN AREA—Consists of Hartford City: Avon, Bloomfield, East Hartford, Farmington, Glastonbury, Manchester, Newington, Rocky Hill, Simsbury, South Windsor, West Hartford, Wethersfield, and Windsor towns in Hartford County, Conn. | | | | | | | | | | |
| Retail trade, total..... | 4,010 | 2,874 | 540,657 | 516,249 | 68,425 | 1,335,485 | 1,191,437 | 25,522 | 19,123 | 3,567 |
| Food Stores | | | | | | | | | | |
| Total..... | 716 | 446 | 113,751 | 105,363 | 7,747 | 153,719 | 130,802 | 3,209 | 2,154 | 694 |
| Grocery stores..... | 462 | 302 | 97,641 | 92,031 | 5,064 | 116,763 | 97,764 | 2,486 | 1,580 | 431 |
| Meat markets..... | 55 | 27 | 4,658 | 3,830 | 334 | 5,468 | 4,761 | 100 | 79 | 62 |
| Fish (seafood) markets..... | 11 | 7 | 662 | 764 | 39 | 997 | 907 | 17 | 14 | 13 |
| Fruit stores, vegetable markets..... | 63 | 21 | 2,001 | 1,139 | 98 | 2,761 | 2,613 | 67 | 57 | 64 |
| Candy, nut, confectionery stores..... | 23 | 13 | 934 | 658 | 94 | 1,782 | 1,440 | 53 | 33 | 18 |
| Bakery products stores..... | 63 | 46 | 3,527 | 3,295 | 737 | 18,673 | 16,739 | 359 | 292 | 64 |
| Bakeries, with baking on premises..... | (NA) | 43 | (NA) | 3,180 | 730 | 18,473 | 16,554 | 351 | 285 | (NA) |
| Bakeries, without baking on premises..... | (NA) | 3 | (NA) | 115 | 7 | 200 | 185 | 8 | 7 | (NA) |
| Delicatessen stores..... | 20 | 14 | 1,785 | 1,465 | 119 | 2,365 | 1,944 | 53 | 35 | 24 |
| Food stores, n.e.c..... | 22 | 16 | 2,331 | 2,181 | 262 | 4,910 | 4,634 | 74 | 64 | 16 |
| Eating, Drinking Places | | | | | | | | | | |
| Total..... | 707 | 615 | 40,612 | 39,362 | 9,791 | 197,824 | 178,898 | 4,558 | 3,540 | 667 |
| Eating places (except refreshment stands)..... | 303 | 347 | 28,888 | 27,888 | 7,443 | 149,880 | 136,961 | 3,459 | 2,726 | 368 |
| Restaurants, cafeterias..... | (NA) | 313 | (NA) | 24,076 | 6,307 | 128,997 | 117,567 | 2,902 | 2,305 | (NA) |
| Caterers..... | (NA) | 11 | (NA) | 672 | 118 | 1,062 | 942 | 50 | 38 | (NA) |
| In-plant food contractors..... | (NA) | 23 | (NA) | 3,140 | 1,018 | 19,821 | 18,452 | 247 | 383 | (NA) |
| Refreshment stands..... | 79 | 69 | 2,680 | 2,606 | 439 | 3,552 | 6,331 | 256 | 138 | 60 |
| Drinking places..... | 233 | 199 | 9,410 | 8,868 | 1,909 | 39,392 | 35,606 | 853 | 676 | 237 |
| General Merchandise Group | | | | | | | | | | |
| Total..... | 134 | 90 | 79,426 | 78,716 | 15,838 | 326,535 | 269,861 | 7,044 | 4,744 | 120 |
| Department stores..... | 7 | 7 | (D) | (D) | (D) | (D) | (D) | (D) | (D) | (D) |
| Dry goods, general merchandise stores..... | 49 | 39 | 16,879 | 16,361 | 3,154 | 64,952 | 56,487 | 1,279 | 924 | 65 |
| General stores..... | 1 | 1 | (D) | (D) | (D) | (D) | (D) | (D) | (D) | (D) |
| Variety stores..... | 53 | 43 | 10,020 | 9,888 | 1,569 | 31,550 | 24,331 | 952 | 545 | 50 |
| Apparel, Accessories Stores | | | | | | | | | | |
| Total..... | 345 | 289 | 37,048 | 36,128 | 5,519 | 108,412 | 97,016 | 2,156 | 1,611 | 234 |
| Shoe stores..... | 67 | 61 | 6,538 | 6,348 | 949 | 17,842 | 15,699 | 321 | 226 | 32 |
| Men's shoe stores..... | (NA) | 14 | (NA) | 883 | 101 | 1,877 | 1,759 | 28 | 22 | (NA) |
| Women's shoe stores..... | (NA) | 21 | (NA) | 3,223 | 498 | 9,946 | 8,686 | 181 | 118 | (NA) |
| Children's, juveniles' shoe stores..... | (NA) | ••• | (NA) | ••• | ••• | ••• | ••• | ••• | ••• | (NA) |
| Family shoe stores..... | (NA) | 26 | (NA) | 2,242 | 350 | 6,019 | 5,254 | 112 | 86 | (NA) |
| Men's, boys' clothing and furnishings stores..... | (NA) | 62 | (NA) | 7,951 | 1,152 | 22,589 | 20,588 | 359 | 257 | (NA) |
| Men's, boys' clothing stores..... | (NA) | 43 | (NA) | 6,695 | 995 | 19,628 | 17,891 | 301 | 214 | (NA) |
| Men's, boys' furnishings stores..... | (NA) | 19 | (NA) | 1,256 | 157 | 2,961 | 2,697 | 58 | 43 | (NA) |
| Family clothing stores..... | (NA) | 19 | (NA) | 4,172 | 565 | 10,699 | 9,314 | 227 | 151 | (NA) |
| Women's clothing, specialty stores..... | 121 | 105 | 13,611 | 13,409 | 2,134 | 41,875 | 37,050 | 969 | 731 | 81 |
| Ready-to-wear stores..... | (NA) | 80 | (NA) | 11,750 | 1,878 | 37,159 | 32,754 | 964 | 650 | (NA) |
| Millinery stores..... | (NA) | 11 | (NA) | 544 | 97 | 2,077 | 1,879 | 54 | 39 | (NA) |
| Clothing, specialty stores, n.e.c..... | (NA) | 14 | (NA) | 1,105 | 159 | 2,630 | 2,417 | 51 | 42 | (NA) |
| Children's, infants' wear stores..... | 16 | 14 | 2,054 | (D) | 298 | 5,462 | 5,284 | 134 | 123 | 16 |
| Apparel stores, n.e.c..... | 40 | 28 | 2,328 | (D) | 421 | 9,945 | 9,081 | 146 | 123 | 31 |
| Furniture, Home Furnishings, Appliance Dealers | | | | | | | | | | |
| Total..... | 276 | 202 | 27,337 | 26,111 | 3,827 | 75,575 | 71,753 | 1,119 | 1,002 | 211 |
| Furniture, home furnishings stores..... | 151 | 113 | 14,706 | 14,232 | 2,275 | 42,745 | 41,323 | 646 | 599 | 116 |
| Furniture stores..... | (NA) | 61 | (NA) | 10,509 | 1,555 | 28,083 | 27,183 | 429 | 400 | (NA) |
| Floor covering stores..... | (NA) | 21 | (NA) | 2,060 | 396 | 7,522 | 7,209 | 92 | 85 | (NA) |
| Home furnishings stores, n.e.c., antique stores..... | (NA) | 31 | (NA) | 1,633 | 324 | 7,140 | 6,931 | 125 | 114 | (NA) |
| Household appliance, radio, TV stores..... | 123 | 89 | 12,547 | 11,909 | 1,552 | 32,830 | 30,430 | 473 | 403 | 93 |
| Household appliance stores..... | (NA) | 34 | (NA) | 4,038 | 521 | 12,247 | 11,589 | 163 | 147 | (NA) |
| Appliance, radio, TV stores..... | (NA) | 43 | (NA) | 6,833 | 907 | 17,885 | 16,394 | 267 | 221 | (NA) |
| Radio, TV stores..... | (NA) | 12 | (NA) | 1,038 | 124 | 2,698 | 2,447 | 43 | 35 | (NA) |
| Automotive Group | | | | | | | | | | |
| Total..... | 161 | 143 | 87,925 | 87,635 | 9,410 | 165,383 | 161,585 | 2,153 | 2,011 | 79 |
| Passenger car dealers (franchised)..... | 61 | 61 | 77,120 | 77,120 | 8,050 | 140,671 | 138,490 | 1,773 | 1,694 | 7 |
| Passenger car dealers (nonfranchised)..... | 44 | 38 | 5,120 | 4,930 | 480 | 9,008 | 8,680 | 124 | 110 | 35 |
| Tire, battery, accessory dealers..... | 4 | 36 | 4,300 | 4,402 | 725 | 13,420 | 12,284 | 217 | 173 | 24 |
| Motorcycle, aircraft, boat dealers..... | 12 | 6 | (D) | (D) | (D) | (D) | (D) | (D) | (D) | (D) |
| Household trailer dealers..... | 2 | 2 | (D) | (D) | (D) | (D) | (D) | (D) | (D) | (D) |
| Automotive dealers, n.e.c..... | ••• | ••• | ••• | ••• | ••• | ••• | ••• | ••• | ••• | ••• |

Standard Notes: (D) Withheld to avoid disclosure. (NA) Not available. n.e.c. Not elsewhere classified. XXX Not applicable. (Z) Less than \$500. ... Represents zero.
¹ Group totals may include data for establishments without payroll which could not be classified by detailed kind of business.

RETAIL TRADE—AREA STATISTICS

Table 103. RETAIL TRADE: 1954 — STANDARD METROPOLITAN AREAS — Continued

Establishments, Sales, Payroll, and Personnel, by Kind of Business

| Standard metropolitan area and kind of business | Establishments | | Sales | | Payroll, entire year (\$1,000) | Payroll, workweek ended nearest Nov. 15 | | Paid employees, workweek ended nearest Nov. 15 | | Proprietors (un- incorporated businesses only) ¹ (Number) |
|--|--------------------------------|-----------------------------|---|--|---|--|------------------|--|------------------|--|
| | Total ¹ (Number) | With payroll (Number) | Total, all establish- ments ² (\$1,000) | Establish- ments with payroll (\$1,000) | | Total | Full workweek | Total | Full workweek | |
| HARTFORD STANDARD METROPOLITAN AREA—Con. | | | | | | | | | | |
| Gasoline Service Stations | | | | | | | | | | |
| Total | 373 | 301 | 28,646 | 26,170 | 2,128 | 42,184 | 35,556 | 911 | 594 | 412 |
| Lumber, Bldg. Mats., Hardware, Farm Equipment Dealers | | | | | | | | | | |
| Total | 160 | 128 | 28,505 | 27,719 | 3,709 | 69,400 | 67,026 | 924 | 827 | 107 |
| Farm equipment dealers | 8 | 8 | 1,077 | 1,077 | 162 | 3,086 | 2,875 | 50 | 42 | 4 |
| Lumber, building materials dealers | 50 | 44 | 18,068 | 18,032 | 2,191 | 40,575 | 39,287 | 517 | 470 | 24 |
| Paint, glass, wallpaper stores | 26 | 20 | 1,779 | 1,705 | 275 | 5,292 | 5,219 | 74 | 72 | 17 |
| Plumbing, electrical supply stores | 8 | 8 | 2,504 | 2,288 | 496 | 9,411 | 9,279 | 106 | 102 | 12 |
| Hardware stores | 68 | 48 | 5,077 | 4,617 | 585 | 11,036 | 10,366 | 177 | 141 | 50 |
| Drug Stores, Proprietary Stores | | | | | | | | | | |
| Total | 176 | 166 | 21,450 | 21,170 | 2,557 | 48,193 | 38,705 | 1,112 | 644 | 150 |
| Drug stores | (NA) | 161 | (NA) | 20,844 | 2,533 | 47,768 | 38,447 | 1,098 | 639 | (NA) |
| Proprietary stores | (NA) | 5 | (NA) | 326 | 24 | 425 | 258 | 14 | 5 | (NA) |
| Other Retail Stores | | | | | | | | | | |
| Total | 666 | 428 | 63,157 | 58,119 | 6,325 | 117,340 | 110,708 | 1,860 | 1,566 | 594 |
| Liquor stores | 177 | 121 | 11,657 | 9,645 | 512 | 9,365 | 7,863 | 201 | 122 | 153 |
| Fuel, ice dealers | 109 | 65 | 23,149 | 22,221 | 2,413 | 43,445 | 42,110 | 583 | 533 | 87 |
| Fuel dealers (coal, wood) | (NA) | 5 | (NA) | (D) | (D) | (D) | (D) | (D) | (D) | (NA) |
| Liquefied petroleum gas dealers | (NA) | 4 | (NA) | (D) | (D) | (D) | (D) | (D) | (D) | (NA) |
| Fuel oil dealers | (NA) | 54 | (NA) | 15,496 | 1,755 | 31,137 | 30,045 | 429 | 385 | (NA) |
| Ice dealers | (NA) | 2 | (NA) | (D) | (D) | (D) | (D) | (D) | (D) | (NA) |
| Hay, grain, feed stores | 11 | 9 | 7,291 | (D) | 286 | 6,901 | 6,487 | 105 | 97 | 6 |
| Farm, garden supply stores | 10 | 8 | 1,939 | (D) | 300 | 6,207 | 6,207 | 76 | 64 | 7 |
| Jewelry stores | 60 | 34 | 4,953 | 4,747 | 943 | 17,562 | 16,790 | 263 | 241 | 42 |
| Book stores | 8 | 4 | 1,077 | (D) | (D) | (D) | (D) | (D) | (D) | (D) |
| Stationery stores | 10 | 10 | 503 | 503 | 60 | 1,466 | 1,423 | 30 | 26 | 11 |
| Sporting goods stores | 23 | 15 | 1,186 | 1,044 | 124 | 2,295 | 2,082 | 51 | 43 | 20 |
| Bicycle stores | 4 | 2 | 49 | (D) | (D) | (D) | (D) | (D) | (D) | (D) |
| Florists | 43 | 31 | 1,353 | 1,161 | 209 | 3,805 | 3,511 | 79 | 62 | 43 |
| Cigar stores, stands | 25 | 11 | 1,230 | 990 | 71 | 1,249 | 779 | 35 | 16 | 33 |
| News dealers, newsstands | 19 | 7 | 500 | 344 | 41 | 829 | 731 | 21 | 14 | 24 |
| Gift, novelty, souvenir stores | 34 | 16 | 713 | 505 | 50 | 955 | 713 | 32 | 18 | 38 |
| Music stores | 23 | 21 | 1,557 | (D) | 201 | 3,506 | 3,316 | 66 | 53 | 19 |
| Camera, photographic supply stores | 6 | 6 | 697 | 697 | 134 | 2,286 | 2,224 | 27 | 26 | 4 |
| Luggage, leather goods stores | 4 | 4 | 415 | 415 | 59 | 965 | 958 | 14 | 13 | 1 |
| Optical goods stores | 13 | 11 | 657 | (D) | 217 | 3,892 | 3,872 | 51 | 50 | 10 |
| Office, store machine and equipment dealers | 7 | 5 | 429 | (D) | 81 | 1,329 | 1,278 | 22 | 20 | 8 |
| Retail stores (except second-hand) n.e.c. | 29 | 29 | 1,800 | 1,800 | 256 | 4,964 | 4,613 | 91 | 72 | 25 |
| Second-hand stores | 23 | 19 | 1,514 | 1,484 | 266 | 4,327 | 3,991 | 83 | 64 | 21 |
| Nonstore Retailers | | | | | | | | | | |
| Total | 296 | 66 | 12,800 | 9,756 | 1,514 | 30,920 | 29,527 | 466 | 430 | 299 |
| Mail order houses | 7 | 7 | 445 | 445 | 82 | 1,455 | 1,302 | 23 | 19 | 2 |
| Direct selling (house-to-house) organizations | 265 | 43 | 7,944 | 5,042 | 1,098 | 23,225 | 22,040 | 359 | 330 | 285 |
| Merchandise vending machine operators | 24 | 16 | 4,411 | 4,269 | 334 | 6,240 | 6,185 | 84 | 81 | 12 |
| NEW BRITAIN-BRISTOL STANDARD METROPOLITAN AREA—Consists of Bristol and New Britain Cities; Berlin, Plainville, and Southington towns in Hartford County; and Plymouth Town in Litchfield County, Conn. | | | | | | | | | | |
| Retail trade, total | 1,804 | 1,224 | 168,496 | 156,252 | 18,141 | 343,753 | 302,380 | 6,962 | 4,947 | 1,725 |
| Food Stores | | | | | | | | | | |
| Total | 355 | 207 | 42,683 | 38,431 | 2,719 | 52,445 | 43,837 | 1,133 | 736 | 364 |
| Grocery stores | 248 | 144 | 37,175 | 34,021 | 2,119 | 40,377 | 33,074 | 888 | 555 | 255 |
| Meat markets | 17 | 11 | 1,854 | 1,588 | 143 | 2,777 | 2,523 | 50 | 36 | 19 |
| Fish (seafood) markets | 3 | 1 | (D) | (D) | (D) | (D) | (D) | (D) | (D) | (D) |
| Fruit stores, vegetable markets | 14 | 8 | 794 | 548 | 76 | 1,448 | 1,372 | 22 | 19 | 15 |
| Candy, nut, confectionery stores | 15 | 11 | 570 | 478 | 40 | 832 | 687 | 29 | 18 | 9 |
| Bakery products stores | 26 | 18 | 1,170 | 1,048 | 289 | 5,751 | 5,091 | 122 | 89 | 26 |
| Bakeries, with baking on premises | (NA) | 17 | (NA) | (D) | (D) | (D) | (D) | (D) | (D) | (NA) |
| Bakeries, without baking on premises | (NA) | 1 | (NA) | (D) | (D) | (D) | (D) | (D) | (D) | (NA) |
| Delicatessen stores | 7 | 5 | 435 | (D) | (D) | (D) | (D) | (D) | (D) | (D) |
| Food stores, n.e.c. | 25 | 9 | 593 | 287 | 26 | 705 | 696 | 10 | 10 | 27 |
| Eating, Drinking Places | | | | | | | | | | |
| Total | 336 | 278 | 13,125 | 12,303 | 2,364 | 47,637 | 40,333 | 1,254 | 834 | 372 |
| Eating places (except refreshment stands) | 173 | 137 | 8,109 | 7,587 | 1,584 | 31,929 | 28,827 | 804 | 609 | 191 |
| Restaurants, cafeterias | (NA) | 119 | (NA) | 6,592 | 1,299 | 26,738 | 23,867 | 676 | 498 | (NA) |
| Caterers | (NA) | 3 | (NA) | 29 | 13 | 194 | 155 | 8 | 4 | (NA) |
| In-plant food contractors | (NA) | 15 | (NA) | 966 | 272 | 4,997 | 4,805 | 120 | 107 | (NA) |
| Refreshment stands | 46 | 30 | 1,085 | 873 | 110 | 2,228 | 1,696 | 76 | 40 | 53 |
| Drinking places | 117 | 111 | 3,931 | 3,843 | 670 | 13,480 | 9,810 | 374 | 185 | 128 |
| General Merchandise Group | | | | | | | | | | |
| Total | 51 | 31 | 7,840 | 7,560 | 1,328 | 25,069 | 20,155 | 688 | 425 | 44 |
| Department stores | 2 | 2 | (D) | (D) | (D) | (D) | (D) | (D) | (D) | (D) |
| Dry goods, general merchandise stores | 10 | 11 | 1,942 | 1,812 | 329 | 5,560 | 4,404 | 144 | 74 | 17 |
| General stores | 6 | 2 | (D) | (D) | (D) | (D) | (D) | (D) | (D) | (D) |
| Variety stores | 24 | 16 | 3,483 | 3,373 | 548 | 10,432 | 7,431 | 331 | 179 | 21 |
| Apparel, Accessories Stores | | | | | | | | | | |
| Total | 178 | 148 | 14,827 | 14,431 | 2,145 | 38,789 | 33,379 | 996 | 656 | 137 |
| Shoe stores | 30 | 30 | 2,244 | 2,178 | 276 | 4,626 | 4,290 | 93 | 73 | 20 |
| Men's shoe stores | (NA) | 6 | (NA) | 467 | 51 | 907 | 807 | 16 | 12 | (NA) |
| Women's shoe stores | (NA) | 5 | (NA) | 581 | 95 | 1,304 | 1,191 | 30 | 24 | (NA) |
| Children's, juveniles' shoe stores | (NA) | ••• | (NA) | ••• | ••• | ••• | ••• | ••• | ••• | (NA) |
| Family shoe stores | (NA) | 19 | (NA) | 1,130 | 130 | 2,415 | 2,292 | 47 | 37 | (NA) |

Standard Notes: (D) Withheld to avoid disclosure. (NA) Not available. n.e.c. Not elsewhere classified. XXXX Not applicable. (Z) Less than \$500. ... Represents zero.
¹Group totals may include data for establishments without payroll which could not be classified by detailed kind of business.

Table 103. RETAIL TRADE: 1954 — STANDARD METROPOLITAN AREAS — Continued

Establishments, Sales, Payroll, and Personnel, by Kind of Business

| Standard metropolitan area and kind of business | Establishments | | Sales | | Payroll, entire year (\$1,000) | Payroll, workweek ended nearest Nov. 15 | | Paid employees, workweek ended nearest Nov. 15 | | Proprietors (unincorporated businesses only) (Number) |
|---|-----------------------------|-----------------------|--|---------------------------------------|--------------------------------|---|-------------------------|--|------------------------|---|
| | Total ¹ (Number) | With payroll (Number) | Total, all establishments ¹ (\$1,000) | Establishments with payroll (\$1,000) | | Total (Dollars) | Full workweek (Dollars) | Total (Number) | Full workweek (Number) | |
| NEW BRITAIN-BRISTOL STANDARD METROPOLITAN AREA—Con. | | | | | | | | | | |
| Apparel, Accessories Stores—Con. | | | | | | | | | | |
| Men's, boys' clothing and furnishings stores | (NA) | 34 | (NA) | 2,970 | 483 | 7,953 | 6,927 | 159 | 113 | (NA) |
| Men's, boys' clothing stores | (NA) | 22 | (NA) | 2,105 | 368 | 6,352 | 5,361 | 123 | 81 | (NA) |
| Men's, boys' furnishings stores | (NA) | 12 | (NA) | 865 | 115 | 1,601 | 1,566 | 36 | 32 | (NA) |
| Family clothing stores | (NA) | 9 | (NA) | 2,995 | 575 | 10,317 | 8,021 | 306 | 146 | (NA) |
| Women's clothing, specialty stores | 64 | 58 | 5,242 | 5,190 | 674 | 12,690 | 11,387 | 358 | 273 | 55 |
| Ready-to-wear stores | (NA) | 39 | (NA) | 4,358 | 574 | 10,785 | 9,736 | 312 | 240 | (NA) |
| Millinery stores | (NA) | 6 | (NA) | 152 | 28 | 557 | 535 | 14 | 12 | (NA) |
| Clothing, specialty stores, n.e.c. | (NA) | 13 | (NA) | 680 | 72 | 1,348 | 1,116 | 32 | 21 | (NA) |
| Children's, infants' wear stores | 12 | 12 | 590 | 590 | 59 | 1,324 | 947 | 51 | 24 | 12 |
| Apparel stores, n.e.c. | 9 | 5 | 562 | 508 | 78 | 1,879 | 1,807 | 29 | 27 | 7 |
| Furniture, Home Furnishings, Appliance Dealers | | | | | | | | | | |
| Total | 116 | 94 | 3,791 | 13,603 | 2,146 | 40,363 | 38,226 | 612 | 528 | 83 |
| Furniture, home furnishings stores | 57 | 45 | 8,329 | 8,237 | 1,455 | 26,940 | 25,630 | 379 | 330 | 41 |
| Furniture stores | (NA) | 25 | (NA) | 6,667 | 1,206 | 21,894 | 20,804 | 303 | 264 | (NA) |
| Floor covering stores | (NA) | 6 | (NA) | 813 | 143 | 2,775 | 2,659 | 30 | 25 | (NA) |
| Home furnishings stores, n.e.c., antique stores | (NA) | 14 | (NA) | 757 | 106 | 2,271 | 2,167 | 46 | 40 | (NA) |
| Household appliance, radio, TV stores | 59 | 49 | 5,462 | 5,366 | 691 | 13,423 | 12,596 | 233 | 198 | 42 |
| Household appliance stores | (NA) | 15 | (NA) | 1,634 | 271 | 4,639 | 4,639 | 77 | 77 | (NA) |
| Appliance, radio, TV stores | (NA) | 14 | (NA) | 2,162 | 163 | 3,824 | 3,333 | 71 | 53 | (NA) |
| Radio, TV stores | (NA) | 20 | (NA) | 1,570 | 257 | 4,960 | 4,624 | 85 | 68 | (NA) |
| Automotive Group | | | | | | | | | | |
| Total | 78 | 66 | 28,504 | 28,350 | 2,999 | 54,754 | 53,499 | 721 | 675 | 53 |
| Passenger car dealers (franchised) | 40 | 36 | 26,379 | 26,315 | 2,758 | 50,527 | 49,644 | 638 | 610 | 20 |
| Passenger car dealers (nonfranchised) | 16 | 14 | (D) | (D) | (D) | (D) | (D) | (D) | (D) | (D) |
| Tire, battery, accessory dealers | 19 | 15 | 1,321 | 1,303 | 199 | 3,303 | 3,079 | 62 | 50 | 14 |
| Motorcycle, aircraft, boat dealers | ... | ... | ... | ... | ... | ... | ... | ... | ... | ... |
| Household trailer dealers | 3 | 1 | (D) | (D) | (D) | (D) | (D) | (D) | (D) | (D) |
| Automotive dealers, n.e.c. | ... | ... | ... | ... | ... | ... | ... | ... | ... | ... |
| Gasoline Service Stations | | | | | | | | | | |
| Total | 161 | 115 | 9,585 | 8,447 | 651 | 14,159 | 11,302 | 329 | 183 | 186 |
| Lumber, Bldg. Mats., Hardware, Farm Equipment Dealers | | | | | | | | | | |
| Total | 54 | 44 | 8,891 | 8,775 | 1,297 | 24,138 | 20,695 | 361 | 241 | 38 |
| Farm equipment dealers | 4 | 4 | 489 | 489 | 31 | 500 | 494 | 6 | 5 | 3 |
| Lumber, building materials dealers | 19 | 17 | 4,671 | (D) | 687 | 13,314 | 10,832 | 181 | 138 | 8 |
| Paint, glass, wallpaper stores | 10 | 8 | 518 | (D) | 74 | 1,676 | 1,637 | 28 | 26 | 10 |
| Plumbing, electrical supply stores | 6 | 4 | 1,055 | (D) | 106 | 3,075 | 2,769 | 45 | 39 | 5 |
| Hardware stores | 15 | 11 | 1,858 | 1,778 | 309 | 5,573 | 4,963 | 101 | 73 | 12 |
| Drug Stores, Proprietary Stores | | | | | | | | | | |
| Total | 62 | 56 | 5,259 | 5,111 | 674 | 11,999 | 9,687 | 254 | 150 | 50 |
| Drug stores | (NA) | 48 | (NA) | 4,511 | 582 | 11,023 | 8,892 | 227 | 133 | (NA) |
| Proprietary stores | (NA) | 8 | (NA) | 600 | 52 | 976 | 795 | 27 | 17 | (NA) |
| Other Retail Stores | | | | | | | | | | |
| Total | 318 | 170 | 21,931 | 18,027 | 1,723 | 32,484 | 29,463 | 579 | 448 | 310 |
| Liquor stores | 119 | 43 | 5,513 | 2,841 | 144 | 2,799 | 2,125 | 64 | 39 | 116 |
| Fuel, ice dealers | 66 | 38 | 7,529 | 7,173 | 751 | 14,288 | 13,440 | 204 | 177 | 67 |
| Fuel dealers (coal, wood) | (NA) | 4 | (NA) | (D) | (D) | (D) | (D) | (D) | (D) | (NA) |
| Liquefied petroleum gas dealers | (NA) | 1 | (NA) | (D) | (D) | (D) | (D) | (D) | (D) | (NA) |
| Fuel oil dealers | (NA) | 33 | (NA) | 6,732 | 703 | 13,213 | 12,598 | 185 | 164 | (NA) |
| Ice dealers | (NA) | ... | (NA) | ... | ... | ... | ... | ... | ... | (NA) |
| Hay, grain, feed stores | 12 | 12 | 3,346 | 3,346 | 190 | 3,645 | 3,444 | 59 | 51 | 2 |
| Farm, garden supply stores | 3 | 1 | 27 | (D) | (D) | (D) | (D) | (D) | (D) | (D) |
| Jewelry stores | 16 | 14 | 1,502 | (D) | 252 | 4,654 | 4,517 | 73 | 64 | 12 |
| Book stores | ... | ... | ... | ... | ... | ... | ... | ... | ... | ... |
| Stationery stores | 3 | 3 | (D) | (D) | 29 | 533 | 405 | 13 | 4 | 7 |
| Sporting goods stores | 10 | 6 | 403 | 387 | 22 | 382 | 300 | 8 | 5 | 12 |
| Bicycle stores | 4 | ... | 88 | ... | ... | ... | ... | ... | ... | ... |
| Florists | 14 | 12 | 462 | (D) | 63 | 1,042 | 900 | 30 | 19 | 17 |
| Cigar stores, stands | 11 | 7 | 484 | 424 | 28 | 591 | 416 | 17 | 9 | 12 |
| News dealers, newsstands | 5 | 3 | 205 | (D) | 11 | 185 | 152 | 8 | 6 | 7 |
| Gift, novelty, souvenir stores | 6 | 4 | 504 | (D) | 32 | 591 | 524 | 17 | 12 | 6 |
| Music stores | 7 | 5 | 267 | (D) | 21 | 322 | 301 | 8 | 7 | 7 |
| Camera, photographic supply stores | 2 | ... | (D) | ... | ... | ... | ... | ... | ... | ... |
| Luggage, leather goods stores | 3 | 1 | 64 | (D) | (D) | (D) | (D) | (D) | (D) | (D) |
| Optical goods stores | 3 | ... | ... | ... | ... | ... | ... | ... | ... | ... |
| Office, store machine and equipment dealers | 6 | 2 | 252 | (D) | (D) | (D) | (D) | (D) | (D) | (D) |
| Retail stores (except second-hand) n.e.c. | 9 | 9 | 456 | 456 | 63 | 1,096 | 694 | 39 | 15 | 6 |
| Second-hand stores | 6 | 6 | 122 | 122 | 16 | 329 | 305 | 6 | 5 | 9 |
| Nonstore Retailers | | | | | | | | | | |
| Total | 95 | 15 | 2,060 | 1,214 | 135 | 1,914 | 1,804 | 35 | 31 | 18 |
| Mail order houses | ... | ... | ... | ... | ... | ... | ... | ... | ... | ... |
| Direct selling (house-to-house) organizations | 8 | 3 | 1,251 | (D) | 74 | 1,098 | 988 | 21 | 17 | 85 |
| Merchandise vending machine operators | 9 | 7 | 809 | (D) | 61 | 316 | 816 | 14 | 14 | 3 |
| NEW HAVEN STANDARD METROPOLITAN AREA—Consists of New Haven City; Branford, East Haven, Hamden, North Haven, Orange, West Haven, and Woodbridge Towns in New Haven County, Conn. | | | | | | | | | | |
| Retail trade, total | 3,704 | 2,412 | 342,424 | 315,580 | 39,162 | 754,431 | 689,901 | 14,584 | 11,553 | 3,547 |
| Food Stores | | | | | | | | | | |
| Total | 851 | 421 | 82,201 | 70,975 | 5,322 | 101,605 | 67,752 | 2,125 | 1,506 | 904 |
| Grocery stores | 524 | 248 | 65,520 | 57,500 | 3,727 | 69,986 | 59,353 | 1,461 | 976 | 565 |
| Meat markets | 55 | 37 | 5,197 | 4,591 | 299 | 5,990 | 5,246 | 119 | 84 | 55 |
| Fish (seafood) markets | 25 | 5 | 1,238 | 990 | 53 | 1,215 | 1,102 | 26 | 26 | 26 |
| Fruit stores, vegetable markets | 54 | 16 | 1,556 | 876 | 77 | 1,369 | 1,347 | 21 | 20 | 64 |
| Candy, nut, confectionery stores | 37 | 17 | 1,262 | 764 | 70 | 1,377 | 1,253 | 39 | 30 | 34 |
| Bakery products stores | 74 | 56 | 3,178 | 2,922 | 729 | 14,453 | 12,818 | 320 | 263 | 78 |
| Bakeries, with baking on premises | (NA) | 52 | (NA) | 2,717 | 684 | 13,691 | 12,122 | 302 | 249 | (NA) |
| Bakeries, without baking on premises | (NA) | 4 | (NA) | 235 | 45 | 767 | 696 | 18 | 14 | (NA) |
| Deli-caterers stores | 30 | 18 | 1,550 | 1,368 | 79 | 1,907 | 1,575 | 40 | 25 | 34 |
| Food stores, n.e.c. | 44 | 24 | 2,528 | 2,064 | 288 | 5,410 | 5,056 | 99 | 85 | 44 |

Standard Notes: (D) Withheld to avoid disclosure. (NA) Not available. n.e.c. Not elsewhere classified. XXX Not applicable. (Z) Less than \$500. ... Represents zero.
¹Group totals may include data for establishments without payroll which could not be classified by detailed kind of business.

Table 103. RETAIL TRADE: 1954 — STANDARD METROPOLITAN AREAS — Continued

Establishments, Sales, Payroll, and Personnel, by Kind of Business

| Standard metropolitan area and kind of business | Establishments | | Sales | | Payroll, entire year (\$1,000) | Payroll, workweek ended nearest Nov. 15 | | Paid employees, workweek ended nearest Nov. 15 | | Proprietors (un- incorporated businesses only) ¹ (Number) |
|---|--------------------------------|-----------------------------|---|--|---|--|-------------------------------|--|------------------------------|--|
| | Total ¹ (Number) | With payroll (Number) | Total, all establish- ments ² (\$1,000) | Establish- ments with payroll (\$1,000) | | Total (Dollars) | Full workweek (Dollars) | Total (Number) | Full workweek (Number) | |
| NEW HAVEN STANDARD METROPOLITAN AREA—Con. | | | | | | | | | | |
| Eating, Drinking Places | | | | | | | | | | |
| Total | 680 | 560 | 27,991 | 25,999 | 5,188 | 103,493 | 91,754 | 2,737 | 2,110 | 698 |
| Eating places (except refreshment stands) | 406 | 308 | 19,732 | 18,074 | 4,093 | 83,195 | 73,999 | 2,116 | 1,643 | 434 |
| Restaurants, cafeterias | (NA) | 295 | (NA) | 17,545 | 3,960 | 80,448 | 71,930 | 2,024 | 1,597 | (NA) |
| Caterers | (NA) | 8 | (NA) | 190 | 23 | 640 | 110 | 42 | 3 | (NA) |
| In-plant food contractors | (NA) | 5 | (NA) | 339 | 110 | 2,107 | 1,959 | 50 | 43 | (NA) |
| Refreshment stands | 74 | 62 | 2,024 | 1,890 | 324 | 5,628 | 4,982 | 226 | 180 | 54 |
| Drinking places | 196 | 190 | 6,205 | 6,035 | 771 | 14,670 | 12,773 | 395 | 287 | 206 |
| General Merchandise Group | | | | | | | | | | |
| Total | 108 | 52 | 27,426 | 26,664 | 4,403 | 91,617 | 76,674 | 2,297 | 1,583 | 104 |
| Department stores | 4 | 4 | 14,942 | 14,942 | 2,560 | 53,950 | 47,043 | 1,253 | 941 | *** |
| Dry goods, general merchandise stores | 68 | 28 | 4,837 | 4,307 | 582 | 13,271 | 12,171 | 309 | 232 | 65 |
| General stores | 3 | 3 | 98 | 98 | 6 | 104 | 85 | 4 | 2 | 3 |
| Variety stores | 33 | 17 | 7,549 | 7,317 | 1,255 | 24,292 | 17,375 | 731 | 408 | 36 |
| Apparel, Accessories Stores | | | | | | | | | | |
| Total | 367 | 299 | 35,963 | 34,997 | 5,755 | 108,268 | 102,837 | 1,955 | 1,668 | 261 |
| Shoe stores | 61 | 57 | 5,544 | 5,406 | 704 | 13,121 | 12,506 | 211 | 178 | 31 |
| Men's shoe stores | (NA) | 14 | (NA) | 1,061 | 132 | 2,350 | 2,268 | 32 | 27 | (NA) |
| Women's shoe stores | (NA) | 16 | (NA) | 1,923 | 264 | 4,898 | 4,547 | 90 | 70 | (NA) |
| Children's, juveniles' shoe stores | (NA) | 3 | (NA) | 208 | 16 | 316 | 305 | 6 | 5 | (NA) |
| Family shoe stores | (NA) | 24 | (NA) | 2,214 | 292 | 5,557 | 5,386 | 83 | 76 | (NA) |
| Men's, boys' clothing and furnishings stores | (NA) | 53 | (NA) | 7,285 | 1,365 | 23,808 | 22,656 | 343 | 291 | (NA) |
| Men's, boys' clothing stores | (NA) | 39 | (NA) | 6,030 | 1,224 | 21,479 | 20,478 | 303 | 260 | (NA) |
| Men's, boys' furnishings stores | (NA) | 14 | (NA) | 1,255 | 141 | 2,329 | 2,178 | 40 | 31 | (NA) |
| Family clothing stores | (NA) | 23 | (NA) | 3,661 | 484 | 9,343 | 8,825 | 162 | 130 | (NA) |
| Women's clothing, specialty stores | (NA) | 113 | 13,834 | 13,580 | 2,230 | 42,311 | 40,340 | 924 | 809 | 97 |
| Ready-to-wear stores | (NA) | 72 | (NA) | 10,481 | 1,743 | 32,517 | 31,113 | 734 | 649 | (NA) |
| Millinery stores | (NA) | 15 | (NA) | 653 | 108 | 2,278 | 2,048 | 59 | 46 | (NA) |
| Clothing, specialty stores, n.e.c. | (NA) | 26 | (NA) | 2,446 | 379 | 7,516 | 7,179 | 131 | 114 | (NA) |
| Children's, infants' wear stores | 25 | 21 | 2,036 | 1,944 | 183 | 3,776 | 3,112 | 103 | 65 | 27 |
| Apparel stores, n.e.c. | 40 | 32 | 3,161 | 3,121 | 789 | 15,909 | 15,398 | 212 | 195 | 31 |
| Furniture, Home Furnishings, Appliance Dealers | | | | | | | | | | |
| Total | 186 | 144 | 19,346 | 18,714 | 2,820 | 52,132 | 50,049 | 746 | 673 | 162 |
| Furniture, home furnishings stores | 113 | 89 | 11,339 | 10,997 | 1,774 | 34,119 | 32,793 | 473 | 432 | 98 |
| Furniture stores | (NA) | 44 | (NA) | 8,287 | 1,383 | 25,893 | 24,632 | 336 | 307 | (NA) |
| Floor covering stores | (NA) | 13 | (NA) | 1,037 | 155 | 2,943 | 2,912 | 47 | 45 | (NA) |
| Home furnishings stores, n.e.c., antique stores | (NA) | 32 | (NA) | 1,673 | 236 | 5,883 | 5,049 | 90 | 80 | (NA) |
| Household appliance, radio, TV stores | 71 | 55 | 7,969 | 7,717 | 1,046 | 18,013 | 17,256 | 273 | 241 | 62 |
| Household appliance stores | (NA) | 17 | (NA) | 1,688 | 295 | 5,086 | 4,941 | 86 | 79 | (NA) |
| Appliance, radio, TV stores | (NA) | 31 | (NA) | 5,347 | 638 | 10,928 | 10,426 | 150 | 131 | (NA) |
| Radio, TV stores | (NA) | 7 | (NA) | 682 | 113 | 1,999 | 1,889 | 37 | 31 | (NA) |
| Automotive Group | | | | | | | | | | |
| Total | 150 | 122 | 53,145 | 52,229 | 5,068 | 100,205 | 97,723 | 1,390 | 1,316 | 105 |
| Passenger car dealers (franchised) | 37 | 37 | 38,562 | 38,562 | 3,741 | 73,072 | 72,628 | 985 | 964 | 10 |
| Passenger car dealers (nonfranchised) | 60 | 40 | 7,086 | (D) | (D) | (D) | (D) | (D) | (D) | (D) |
| Tire, battery, accessory dealers | 43 | 37 | 6,536 | 6,384 | 908 | 19,722 | 18,304 | 284 | 248 | 25 |
| Motorcycle, aircraft, boat dealers | 7 | 7 | 710 | 710 | 73 | 1,159 | 1,016 | 19 | 16 | 4 |
| Household trailer dealers | 3 | 1 | 251 | (D) | (D) | (D) | (D) | (D) | (D) | (D) |
| Automotive dealers, n.e.c. | *** | *** | *** | *** | *** | *** | *** | *** | *** | *** |
| Gasoline Service Stations | | | | | | | | | | |
| Total | 296 | 222 | 18,452 | 16,764 | 1,543 | 29,597 | 26,597 | 562 | 421 | 317 |
| Lumber, Bldg. Mats., Hardware, Farm Equipment Dealers | | | | | | | | | | |
| Total | 119 | 103 | 20,325 | 20,025 | 2,703 | 50,377 | 49,225 | 664 | 614 | 83 |
| Farm equipment dealers | 3 | 3 | 257 | 257 | 15 | 237 | 237 | 4 | 4 | 4 |
| Lumber, building materials dealers | 39 | 38 | 15,388 | 15,344 | 1,969 | 37,510 | 37,077 | 454 | 440 | 14 |
| Paint, glass, wallpaper stores | 21 | 15 | 1,142 | 990 | 146 | 2,729 | 2,687 | 38 | 36 | 17 |
| Plumbing, electrical supply stores | 9 | 9 | 592 | 592 | 162 | 2,894 | 2,894 | 33 | 33 | 7 |
| Hardware stores | 47 | 41 | 2,946 | 2,842 | 411 | 7,007 | 6,330 | 135 | 101 | 41 |
| Drug Stores, Proprietary Stores | | | | | | | | | | |
| Total | 144 | 132 | 12,637 | 12,379 | 1,303 | 25,179 | 21,299 | 574 | 369 | 122 |
| Drug stores | (NA) | 122 | (NA) | 11,506 | 1,234 | 24,090 | 20,286 | 553 | 352 | (NA) |
| Proprietary stores | (NA) | 10 | (NA) | 873 | 69 | 1,089 | 1,013 | 21 | 17 | (NA) |
| Other Retail Stores | | | | | | | | | | |
| Total | 602 | 306 | 38,002 | 31,624 | 3,824 | 73,876 | 68,956 | 1,240 | 1,028 | 591 |
| Liquor stores | 164 | 80 | 7,894 | 5,156 | 321 | 5,446 | 4,964 | 97 | 79 | 163 |
| Fuel, ice dealers | 117 | 41 | 11,745 | 10,299 | 950 | 19,633 | 18,855 | 271 | 238 | 109 |
| Fuel dealers (coal, wood) | (NA) | 6 | (NA) | (D) | (D) | (D) | (D) | (D) | (D) | (NA) |
| Liquefied petroleum gas dealers | (NA) | 2 | (NA) | (D) | (D) | (D) | (D) | (D) | (D) | (NA) |
| Fuel oil dealers | (NA) | 33 | (NA) | 8,161 | 866 | 17,430 | 16,737 | 231 | 203 | (NA) |
| Ice dealers | (NA) | *** | (NA) | *** | *** | *** | *** | *** | *** | (NA) |
| Hay, grain, feed stores | 6 | 6 | 2,901 | 2,901 | 226 | 4,556 | 4,413 | 53 | 50 | 3 |
| Farm, garden supply stores | 9 | 5 | 571 | 473 | 96 | 1,710 | 1,532 | 27 | 19 | 8 |
| Jewelry stores | 40 | 28 | 3,459 | 3,259 | 716 | 13,991 | 13,572 | 196 | 173 | 33 |
| Book stores | 6 | 6 | 598 | 598 | 91 | 1,635 | 1,420 | 40 | 27 | *** |
| Stationery stores | 11 | 11 | 1,020 | 1,020 | 168 | 3,046 | 2,964 | 58 | 53 | 9 |
| Sporting goods stores | 18 | 12 | 1,980 | 1,888 | 289 | 5,176 | 4,451 | 92 | 70 | 11 |
| Bicycle stores | 3 | 1 | 68 | (D) | (D) | (D) | (D) | (D) | (D) | (D) |
| Florists | 28 | 20 | 832 | 744 | 156 | 2,925 | 2,448 | 72 | 51 | 31 |
| Cigar stores, stands | 18 | 6 | 443 | 255 | 13 | 330 | 320 | 8 | 7 | 17 |
| News dealers, newsstands | 18 | 4 | 558 | 360 | 24 | 442 | 392 | 18 | 12 | 21 |
| Gift, novelty, souvenir stores | 39 | 19 | 580 | 358 | 28 | 452 | 379 | 14 | 9 | 43 |
| Music stores | 10 | 8 | 1,030 | (D) | 108 | 1,783 | 1,536 | 34 | 21 | 9 |
| Camera, photographic supply stores | 7 | 3 | 614 | 546 | 34 | 885 | 732 | 15 | 13 | 8 |
| Luggage, leather goods stores | 5 | 3 | 255 | (D) | (D) | (D) | (D) | (D) | (D) | (D) |
| Optical goods stores | 11 | 9 | 677 | (D) | 168 | 3,549 | 3,415 | 57 | 54 | 9 |
| Office, store machine and equipment dealers | 4 | 4 | 123 | 123 | 23 | 190 | 190 | 3 | 3 | 3 |
| Retail stores (except second-hand) n.e.c. | 26 | 26 | 1,266 | 1,266 | 214 | 4,429 | 3,758 | 102 | 70 | 23 |
| Second-hand stores | 20 | 14 | 504 | 466 | 171 | 3,248 | 3,195 | 74 | 71 | 17 |

Standard Notes: (D) Withheld to avoid disclosure. (NA) Not available. n.e.c. Not elsewhere classified. XXX Not applicable. (Z) Less than \$500. ... Represents zero.
¹ Group totals may include data for establishments without payroll which could not be classified by detailed kind of business.

Table 103. RETAIL TRADE: 1954 — STANDARD METROPOLITAN AREAS — Continued

Establishments, Sales, Payroll, and Personnel, by Kind of Business

| Standard metropolitan area and kind of business | Establishments | | Sales | | Payroll, entire year (\$1,000) | Payroll, workweek ended nearest Nov. 15 | | Paid employees, workweek ended nearest Nov. 15 | | Proprietors (un- incorporated businesses only) ¹ (Number) |
|--|--------------------------------|-----------------------------|---|--|---|--|-------------------------------|--|------------------------------|--|
| | Total ¹ (Number) | With payroll (Number) | Total, all establish- ments ¹ (\$1,000) | Establish- ments with payroll (\$1,000) | | Total (Dollars) | Full workweek (Dollars) | Total (Number) | Full workweek (Number) | |
| NEW HAVEN STANDARD METROPOLITAN AREA—Con. | | | | | | | | | | |
| Nonstore Retailers | | | | | | | | | | |
| Total..... | 201 | 51 | 6,936 | 5,210 | 1,233 | 18,082 | 17,035 | 294 | 265 | 196 |
| Mail order houses..... | 6 | 4 | 177 | (D) | 24 | 485 | 444 | 9 | 7 | 5 |
| Direct selling (house-to-house) organizations..... | 168 | 28 | 5,035 | 3,483 | 1,110 | 15,947 | 14,968 | 265 | 239 | 176 |
| Merchandise vending machine operators..... | 27 | 19 | 1,724 | (D) | 99 | 1,650 | 1,623 | 20 | 19 | 15 |
| SPRINGFIELD-HOLYOKE STANDARD METROPOLITAN AREA--Consists of Chicopee, Holyoke, Springfield, and Westfield Cities; Agawam, East Longmeadow, Longmeadow, Ludlow, West Springfield, and Wilbraham towns in Hampden County, Northampton City; Easthampton, and South Hadley towns in Hampshire County, Mass., and Enfield town in Hartford County, Conn. | | | | | | | | | | |
| Retail trade, total..... | 4,637 | 3,153 | 519,790 | 489,562 | 61,807 | 1,193,126 | 1,081,804 | 25,105 | 19,182 | 3,830 |
| Food Stores | | | | | | | | | | |
| Total..... | 1,000 | 552 | 118,123 | 106,553 | 7,771 | 150,842 | 127,043 | 3,400 | 2,225 | 1,004 |
| Grocery stores..... | 601 | 375 | 101,699 | 94,653 | 6,335 | 122,731 | 102,995 | 2,650 | 1,744 | 591 |
| Meat markets..... | 27 | 11 | 3,160 | 2,530 | 241 | 5,235 | 4,712 | 99 | 74 | 26 |
| Fish (seafood) markets..... | 20 | 10 | 1,035 | 923 | 107 | 1,584 | 1,284 | 68 | 45 | 18 |
| Fruit stores, vegetable markets..... | 57 | 17 | 1,947 | 1,411 | 89 | 1,187 | 819 | 38 | 16 | 60 |
| Candy, nut, confectionery stores..... | 77 | 31 | 2,630 | 1,400 | 137 | 2,612 | 2,216 | 80 | 55 | 89 |
| Bakery products stores..... | 89 | 69 | 3,107 | 2,715 | 637 | 13,065 | 11,406 | 325 | 231 | 81 |
| Bakeries, with baking on premises..... | (NA) | 50 | (NA) | (D) | (D) | (D) | (D) | (D) | (D) | (NA) |
| Bakeries, without baking on premises..... | (NA) | 19 | (NA) | (D) | (D) | (D) | (D) | (D) | (D) | (NA) |
| Delicatessen stores..... | 17 | 13 | 1,162 | 1,038 | 119 | 2,335 | 1,775 | 50 | 26 | 23 |
| Food stores, n.e.c..... | 56 | 28 | 2,253 | 1,883 | 106 | 2,093 | 1,836 | 50 | 34 | 48 |
| Eating, Drinking Places | | | | | | | | | | |
| Total..... | 790 | 676 | 35,021 | 33,197 | 7,886 | 163,573 | 145,105 | 4,266 | 3,167 | 574 |
| Eating places (except refreshment stands)..... | 430 | 336 | 21,186 | 19,574 | 4,926 | 101,542 | 90,455 | 2,765 | 2,075 | 399 |
| Restaurants, cafeterias..... | (NA) | 315 | (NA) | 18,319 | 4,587 | 96,087 | 85,531 | 2,591 | 1,956 | (NA) |
| Caterers..... | (NA) | 8 | (NA) | 238 | 46 | 544 | 277 | 43 | 10 | (NA) |
| In-plant food contractors..... | (NA) | 13 | (NA) | 1,017 | 293 | 4,911 | 4,647 | 131 | 109 | (NA) |
| Refreshment stands..... | 87 | 69 | 2,619 | 2,423 | 288 | 6,827 | 4,998 | 234 | 137 | 104 |
| Drinking places..... | 271 | 271 | 11,200 | 11,200 | 2,672 | 55,204 | 49,652 | 1,267 | 955 | 69 |
| General Merchandise Group | | | | | | | | | | |
| Total..... | 137 | 111 | 62,324 | 61,844 | 10,029 | 200,965 | 178,401 | 5,670 | 4,295 | 99 |
| Department stores..... | 9 | 9 | 35,113 | 35,113 | 5,845 | 115,849 | 106,939 | 3,182 | 2,625 | ... |
| Dry goods, general merchandise stores..... | 60 | 42 | 15,973 | 15,707 | 2,506 | 51,539 | 46,091 | 1,347 | 1,053 | 45 |
| General stores..... | 11 | 5 | 1,155 | 937 | 118 | 2,321 | 2,012 | 74 | 48 | 11 |
| Variety stores..... | 55 | 55 | 10,061 | 10,087 | 1,560 | 31,256 | 23,359 | 1,067 | 569 | 41 |
| Apparel, Accessories Stores | | | | | | | | | | |
| Total..... | 397 | 333 | 38,130 | 37,110 | 5,629 | 105,308 | 93,705 | 2,249 | 1,636 | 249 |
| Shoe stores..... | 75 | 61 | 6,612 | 6,256 | 974 | 16,785 | 15,080 | 327 | 235 | 30 |
| Men's shoe stores..... | (NA) | 8 | (NA) | (D) | (D) | (D) | (D) | (D) | (D) | (NA) |
| Women's shoe stores..... | (NA) | 12 | (NA) | 1,463 | 209 | 3,725 | 3,433 | 74 | 50 | (NA) |
| Children's, juveniles' shoe stores..... | (NA) | 2 | (NA) | (D) | (D) | (D) | (D) | (D) | (D) | (NA) |
| Family shoe stores..... | (NA) | 39 | (NA) | 4,188 | 692 | 11,693 | 10,323 | 232 | 166 | (NA) |
| Men's, boys' clothing and furnishings stores..... | (NA) | 70 | (NA) | 9,168 | 1,464 | 25,919 | 23,802 | 467 | 355 | (NA) |
| Men's, boys' clothing stores..... | (NA) | 42 | (NA) | 6,588 | 1,131 | 20,001 | 18,415 | 351 | 264 | (NA) |
| Men's, boys' furnishings stores..... | (NA) | 28 | (NA) | 2,580 | 333 | 5,918 | 5,387 | 116 | 91 | (NA) |
| Family clothing stores..... | (NA) | 24 | (NA) | 3,362 | 441 | 7,787 | 6,971 | 175 | 129 | (NA) |
| Women's clothing, specialty stores..... | 151 | 137 | 14,788 | 14,570 | 2,145 | 42,566 | 37,877 | 1,044 | 753 | 96 |
| Ready-to-wear stores..... | (NA) | 86 | (NA) | 12,545 | 1,828 | 36,480 | 32,494 | 875 | 630 | (NA) |
| Millinery stores..... | (NA) | 25 | (NA) | 1,121 | 201 | 3,895 | 3,427 | 106 | 77 | (NA) |
| Clothing, specialty stores, n.e.c..... | (NA) | 26 | (NA) | 904 | 116 | 2,191 | 1,956 | 63 | 46 | (NA) |
| Children's, infants' wear stores..... | 22 | 20 | 2,956 | (D) | 472 | 9,691 | 7,564 | 185 | 122 | 16 |
| Apparel stores, n.e.c..... | 35 | 21 | 978 | (D) | 133 | 2,560 | 2,411 | 51 | 42 | 32 |
| Furniture, Home Furnishings, Appliance Dealers | | | | | | | | | | |
| Total..... | 313 | 227 | 27,943 | 25,609 | 4,146 | 78,022 | 74,501 | 1,221 | 1,068 | 242 |
| Furniture, home furnishings stores..... | 171 | 143 | 17,378 | 17,378 | 2,932 | 56,759 | 54,061 | 863 | 748 | 117 |
| Furniture stores..... | (NA) | 76 | (NA) | 12,753 | 2,101 | 39,789 | 38,007 | 572 | 497 | (NA) |
| Floor covering stores..... | (NA) | 31 | (NA) | 2,196 | 353 | 6,898 | 6,586 | 104 | 96 | (NA) |
| Home furnishings stores, n.e.c., antique stores..... | (NA) | 36 | (NA) | 2,429 | 478 | 10,072 | 9,468 | 187 | 155 | (NA) |
| Household appliance, radio, TV stores..... | 142 | 84 | 9,381 | 8,231 | 1,214 | 21,263 | 20,440 | 358 | 320 | 125 |
| Household appliance stores..... | (NA) | 26 | (NA) | 2,282 | 489 | 7,093 | 6,939 | 120 | 112 | (NA) |
| Appliance, radio, TV stores..... | (NA) | 34 | (NA) | 4,476 | 538 | 10,286 | 9,823 | 171 | 149 | (NA) |
| Radio, TV stores..... | (NA) | 24 | (NA) | 1,473 | 187 | 3,884 | 3,678 | 67 | 59 | (NA) |
| Automotive Group | | | | | | | | | | |
| Total..... | 199 | 155 | 83,599 | 82,285 | 8,110 | 143,464 | 139,817 | 1,962 | 1,833 | 111 |
| Passenger car dealers (franchised)..... | 97 | 93 | 72,452 | 72,292 | 7,028 | 123,047 | 120,857 | 1,657 | 1,583 | 32 |
| Passenger car dealers (nonfranchised)..... | 58 | 26 | 6,284 | 5,244 | 400 | 7,022 | 6,653 | 82 | 72 | 47 |
| Tire, battery, accessory dealers..... | 40 | 32 | 4,129 | 4,015 | 615 | 12,251 | 11,372 | 201 | 164 | 31 |
| Motorcycle, aircraft, boat dealers..... | 3 | 3 | (D) | (D) | (D) | (D) | (D) | (D) | (D) | (D) |
| Household trailer dealers..... | 1 | 1 | (D) | (D) | (D) | (D) | (D) | (D) | (D) | (D) |
| Automotive dealers, n.e.c..... | ... | ... | ... | ... | ... | ... | ... | ... | ... | ... |
| Gasoline Service Stations | | | | | | | | | | |
| Total..... | 377 | 259 | 22,187 | 19,271 | 1,562 | 30,927 | 25,603 | 731 | 469 | 414 |
| Lumber, Bldg. Mats., Hardware, Farm Equipment Dealers | | | | | | | | | | |
| Total..... | 246 | 182 | 41,892 | (D) | 5,337 | 101,973 | 94,626 | 1,746 | 1,351 | 150 |
| Farm equipment dealers..... | 10 | 8 | 1,598 | (D) | 204 | 3,582 | 3,582 | 51 | 51 | 6 |
| Lumber, building materials dealers..... | 81 | 57 | 23,114 | 22,462 | 2,588 | 46,333 | 44,136 | 638 | 589 | 52 |
| Paint, glass, wallpaper stores..... | 47 | 29 | 2,054 | 1,774 | 269 | 5,069 | 4,871 | 80 | 69 | 34 |
| Plumbing, electrical supply stores..... | 22 | 16 | 1,978 | 1,882 | 264 | 5,276 | 5,203 | 98 | 95 | 18 |
| Hardware stores..... | 82 | 72 | 13,100 | 12,992 | 2,012 | 41,713 | 36,834 | 879 | 547 | 36 |
| Drug Stores, Proprietary Stores | | | | | | | | | | |
| Total..... | 183 | 181 | 17,074 | (D) | 2,098 | 41,322 | 34,627 | 940 | 596 | 140 |
| Drug stores..... | (NA) | 174 | (NA) | (D) | 2,062 | 40,611 | 33,982 | 921 | 582 | (NA) |
| Proprietary stores..... | (NA) | 7 | (NA) | 417 | 36 | 711 | 645 | 19 | 14 | (NA) |

Standard Notes: (D) Withheld to avoid disclosure. (NA) Not available. n.e.c. Not elsewhere classified. XXX Not applicable. (Z) Less than \$500. ... Represents zero.

¹ Group totals may include data for establishments without payroll which could not be classified by detailed kind of business.

Table 103. RETAIL TRADE: 1954 — STANDARD METROPOLITAN AREAS — Continued

Establishments, Sales, Payroll, and Personnel, by Kind of Business

| Standard metropolitan area and kind of business | Establishments | | Sales | | Payroll, entire year (\$1,000) | Payroll, workweek ended nearest Nov. 15 | | Paid employees, workweek ended nearest Nov. 15 | | Proprietors (unincorporated businesses only) ¹ (Number) |
|--|-----------------------------|-----------------------|--|---------------------------------------|--------------------------------|---|-------------------------|--|------------------------|--|
| | Total ¹ (Number) | With payroll (Number) | Total, all establishments ¹ (\$1,000) | Establishments with payroll (\$1,000) | | Total (Dollars) | Full workweek (Dollars) | Total (Number) | Full workweek (Number) | |
| SPRINGFIELD-HOLYOKE STANDARD METROPOLITAN AREA—Con. | | | | | | | | | | |
| Other Retail Stores | | | | | | | | | | |
| Total | 702 | 422 | 59,906 | 55,070 | 6,827 | 131,710 | 124,098 | 2,218 | 1,879 | 545 |
| Liquor stores | 100 | 84 | 12,510 | 11,884 | 1,311 | 24,510 | 21,199 | 402 | 263 | 32 |
| Fuel, ice dealers | 149 | 93 | 25,561 | 24,083 | 2,540 | 50,028 | 48,848 | 699 | 662 | 118 |
| Fuel dealers (coal, wood) | (NA) | 28 | (NA) | 9,177 | 864 | 16,311 | 15,803 | 236 | 222 | (NA) |
| Liquefied petroleum gas dealers | (NA) | 8 | (NA) | 621 | 95 | 2,120 | 2,114 | 29 | 29 | (NA) |
| Fuel oil dealers | (NA) | 57 | (NA) | 14,285 | 1,581 | 31,597 | 30,931 | 434 | 411 | (NA) |
| Ice dealers | (NA) | *** | (NA) | *** | *** | *** | *** | *** | *** | (NA) |
| Hay, grain, feed stores | 20 | 18 | 4,260 | (D) | 247 | 5,009 | 4,907 | 83 | 80 | 9 |
| Farm, garden supply stores | 12 | 8 | 905 | 875 | 151 | 3,139 | 3,028 | 47 | 43 | 10 |
| Jewelry stores | 69 | 51 | 4,589 | 4,309 | 732 | 13,687 | 12,886 | 251 | 206 | 46 |
| Book stores | 3 | 3 | (D) | (D) | (D) | (D) | (D) | (D) | (D) | (D) |
| Stationery stores | 17 | 15 | 1,017 | (D) | 132 | 2,546 | 2,238 | 62 | 48 | 13 |
| Sporting goods stores | 30 | 16 | 1,288 | 994 | 99 | 1,774 | 1,549 | 41 | 31 | 28 |
| Bicycle stores | 6 | 2 | 23 | (D) | (D) | (D) | (D) | (D) | (D) | (D) |
| Florists | 65 | 31 | 1,957 | 1,519 | 431 | 7,965 | 7,314 | 173 | 139 | 60 |
| Cigar stores, stands | 9 | 7 | 328 | (D) | 18 | 334 | 325 | 2 | 7 | 8 |
| News dealers, newsstands | 29 | 13 | 990 | 676 | 43 | 822 | 684 | 24 | 17 | 26 |
| Gift, novelty, souvenir stores | 34 | 14 | 645 | 395 | 53 | 1,026 | 852 | 32 | 19 | 34 |
| Music stores | 20 | 12 | 496 | 392 | 32 | 531 | 471 | 16 | 10 | 17 |
| Camera, photographic supply stores | 7 | 5 | 605 | (D) | 76 | 1,472 | 1,441 | 23 | 20 | 6 |
| Luggage, leather goods stores | 4 | 2 | (D) | (D) | (D) | (D) | (D) | (D) | (D) | (D) |
| Optical goods stores | 15 | 9 | 567 | 487 | 160 | 3,035 | 2,968 | 37 | 34 | 12 |
| Office, store machine and equipment dealers | 5 | 5 | 186 | 186 | 25 | 659 | 636 | 11 | 10 | 3 |
| Retail stores (except second-hand) n.e.c. | 26 | 26 | 1,187 | 1,187 | 223 | 4,346 | 4,082 | 79 | 69 | 18 |
| Second-hand stores | 16 | 8 | 592 | 328 | 180 | 3,703 | 3,625 | 101 | 98 | 14 |
| Nonstore Retailers | | | | | | | | | | |
| Total | 293 | 55 | 14,191 | 10,921 | 2,412 | 45,020 | 44,278 | 702 | 663 | 302 |
| Mail order houses | 7 | 5 | (D) | (D) | (D) | (D) | (D) | (D) | (D) | (D) |
| Direct selling (house-to-house) organizations | 265 | 37 | 8,589 | 5,617 | 1,504 | 28,505 | 28,284 | 394 | 381 | 284 |
| Merchandise vending machine operators | 21 | 13 | (D) | (D) | (D) | (D) | (D) | (D) | (D) | (D) |

STAMFORD-NORWALK STANDARD METROPOLITAN AREA—Consists of Norwalk and Stamford Cities; Darien, Greenwich, New Canaan, and Westport towns in Fairfield County, Conn.

| | | | | | | | | | | |
|---|-------|-------|---------|---------|--------|---------|---------|--------|-------|-------|
| Retail trade, total | 2,723 | 1,987 | 321,842 | 303,122 | 35,768 | 662,610 | 608,440 | 11,753 | 9,262 | 2,436 |
| Food Stores | | | | | | | | | | |
| Total | 468 | 302 | 82,417 | 76,817 | 5,965 | 114,405 | 103,161 | 2,059 | 1,557 | 445 |
| Grocery stores | 297 | 189 | 71,061 | 67,521 | 4,849 | 91,503 | 82,121 | 1,589 | 1,177 | 273 |
| Meat markets | 44 | 24 | 3,441 | 2,705 | 204 | 4,441 | 4,275 | 65 | 59 | 50 |
| Fish (seafood) markets | 7 | 7 | 1,622 | 1,622 | 127 | 2,850 | 2,604 | 47 | 37 | 3 |
| Fruit stores, vegetable markets | 35 | 6 | 577 | 359 | 21 | 386 | 248 | 11 | 5 | 19 |
| Candy, nut, confectionery stores | 29 | 21 | 1,465 | (D) | (D) | (D) | (D) | (D) | (D) | (D) |
| Bakery products stores | (NA) | 27 | 1,815 | (D) | 479 | 9,638 | 8,884 | 206 | 169 | 23 |
| Bakeries, with baking on premises | (NA) | 24 | (NA) | 1,698 | 446 | 8,957 | 8,203 | 193 | 156 | (NA) |
| Bakeries, without baking on premises | (NA) | 3 | (NA) | (D) | (D) | (D) | (D) | (D) | (D) | (NA) |
| Delicatessen stores | 28 | 16 | 1,567 | 1,029 | 64 | 1,135 | 978 | 33 | 25 | 35 |
| Food stores, n.e.c. | 18 | 12 | 849 | 645 | 125 | 2,510 | 2,367 | 56 | 49 | 14 |
| Eating, Drinking Places | | | | | | | | | | |
| Total | 409 | 327 | 20,150 | 19,062 | 3,896 | 77,833 | 68,029 | 1,812 | 1,345 | 440 |
| Eating places (except refreshment stands) | 239 | 189 | 14,888 | 14,156 | 3,185 | 64,174 | 56,609 | 1,465 | 1,125 | 271 |
| Restaurants, cafeterias | (NA) | 123 | (NA) | 13,865 | 3,120 | 62,943 | 55,456 | 1,445 | 1,109 | (NA) |
| Caterers | (NA) | 4 | (NA) | (D) | (D) | (D) | (D) | (D) | (D) | (NA) |
| In-plant food contractors | (NA) | 4 | (NA) | (D) | (D) | (D) | (D) | (D) | (D) | (NA) |
| Refreshment stands | 5 | 45 | 1,347 | 1,281 | 162 | 2,458 | 1,851 | 86 | 42 | 39 |
| Drinking places | 119 | 93 | 3,915 | 3,625 | 549 | 11,201 | 9,569 | 261 | 178 | 130 |
| General Merchandise Group | | | | | | | | | | |
| Total | 40 | 54 | 19,773 | 18,981 | 3,196 | 59,721 | 47,374 | 1,580 | 928 | 66 |
| Department stores | 4 | 4 | 12,525 | 12,525 | 2,197 | 40,878 | 32,129 | 1,008 | 565 | *** |
| Dry goods, general merchandise stores | 36 | 26 | (D) | (D) | (D) | (D) | (D) | (D) | (D) | (D) |
| General stores | 3 | 1 | (D) | (D) | (D) | (D) | (D) | (D) | (D) | (D) |
| Variety stores | 35 | 23 | 5,167 | 4,779 | 838 | 15,539 | 12,152 | 491 | 292 | 25 |
| Apparel, Accessories Stores | | | | | | | | | | |
| Total | 343 | 279 | 26,136 | 25,048 | 3,357 | 60,764 | 55,363 | 1,182 | 930 | 272 |
| Shoe stores | 52 | 42 | 3,899 | 3,653 | 452 | 8,444 | 7,466 | 139 | 102 | 30 |
| Men's shoe stores | (NA) | 4 | (NA) | (D) | (D) | (D) | (D) | (D) | (D) | (NA) |
| Women's shoe stores | (NA) | 14 | (NA) | 886 | 109 | 2,148 | 1,735 | 34 | 22 | (NA) |
| Children's, juveniles' shoe stores | (NA) | 1 | (NA) | (D) | (D) | (D) | (D) | (D) | (D) | (NA) |
| Family shoe stores | (NA) | 23 | (NA) | 2,362 | 300 | 5,545 | 5,037 | 89 | 69 | (NA) |
| Men's, boys' clothing and furnishings stores | (NA) | 54 | (NA) | 4,851 | 646 | 10,906 | 10,271 | 169 | 144 | (NA) |
| Men's, boys' clothing stores | (NA) | 41 | (NA) | 3,914 | 542 | 9,287 | 8,728 | 133 | 113 | (NA) |
| Men's, boys' furnishings stores | (NA) | 13 | (NA) | 937 | 104 | 1,619 | 1,543 | 36 | 31 | (NA) |
| Family clothing stores | (NA) | 11 | (NA) | 2,374 | 325 | 5,317 | 4,386 | 116 | 76 | (NA) |
| Women's clothing, specialty stores | (NA) | 151 | 11,844 | 11,466 | 1,555 | 28,668 | 26,590 | 593 | 483 | 129 |
| Ready-to-wear stores | (NA) | 82 | (NA) | 8,846 | 1,189 | 23,036 | 21,362 | 468 | 385 | (NA) |
| Millinery stores | (NA) | 16 | (NA) | 365 | 56 | 953 | 833 | 26 | 19 | (NA) |
| Clothing, specialty stores, n.e.c. | (NA) | 29 | (NA) | 2,255 | 310 | 4,679 | 4,389 | 99 | 79 | (NA) |
| Children's, infants' wear stores | 36 | 30 | 2,368 | 2,218 | 296 | 5,269 | 4,599 | 127 | 92 | 30 |
| Apparel stores, n.e.c. | 25 | 15 | 554 | 486 | 83 | 2,160 | 2,051 | 38 | 33 | 25 |
| Furniture, Home Furnishings, Appliance Dealers | | | | | | | | | | |
| Total | 123 | 165 | 17,775 | 17,623 | 2,849 | 52,184 | 49,465 | 799 | 701 | 136 |
| Furniture, home furnishings stores | 113 | 97 | 9,202 | (D) | 1,398 | 27,116 | 25,612 | 406 | 357 | 88 |
| Furniture stores | (NA) | 38 | (NA) | 5,055 | 790 | 15,152 | 14,387 | 206 | 184 | (NA) |
| Floor covering stores | (NA) | 12 | (NA) | (D) | 267 | 5,558 | 5,364 | 75 | 70 | (NA) |
| Home furnishings stores, n.e.c., antique stores | (NA) | 47 | (NA) | 2,529 | 341 | 6,406 | 5,861 | 125 | 103 | (NA) |
| Household appliance, radio, TV stores | 70 | 68 | 9,573 | (D) | 1,451 | 25,068 | 23,853 | 393 | 344 | 48 |
| Household appliance stores | (NA) | 26 | (NA) | 2,823 | 470 | 7,074 | 6,902 | 105 | 99 | (NA) |
| Appliance, radio, TV stores | (NA) | 24 | (NA) | 4,263 | 682 | 12,222 | 11,534 | 183 | 158 | (NA) |
| Radio, TV stores | (NA) | 18 | (NA) | (D) | 299 | 5,772 | 5,417 | 105 | 87 | (NA) |

Standard Notes: (D) Withheld to avoid disclosure. (NA) Not available. n.e.c. Not elsewhere classified. XXX Not applicable. (Z) Less than \$500. ... Represents zero.
¹ Group totals may include data for establishments without payroll which could not be classified by detailed kind of business.

Table 103. RETAIL TRADE: 1954 — STANDARD METROPOLITAN AREAS — Continued

Establishments, Sales, Payroll, and Personnel, by Kind of Business

| Standard metropolitan area and kind of business | Establishments | | Sales | | Payroll, entire year (\$1,000) | Payroll, workweek ended nearest Nov. 15 | | Paid employees, workweek ended nearest Nov. 15 | | Proprietors (unincorporated businesses only) (Number) |
|---|-----------------------------|-----------------------|--|---------------------------------------|--------------------------------|---|-------------------------|--|------------------------|---|
| | Total ¹ (Number) | With payroll (Number) | Total, all establishments ¹ (\$1,000) | Establishments with payroll (\$1,000) | | Total (Dollars) | Full workweek (Dollars) | Total (Number) | Full workweek (Number) | |
| STAMFORD-NORWALK STANDARD METROPOLITAN AREA—Con. | | | | | | | | | | |
| Automotive Group | | | | | | | | | | |
| Total..... | 116 | 108 | 57,311 | 56,819 | 6,026 | 101,409 | 99,670 | 1,322 | 1,272 | 63 |
| Passenger car dealers (franchised)..... | 61 | 61 | 49,615 | 49,615 | 5,370 | 88,882 | 87,301 | 1,141 | 1,099 | 13 |
| Passenger car dealers (nonfranchised)..... | 21 | 21 | 2,868 | 2,776 | 141 | 2,437 | 2,381 | 36 | 33 | 24 |
| Tire, battery, accessory dealers..... | 21 | 17 | 2,603 | 2,323 | 357 | 6,527 | 6,482 | 97 | 94 | 17 |
| Motorcycle, aircraft, boat dealers..... | 11 | 7 | (D) | (D) | (D) | (D) | (D) | (D) | (D) | (D) |
| Household trailer dealers..... | 1 | 1 | (D) | (D) | (D) | (D) | (D) | (D) | (D) | (D) |
| Automotive dealers, n.e.c..... | 1 | 1 | (D) | (D) | (D) | (D) | (D) | (D) | (D) | (D) |
| Gasoline Service Stations | | | | | | | | | | |
| Total..... | 231 | 181 | 15,325 | 14,049 | 1,395 | 28,092 | 25,211 | 507 | 391 | 264 |
| Lumber, Bldg. Mats., Hardware, Farm Equipment Dealers | | | | | | | | | | |
| Total..... | 118 | 98 | 28,880 | 28,450 | 3,787 | 69,005 | 67,360 | 838 | 781 | 69 |
| Farm equipment dealers..... | 4 | 2 | 112 | (D) | (D) | (D) | (D) | (D) | (D) | (D) |
| Lumber, building materials dealers..... | 42 | 38 | 21,917 | 21,865 | 2,780 | 51,725 | 50,774 | 578 | 554 | 10 |
| Paint, glass, wallpaper stores..... | 16 | 14 | 1,842 | (D) | 269 | 5,136 | 4,955 | 67 | 61 | 11 |
| Plumbing, electrical supply stores..... | 10 | 8 | 395 | (D) | (D) | (D) | (D) | (D) | (D) | (D) |
| Hardware stores..... | 46 | 36 | 4,584 | 4,324 | 653 | 10,770 | 10,257 | 173 | 146 | 35 |
| Drug Stores, Proprietary Stores | | | | | | | | | | |
| Total..... | 87 | 81 | 8,508 | 8,328 | 1,122 | 20,895 | 18,889 | 380 | 299 | 70 |
| Drug stores..... | (NA) | 73 | (NA) | 7,615 | 1,076 | 19,881 | 18,012 | 352 | 278 | (NA) |
| Proprietary stores..... | (NA) | 8 | (NA) | 713 | 46 | 1,014 | 877 | 28 | 21 | (NA) |
| Other Retail Stores | | | | | | | | | | |
| Total..... | 564 | 358 | 41,889 | 35,493 | 3,803 | 71,154 | 67,032 | 1,147 | 957 | 485 |
| Liquor stores..... | 173 | 105 | 14,816 | 11,540 | 609 | 11,025 | 10,225 | 168 | 132 | 146 |
| Fuel, ice dealers..... | 72 | 40 | 10,761 | 9,907 | 1,300 | 23,581 | 23,051 | 302 | 286 | 56 |
| Fuel dealers (coal, wood)..... | (NA) | 6 | (NA) | 840 | (D) | 1,951 | (D) | 30 | 30 | (NA) |
| Liquefied petroleum gas dealers..... | (NA) | 4 | (NA) | (D) | (D) | (D) | (D) | (D) | (D) | (NA) |
| Fuel oil dealers..... | (NA) | 29 | (NA) | 8,546 | 1,042 | 19,555 | 19,060 | 243 | 228 | (NA) |
| Ice dealers..... | (NA) | 1 | (NA) | (D) | (D) | (D) | (D) | (D) | (D) | (NA) |
| Hay, grain, feed stores..... | 7 | 7 | 893 | 893 | 135 | 2,581 | 2,480 | 38 | 32 | ••• |
| Farm, garden supply stores..... | 10 | 10 | 757 | 757 | 109 | 1,969 | 1,956 | 24 | 27 | 8 |
| Jewelry stores..... | 35 | 29 | 1,980 | 1,900 | 327 | 6,627 | 6,392 | 99 | 91 | 24 |
| Book stores..... | 7 | 5 | 806 | (D) | 25 | 535 | 520 | 13 | 12 | 7 |
| Stationery stores..... | 49 | 25 | 3,304 | 2,646 | 289 | 5,898 | 5,567 | 114 | 98 | 49 |
| Sporting goods stores..... | 28 | 22 | 1,519 | 1,483 | 160 | 3,548 | 3,228 | 69 | 56 | 22 |
| Bicycle stores..... | 2 | 2 | (D) | (D) | (D) | (D) | (D) | (D) | (D) | (D) |
| Florists..... | 32 | 18 | 1,251 | 955 | 197 | 3,029 | 2,884 | 60 | 52 | 35 |
| Cigar stores, stands..... | 8 | 4 | 205 | 101 | 6 | 81 | 72 | 4 | 3 | 8 |
| News dealers, newsstands..... | 19 | 11 | 904 | 598 | 62 | 1,143 | 722 | 32 | 16 | 15 |
| Gift, novelty, souvenir stores..... | 25 | 17 | 971 | 879 | 69 | 1,579 | 1,086 | 44 | 21 | 30 |
| Music stores..... | 15 | 15 | 659 | 659 | 100 | 1,937 | 1,672 | 47 | 29 | 6 |
| Camera, photographic supply stores..... | 11 | 11 | 678 | 678 | 83 | 958 | 900 | 17 | 14 | 11 |
| Luggage, leather goods stores..... | 5 | 5 | 335 | 335 | 64 | 892 | 857 | 18 | 14 | 4 |
| Optical goods stores..... | 3 | 3 | (D) | (D) | (D) | (D) | (D) | (D) | (D) | (D) |
| Office, store machine and equipment dealers..... | 2 | 2 | (D) | (D) | (D) | (D) | (D) | (D) | (D) | (D) |
| Retail stores (except second-hand) n.e.c..... | 23 | 23 | 816 | 816 | 82 | 1,673 | 1,518 | 36 | 28 | 15 |
| Second-hand stores..... | 10 | 4 | (D) | (D) | (D) | (D) | (D) | (D) | (D) | (D) |
| Nonstore Retailers | | | | | | | | | | |
| Total..... | 124 | 34 | 3,678 | 2,452 | 372 | 7,148 | 6,886 | 127 | 101 | 126 |
| Mail order houses..... | 4 | 2 | (D) | (D) | (D) | (D) | (D) | (D) | (D) | (D) |
| Direct selling (house-to-house) organizations..... | 108 | 24 | 2,403 | 1,345 | 243 | 4,924 | 4,725 | 98 | 74 | 111 |
| Merchandise vending machine operators..... | 12 | 8 | (D) | (D) | (D) | (D) | (D) | (D) | (D) | (D) |
| WATERBURY STANDARD METROPOLITAN AREA—Consists of Waterbury City; Naugatuck borough; Beacon Falls, Cheshire, Middlebury, Prospect, and Wolcott towns in New Haven County; and Thomastown and Watertown towns in Litchfield County, Conn. | | | | | | | | | | |
| Retail trade, total..... | 1,929 | 1,283 | 185,210 | 172,270 | 21,277 | 397,606 | 358,639 | 7,787 | 5,950 | 1,837 |
| Food Stores | | | | | | | | | | |
| Total..... | 437 | 245 | 48,976 | 44,098 | 3,487 | 65,275 | 56,466 | 1,325 | 957 | 450 |
| Grocery stores..... | 328 | 184 | 42,774 | 38,974 | 2,934 | 54,379 | 47,297 | 1,094 | 789 | 329 |
| Fish (seafood) markets..... | 26 | 14 | 3,135 | 2,777 | 236 | 4,529 | 3,587 | 85 | 56 | 30 |
| Fruit stores, vegetable markets..... | 3 | 3 | 293 | 259 | 26 | 641 | 541 | 10 | 7 | 3 |
| Candy, nut, confectionery stores..... | 11 | 3 | 375 | 185 | 10 | 88 | 68 | 3 | 2 | 14 |
| Bakery products stores..... | 23 | 13 | 591 | 487 | 35 | 647 | 502 | 23 | 14 | 20 |
| Bakeries, with baking on premises..... | 18 | 16 | 755 | (D) | (D) | (D) | (D) | (D) | (D) | 22 |
| Bakeries, without baking on premises..... | (NA) | 15 | (NA) | 701 | 178 | 3,511 | 3,166 | 77 | 62 | (NA) |
| Delicatessen stores..... | (NA) | 1 | (NA) | (D) | (D) | (D) | (D) | (D) | (D) | (NA) |
| Food stores, n.e.c..... | 9 | 5 | 325 | 203 | 17 | 299 | 284 | 9 | 8 | 8 |
| Eating, Drinking Places | | | | | | | | | | |
| Total..... | 17 | 7 | 706 | (D) | (D) | (D) | (D) | (D) | (D) | (D) |
| Eating places (except refreshment stands) | | | | | | | | | | |
| Total..... | 376 | 296 | 14,584 | 13,486 | 2,446 | 51,257 | 43,208 | 1,320 | 937 | 435 |
| Restaurants, cafeterias..... | 189 | 129 | 8,097 | 7,231 | 1,568 | 32,783 | 27,873 | 800 | 623 | 209 |
| Caterers..... | (NA) | 122 | (NA) | 6,580 | 1,439 | 30,009 | 25,521 | 732 | 579 | (NA) |
| In-plant food contractors..... | 2 | 2 | (NA) | (D) | (D) | (D) | (D) | (D) | (D) | (NA) |
| Refreshment stands..... | (NA) | 5 | (NA) | (D) | (D) | (D) | (D) | (D) | (D) | (NA) |
| Drinking places..... | 41 | 35 | 1,273 | 1,191 | 187 | 3,896 | 2,971 | 130 | 77 | 41 |
| General Merchandise Group | | | | | | | | | | |
| Total..... | 144 | 132 | 5,202 | 5,064 | 691 | 14,578 | 12,358 | 390 | 237 | 183 |
| Department stores..... | 40 | 28 | 11,278 | 11,098 | 1,850 | 32,962 | 27,805 | 892 | 630 | 31 |
| Dry goods, general merchandise stores..... | 3 | 3 | 4,527 | 4,527 | 798 | 13,627 | 11,802 | 378 | 288 | ••• |
| General stores..... | 27 | 17 | 2,056 | (D) | 251 | 4,122 | 3,641 | 90 | 64 | 25 |
| Variety stores..... | ••• | ••• | ••• | ••• | ••• | ••• | ••• | ••• | ••• | ••• |
| | 10 | 8 | 4,695 | (D) | 801 | 15,213 | 12,362 | 424 | 278 | 6 |

Standard Notes: (D) Withheld to avoid disclosure. (NA) Not available. n.e.c. Not elsewhere classified. XXX Not applicable. (Z) Less than \$500. ... Represents zero.
¹ Group totals may include data for establishments without payroll which could not be classified by detailed kind of business.

Table 103. RETAIL TRADE: 1954 — STANDARD METROPOLITAN AREAS — Continued

Establishments, Sales, Payroll, and Personnel, by Kind of Business

| Standard metropolitan area and kind of business | Establishments | | Sales | | Payroll, entire year (\$1,000) | Payroll, workweek ended nearest Nov. 15 | | Paid employees, workweek ended nearest Nov. 15 | | Proprietors (un- incorporated businesses only) ¹ (Number) |
|---|--------------------------------|-----------------------------|---|--|---|--|-------------------------------|--|------------------------------|--|
| | Total ¹ (Number) | With payroll (Number) | Total, all establish- ments ¹ (\$1,000) | Establish- ments with payroll (\$1,000) | | Total (Dollars) | Full workweek (Dollars) | Total (Number) | Full workweek (Number) | |
| WATERBURY STANDARD METROPOLITAN AREA—Con. | | | | | | | | | | |
| Apparel, Accessories Stores | | | | | | | | | | |
| Total | 180 | 144 | 18,135 | 17,735 | 2,793 | 51,684 | 45,206 | 1,166 | 809 | 145 |
| Shoe stores | 27 | 25 | 2,346 | (D) | 304 | 5,001 | 4,080 | 100 | 64 | 14 |
| Men's shoe stores | (NA) | 2 | (NA) | (D) | (D) | (D) | (D) | (D) | (D) | (NA) |
| Women's shoe stores | (NA) | 7 | (NA) | 660 | 106 | 1,585 | 1,403 | 30 | 22 | (NA) |
| Children's, juveniles' shoe stores | (NA) | 1 | (NA) | (D) | (D) | (D) | (D) | (D) | (D) | (NA) |
| Family shoe stores | (NA) | 15 | (NA) | 1,508 | 188 | 3,104 | 2,397 | 64 | 38 | (NA) |
| Men's, boys' clothing and furnishings stores | (NA) | 34 | (NA) | 3,599 | 513 | 11,023 | 10,338 | 188 | 147 | (NA) |
| Men's, boys' clothing stores | (NA) | 28 | (NA) | 3,307 | 496 | 10,578 | 9,897 | 179 | 138 | (NA) |
| Men's, boys' furnishings stores | (NA) | 6 | (NA) | 292 | 17 | 445 | 441 | 9 | 9 | (NA) |
| Family clothing stores | (NA) | 13 | (NA) | 2,169 | 271 | 3,839 | 3,252 | 145 | 90 | (NA) |
| Women's clothing, specialty stores | (NA) | 57 | 8,448 | 8,362 | 1,529 | 28,326 | 24,955 | 638 | 463 | 42 |
| Ready-to-wear stores | (NA) | 35 | (NA) | 7,477 | 1,382 | 25,657 | 22,610 | 577 | 417 | (NA) |
| Millinery stores | (NA) | 11 | (NA) | 356 | 68 | 1,290 | 1,135 | 27 | 21 | (NA) |
| Clothing, specialty stores, n.e.c. | (NA) | 11 | (NA) | 529 | 79 | 1,379 | 1,210 | 34 | 25 | (NA) |
| Children's, infants' wear stores | 11 | 7 | 1,110 | 1,014 | 128 | 2,587 | 1,765 | 78 | 33 | 13 |
| Apparel stores, n.e.c. | 14 | 8 | 321 | (D) | 48 | 908 | 818 | 17 | 12 | 14 |
| Furniture, Home Furnishings, Appliance Dealers | | | | | | | | | | |
| Total | 109 | 83 | 12,859 | 12,549 | 2,100 | 38,892 | 37,175 | 572 | 502 | 72 |
| Furniture, home furnishings stores | 60 | 54 | 8,504 | 8,424 | 1,517 | 28,884 | 27,510 | 400 | 348 | 37 |
| Furniture stores | (NA) | 27 | (NA) | 6,762 | 1,154 | 21,997 | 21,065 | 260 | 233 | (NA) |
| Floor covering stores | (NA) | 12 | (NA) | 858 | 129 | 2,459 | 2,422 | 40 | 38 | (NA) |
| Home furnishings stores, n.e.c., antique stores | (NA) | 15 | (NA) | 1,504 | 274 | 4,428 | 4,023 | 100 | 77 | (NA) |
| Household appliance, radio, TV stores | 49 | 29 | 4,355 | 4,125 | 583 | 10,008 | 9,665 | 172 | 154 | 35 |
| Household appliance stores | (NA) | 10 | (NA) | 2,040 | 295 | 4,519 | 4,519 | 71 | 71 | (NA) |
| Appliance, radio, TV stores | (NA) | 11 | (NA) | 1,454 | 168 | 3,440 | 3,181 | 65 | 51 | (NA) |
| Radio, TV stores | (NA) | 8 | (NA) | 631 | 120 | 2,049 | 1,965 | 76 | 32 | (NA) |
| Automotive Group | | | | | | | | | | |
| Total | 80 | 72 | 28,780 | 28,656 | 3,156 | 55,543 | 54,014 | 774 | 706 | 50 |
| Passenger car dealers (franchised) | 32 | 32 | 20,880 | 20,880 | 2,364 | 40,173 | 39,186 | 532 | 494 | 10 |
| Passenger car dealers (nonfranchised) | 28 | 22 | 5,334 | 5,236 | 310 | 6,521 | 6,231 | 105 | 86 | 29 |
| Tire, battery, accessory dealers | 16 | 16 | (D) | (D) | (D) | (D) | (D) | (D) | (D) | (D) |
| Motocycle, aircraft, boat dealers | 1 | 1 | (D) | (D) | (D) | (D) | (D) | (D) | (D) | (D) |
| Household trailer dealers | 1 | 1 | (D) | (D) | (D) | (D) | (D) | (D) | (D) | (D) |
| Automotive dealers, n.e.c. | ... | ... | ... | ... | ... | ... | ... | ... | ... | ... |
| Gasoline Service Stations | | | | | | | | | | |
| Total | 137 | 101 | 7,579 | 6,579 | 528 | 11,650 | 10,143 | 249 | 174 | 152 |
| Lumber, Bldg. Mads., Hardware, Farm Equipment Dealers | | | | | | | | | | |
| Total | 81 | 59 | 13,885 | 13,447 | 1,874 | 34,477 | 33,725 | 457 | 426 | 60 |
| Farm equipment dealers | 1 | 1 | (D) | (D) | (D) | (D) | (D) | (D) | (D) | (D) |
| Lumber, building materials dealers | 18 | 16 | 8,173 | (D) | 1,173 | 21,154 | 20,949 | 255 | 247 | 6 |
| Paint, glass, wallpaper stores | 12 | 10 | (D) | (D) | (D) | (D) | (D) | (D) | (D) | (D) |
| Plumbing, electrical supply stores | 10 | 10 | 1,325 | 1,325 | 204 | 4,214 | 4,082 | 61 | 53 | 6 |
| Hardware stores | 40 | 22 | 2,455 | 2,063 | 258 | 4,770 | 4,542 | 76 | 68 | 41 |
| Drug Stores, Proprietary Stores | | | | | | | | | | |
| Total | 76 | 74 | 5,450 | (D) | 584 | 11,549 | 9,367 | 289 | 180 | 62 |
| Drug stores | (NA) | 63 | (NA) | (D) | 517 | 10,437 | 8,298 | 259 | 153 | (NA) |
| Proprietary stores | (NA) | 11 | (NA) | 701 | 67 | 1,112 | 1,069 | 30 | 27 | (NA) |
| Other Retail Stores | | | | | | | | | | |
| Total | 327 | 161 | 20,019 | (D) | 1,980 | 36,936 | 34,230 | 636 | 525 | 294 |
| Liquor stores | 101 | 43 | 4,611 | 2,913 | 137 | 2,311 | 2,000 | 60 | 41 | 90 |
| Fuel, ice dealers | 82 | 36 | 5,769 | 4,991 | 637 | 10,153 | 9,667 | 160 | 137 | 79 |
| Fuel dealers (coal, wood) | (NA) | 8 | (NA) | 887 | 92 | 1,690 | 1,533 | 32 | 25 | (NA) |
| Liquefied petroleum gas dealers | (NA) | 2 | (NA) | (D) | (D) | (D) | (D) | (D) | (D) | (NA) |
| Fuel oil dealers | (NA) | 25 | (NA) | 3,798 | 463 | 6,960 | 6,654 | 111 | 96 | (NA) |
| Ice dealers | (NA) | 1 | (NA) | (D) | (D) | (D) | (D) | (D) | (D) | (NA) |
| Hay, grain, feed stores | 6 | 6 | 1,782 | 1,782 | 120 | 2,557 | 2,359 | 44 | 36 | ... |
| Farm, garden supply stores | 5 | 1 | 158 | (D) | (D) | (D) | (D) | (D) | (D) | (D) |
| Jewelry stores | 23 | 17 | 2,726 | 2,634 | 526 | 10,713 | 9,929 | 163 | 143 | 13 |
| Book stores | 2 | 2 | (D) | (D) | (D) | (D) | (D) | (D) | (D) | (D) |
| Stationery stores | 6 | 4 | 1,096 | (D) | 176 | 3,500 | 3,290 | 60 | 52 | 8 |
| Sporting goods stores | 10 | 4 | 402 | 350 | 38 | 676 | 606 | 12 | 10 | 8 |
| Bicycle stores | ... | ... | ... | ... | ... | ... | ... | ... | ... | ... |
| Florists | 17 | 11 | 185 | 413 | 72 | 1,453 | 1,312 | 29 | 23 | 17 |
| Cigar stores, stands | 21 | 5 | 667 | 293 | 11 | 179 | 145 | 4 | 3 | 22 |
| News dealers, newsstands | 8 | 4 | 389 | 297 | 26 | 430 | 342 | 14 | 7 | 6 |
| Gift, novelty, souvenir stores | 6 | 6 | 234 | (D) | 21 | 564 | 405 | 19 | 9 | 12 |
| Music stores | 7 | 3 | 410 | 300 | 33 | 737 | 737 | 16 | 16 | 4 |
| Camera, photographic supply stores | 3 | 3 | 367 | 367 | 18 | 366 | 366 | 5 | 5 | 3 |
| Luggage, leather goods stores | 1 | 1 | (D) | (D) | (D) | (D) | (D) | (D) | (D) | (D) |
| Optical goods stores | 1 | 1 | (D) | (D) | (D) | (D) | (D) | (D) | (D) | (D) |
| Office, store machine and equipment dealers | 1 | 1 | (D) | (D) | (D) | (D) | (D) | (D) | (D) | (D) |
| Retail stores (except second-hand) n.e.c. | 10 | 10 | 341 | 341 | 49 | 1,043 | 823 | 19 | 14 | 5 |
| Second-hand stores | 5 | 3 | 167 | (D) | (D) | (D) | (D) | (D) | (D) | (D) |
| Nonstore Retailers | | | | | | | | | | |
| Total | 96 | 20 | 3,665 | 2,673 | 479 | 7,381 | 7,300 | 107 | 104 | 86 |
| Mail order houses | ... | ... | ... | ... | ... | ... | ... | ... | ... | ... |
| Direct selling (house-to-house) organizations | 79 | 15 | 3,204 | (D) | 469 | 7,278 | 7,197 | 103 | 100 | 79 |
| Merchandise vending machine operators | 7 | 5 | 461 | (D) | 10 | 103 | 103 | 4 | 4 | 7 |

Standard Notes: (D) Withheld to avoid disclosure. (NA) Not available. n.e.c. Not elsewhere classified. XXX Not applicable. (Z) Less than \$500. ... Represents zero.

¹ Group totals may include data for establishments without payroll which could not be classified by detailed kind of business.

Table 103A. RETAIL TRADE: 1948¹— STANDARD METROPOLITAN AREAS

Establishments and Sales, by Kind of Business

| Kind of business | Establishments, 1948 | | Sales, 1948 | | Establishments, 1948 | | Sales, 1948 | | Establishments, 1948 | | Sales, 1948 | |
|---|---------------------------------------|-----------------------|-------------------------------------|---------------------------------------|--|-----------------------|-------------------------------------|---------------------------------------|--|-----------------------|-------------------------------------|---------------------------------------|
| | Total (Number) | With payroll (Number) | Total, all establishments (\$1,000) | Establishments with payroll (\$1,000) | Total (Number) | With payroll (Number) | Total, all establishments (\$1,000) | Establishments with payroll (\$1,000) | Total (Number) | With payroll (Number) | Total, all establishments (\$1,000) | Establishments with payroll (\$1,000) |
| | BRIDGEPORT STANDARD METROPOLITAN AREA | | | | HARTFORD STANDARD METROPOLITAN AREA | | | | NEW BRITAIN - BRISTOL STANDARD METROPOLITAN AREA | | | |
| Retail trade, total..... | 3,223 | 1,991 | 258,057 | 230,982 | 3,799 | 2,710 | 386,965 | 363,495 | 1,779 | 1,111 | 123,474 | 109,250 |
| Food stores..... | 948 | 430 | 65,508 | 52,189 | 847 | 493 | 79,311 | 70,734 | 474 | 223 | 33,388 | 27,047 |
| Eating, drinking places..... | 625 | 474 | 21,228 | 19,475 | 720 | 583 | 29,735 | 28,087 | 332 | 246 | 10,101 | 9,147 |
| General merchandise group..... | 76 | 33 | 27,676 | 27,101 | 85 | 73 | 64,349 | 64,054 | 47 | 34 | 8,079 | 7,945 |
| Apparel, accessories stores..... | 266 | 190 | 23,660 | 22,377 | 330 | 259 | 34,062 | 32,779 | 149 | 115 | 12,150 | 11,626 |
| Furniture, home furnishings, appliance dealers..... | 142 | 106 | 15,163 | 14,382 | 229 | 168 | 17,376 | 16,262 | 70 | 56 | 8,059 | 7,747 |
| Automotive group..... | 111 | 98 | 34,289 | 33,913 | 167 | 145 | 60,193 | 59,377 | 79 | 73 | 17,161 | 16,844 |
| Gasoline service stations..... | 282 | 167 | 10,356 | 7,806 | 396 | 282 | 16,346 | 14,109 | 174 | 94 | 6,541 | 4,694 |
| Lumber, building materials, hardware, farm equipment dealers..... | 138 | 102 | 21,075 | 20,382 | 153 | 123 | 24,234 | 23,632 | 53 | 43 | 7,975 | 7,753 |
| Drug stores, proprietary stores..... | 132 | 113 | 9,728 | 9,252 | 188 | 167 | 14,968 | 14,489 | 49 | 42 | 3,613 | 3,473 |
| Other retail stores..... | 491 | 266 | 26,502 | 21,233 | 649 | 386 | 39,904 | 33,581 | 348 | 181 | 16,029 | 12,596 |
| Nonstore retailers..... | 12 | 12 | 2,872 | 2,872 | 35 | 31 | 6,487 | 6,391 | 4 | 4 | 378 | 378 |
| | NEW HAVEN STANDARD METROPOLITAN AREA | | | | SPRINGFIELD - HOLYOKE STANDARD METROPOLITAN AREA | | | | STAMFORD - NORWALK STANDARD METROPOLITAN AREA | | | |
| Retail trade, total..... | 3,681 | 2,348 | 256,447 | 228,076 | 4,556 | 3,218 | 377,691 | 353,256 | 2,524 | 1,695 | 214,109 | 194,355 |
| Food stores..... | 1,005 | 457 | 63,526 | 49,619 | 1,204 | 686 | 85,449 | 74,831 | 586 | 290 | 53,682 | 46,252 |
| Eating, drinking places..... | 726 | 568 | 25,184 | 23,082 | 791 | 659 | 31,072 | 29,401 | 385 | 301 | 13,632 | 12,667 |
| General merchandise group..... | 96 | 52 | 19,537 | 18,992 | 118 | 86 | 39,482 | 39,081 | 56 | 45 | 9,002 | 8,814 |
| Apparel, accessories stores..... | 388 | 282 | 32,393 | 30,862 | 424 | 317 | 34,538 | 32,999 | 284 | 226 | 20,998 | 20,030 |
| Furniture, home furnishings, appliance dealers..... | 177 | 134 | 14,944 | 14,336 | 271 | 203 | 21,703 | 20,458 | 172 | 132 | 12,893 | 12,258 |
| Automotive group..... | 122 | 98 | 31,052 | 29,951 | 202 | 170 | 53,616 | 52,612 | 109 | 99 | 38,090 | 37,541 |
| Gasoline service stations..... | 298 | 208 | 12,178 | 9,948 | 432 | 278 | 16,272 | 13,425 | 239 | 157 | 10,937 | 8,940 |
| Lumber, building materials, hardware, farm equipment dealers..... | 102 | 73 | 13,007 | 12,537 | 205 | 156 | 28,371 | 27,428 | 101 | 86 | 18,816 | 18,448 |
| Drug stores, proprietary stores..... | 146 | 128 | 9,527 | 9,009 | 170 | 160 | 13,163 | 12,855 | 89 | 76 | 6,144 | 5,765 |
| Other retail stores..... | 599 | 330 | 32,392 | 27,093 | 714 | 479 | 49,260 | (D) | 499 | 280 | 29,411 | (D) |
| Nonstore retailers..... | 22 | 18 | 2,707 | 2,647 | 25 | 24 | 4,765 | (D) | 4 | 3 | 504 | (D) |
| | WATERBURY STANDARD METROPOLITAN AREA | | | | | | | | | | | |
| Retail trade, total..... | 1,945 | 1,201 | 139,247 | 123,821 | | | | | | | | |
| Food stores..... | 514 | 257 | 35,177 | 29,079 | | | | | | | | |
| Eating, drinking places..... | 397 | 278 | 12,580 | 11,217 | | | | | | | | |
| General merchandise group..... | 53 | 26 | 9,701 | 9,303 | | | | | | | | |
| Apparel, accessories stores..... | 155 | 130 | 16,765 | 16,373 | | | | | | | | |
| Furniture, home furnishings, appliance dealers..... | 86 | 64 | 8,429 | 7,922 | | | | | | | | |
| Automotive group..... | 75 | 68 | 20,157 | 19,161 | | | | | | | | |
| Gasoline service stations..... | 180 | 96 | 6,246 | 4,521 | | | | | | | | |
| Lumber, building materials, hardware, farm equipment dealers..... | 62 | 49 | 9,569 | 9,225 | | | | | | | | |
| Drug stores, proprietary stores..... | 76 | 66 | 4,445 | 4,147 | | | | | | | | |
| Other retail stores..... | 341 | 162 | 15,739 | (D) | | | | | | | | |
| Nonstore retailers..... | 6 | 5 | 439 | (D) | | | | | | | | |

Standard Notes: (D) Withheld to avoid disclosure. (NA) Not available. ... Represents zero.

¹Data in this table differ from those which appeared in the publications of the 1948 Census of Retail Trade. For a description of the adjustments see Comparison of 1948 and 1954 Censuses in the Introduction.

Table 104. RETAIL TRADE: 1954 — COUNTIES WITH 500 ESTABLISHMENTS OR MORE

Establishments, Sales, Payroll, and Personnel, by Kind of Business

| County and kind of business | Establishments | | Sales | | Payroll, entire year (\$1,000) | Payroll, workweek ended nearest Nov. 15 | | Paid employees, workweek ended nearest Nov. 15 | | Proprietors (unincorporated businesses, only) ¹ (Number) |
|---|--------------------------------|--------------------------|---|--|-----------------------------------|---|----------------------------|--|---------------------------|--|
| | Total ¹ (Number) | With payroll (Number) | Total, all establishments ¹ (\$1,000) | Establishments with payroll (\$1,000) | | Total (Dollars) | Full workweek (Dollars) | Total (Number) | Full workweek (Number) | |
| FAIRFIELD COUNTY | | | | | | | | | | |
| Retail trade, total | 6,600 | 4,586 | 709,446 | 663,496 | 79,066 | 1,489,652 | 1,365,145 | 27,548 | 21,705 | 6,152 |
| Food stores, total | 1,316 | 798 | 184,525 | 169,053 | 12,693 | 242,088 | 213,374 | 4,729 | 3,401 | 1,321 |
| Grocery stores | 863 | 501 | 155,930 | 144,564 | 9,812 | 183,882 | 160,673 | 3,491 | 2,432 | 866 |
| Meat markets, fish (seafood) markets | 137 | 87 | 13,047 | 11,463 | 855 | 17,471 | 15,624 | 309 | 234 | 144 |
| Fruit stores, vegetable markets | 55 | 23 | 2,463 | 1,789 | 176 | 3,222 | 2,542 | 74 | 38 | 62 |
| Candy, nut, confectionery stores | 79 | 47 | 3,138 | 2,388 | 199 | 3,764 | 3,437 | 118 | 94 | 82 |
| Bakery products stores | 87 | 79 | 4,625 | 4,519 | 1,172 | 24,648 | 23,006 | 518 | 441 | 70 |
| Other food stores | 95 | 61 | 5,322 | 4,330 | 479 | 9,101 | 8,092 | 219 | 162 | 97 |
| Eating, drinking places, total | 1,110 | 904 | 49,227 | 46,509 | 9,228 | 183,770 | 162,495 | 4,493 | 3,357 | 1,195 |
| Eating places (except refreshment stands) | 606 | 470 | 32,598 | 30,530 | 6,763 | 134,883 | 120,006 | 3,257 | 2,477 | 678 |
| Refreshment stands | 128 | 112 | 3,465 | 3,223 | 454 | 7,959 | 5,881 | 246 | 128 | 104 |
| Drinking places | 376 | 322 | 13,334 | 12,756 | 2,011 | 40,928 | 36,608 | 990 | 752 | 411 |
| General merchandise group, total | 201 | 123 | 55,428 | 53,872 | 9,064 | 175,792 | 149,497 | 4,372 | 3,071 | 170 |
| Department stores | 8 | 8 | 33,793 | 33,793 | 5,998 | 117,861 | 101,593 | 2,785 | 2,021 | ... |
| Dry goods, general merchandise stores | 111 | 69 | 8,268 | (D) | 960 | 18,542 | 16,789 | 382 | 298 | 105 |
| General stores | 7 | 5 | 278 | (D) | 16 | 259 | 259 | 5 | 5 | 7 |
| Variety stores | 69 | 41 | 12,893 | 12,267 | 2,090 | 39,130 | 30,856 | 1,200 | 747 | 52 |
| Apparel, accessories stores, total | 684 | 544 | 53,722 | 51,548 | 7,083 | 131,837 | 119,462 | 2,624 | 2,048 | 548 |
| Shoe stores | 110 | 90 | 8,659 | 8,233 | 1,048 | 19,358 | 17,260 | 339 | 256 | 59 |
| Men's, boys' clothing and furnishings stores | (NA) | 103 | (NA) | 9,682 | 1,289 | 23,110 | 21,511 | 368 | 294 | (NA) |
| Family clothing stores | (NA) | 25 | (NA) | 7,350 | 1,105 | 19,820 | 18,013 | 417 | 336 | (NA) |
| Women's clothing, specialty stores | 294 | 248 | 21,662 | 21,064 | 2,825 | 52,711 | 47,583 | 1,166 | 914 | 250 |
| Ready-to-wear stores | (NA) | 164 | (NA) | 16,270 | 2,166 | 41,658 | 37,896 | 908 | 726 | (NA) |
| Millinery stores | (NA) | 30 | (NA) | 1,012 | 163 | 2,986 | 2,625 | 80 | 57 | (NA) |
| Other clothing, specialty stores | (NA) | 54 | (NA) | 3,782 | 496 | 8,067 | 7,062 | 180 | 131 | (NA) |
| Other apparel stores | 108 | 76 | 5,613 | 5,219 | 816 | 16,838 | 15,095 | 332 | 248 | 97 |
| Furniture, home furnishings, appliance dealers, total | 427 | 337 | 41,497 | 40,121 | 6,312 | 123,372 | 119,153 | 1,868 | 1,697 | 331 |
| Furniture, home furnishings stores | 244 | 186 | 22,103 | 21,217 | 3,450 | 72,544 | 70,548 | 1,062 | 990 | 191 |
| Furniture stores | (NA) | 84 | (NA) | 13,262 | 2,194 | 49,308 | 48,274 | 678 | 645 | (NA) |
| Home furnishings stores, antique stores | (NA) | 102 | (NA) | 7,955 | 1,256 | 23,236 | 22,274 | 384 | 345 | (NA) |
| Household appliance, radio, TV stores | 179 | 151 | 19,370 | 18,904 | 2,862 | 50,828 | 48,605 | 806 | 707 | 136 |
| Automotive group, total | 248 | 216 | 115,205 | 114,327 | 11,981 | 206,963 | 203,645 | 2,582 | 2,468 | 128 |
| Passenger car dealers (franchised) | 113 | 113 | 97,591 | 97,591 | 10,390 | 178,596 | 176,138 | 2,175 | 2,098 | 22 |
| Passenger car dealers (nonfranchised) | 58 | 50 | 9,370 | 9,084 | 519 | 9,850 | 9,611 | 129 | 121 | 49 |
| Tire, battery, accessory dealers | 51 | 39 | 5,678 | 5,304 | 879 | 14,421 | 13,943 | 220 | 195 | 39 |
| Other automotive dealers | 26 | 14 | 2,566 | 2,348 | 193 | 4,096 | 3,953 | 58 | 54 | 18 |
| Gasoline service stations | 564 | 420 | 35,277 | 31,359 | 2,791 | 57,146 | 49,965 | 1,095 | 789 | 638 |
| Lumber, bldg. mats., hardware, farm equip. dealers, total | 287 | 229 | 59,722 | 58,486 | 8,224 | 150,308 | 146,416 | 1,946 | 1,814 | 201 |
| Farm equipment dealers | 13 | 9 | 1,139 | 1,047 | 166 | 3,113 | 3,113 | 43 | 43 | 10 |
| Lumber, building materials dealers | 97 | 81 | 41,896 | 41,602 | 5,737 | 105,619 | 103,307 | 1,257 | 1,208 | 45 |
| Plumbing, paint, electrical stores | 66 | 58 | 6,314 | 6,150 | 943 | 17,911 | 17,583 | 233 | 220 | 48 |
| Hardware stores | 111 | 81 | 10,373 | 9,687 | 1,378 | 23,665 | 22,413 | 413 | 343 | 98 |
| Drug stores, proprietary stores, total | 231 | 209 | 22,432 | 21,792 | 2,579 | 47,882 | 39,934 | 1,017 | 668 | 206 |
| Drug stores | (NA) | 190 | (NA) | (D) | 2,472 | 45,976 | 38,286 | 959 | 623 | (NA) |
| Proprietary stores | (NA) | 19 | (NA) | (D) | 107 | 1,906 | 1,648 | 58 | 45 | (NA) |
| Other retail stores, total | 1,193 | 723 | 80,231 | 67,473 | 7,596 | 143,666 | 134,926 | 2,424 | 2,031 | 1,088 |
| Liquor stores | 328 | 196 | 24,588 | 18,184 | 973 | 17,588 | 16,084 | 286 | 221 | 296 |
| Fuel, ice dealers | 174 | 86 | 19,984 | 17,974 | 2,195 | 43,401 | 41,934 | 597 | 551 | 147 |
| Feed, farm, garden supply stores | 44 | 32 | 5,035 | 4,893 | 489 | 8,901 | 8,368 | 134 | 114 | 31 |
| Jewelry stores | 75 | 59 | 5,185 | 5,009 | 932 | 16,083 | 15,516 | 266 | 237 | 61 |
| Book, stationery stores | 84 | 54 | 5,408 | 4,694 | 613 | 11,727 | 11,014 | 223 | 194 | 82 |
| Sporting goods, bicycle stores | 48 | 36 | 2,986 | 2,744 | 281 | 6,239 | 5,737 | 117 | 97 | 43 |
| Florists | 71 | 41 | 2,497 | 1,897 | 387 | 6,440 | 6,126 | 124 | 106 | 83 |
| Cigar stores, stands | 25 | 15 | 866 | (D) | 34 | 815 | 743 | 22 | 17 | 26 |
| News dealers, newsstands | 42 | 22 | 1,799 | 1,269 | 103 | 1,948 | 1,413 | 55 | 31 | 40 |
| Gift, novelty, souvenir stores | 65 | 33 | 1,826 | 1,478 | 149 | 3,355 | 2,481 | 92 | 51 | 69 |
| Music stores | 32 | 26 | 1,362 | 1,288 | 199 | 3,524 | 3,213 | 84 | 63 | 16 |
| Camera, photographic supply stores | 21 | 19 | 1,285 | (D) | 134 | 2,124 | 1,943 | 39 | 29 | 20 |
| Other retail stores (except second-hand) | 93 | 85 | 5,113 | 4,935 | 862 | 16,436 | 15,458 | 276 | 222 | 70 |
| Second-hand stores | 31 | 19 | 1,383 | 1,217 | 245 | 5,085 | 4,896 | 109 | 98 | 36 |
| Nonstore retailers, total | 339 | 83 | 12,180 | 8,956 | 1,515 | 26,828 | 26,278 | 398 | 361 | 326 |
| Mail order houses | 10 | 8 | 280 | (D) | 27 | 531 | 502 | 11 | 10 | 10 |
| Direct selling (house-to-house) organizations | 292 | 52 | 8,880 | 6,058 | 1,218 | 21,522 | 21,064 | 328 | 294 | 292 |
| Merchandise vending machine operators | 37 | 23 | 3,020 | (D) | 270 | 4,775 | 4,712 | 59 | 57 | 24 |
| HARTFORD COUNTY | | | | | | | | | | |
| Retail trade, total | 6,201 | 4,373 | 748,696 | 709,230 | 90,229 | 1,746,656 | 1,554,035 | 33,835 | 25,091 | 5,673 |
| Food stores, total | 1,149 | 699 | 166,953 | 153,523 | 11,059 | 217,175 | 183,982 | 4,576 | 3,043 | 1,142 |
| Grocery stores | 761 | 483 | 144,568 | 135,352 | 8,713 | 166,912 | 139,039 | 3,577 | 2,262 | 738 |
| Meat markets, fish (seafood) markets | 90 | 46 | 7,650 | 6,328 | 526 | 9,445 | 8,357 | 170 | 131 | 104 |
| Fruit stores, vegetable markets | 85 | 29 | 2,887 | 1,687 | 174 | 4,209 | 3,985 | 89 | 76 | 87 |
| Candy, nut, confectionery stores | 48 | 28 | 1,848 | 1,330 | 155 | 3,018 | 2,501 | 95 | 63 | 41 |
| Bakery products stores | 90 | 68 | 4,847 | 4,487 | 1,063 | 25,252 | 22,597 | 499 | 395 | 95 |
| Other food stores | 73 | 45 | 5,141 | 4,339 | 428 | 8,339 | 7,503 | 146 | 116 | 75 |
| Eating, drinking places, total | 1,111 | 953 | 57,130 | 54,952 | 12,868 | 258,394 | 230,617 | 6,169 | 4,650 | 1,113 |
| Eating places (except refreshment stands) | 604 | 512 | 38,644 | 37,398 | 9,575 | 190,928 | 174,287 | 4,484 | 3,523 | 597 |
| Refreshment stands | 138 | 112 | 4,302 | 4,016 | 593 | 12,239 | 8,859 | 376 | 201 | 131 |
| Drinking places | 367 | 329 | 14,150 | 13,538 | 2,700 | 55,227 | 47,471 | 1,309 | 926 | 383 |

Standard Notes: (D) Withheld to avoid disclosure. (NA) Not available. n.e.c. Not elsewhere classified. XXX Not applicable. (Z) Less than \$500. ... Represents zero.
¹ Group totals may include data for establishments without payroll which could not be classified by detailed kind of business.

Table 104. RETAIL TRADE: 1954 — COUNTIES WITH 500 ESTABLISHMENTS OR MORE—Continued

Establishments, Sales, Payroll, and Personnel, by Kind of Business

| County and kind of business | Establishments | | Sales | | Payroll, entire year (\$1,000) | Payroll, workweek ended nearest Nov. 15 | | Paid employees, workweek ended nearest Nov. 15 | | Proprietors (unincorporated businesses only) ¹ (Number) |
|--|--------------------------------|--------------------------|---|--|-----------------------------------|---|----------------------------|--|---------------------------|---|
| | Total ¹ (Number) | With payroll (Number) | Total, all establishments ¹ (\$1,000) | Establishments with payroll (\$1,000) | | Total (Dollars) | Full workweek (Dollars) | Total (Number) | Full workweek (Number) | |
| HARTFORD COUNTY--Con. | | | | | | | | | | |
| General merchandise group, total..... | 200 | 134 | 88,836 | 87,812 | 17,349 | 354,955 | 292,512 | 7,836 | 5,224 | 184 |
| Department stores..... | 9 | 9 | 54,642 | 54,642 | 11,554 | 238,839 | 197,132 | 5,020 | 3,442 | ... |
| Dry goods, general merchandise stores..... | 92 | 52 | 19,094 | 18,426 | 3,508 | 70,999 | 61,210 | 1,438 | 1,004 | 86 |
| General stores..... | 12 | 8 | 710 | 670 | 52 | 885 | 698 | 24 | 15 | 15 |
| Variety stores..... | 83 | 65 | 14,330 | 14,074 | 2,235 | 44,232 | 33,472 | 1,354 | 763 | 79 |
| Apparel, accessories stores, total..... | 531 | 447 | 52,191 | 50,903 | 7,699 | 148,002 | 130,962 | 3,170 | 2,278 | 382 |
| Shoe stores..... | 100 | 92 | 8,783 | 8,561 | 1,228 | 22,528 | 20,049 | 415 | 300 | 49 |
| Men's, boys' clothing and furnishings stores..... | (NA) | 98 | (NA) | 11,012 | 1,640 | 30,588 | 27,577 | 518 | 372 | (NA) |
| Family clothing stores..... | (NA) | 32 | (NA) | 7,459 | 1,174 | 21,748 | 17,909 | 554 | 311 | (NA) |
| Women's clothing, specialty stores..... | 191 | 165 | 18,771 | 18,495 | 2,799 | 54,505 | 48,278 | 1,323 | 997 | 136 |
| Ready-to-wear stores..... | (NA) | 119 | (NA) | 15,970 | 2,440 | 47,779 | 42,306 | 1,168 | 882 | (NA) |
| Millinery stores..... | (NA) | 17 | (NA) | 696 | 125 | 2,634 | 2,414 | 68 | 51 | (NA) |
| Other clothing, specialty stores..... | (NA) | 29 | (NA) | 1,829 | 234 | 4,092 | 3,558 | 87 | 64 | (NA) |
| Other apparel stores..... | 78 | 60 | 5,584 | 5,376 | 858 | 18,633 | 17,149 | 360 | 298 | 67 |
| Furniture, home furnishings, appliance dealers, total..... | 426 | 318 | 43,210 | 41,602 | 6,214 | 120,151 | 113,915 | 1,797 | 1,586 | 323 |
| Furniture, home furnishings stores..... | 225 | 170 | 23,515 | 22,773 | 3,770 | 70,641 | 67,788 | 1,029 | 929 | 176 |
| Furniture stores..... | (NA) | 88 | (NA) | 17,436 | 2,783 | 50,538 | 48,536 | 737 | 668 | (NA) |
| Home furnishings stores, antique stores..... | (NA) | 82 | (NA) | 5,762 | 1,031 | 20,943 | 20,092 | 313 | 282 | (NA) |
| Household appliance, radio, TV stores..... | 198 | 148 | 19,186 | 18,404 | 2,400 | 48,670 | 45,287 | 747 | 636 | 145 |
| Automotive group, total..... | 258 | 232 | 124,975 | 124,561 | 13,175 | 233,476 | 227,833 | 3,078 | 2,862 | 143 |
| Passenger car dealers (franchised)..... | 119 | 115 | 111,786 | 111,722 | 11,564 | 204,330 | 200,721 | 2,612 | 2,478 | 40 |
| Passenger car dealers (nonfranchised)..... | 60 | 52 | 5,745 | 5,503 | 512 | 9,798 | 9,322 | 142 | 122 | 46 |
| Tire, battery, accessory dealers..... | 61 | 55 | 5,824 | 5,788 | 930 | 16,850 | 15,445 | 281 | 224 | 42 |
| Other automotive dealers..... | 16 | 10 | 1,612 | 1,548 | 169 | 2,498 | 2,345 | 43 | 38 | 13 |
| Gasoline service stations..... | 582 | 446 | 41,834 | 37,646 | 2,943 | 59,276 | 49,031 | 1,309 | 816 | 653 |
| Lumber, bldg. mats., hardware, farm equip. dealers, total..... | 241 | 189 | 41,221 | 40,133 | 5,530 | 102,961 | 96,872 | 1,413 | 1,225 | 160 |
| Farm equipment dealers..... | 13 | 13 | 2,627 | 2,627 | 387 | 7,059 | 6,792 | 98 | 88 | 7 |
| Lumber, building materials dealers..... | 78 | 68 | 25,177 | 25,003 | 3,126 | 58,253 | 54,378 | 759 | 665 | 35 |
| Plumbing, paint, electrical stores..... | 52 | 40 | 5,868 | 5,538 | 1,041 | 19,454 | 18,904 | 253 | 239 | 46 |
| Hardware stores..... | 98 | 68 | 7,549 | 6,965 | 976 | 18,195 | 16,178 | 303 | 233 | 72 |
| Drug stores, proprietary stores, total..... | 252 | 236 | 27,588 | 27,160 | 3,307 | 62,702 | 50,413 | 1,423 | 835 | 209 |
| Drug stores..... | (NA) | 222 | (NA) | 26,194 | 3,226 | 61,211 | 49,270 | 1,379 | 810 | (NA) |
| Proprietary stores..... | (NA) | 14 | (NA) | 966 | 81 | 1,491 | 1,143 | 44 | 25 | (NA) |
| Other retail stores, total..... | 1,057 | 635 | 89,415 | 79,493 | 8,366 | 155,325 | 145,182 | 2,547 | 2,096 | 973 |
| Liquor stores..... | 336 | 178 | 19,162 | 13,660 | 724 | 13,776 | 11,440 | 306 | 191 | 309 |
| Fuel, ice dealers..... | 188 | 114 | 32,052 | 30,738 | 3,249 | 59,442 | 57,234 | 811 | 733 | 166 |
| Feed, farm, garden supply stores..... | 46 | 34 | 13,344 | 12,966 | 950 | 18,577 | 17,652 | 266 | 238 | 27 |
| Jewelry stores..... | 80 | 50 | 6,599 | 6,343 | 1,206 | 22,489 | 21,518 | 341 | 308 | 58 |
| Book, stationery stores..... | 21 | 17 | 1,818 | 1,802 | 159 | 3,735 | 3,522 | 71 | 61 | 22 |
| Sporting goods, bicycle stores..... | 57 | 24 | 1,792 | 1,476 | 149 | 2,771 | 2,468 | 63 | 51 | 40 |
| Florists..... | 34 | 43 | 1,815 | 1,589 | 272 | 4,847 | 4,411 | 109 | 81 | 60 |
| Cigar stores, stands..... | 24 | 18 | 1,670 | 1,414 | 99 | 1,840 | 1,195 | 52 | 25 | 43 |
| News dealers, newsstands..... | 43 | 10 | 1,071 | 827 | 52 | 1,014 | 889 | 59 | 20 | 31 |
| Gift, novelty, souvenir stores..... | 30 | 23 | 1,824 | 1,666 | 88 | 1,745 | 1,317 | 59 | 32 | 47 |
| Music stores..... | 12 | 10 | 1,136 | (D) | 213 | 3,826 | 3,746 | 51 | 49 | 10 |
| Camera, photographic supply stores..... | 75 | 63 | 4,161 | 3,807 | 701 | 12,779 | 11,873 | 226 | 178 | 62 |
| Other retail stores (except second-hand)..... | 29 | 25 | 1,636 | 1,606 | 282 | 4,656 | 4,300 | 89 | 69 | 30 |
| Second-hand stores..... | 394 | 84 | 15,343 | 11,445 | 1,719 | 34,239 | 32,716 | 517 | 476 | 391 |
| Mail order houses..... | 7 | 7 | 445 | 445 | 82 | 1,455 | 1,302 | 23 | 19 | 2 |
| Direct selling (house-to-house) organizations..... | 353 | 53 | 9,642 | 5,892 | 1,241 | 25,708 | 24,413 | 395 | 362 | 373 |
| Merchandise vending machine operators..... | 34 | 24 | 5,256 | 5,108 | 396 | 7,076 | 7,001 | 99 | 95 | 16 |
| LITCHFIELD COUNTY | | | | | | | | | | |
| Retail trade, total..... | 1,360 | 916 | 112,887 | 104,479 | 10,522 | 202,704 | 183,217 | 4,070 | 3,090 | 1,310 |
| Food stores, total..... | 257 | 167 | 30,642 | 28,120 | 1,756 | 33,904 | 28,363 | 741 | 482 | 264 |
| Grocery stores..... | 190 | 132 | 27,819 | 26,299 | 1,585 | 30,326 | 25,176 | 658 | 418 | 186 |
| Meat markets, fish (seafood) markets..... | 16 | 6 | 1,322 | 770 | 42 | 910 | 783 | 17 | 13 | 25 |
| Fruit stores, vegetable markets..... | 12 | 4 | 378 | (D) | 13 | 275 | 250 | 11 | 7 | 14 |
| Candy, nut, confectionery stores..... | 11 | 9 | 352 | (D) | 22 | 362 | 283 | 12 | 7 | 11 |
| Other food stores..... | 28 | 16 | 771 | 567 | 94 | 2,032 | 1,871 | 43 | 37 | 28 |
| Eating, drinking places, total..... | 207 | 155 | 6,069 | 5,413 | 898 | 20,025 | 16,983 | 566 | 381 | 229 |
| Eating places..... | 145 | 103 | 4,389 | 3,837 | 687 | 15,058 | 13,564 | 411 | 314 | 158 |
| Drinking places..... | 62 | 52 | 1,680 | 1,576 | 211 | 4,967 | 3,419 | 155 | 67 | 71 |
| General merchandise group, total..... | 48 | 28 | 4,791 | 4,437 | 713 | 13,480 | 10,951 | 387 | 249 | 43 |
| General merchandise group (except variety)..... | 30 | 12 | 2,459 | (D) | 355 | 6,476 | 5,191 | 172 | 104 | 33 |
| Variety stores..... | 18 | 16 | 2,332 | (D) | 358 | 7,004 | 5,760 | 215 | 145 | 10 |
| Apparel, accessories stores, total..... | 112 | 86 | 6,823 | 6,547 | 920 | 16,982 | 14,479 | 410 | 267 | 97 |
| Shoe stores..... | 21 | 15 | 1,519 | 1,435 | 178 | 3,560 | 3,095 | 80 | 51 | 18 |
| Men's, boys' clothing and furnishings stores..... | (NA) | 18 | (NA) | (D) | 105 | 1,594 | 1,435 | 40 | 30 | (NA) |
| Family clothing stores..... | (NA) | 8 | (NA) | 1,701 | 253 | 4,625 | 3,720 | 112 | 57 | (NA) |
| Women's clothing, specialty stores..... | 46 | 34 | 2,122 | 2,048 | 347 | 6,449 | 5,639 | 154 | 113 | 42 |
| Ready-to-wear stores..... | (NA) | 23 | (NA) | 1,528 | 258 | 4,707 | 4,189 | 111 | 86 | (NA) |
| Other clothing, specialty stores..... | (NA) | 11 | (NA) | 520 | 89 | 1,742 | 1,456 | 43 | 27 | (NA) |
| Other apparel stores..... | 13 | 11 | 473 | (D) | 37 | 754 | 596 | 24 | 16 | 12 |
| Furniture, home furnishings, appliance dealers, total..... | 81 | 59 | 4,142 | 3,792 | 522 | 10,187 | 9,348 | 172 | 145 | 63 |
| Furniture, home furnishings stores, antique stores..... | 36 | 26 | 2,244 | 2,078 | 249 | 4,918 | 4,537 | 82 | 70 | 31 |
| Household appliance, radio, TV stores..... | 45 | 33 | 1,898 | 1,714 | 273 | 5,269 | 4,811 | 90 | 75 | 32 |
| Automotive group..... | 82 | 78 | 22,574 | 22,344 | 2,122 | 40,746 | 40,020 | 588 | 558 | 59 |

Standard Notes: (D) Withheld to avoid disclosure. (NA) Not available. n.e.c. Not elsewhere classified. XXXX Not applicable. (Z) Less than \$500. ... Represents zero.
¹ Group totals may include data for establishments without payroll which could not be classified by detailed kind of business.

RETAIL TRADE—AREA STATISTICS

Table 104. RETAIL TRADE: 1954 — COUNTIES WITH 500 ESTABLISHMENTS OR MORE—Continued

Establishments, Sales, Payroll, and Personnel, by Kind of Business

| County and kind of business | Establishments | | Sales | | Payroll, entire year (\$1,000) | Payroll, workweek ended nearest Nov. 15 | | Paid employees, workweek ended nearest Nov. 15 | | Proprietors (unincorporated businesses only) ¹ (Number) |
|---|--------------------------------|--------------------------|---|--|-----------------------------------|---|----------------------------|--|---------------------------|---|
| | Total ¹ (Number) | With payroll (Number) | Total, all establishments ¹ (\$1,000) | Establishments with payroll (\$1,000) | | Total (Dollars) | Full workweek (Dollars) | Total (Number) | Full workweek (Number) | |
| LITCHFIELD COUNTY—Con. | | | | | | | | | | |
| Gasoline service stations..... | 140 | 84 | 6,193 | 4,873 | 368 | 7,826 | 6,846 | 169 | 119 | 150 |
| Lumber, bldg. matls., hardware, farm equip. dealers, total..... | 77 | 67 | 12,060 | 11,876 | 1,662 | 29,416 | 28,654 | 459 | 426 | 58 |
| Farm equipment dealers..... | 14 | 12 | 2,551 | (D) | 308 | 5,203 | 5,147 | 71 | 68 | 9 |
| Lumber, building materials, supplies, equipment dealers..... | 32 | 28 | 6,014 | 5,962 | 913 | 16,636 | 16,381 | 245 | 236 | 24 |
| Hardware stores..... | 31 | 27 | 3,495 | (D) | 441 | 7,577 | 7,126 | 143 | 122 | 25 |
| Drug stores, proprietary stores, total..... | 47 | 47 | 3,695 | 3,695 | 429 | 7,673 | 6,681 | 169 | 120 | 49 |
| Drug stores..... | 40 | 40 | 3,490 | 3,490 | 404 | 7,311 | 6,319 | 159 | 110 | 44 |
| Proprietary stores..... | 7 | 7 | 205 | 205 | 25 | 362 | 362 | 10 | 10 | 5 |
| Other retail stores, total..... | 234 | 130 | 14,795 | 12,579 | 1,033 | 20,565 | 19,068 | 370 | 307 | 226 |
| Liquor stores..... | 69 | 37 | 3,469 | 2,359 | 117 | 2,205 | 1,985 | 51 | 39 | 65 |
| Fuel, ice dealers..... | 39 | 27 | 3,160 | 2,794 | 364 | 7,347 | 6,978 | 110 | 96 | 37 |
| Feed, farm, garden supply stores..... | 23 | 19 | 5,516 | 5,448 | 347 | 6,587 | 6,413 | 102 | 96 | 14 |
| Jewelry stores..... | 15 | 9 | 509 | 437 | 59 | 1,135 | 870 | 25 | 12 | 14 |
| Book, stationery stores..... | 3 | 3 | 95 | 95 | 6 | 83 | 62 | 5 | 4 | 4 |
| Other retail stores (except second-hand)..... | 61 | 33 | 1,766 | (D) | (D) | (D) | (D) | (D) | (D) | (D) |
| Second-hand stores..... | 6 | 2 | 172 | (D) | (D) | (D) | (D) | (D) | (D) | (D) |
| Nonstore retailers..... | 75 | 15 | 1,503 | 803 | 99 | 1,900 | 1,824 | 39 | 36 | 72 |
| MIDDLESEX COUNTY | | | | | | | | | | |
| Retail trade, total..... | 862 | 602 | 81,194 | 74,956 | 7,964 | 147,656 | 132,481 | 2,951 | 2,164 | 825 |
| Food stores, total..... | 152 | 98 | 18,569 | 16,751 | 1,199 | 22,227 | 18,989 | 470 | 320 | 143 |
| Grocery stores..... | 107 | 71 | 15,710 | 14,334 | 932 | 16,777 | 14,040 | 359 | 236 | 101 |
| Meat markets, fish (seafood) markets..... | 15 | 5 | 902 | 598 | 47 | 841 | 781 | 15 | 12 | 18 |
| Fruit stores, vegetable markets..... | 9 | 5 | (D) | (D) | (D) | (D) | (D) | (D) | (D) | (D) |
| Candy, nut, confectionery stores..... | 3 | 3 | (D) | (D) | (D) | (D) | (D) | (D) | (D) | (D) |
| Other food stores..... | 18 | 14 | 1,463 | 1,383 | 149 | 2,954 | 2,685 | 60 | 47 | 15 |
| Eating, drinking places, total..... | 162 | 136 | 5,293 | 4,971 | 848 | 17,134 | 14,370 | 455 | 307 | 195 |
| Eating places..... | 112 | 90 | 3,769 | 3,487 | 654 | 13,893 | 11,768 | 369 | 258 | 131 |
| Drinking places..... | 50 | 46 | 1,524 | 1,484 | 194 | 3,241 | 2,602 | 86 | 49 | 64 |
| General merchandise group, total..... | 42 | 32 | 6,409 | 6,165 | 862 | 15,969 | 13,220 | 435 | 279 | 36 |
| General merchandise group (except variety)..... | 30 | 20 | 4,716 | 4,472 | 621 | 11,481 | 9,889 | 288 | 206 | 26 |
| Variety stores..... | 12 | 12 | 1,693 | 1,693 | 241 | 4,488 | 3,331 | 147 | 73 | 10 |
| Apparel, accessories stores, total..... | 47 | 43 | 4,539 | 4,469 | 749 | 13,879 | 11,957 | 299 | 189 | 34 |
| Shoe stores..... | 9 | 7 | (D) | (D) | (D) | (D) | (D) | (D) | (D) | (D) |
| Men's, boys' clothing and furnishings stores..... | (NA) | 8 | (NA) | 1,067 | 161 | 2,644 | 2,463 | 47 | 37 | (NA) |
| Family clothing stores..... | (NA) | 7 | (NA) | 519 | 50 | 805 | 772 | 18 | 14 | (NA) |
| Women's clothing, specialty stores..... | 16 | 16 | (D) | (D) | (D) | (D) | (D) | (D) | (D) | (D) |
| Ready-to-wear stores..... | 13 | 13 | 2,128 | 2,128 | 442 | 8,471 | 7,030 | 189 | 110 | 6 |
| Other clothing, specialty stores..... | 3 | 3 | (D) | (D) | (D) | (D) | (D) | (D) | (D) | (D) |
| Other apparel stores..... | 5 | 5 | 248 | 248 | 30 | 742 | 618 | 18 | 11 | 5 |
| Furniture, home furnishings, appliance dealers, total..... | 57 | 41 | 3,796 | 3,520 | 576 | 10,264 | 9,699 | 185 | 156 | 52 |
| Furniture, home furnishings stores, antique stores..... | 30 | 18 | 1,761 | 1,617 | 254 | 4,338 | 4,052 | 86 | 71 | 27 |
| Household appliance, radio, TV stores..... | 27 | 23 | 2,035 | 1,903 | 322 | 5,926 | 5,647 | 99 | 85 | 25 |
| Automotive group..... | 47 | 41 | 16,912 | 16,766 | 1,425 | 27,468 | 27,005 | 360 | 341 | 35 |
| Gasoline service stations..... | 90 | 62 | 5,076 | 4,336 | 348 | 6,226 | 5,499 | 139 | 97 | 105 |
| Lumber, bldg. matls., hardware, farm equip. dealers, total..... | 38 | 34 | 7,425 | 7,381 | 939 | 15,923 | 15,503 | 231 | 211 | 21 |
| Farm equipment dealers..... | 2 | 2 | (D) | (D) | (D) | (D) | (D) | (D) | (D) | (D) |
| Lumber, building materials, supplies, equipment dealers..... | 26 | 22 | 5,452 | 5,408 | 639 | 10,687 | 10,458 | 144 | 134 | 14 |
| Hardware stores..... | 10 | 10 | (D) | (D) | (D) | (D) | (D) | (D) | (D) | (D) |
| Drug stores, proprietary stores, total..... | 32 | 30 | 2,824 | (D) | 310 | 6,103 | 4,574 | 155 | 77 | 28 |
| Drug stores..... | (NA) | 27 | (NA) | (D) | 300 | 5,950 | 4,421 | 152 | 74 | (NA) |
| Proprietary stores..... | (NA) | 3 | (NA) | 127 | 10 | 153 | 153 | 3 | 3 | (NA) |
| Other retail stores, total..... | 159 | 75 | 9,423 | (D) | 627 | 11,038 | 10,309 | 197 | 165 | 137 |
| Liquor stores..... | 45 | 13 | 2,288 | 808 | 32 | 586 | 524 | 12 | 8 | 43 |
| Fuel, ice dealers..... | 28 | 14 | 2,226 | 1,960 | 222 | 3,407 | 3,213 | 57 | 47 | 24 |
| Feed, farm, garden supply stores..... | 9 | 9 | 2,769 | 2,769 | 125 | 1,992 | 1,898 | 30 | 27 | 3 |
| Jewelry stores..... | 13 | 5 | 564 | 438 | 82 | 1,480 | 1,381 | 25 | 20 | 9 |
| Book, stationery stores..... | 5 | 3 | 94 | (D) | (D) | (D) | (D) | (D) | (D) | (D) |
| Other retail stores (except second-hand)..... | 42 | 30 | 1,262 | 1,140 | 148 | 3,283 | 3,036 | 66 | 58 | 35 |
| Second-hand stores..... | 5 | 1 | 68 | (D) | (D) | (D) | (D) | (D) | (D) | (D) |
| Nonstore retailers..... | 76 | 10 | 928 | 578 | 81 | 1,425 | 1,356 | 25 | 22 | 39 |
| NEW HAVEN COUNTY | | | | | | | | | | |
| Retail trade, total..... | 7,476 | 4,894 | 682,993 | 630,489 | 76,156 | 1,450,733 | 1,315,232 | 28,353 | 21,933 | 7,182 |
| Food stores, total..... | 1,649 | 847 | 169,216 | 149,032 | 11,235 | 212,208 | 182,407 | 4,414 | 3,111 | 1,741 |
| Grocery stores..... | 1,100 | 552 | 140,753 | 125,981 | 8,576 | 158,722 | 135,383 | 3,303 | 2,245 | 1,141 |
| Meat markets, fish (seafood) markets..... | 145 | 73 | 12,133 | 10,011 | 744 | 15,480 | 13,054 | 289 | 200 | 155 |
| Fruit stores, vegetable markets..... | 75 | 25 | 2,903 | 1,927 | 144 | 2,667 | 2,434 | 44 | 37 | 96 |
| Candy, nut, confectionery stores..... | 76 | 38 | 2,220 | 1,552 | 137 | 2,620 | 2,227 | 82 | 55 | 68 |
| Bakery products stores..... | 125 | 95 | 5,202 | 4,766 | 1,150 | 22,850 | 20,391 | 503 | 415 | 146 |
| Other food stores..... | 118 | 64 | 5,811 | 4,795 | 484 | 9,869 | 8,918 | 193 | 159 | 125 |

Standard Notes: (D) Withheld to avoid disclosure. (NA) Not available. n.e.c. Not elsewhere classified. XXXX Not applicable. (Z) Less than \$500. ... Represents zero.
¹ Group totals may include data for establishments without payroll which could not be classified by detailed kind of business.

Table 104. RETAIL TRADE: 1954 — COUNTIES WITH 500 ESTABLISHMENTS OR MORE—Continued

Establishments, Sales, Payroll, and Personnel, by Kind of Business

| County and kind of business | Establishments | | Sales | | Payroll, entire year (\$1,000) | Payroll, workweek ended nearest Nov. 15 | | Paid employees, workweek ended nearest Nov. 15 | | Proprietors (unincorporated businesses only) ¹ (Number) |
|---|--------------------------------|--------------------------|---|--|-----------------------------------|---|----------------------------|--|---------------------------|---|
| | Total ¹ (Number) | With payroll (Number) | Total, all establishments ¹ (\$1,000) | Establishments with payroll (\$1,000) | | Total (Dollars) | Full workweek (Dollars) | Total (Number) | Full workweek (Number) | |
| NEW HAVEN COUNTY—Con. | | | | | | | | | | |
| Eating, drinking places, total | 1,421 | 1,139 | 55,229 | 51,169 | 9,830 | 197,082 | 171,525 | 5,227 | 3,696 | 1,526 |
| Eating places (except refreshment stands) | 794 | 592 | 36,362 | 33,370 | 7,344 | 147,652 | 129,219 | 3,809 | 2,904 | 870 |
| Refreshment stands | 165 | 131 | 4,897 | 3,767 | 572 | 11,238 | 9,341 | 410 | 294 | 143 |
| Drinking places | 456 | 416 | 14,528 | 14,032 | 1,914 | 38,192 | 32,965 | 1,008 | 698 | 507 |
| General merchandise group, total | 226 | 124 | 47,879 | 46,347 | 7,584 | 150,360 | 124,911 | 3,904 | 2,660 | 196 |
| Department stores | 10 | 10 | 21,120 | 21,120 | 3,722 | 74,320 | 64,594 | 1,806 | 1,353 | 1 |
| Dry goods, general merchandise stores | 135 | 67 | 9,693 | 8,837 | 1,136 | 23,595 | 20,988 | 554 | 399 | 123 |
| General stores | 12 | 6 | 501 | 299 | 18 | 340 | 321 | c | 7 | 13 |
| Variety stores | 69 | 41 | 16,565 | 16,091 | 2,708 | 52,105 | 39,008 | 1,535 | 901 | 59 |
| Apparel, accessories stores, total | 708 | 568 | 64,024 | 62,070 | 9,869 | 184,084 | 169,176 | 3,647 | 2,842 | 567 |
| Shoe stores | 117 | 105 | 9,501 | 9,223 | 1,212 | 21,777 | 19,532 | 382 | 286 | 65 |
| Men's, boys' clothing and furnishings stores | (NA) | 109 | (NA) | 13,114 | 2,168 | 40,274 | 37,855 | 635 | 511 | (NA) |
| Family clothing stores | (NA) | 44 | (NA) | 6,633 | 883 | 15,720 | 14,466 | 363 | 269 | (NA) |
| Women's clothing, specialty stores | 276 | 226 | 26,408 | 25,900 | 4,373 | 81,500 | 74,757 | 1,817 | 1,445 | 208 |
| Ready-to-wear stores | (NA) | 148 | (NA) | 21,145 | 3,631 | 67,280 | 61,610 | 1,512 | 1,201 | (NA) |
| Millinery stores | (NA) | 30 | (NA) | 1,114 | 191 | 3,842 | 3,432 | 94 | 73 | (NA) |
| Other clothing, specialty stores | (NA) | 48 | (NA) | 3,641 | 51 | 10,371 | 9,709 | 211 | 171 | (NA) |
| Other apparel stores | 116 | 84 | 7,562 | 7,200 | 1,233 | 24,811 | 22,564 | 444 | 331 | 110 |
| Furniture, home furnishings, appliance dealers, total | 416 | 308 | 42,999 | 41,485 | 6,550 | 121,730 | 115,187 | 1,782 | 1,547 | 346 |
| Furniture, home furnishings stores | 236 | 188 | 26,929 | 26,151 | 4,418 | 84,549 | 80,460 | 1,192 | 1,037 | 187 |
| Furniture stores | (NA) | 98 | (NA) | 19,864 | 3,452 | 64,967 | 62,066 | 846 | 734 | (NA) |
| Home furnishings stores, antique stores | (NA) | 90 | (NA) | 6,287 | 966 | 19,582 | 18,394 | 346 | 303 | (NA) |
| Household appliance, radio, TV stores | 176 | 120 | 16,126 | 15,334 | 2,132 | 36,485 | 34,727 | 590 | 510 | 155 |
| Automotive group, total | 315 | 275 | 111,996 | 110,918 | 11,193 | 209,823 | 204,642 | 2,871 | 2,680 | 204 |
| Passenger car dealers (franchised) | 114 | 114 | 86,528 | 86,528 | 8,803 | 163,022 | 160,882 | 2,141 | 2,059 | 32 |
| Passenger car dealers (nonfranchised) | 102 | 74 | 13,285 | 12,455 | 675 | 12,982 | 12,132 | 212 | 175 | 108 |
| Tire, battery, accessory dealers | 80 | 70 | 9,958 | (D) | 1,509 | 30,963 | 29,013 | 471 | 406 | 48 |
| Other automotive dealers | 19 | 17 | 2,225 | (D) | 206 | 2,856 | 2,615 | 47 | 40 | 16 |
| Gasoline service stations | 600 | 436 | 36,090 | 31,636 | 2,596 | 52,200 | 45,688 | 1,073 | 760 | 645 |
| Lumber, bldg. mats., hardware, farm equip. dealers, total | 262 | 208 | 41,487 | 40,465 | 5,522 | 103,122 | 100,415 | 1,386 | 1,272 | 194 |
| Farm equipment dealers | 5 | 5 | 612 | 612 | 72 | 1,258 | 1,258 | 20 | 20 | 5 |
| Lumber, building materials dealers | 77 | 69 | 29,311 | 29,249 | 3,776 | 71,331 | 70,213 | 879 | 839 | 32 |
| Plumbing, paint, electrical stores | 74 | 60 | 4,964 | 4,712 | 817 | 15,311 | 14,838 | 217 | 195 | 56 |
| Hardware stores | 106 | 74 | 6,600 | 5,892 | 857 | 15,222 | 14,106 | 270 | 218 | 101 |
| Drug stores, proprietary stores, total | 276 | 256 | 22,247 | 21,851 | 2,328 | 44,975 | 37,550 | 1,063 | 681 | 235 |
| Drug stores | (NA) | 226 | (NA) | 19,845 | 2,146 | 41,659 | 34,664 | 983 | 615 | (NA) |
| Proprietary stores | (NA) | 30 | (NA) | 2,006 | 182 | 3,116 | 2,886 | 80 | 66 | (NA) |
| Other retail stores, total | 1,241 | 633 | 76,359 | 63,295 | 7,200 | 138,915 | 129,173 | 2,365 | 1,949 | 1,184 |
| Liquor stores | 356 | 166 | 16,454 | 10,390 | 533 | 10,029 | 9,090 | 205 | 157 | 337 |
| Fuel, ice dealers | 264 | 114 | 24,711 | 22,009 | 2,238 | 43,746 | 41,662 | 627 | 547 | 247 |
| Feed, farm, garden supply stores | 46 | 30 | 7,874 | 7,670 | 636 | 12,334 | 11,586 | 133 | 155 | 36 |
| Jewelry stores | 84 | 64 | 7,312 | 7,000 | 1,435 | 28,419 | 27,022 | 423 | 370 | 58 |
| Book, stationery stores | 26 | 24 | 2,955 | (D) | 455 | 8,541 | 7,987 | 168 | 138 | 19 |
| Sporting goods, bicycle stores | 44 | 20 | 2,811 | 2,411 | 344 | 6,077 | 5,252 | 109 | 84 | 39 |
| Florists | 57 | 37 | 1,693 | 1,479 | 283 | 5,332 | 4,653 | 122 | 91 | 64 |
| Cigar stores, stands | 45 | 17 | 1,656 | 1,094 | 44 | 912 | 855 | 25 | 21 | 45 |
| News dealers, newsstands | 37 | 17 | 1,606 | 1,050 | 80 | 1,493 | 1,226 | 50 | 30 | 37 |
| Gift, novelty, souvenir stores | 65 | 31 | 1,320 | 964 | 112 | 2,126 | 1,699 | 59 | 36 | 73 |
| Music stores | 21 | 13 | 1,523 | 1,361 | 144 | 2,567 | 2,308 | 52 | 38 | 19 |
| Camera, photographic supply stores | 14 | 8 | 1,155 | 1,009 | 58 | 1,412 | 1,246 | 23 | 20 | 16 |
| Other retail stores (except second-hand) | 77 | 71 | 3,353 | 3,269 | 578 | 11,576 | 10,343 | 224 | 173 | 64 |
| Second-hand stores | 37 | 21 | 904 | (D) | 230 | 4,351 | 4,238 | 95 | 89 | 38 |
| Nonstore retailers, total | 362 | 100 | 15,467 | 12,221 | 2,249 | 36,930 | 34,556 | 621 | 535 | 344 |
| Mail order houses | 12 | 10 | 3,491 | (D) | 375 | 7,921 | 7,069 | 155 | 121 | 6 |
| Direct selling (house-to-house) organizations | 306 | 60 | 9,284 | 6,540 | 1,625 | 25,541 | 24,241 | 409 | 371 | 311 |
| Merchandise vending machine operators | 44 | 30 | 2,692 | (D) | 189 | 3,468 | 3,248 | 57 | 43 | 27 |
| NEW LONDON COUNTY | | | | | | | | | | |
| Retail trade, total | 1,858 | 1,292 | 175,131 | 164,413 | 17,339 | 329,588 | 303,162 | 6,433 | 5,132 | 1,811 |
| Food stores, total | 361 | 225 | 41,551 | 38,707 | 2,569 | 50,737 | 44,271 | 1,049 | 753 | 370 |
| Grocery stores | 255 | 169 | 37,333 | 35,301 | 2,209 | 42,878 | 37,532 | 884 | 631 | 255 |
| Meat markets, fish (seafood) markets | 33 | 15 | 2,120 | 1,620 | 115 | 2,784 | 2,051 | 42 | 30 | 44 |
| Fruit stores, vegetable markets | 15 | 3 | 357 | (D) | (D) | (D) | (D) | (D) | (D) | (D) |
| Candy, nut, confectionery stores | 9 | 7 | 315 | (D) | (D) | (D) | (D) | (D) | (D) | (D) |
| Other food stores | 49 | 31 | 1,426 | 1,252 | 209 | 4,436 | 4,134 | 96 | 79 | 47 |
| Eating, drinking places, total | 348 | 278 | 11,115 | 10,245 | 1,823 | 36,282 | 31,644 | 1,033 | 761 | 375 |
| Eating places | 240 | 200 | 8,397 | 7,889 | 1,477 | 29,492 | 25,524 | 837 | 614 | 262 |
| Drinking places | 106 | 78 | 2,658 | 2,356 | 346 | 6,790 | 6,120 | 196 | 147 | 111 |
| General merchandise group, total | 59 | 48 | 12,556 | 12,464 | 1,800 | 33,772 | 30,194 | 852 | 656 | 52 |
| General merchandise group (except variety) | 42 | 34 | 9,125 | (D) | 1,259 | 23,333 | 21,749 | 533 | 443 | 38 |
| Variety stores | 16 | 14 | 3,431 | (D) | 541 | 10,439 | 8,445 | 319 | 213 | 14 |
| Apparel, accessories stores, total | 145 | 129 | 9,603 | 9,333 | 1,224 | 22,713 | 19,975 | 502 | 384 | 123 |
| Shoe stores | 26 | 24 | 1,690 | (D) | 197 | 3,797 | 3,415 | 81 | 60 | 15 |
| Men's, boys' clothing and furnishings stores | (NA) | 22 | (NA) | 2,052 | 301 | 5,280 | 4,138 | 94 | 58 | (NA) |
| Family clothing stores | (NA) | 13 | (NA) | 1,050 | 105 | 2,015 | 1,904 | 49 | 42 | (NA) |
| Women's clothing, specialty stores | 59 | 57 | 3,520 | (D) | 461 | 9,915 | 8,228 | 214 | 181 | 53 |
| Ready-to-wear stores | (NA) | 36 | (NA) | 2,747 | 373 | 7,049 | 6,766 | 165 | 147 | (NA) |
| Other clothing, specialty stores | (NA) | 21 | (NA) | (D) | 88 | 1,666 | 1,462 | 49 | 34 | (NA) |
| Other apparel stores | 17 | 13 | 1,069 | 1,045 | 140 | 2,706 | 2,290 | 64 | 43 | 17 |

Standard Notes: (D) Withheld to avoid disclosure. (NA) Not available. n.e.c. Not elsewhere classified. XXX Not applicable. (Z) Less than \$500. ... Represents zero.
¹ Group totals may include data for establishments without payroll which could not be classified by detailed kind of business.

Table 104. RETAIL TRADE: 1954 — COUNTIES WITH 500 ESTABLISHMENTS OR MORE—Continued

Establishments, Sales, Payroll, and Personnel, by Kind of Business

| County and kind of business | Establishments | | Sales | | Payroll, entire year (\$1,000) | Payroll, workweek ended nearest Nov. 15 | | Paid employees, workweek ended nearest Nov. 15 | | Proprietors (unincorporated businesses only) ¹ (Number) |
|---|--------------------------------|--------------------------|---|--|-----------------------------------|---|----------------------------|--|---------------------------|---|
| | Total ¹ (Number) | With payroll (Number) | Total, all establishments ¹ (\$1,000) | Establishments with payroll (\$1,000) | | Total (Dollars) | Full workweek (Dollars) | Total (Number) | Full workweek (Number) | |
| NEW LONDON COUNTY—Con. | | | | | | | | | | |
| Furniture, home furnishings, appliance dealers, total | 112 | 92 | 8,790 | 8,514 | 1,352 | 27,668 | 25,644 | 444 | 365 | 106 |
| Furniture, home furnishings stores, antique stores | 63 | 53 | 5,697 | 5,629 | 903 | 18,516 | 17,453 | 281 | 246 | 55 |
| Household appliance, radio, TV stores | 53 | 39 | 3,043 | 2,885 | 449 | 9,152 | 8,191 | 163 | 119 | 49 |
| Automotive group | 102 | 86 | 28,267 | 28,003 | 3,280 | 57,093 | 55,938 | 808 | 751 | 64 |
| Gasoline service stations | 192 | 128 | 10,976 | 9,284 | 809 | 16,155 | 14,532 | 315 | 235 | 212 |
| Lumber, bldg. mats., hardware, farm equip. dealers, total | 73 | 57 | 12,220 | 12,014 | 1,423 | 27,831 | 26,789 | 382 | 350 | 62 |
| Farm equipment dealers | 9 | 7 | 1,212 | (D) | 153 | 2,572 | 2,508 | 42 | 39 | 6 |
| Lumber, building materials, supplies, equipment dealers | 43 | 31 | 8,919 | 8,811 | 1,018 | 20,400 | 19,651 | 246 | 227 | 31 |
| Hardware stores | 21 | 19 | 2,089 | (D) | 252 | 4,859 | 4,630 | 94 | 84 | 25 |
| Drug stores, proprietary stores, total | 47 | 45 | 4,429 | (D) | 593 | 11,638 | 10,242 | 243 | 176 | 49 |
| Drug stores | (NA) | 35 | (NA) | 3,905 | 560 | 10,877 | 9,693 | 216 | 160 | (NA) |
| Proprietary stores | (NA) | 10 | (NA) | (D) | 53 | 761 | 549 | 27 | 16 | (NA) |
| Other retail stores, total | 323 | 183 | 32,958 | 29,402 | 2,008 | 38,516 | 36,840 | 697 | 598 | 314 |
| Liquor stores | 123 | 47 | 4,922 | 2,712 | 166 | 3,407 | 2,957 | 79 | 51 | 114 |
| Fuel, ice dealers | 60 | 36 | 11,106 | 10,282 | 932 | 17,500 | 17,213 | 275 | 258 | 57 |
| Feed, farm, garden supply stores | 21 | 17 | 12,511 | 12,247 | 374 | 6,955 | 6,727 | 106 | 92 | 22 |
| Jewelry stores | 22 | 16 | 1,194 | 1,122 | 187 | 3,561 | 3,457 | 61 | 55 | 22 |
| Book, stationery stores | 10 | 6 | 344 | 282 | 27 | 390 | 354 | 8 | 7 | 10 |
| Other retail stores (except second-hand) | 62 | 56 | 2,507 | 2,251 | 280 | 5,851 | 5,298 | 146 | 115 | 70 |
| Second-hand stores | 9 | 5 | 532 | 506 | 42 | 852 | 834 | 22 | 20 | 7 |
| Nonstore retailers | 85 | 21 | 2,666 | (D) | 458 | 7,183 | 7,093 | 108 | 103 | 84 |
| WINDHAM COUNTY | | | | | | | | | | |
| Retail trade, total | 920 | 592 | 75,553 | 68,973 | 6,661 | 125,884 | 115,293 | 2,565 | 2,003 | 887 |
| Food stores, total | 192 | 94 | 18,998 | 16,546 | 1,041 | 19,554 | 16,592 | 418 | 281 | 203 |
| Grocery stores | 139 | 83 | 17,353 | 15,469 | 931 | 17,564 | 14,921 | 379 | 254 | 147 |
| Meat markets, fish (seafood) markets | 12 | 4 | 573 | 499 | 53 | 1,036 | 940 | 17 | 13 | 10 |
| Fruit stores, vegetable markets | 2 | 2 | (D) | (D) | (D) | (D) | (D) | (D) | (D) | (D) |
| Candy, nut, confectionery stores | 8 | 2 | (D) | (D) | (D) | (D) | (D) | (D) | (D) | (D) |
| Other food stores | 29 | 7 | 731 | 329 | 48 | 825 | 642 | 17 | 12 | 30 |
| Eating, drinking places, total | 142 | 104 | 3,861 | 3,431 | 598 | 11,595 | 10,212 | 346 | 248 | 151 |
| Eating places | 96 | 70 | 2,806 | 2,536 | 470 | 9,023 | 8,109 | 264 | 202 | 103 |
| Drinking places | 44 | 34 | 1,023 | 895 | 128 | 2,572 | 2,103 | 82 | 46 | 46 |
| General merchandise group, total | 40 | 24 | 4,907 | 4,623 | 671 | 12,988 | 11,836 | 357 | 281 | 33 |
| General merchandise group (except variety) | 28 | 16 | (D) | (D) | (D) | (D) | (D) | (D) | (D) | (D) |
| Variety stores | 12 | 8 | (D) | (D) | (D) | (D) | (D) | (D) | (D) | (D) |
| Apparel, accessories stores, total | 67 | 57 | 2,971 | 2,785 | 400 | 6,844 | 5,885 | 172 | 119 | 53 |
| Shoe stores | 17 | 15 | 775 | (D) | 96 | 1,720 | 1,583 | 39 | 32 | 10 |
| Men's, boys' clothing and furnishings stores | (NA) | 13 | (NA) | (D) | 124 | 2,039 | 1,819 | 35 | 26 | (NA) |
| Family clothing stores | (NA) | 7 | (NA) | 301 | 35 | 725 | 659 | 22 | 17 | (NA) |
| Women's clothing, specialty stores | 19 | 17 | 871 | (D) | 119 | 1,929 | 1,589 | 61 | 38 | 18 |
| Ready-to-wear stores | (NA) | 12 | (NA) | 685 | 104 | 1,535 | 1,219 | 48 | 28 | (NA) |
| Other clothing, specialty stores | (NA) | 5 | (NA) | (D) | 15 | 394 | 370 | 13 | 10 | (NA) |
| Other apparel stores | 9 | 5 | 258 | 210 | 26 | 431 | 235 | 15 | 6 | 9 |
| Furniture, home furnishings, appliance dealers, total | 62 | 40 | 3,886 | 3,592 | 643 | 12,106 | 11,722 | 183 | 171 | 51 |
| Furniture, home furnishings stores, antique stores | 20 | 14 | 1,385 | 1,347 | 211 | 3,852 | 3,783 | 65 | 61 | 16 |
| Household appliance, radio, TV stores | 42 | 26 | 2,501 | 2,245 | 432 | 8,254 | 7,939 | 118 | 110 | 35 |
| Automotive group | 57 | 45 | 15,622 | 15,292 | 1,455 | 25,446 | 24,977 | 373 | 347 | 43 |
| Gasoline service stations | 98 | 64 | 4,308 | 3,692 | 267 | 5,078 | 4,398 | 127 | 82 | 115 |
| Lumber, bldg. mats., hardware, farm equip. dealers, total | 40 | 32 | 4,126 | 3,978 | 509 | 9,463 | 9,277 | 139 | 134 | 38 |
| Farm equipment dealers | 3 | 3 | (D) | (D) | (D) | (D) | (D) | (D) | (D) | (D) |
| Lumber, building materials, supplies, equipment dealers | 24 | 18 | 3,096 | 3,002 | 416 | 7,663 | 7,607 | 107 | 104 | 17 |
| Hardware stores | 13 | 11 | (D) | (D) | (D) | (D) | (D) | (D) | (D) | (D) |
| Drug stores, proprietary stores, total | 24 | 22 | 1,644 | (D) | 207 | 4,060 | 3,267 | 95 | 62 | 25 |
| Drug stores | (NA) | 19 | (NA) | 1,501 | 200 | 3,903 | 3,207 | 89 | 60 | (NA) |
| Proprietary stores | (NA) | 3 | (NA) | (D) | 7 | 157 | 60 | 6 | 2 | (NA) |
| Other retail stores, total | 162 | 98 | 14,608 | 13,162 | 842 | 18,006 | 16,418 | 338 | 264 | 147 |
| Liquor stores | 56 | 16 | 1,943 | 797 | 35 | 718 | 629 | 19 | 12 | 58 |
| Fuel, ice dealers | 32 | 26 | 3,290 | 3,204 | 292 | 6,407 | 6,019 | 117 | 96 | 30 |
| Feed, farm, garden supply stores | 21 | 21 | 7,705 | 7,705 | 321 | 6,992 | 6,567 | 107 | 98 | 6 |
| Jewelry stores | 10 | 10 | 407 | 407 | 46 | 1,133 | 969 | 23 | 17 | 9 |
| Book, stationery stores | 4 | 4 | 287 | 287 | 56 | 961 | 712 | 18 | 11 | 1 |
| Other retail stores (except second-hand) | 20 | 20 | 803 | (D) | (D) | (D) | (D) | (D) | (D) | (D) |
| Second-hand stores | 5 | 1 | 61 | (D) | (D) | (D) | (D) | (D) | (D) | (D) |
| Nonstore retailers | 30 | 8 | 622 | (D) | 28 | 744 | 709 | 17 | 14 | 28 |

Standard Notes: (D) Withheld to avoid disclosure. (NA) Not available. n.e.c. Not elsewhere classified. XXX Not applicable. (Z) Less than \$500. ... Represents zero.
¹ Group totals may include data for establishments without payroll which could not be classified by detailed kind of business.

Table 105. RETAIL TRADE: 1954 — CITIES WITH 500 ESTABLISHMENTS OR MORE

Establishments, Sales, Payroll, and Personnel, by Kind of Business

| City and kind of business | Establishments | | Sales | | Payroll, entire year (\$1,000) | Payroll, workweek ended nearest Nov. 15 | | Paid employees, workweek ended nearest Nov. 15 | | Proprietors (unincorporated businesses only) ¹ (Number) |
|---|--------------------------------|--------------------------|---|--|-----------------------------------|---|----------------------------|--|---------------------------|---|
| | Total ¹ (Number) | With payroll (Number) | Total, all establishments ¹ (\$1,000) | Establishments with payroll (\$1,000) | | Total (Dollars) | Full workweek (Dollars) | Total (Number) | Full workweek (Number) | |
| BRIDGEPORT | | | | | | | | | | |
| Retail trade, total | 2,177 | 1,503 | 226,956 | 212,386 | 27,984 | 538,532 | 493,549 | 10,399 | 8,243 | 2,052 |
| Food stores, total | 538 | 302 | 56,847 | 50,097 | 3,851 | 73,731 | 64,168 | 1,558 | 1,094 | 561 |
| Grocery stores | 352 | 178 | 44,372 | 39,220 | 2,508 | 46,953 | 40,469 | 970 | 656 | 376 |
| Meat markets, fish (seafood) markets | 54 | 36 | 5,455 | 4,951 | 374 | 7,308 | 6,124 | 144 | 96 | 58 |
| Fruit stores, vegetable markets | 22 | 12 | 1,590 | 1,178 | 142 | 2,641 | 2,124 | 59 | 30 | 20 |
| Candy, nut, confectionery stores | 40 | 20 | 1,318 | 916 | 23 | 1,472 | 1,413 | 50 | 43 | 47 |
| Bakery products stores | 39 | 35 | 1,987 | 1,923 | 585 | 11,580 | 10,771 | 243 | 208 | 27 |
| Other food stores | 31 | 21 | 2,025 | 1,909 | 199 | 3,777 | 3,267 | 92 | 61 | 33 |
| Eating, drinking places, total | 391 | 343 | 17,169 | 16,591 | 3,185 | 65,269 | 58,712 | 1,637 | 1,229 | 412 |
| Eating places (except refreshment stands) | 182 | 158 | 9,585 | 9,297 | 1,984 | 41,367 | 36,943 | 1,048 | 779 | 200 |
| Refreshment stands | 32 | 28 | 940 | 870 | 150 | 2,607 | 2,241 | 68 | 43 | 22 |
| Drinking places | 77 | 157 | 6,644 | 6,424 | 1,051 | 21,295 | 19,528 | 521 | 407 | 190 |
| General merchandise group, total | 73 | 35 | 29,143 | 28,509 | 4,969 | 99,543 | 87,742 | 2,344 | 1,812 | 64 |
| Department stores | 3 | 3 | (D) | (D) | (D) | (D) | (D) | (D) | (D) | (D) |
| Dry goods, general merchandise stores | 43 | 23 | 3,698 | 3,424 | 463 | 9,592 | 8,629 | 181 | 138 | 41 |
| General stores | 1 | 1 | (D) | (D) | (D) | (D) | (D) | (D) | (D) | (D) |
| Variety stores | 22 | 8 | 5,325 | 5,095 | 871 | 16,381 | 13,062 | 474 | 306 | 18 |
| Apparel, accessories stores, total | 214 | 178 | 21,020 | 20,550 | 3,096 | 58,831 | 53,983 | 1,178 | 935 | 154 |
| Shoe stores | 38 | 32 | 3,457 | 3,311 | 438 | 8,019 | 7,175 | 145 | 112 | 18 |
| Men's, boys' clothing and furnishings stores | (NA) | 35 | (NA) | 3,558 | 513 | 9,751 | 9,071 | 155 | 117 | (NA) |
| Family clothing stores | (NA) | 12 | (NA) | (D) | (D) | (D) | (D) | (D) | (D) | (NA) |
| Women's clothing, specialty stores | 88 | 78 | 6,840 | (D) | 998 | 18,736 | 16,839 | 436 | 341 | 64 |
| Ready-to-wear stores | (NA) | 46 | (NA) | 4,860 | 732 | 13,789 | 12,781 | 314 | 260 | (NA) |
| Millinery stores | (NA) | 12 | (NA) | (D) | 101 | 1,858 | 1,637 | 48 | 34 | (NA) |
| Other clothing, specialty stores | (NA) | 20 | (NA) | 1,305 | 165 | 3,089 | 2,421 | 74 | 47 | (NA) |
| Other apparel stores | 27 | 21 | 2,033 | (D) | (D) | (D) | (D) | (D) | (D) | (D) |
| Furniture, home furnishings, appliance dealers, total | 134 | 106 | 17,133 | 16,573 | 2,506 | 46,932 | 45,745 | 701 | 644 | 96 |
| Furniture, home furnishings stores | 72 | 56 | 9,002 | 8,600 | 1,403 | 27,096 | 26,763 | 379 | 364 | 50 |
| Furniture stores | (NA) | 33 | (NA) | (D) | 979 | 18,811 | 18,566 | 249 | 239 | (NA) |
| Home furnishings stores, antique stores | (NA) | 23 | (NA) | (D) | 464 | 8,285 | 8,197 | 130 | 125 | (NA) |
| Household appliance, radio, TV stores | 62 | 50 | 8,131 | 7,973 | 1,103 | 19,836 | 18,982 | 322 | 280 | 46 |
| Automotive group, total | 58 | 46 | 25,264 | 25,006 | 2,897 | 54,866 | 53,791 | 621 | 583 | 35 |
| Passenger car dealers (franchised) | 10 | 10 | 17,641 | 17,641 | 2,146 | 42,306 | 41,813 | 451 | 437 | ••• |
| Passenger car dealers (nonfranchised) | 25 | 19 | 4,932 | 4,764 | 296 | 5,753 | 5,570 | 68 | 63 | ••• |
| Tire, battery, accessory dealers | 16 | 14 | 2,524 | (D) | (D) | (D) | (D) | (D) | (D) | (D) |
| Other automotive dealers | 7 | 3 | 167 | (D) | (D) | (D) | (D) | (D) | (D) | (D) |
| Gasoline service stations | 153 | 119 | 9,199 | 8,269 | 659 | 13,832 | 11,251 | 296 | 193 | 173 |
| Lumber, bldg. mats., hardware, farm equip. dealers, total | 71 | 57 | 14,940 | 14,494 | 2,355 | 43,913 | 42,492 | 590 | 555 | 54 |
| Farm equipment dealers | ••• | ••• | ••• | ••• | ••• | ••• | ••• | ••• | ••• | ••• |
| Lumber, building materials dealers | 17 | 15 | 10,117 | (D) | 1,704 | 31,833 | 30,695 | 418 | 400 | 8 |
| Plumbing, paint, electrical stores | 25 | 21 | 2,662 | 2,556 | 421 | 7,848 | 7,782 | 98 | 94 | 19 |
| Hardware stores | 29 | 21 | 2,161 | (D) | 230 | 4,232 | 4,015 | 74 | 61 | 27 |
| Drug stores, proprietary stores, total | 92 | 80 | 8,908 | 8,606 | 913 | 16,173 | 12,812 | 394 | 236 | 89 |
| Drug stores | (NA) | 73 | (NA) | (D) | (D) | (D) | (D) | (D) | (D) | (NA) |
| Proprietary stores | (NA) | 7 | (NA) | (D) | (D) | (D) | (D) | (D) | (D) | (NA) |
| Other retail stores, total | 346 | 206 | 20,835 | 17,781 | 2,475 | 46,905 | 44,545 | 829 | 720 | 322 |
| Liquor stores | 72 | 48 | 4,555 | 3,467 | 214 | 4,072 | 3,770 | 69 | 56 | 69 |
| Fuel, ice dealers | 63 | 23 | 4,845 | 4,747 | 458 | 10,589 | 10,262 | 165 | 153 | 58 |
| Feed, farm, garden supply stores | 3 | 3 | (D) | (D) | (D) | (D) | (D) | (D) | (D) | (D) |
| Jewelry stores | 31 | 21 | 2,545 | 2,449 | 493 | 7,561 | 7,272 | 133 | 115 | 27 |
| Book, stationery stores | 16 | 12 | 1,223 | 1,173 | 260 | 4,370 | 4,226 | 75 | 70 | 13 |
| Sporting goods, bicycle stores | 10 | 8 | 864 | (D) | 65 | 1,571 | 1,410 | 24 | 19 | 12 |
| Florists | 18 | 12 | 686 | 566 | 101 | 2,113 | 2,073 | 34 | 31 | 25 |
| Cigar stores, stands | 13 | 7 | (D) | (D) | (D) | (D) | (D) | (D) | (D) | (D) |
| News dealers, newsstands | 17 | 7 | 118 | (D) | 25 | 444 | 361 | 14 | 9 | 16 |
| Gift, novelty, souvenir stores | 19 | 5 | 425 | 237 | 35 | 628 | 599 | 16 | 14 | 18 |
| Music stores | 10 | 8 | (D) | (D) | (D) | (D) | (D) | (D) | (D) | (D) |
| Camera, photographic supply stores | 4 | 4 | 345 | 345 | 78 | 944 | 866 | 15 | 12 | 3 |
| Other retail stores (except second-hand) | 43 | 35 | 2,676 | 2,498 | 504 | 9,359 | 8,760 | 159 | 127 | 33 |
| Second-hand stores | 13 | 13 | 636 | 636 | 141 | 2,975 | 2,950 | 76 | 75 | 12 |
| Nonstore retailers, total | 107 | 31 | 6,798 | 5,910 | 1,078 | 18,537 | 18,308 | 251 | 242 | 92 |
| Mail order houses | 2 | 2 | (D) | (D) | (D) | (D) | (D) | (D) | (D) | (D) |
| Direct selling (house-to-house) organizations | 90 | 20 | 5,160 | (D) | 930 | 15,839 | 15,610 | 219 | 210 | 84 |
| Merchandise vending machine operators | 15 | 9 | (D) | (D) | (D) | (D) | (D) | (D) | (D) | (D) |

Standard Notes: (D) Withheld to avoid disclosure. (NA) Not available. n.e.c. Not elsewhere classified. XXX Not applicable. (Z) Less than \$500. ... Represents zero.
¹ Group totals may include data for establishments without payroll which could not be classified by detailed kind of business.

Table 105. RETAIL TRADE: 1954 — CITIES WITH 500 ESTABLISHMENTS OR MORE—Continued

Establishments, Sales, Payroll, and Personnel, by Kind of Business

| City and kind of business | Establishments | | Sales | | Payroll, entire year (\$1,000) | Payroll, workweek ended nearest Nov. 15 | | Paid employees, workweek ended nearest Nov. 15 | | Proprietors (unincorporated businesses only) (Number) |
|--|--------------------|--------------|--|-----------------------------|-----------------------------------|---|---------------|--|---------------|--|
| | Total ¹ | With payroll | Total, all establishments ¹ | Establishments with payroll | | Total | Full workweek | Total | Full workweek | |
| | (Number) | (Number) | (\$1,000) | (\$1,000) | | (Dollars) | (Dollars) | (Number) | (Number) | |
| HARTFORD | | | | | | | | | | |
| Retail trade, total..... | 2,345 | 1,663 | 325,052 | 310,838 | 46,325 | 906,844 | 813,257 | 16,963 | 12,969 | 2,050 |
| Food stores, total..... | 442 | 256 | 54,316 | 49,130 | 3,998 | 79,412 | 68,588 | 1,599 | 1,101 | 431 |
| Grocery stores..... | 276 | 164 | 43,062 | 39,640 | 2,735 | 53,318 | 44,848 | 1,114 | 709 | 267 |
| Meat markets, fish (seafood) markets..... | 51 | 27 | 4,652 | 3,938 | 342 | 5,848 | 5,206 | 102 | 85 | 57 |
| Fruit stores, vegetable markets..... | 79 | 11 | 1,149 | 599 | 62 | 2,037 | 1,933 | 47 | 40 | 40 |
| Candy, nut, confectionery stores..... | 9 | 5 | 416 | 382 | 49 | 826 | 690 | 26 | 17 | 5 |
| Bakery products stores..... | 31 | 23 | 2,510 | 2,120 | 539 | 12,233 | 11,203 | 215 | 176 | 30 |
| Other food stores..... | 31 | 23 | 2,715 | 2,451 | 271 | 5,150 | 4,678 | 95 | 74 | 30 |
| Eating, drinking places, total..... | 439 | 385 | 23,997 | 23,259 | 6,041 | 123,870 | 113,920 | 2,719 | 2,196 | 379 |
| Eating places (except refreshment stands)..... | 244 | 218 | 16,486 | 16,122 | 4,409 | 91,380 | 84,676 | 1,996 | 1,634 | 210 |
| Refreshment stands..... | 31 | 25 | 938 | 890 | 180 | 3,125 | 2,256 | 92 | 52 | 16 |
| Drinking places..... | 164 | 142 | 6,573 | 6,247 | 1,452 | 29,365 | 26,988 | 631 | 510 | 153 |
| General merchandise group, total..... | 75 | 45 | 65,227 | 64,755 | 14,002 | 288,914 | 239,021 | 6,063 | 4,115 | 71 |
| Department stores..... | 4 | 4 | (D) | (D) | (D) | (D) | (D) | (D) | (D) | (D) |
| Dry goods, general merchandise stores..... | 40 | 18 | 12,765 | 12,385 | 2,693 | 56,515 | 49,534 | 1,063 | 771 | 39 |
| General stores..... | 1 | 1 | (D) | (D) | (D) | (D) | (D) | (D) | (D) | (D) |
| Variety stores..... | 28 | 22 | 7,044 | 6,968 | 1,143 | 23,125 | 17,832 | 689 | 390 | 29 |
| Apparel, accessories stores, total..... | 234 | 194 | 28,650 | 28,008 | 4,381 | 85,481 | 78,423 | 1,657 | 1,293 | 153 |
| Shoe stores..... | 46 | 42 | 4,626 | 4,458 | 654 | 11,961 | 10,918 | 225 | 166 | 25 |
| Men's, boys' clothing and furnishings stores..... | (NA) | 45 | (NA) | 6,684 | 1,002 | 19,418 | 17,993 | 295 | 217 | (NA) |
| Family clothing stores..... | (NA) | 13 | (NA) | 3,244 | 474 | 8,585 | 8,235 | 157 | 132 | (NA) |
| Women's clothing, specialty stores..... | 76 | 56 | 10,208 | 10,086 | 1,636 | 31,871 | 28,479 | 739 | 561 | 45 |
| Ready-to-wear stores..... | (NA) | 49 | (NA) | 8,812 | 1,434 | 28,164 | 25,015 | 658 | 495 | (NA) |
| Millinery stores..... | (NA) | 9 | (NA) | (D) | (D) | 1,957 | 1,788 | 50 | 37 | (NA) |
| Other clothing, specialty stores..... | (NA) | 8 | (NA) | (D) | 111 | 1,750 | 1,676 | 31 | 29 | (NA) |
| Other apparel stores..... | 42 | 38 | 3,670 | 3,536 | 615 | 13,646 | 12,798 | 241 | 217 | 36 |
| Furniture, home furnishings, appliance dealers, total..... | 164 | 122 | 19,145 | 18,505 | 2,685 | 52,165 | 50,003 | 764 | 697 | 123 |
| Furniture, home furnishings stores..... | 94 | 69 | 9,508 | 9,212 | 1,479 | 27,118 | 26,458 | 399 | 375 | 70 |
| Furniture stores..... | (NA) | 39 | (NA) | 6,991 | 1,000 | 17,635 | 17,234 | 269 | 255 | (NA) |
| Home furnishings stores, antique stores..... | (NA) | 30 | (NA) | 2,646 | 523 | 10,323 | 10,064 | 151 | 141 | (NA) |
| Household appliance, radio, TV stores..... | 67 | 53 | 9,128 | 8,868 | 1,162 | 24,207 | 22,705 | 344 | 301 | 51 |
| Automotive group, total..... | 91 | 69 | 45,897 | 45,697 | 5,152 | 91,118 | 89,539 | 1,124 | 1,076 | 50 |
| Passenger car dealers (franchised)..... | 23 | 23 | 39,716 | 39,716 | 4,250 | 75,072 | 74,434 | 881 | 869 | 5 |
| Passenger car dealers (nonfranchised)..... | 20 | 25 | 3,160 | 3,004 | 342 | 6,000 | 5,852 | 79 | 74 | 25 |
| Tire, battery, accessory dealers..... | 23 | 19 | (D) | (D) | (D) | (D) | (D) | (D) | (D) | (D) |
| Other automotive dealers..... | 4 | 2 | (D) | (D) | (D) | (D) | (D) | (D) | (D) | (D) |
| Gasoline service stations..... | 160 | 128 | 10,797 | 9,957 | 948 | 17,415 | 15,415 | 343 | 245 | 170 |
| Lumber, bldg. mats., hardware, farm equip. dealers, total..... | 65 | 49 | 12,750 | 12,230 | 1,797 | 33,318 | 32,452 | 410 | 382 | 46 |
| Farm equipment dealers..... | *** | *** | *** | *** | *** | *** | *** | *** | *** | *** |
| Lumber, building materials dealers..... | 20 | 16 | 7,541 | 7,523 | 966 | 17,886 | 17,386 | 217 | 203 | 10 |
| Plumbing, paint, electrical stores..... | 18 | 18 | 3,323 | 3,107 | 625 | 11,699 | 11,552 | 140 | 137 | 16 |
| Hardware stores..... | 27 | 15 | 1,886 | 1,600 | 206 | 3,733 | 3,516 | 53 | 42 | 20 |
| Drug stores, proprietary stores, total..... | 109 | 99 | 12,790 | 12,510 | 1,459 | 28,107 | 23,481 | 626 | 400 | 94 |
| Drug stores..... | (NA) | 95 | (NA) | (D) | (D) | (D) | (D) | (D) | (D) | (NA) |
| Proprietary stores..... | (NA) | 4 | (NA) | (D) | (D) | (D) | (D) | (D) | (D) | (NA) |
| Other retail stores, total..... | 410 | 268 | 41,065 | 38,103 | 4,540 | 81,901 | 77,381 | 1,302 | 1,116 | 369 |
| Liquor stores..... | 117 | 79 | 7,033 | 5,751 | 341 | 6,309 | 5,263 | 133 | 81 | 102 |
| Fuel, ice dealers..... | 53 | 31 | 16,132 | 15,650 | 1,561 | 26,803 | 25,803 | 379 | 346 | 43 |
| Feed, farm, garden supply stores..... | 4 | 4 | (D) | (D) | (D) | (D) | (D) | (D) | (D) | (D) |
| Jewelry stores..... | 43 | 23 | 4,259 | 4,091 | 811 | 15,109 | 14,448 | 219 | 202 | 30 |
| Book, stationery stores..... | 14 | 10 | 1,371 | 1,355 | 113 | 2,795 | 2,772 | 47 | 45 | 16 |
| Sporting goods, bicycle stores..... | 10 | 8 | (D) | (D) | (D) | (D) | (D) | (D) | (D) | (D) |
| Florists..... | 18 | 18 | 695 | 695 | 113 | 1,990 | 1,832 | 45 | 36 | 16 |
| Cigar stores, stands..... | 22 | 10 | 1,106 | (D) | 68 | 1,249 | 779 | 35 | 16 | 30 |
| News dealers, newsstands..... | 16 | 6 | (D) | (D) | (D) | (D) | (D) | (D) | (D) | (D) |
| Gift, novelty, souvenir stores..... | 11 | 5 | 235 | 153 | 15 | 262 | 203 | 9 | 6 | 14 |
| Music stores..... | 19 | 17 | 1,351 | (D) | 192 | 3,356 | 3,166 | 62 | 49 | 15 |
| Camera, photographic supply stores..... | 6 | 6 | 697 | 697 | 134 | 2,286 | 2,224 | 27 | 26 | 4 |
| Other retail stores (except second-hand)..... | 41 | 39 | 2,902 | (D) | 557 | 10,058 | 9,863 | 148 | 137 | 33 |
| Second-hand stores..... | 16 | 12 | 1,150 | 1,120 | 215 | 3,461 | 3,316 | 65 | 56 | 14 |
| Nonstore retailers, total..... | 166 | 48 | 10,418 | 8,684 | 1,322 | 25,143 | 25,034 | 356 | 348 | 164 |
| Mail order houses..... | 3 | 3 | 291 | 291 | 71 | 1,220 | 1,197 | 19 | 17 | 1 |
| Direct selling (house-to-house) organizations..... | 146 | 32 | 5,778 | 4,148 | 922 | 17,813 | 17,727 | 257 | 251 | 155 |
| Merchandise vending machine operators..... | 17 | 13 | 4,349 | 4,245 | 329 | 6,110 | 6,110 | 80 | 80 | 8 |

Standard Notes: (D) Withheld to avoid disclosure. (NA) Not available. n.e.c. Not elsewhere classified. XXX Not applicable. (Z) Less than \$500. ... Represents zero.
¹ Group totals may include data for establishments without payroll which could not be classified by detailed kind of business.

Table 105. RETAIL TRADE: 1954 — CITIES WITH 500 ESTABLISHMENTS OR MORE—Continued

Establishments, Sales, Payroll, and Personnel, by Kind of Business

| City and kind of business | Establishments | | Sales | | Payroll, entire year (\$1,000) | Payroll, workweek ended nearest Nov. 15 | | Paid employees, workweek ended nearest Nov. 15 | | Proprietors (unincorporated businesses only) ¹ (Number) |
|--|--------------------------------|--------------------------|---|--|-----------------------------------|---|----------------------------|--|---------------------------|---|
| | Total ¹ (Number) | With payroll (Number) | Total, all establishments ¹ (\$1,000) | Establishments with payroll (\$1,000) | | Total (Dollars) | Full workweek (Dollars) | Total (Number) | Full workweek (Number) | |
| MERIDEN | | | | | | | | | | |
| Retail trade, total..... | 625 | 425 | 54,730 | 50,296 | 6,013 | 114,389 | 100,614 | 2,323 | 1,635 | 619 |
| Food stores, total..... | 131 | 63 | 13,353 | 11,709 | 886 | 17,388 | 15,018 | 367 | 260 | 146 |
| Grocery stores..... | 91 | 41 | 10,893 | 9,855 | 665 | 12,756 | 10,869 | 222 | 189 | 94 |
| Meat markets, fish (seafood) markets..... | 14 | 4 | 236 | 428 | 60 | 1,264 | 942 | 17 | 9 | 16 |
| Fruit stores, vegetable markets..... | 6 | 4 | 628 | (D) | 34 | 772 | 772 | 12 | 12 | 10 |
| Candy, nut, confectionery stores..... | 6 | 4 | 140 | (D) | 12 | 220 | 180 | 6 | 4 | 5 |
| Other food stores..... | 14 | 10 | 796 | 696 | 115 | 2,376 | 2,255 | 50 | 46 | 21 |
| Eating, drinking places, total..... | 120 | 99 | 4,669 | 4,353 | 890 | 17,444 | 15,137 | 419 | 288 | 121 |
| Eating places..... | 82 | 70 | 3,716 | 3,460 | 752 | 14,534 | 12,667 | 344 | 239 | 84 |
| Drinking places..... | 38 | 29 | 953 | 893 | 138 | 2,910 | 2,470 | 75 | 49 | 37 |
| General merchandise group, total..... | 24 | 14 | 3,006 | 3,726 | 647 | 12,289 | 8,959 | 344 | 191 | 19 |
| General merchandise group (except variety)..... | 17 | 9 | 1,979 | (D) | 333 | 6,093 | 5,089 | 163 | 109 | 15 |
| Variety stores..... | 7 | 5 | 1,027 | (D) | 314 | 6,196 | 3,870 | 181 | 82 | 4 |
| Apparel, accessories stores, total..... | 62 | 54 | 4,767 | 4,637 | 734 | 13,473 | 11,763 | 290 | 195 | 53 |
| Shoe stores..... | 13 | 13 | 783 | 783 | 107 | 1,924 | 1,415 | 43 | 22 | 5 |
| Men's, boys' clothing and furnishings stores..... | (NA) | 8 | (NA) | (D) | (D) | (D) | (D) | (D) | (D) | (NA) |
| Family clothing stores..... | (NA) | 1 | (NA) | (D) | (D) | (D) | (D) | (D) | (D) | (NA) |
| Women's clothing, specialty stores..... | 30 | 24 | 2,158 | 2,092 | 396 | 6,820 | 6,093 | 156 | 108 | 28 |
| Ready-to-wear stores..... | (NA) | 17 | (NA) | 1,714 | 341 | 5,977 | 5,353 | 125 | 89 | (NA) |
| Other clothing, specialty stores..... | (NA) | 7 | (NA) | 378 | 55 | 243 | 740 | 31 | 19 | (NA) |
| Other apparel stores..... | 8 | 8 | 440 | 440 | 42 | 1,012 | 936 | 17 | 15 | 6 |
| Furniture, home furnishings, appliance dealers, total..... | 46 | 28 | 4,172 | 3,922 | 624 | 11,151 | 10,348 | 128 | 149 | 43 |
| Furniture, home furnishings stores, antique stores..... | 24 | 16 | 2,578 | 2,436 | 399 | 7,416 | 6,824 | 124 | 96 | 18 |
| Household appliance, radio, TV stores..... | 22 | 12 | 1,594 | 1,486 | 225 | 3,735 | 3,524 | 64 | 53 | 25 |
| Automotive group..... | 24 | 24 | 8,723 | 8,723 | 941 | 17,369 | 17,036 | 222 | 206 | 15 |
| Gasoline service stations..... | 60 | 44 | 4,260 | 3,818 | 212 | 4,382 | 3,475 | 115 | 70 | 65 |
| Lumber, bldg. mats., hardware, farm equip. dealers, total..... | 22 | 16 | 2,577 | 2,871 | 372 | 6,507 | 6,284 | 82 | 79 | 15 |
| Farm equipment dealers..... | ... | ... | ... | ... | ... | ... | ... | ... | ... | ... |
| Lumber, building materials, supplies, equipment dealers..... | 14 | 14 | 2,696 | (D) | (D) | (D) | (D) | (D) | (D) | (D) |
| Hardware stores..... | 8 | 2 | 291 | (D) | (D) | (D) | (D) | (D) | (D) | (D) |
| Drug stores, proprietary stores, total..... | 16 | 16 | 1,562 | 1,562 | 169 | 2,998 | 2,329 | 74 | 40 | 19 |
| Drug stores..... | 12 | 12 | 1,431 | 1,431 | 161 | 2,864 | 2,250 | 69 | 37 | 14 |
| Proprietary stores..... | 4 | 4 | 131 | 131 | 8 | 134 | 79 | 7 | 3 | 5 |
| Other retail stores, total..... | 99 | 59 | 3,343 | 4,443 | 441 | 9,332 | 8,449 | 172 | 131 | 94 |
| Liquor stores..... | 32 | 14 | 1,509 | 995 | 76 | 806 | 740 | 19 | 12 | 33 |
| Fuel, ice dealers..... | 20 | 14 | 1,863 | 1,719 | 191 | 4,323 | 4,006 | 67 | 58 | 17 |
| Feed, farm, garden supply stores..... | 5 | 3 | 228 | (D) | 18 | 279 | 279 | 4 | 4 | 5 |
| Jewelry stores..... | 4 | 4 | 452 | 452 | 84 | 1,582 | 1,404 | 25 | 18 | ... |
| Book, stationery stores..... | 1 | 1 | (D) | (D) | (D) | (D) | (D) | (D) | (D) | (D) |
| Other retail stores (except second-hand)..... | 30 | 22 | 1,635 | 871 | 96 | 1,832 | 1,592 | 46 | 32 | 31 |
| Second-hand stores..... | 3 | 1 | (D) | (D) | (D) | (D) | (D) | (D) | (D) | (D) |
| Nonstore retailers..... | 21 | 9 | 598 | 520 | 97 | 2,056 | 1,816 | 42 | 26 | 19 |

Standard Notes: (D) Withheld to avoid disclosure. (NA) Not available. n.e.c. Not elsewhere classified. XXX Not applicable. (Z) Less than \$500. ... Represents zero.
¹Group totals may include data for establishments without payroll which could not be classified by detailed kind of business.

RETAIL TRADE—AREA STATISTICS

Table 105. RETAIL TRADE: 1954 — CITIES WITH 500 ESTABLISHMENTS OR MORE—Continued

Establishments, Sales, Payroll, and Personnel, by Kind of Business

| City and kind of business | Establishments | | Sales | | Payroll, entire year (\$1,000) | Payroll, workweek ended nearest Nov. 15 | | Paid employees, workweek ended nearest Nov. 15 | | Proprietors (unincorporated businesses only) (Number) |
|--|-------------------|--------------------------|---|--|-----------------------------------|---|----------------------------|--|---------------------------|--|
| | Total (Number) | With payroll (Number) | Total, all establishments ¹ (\$1,000) | Establishments with payroll (\$1,000) | | Total (Dollars) | Full workweek (Dollars) | Total (Number) | Full workweek (Number) | |
| NEW BRITAIN | | | | | | | | | | |
| Retail trade, total..... | 880 | 584 | 90,426 | 83,576 | 10,296 | 194,339 | 170,964 | 3,983 | 2,831 | 839 |
| Food stores, total..... | 180 | 102 | 22,645 | 20,191 | 1,542 | 29,827 | 25,159 | 640 | 430 | 191 |
| Grocery stores..... | 138 | 74 | 19,874 | 17,860 | 1,147 | 22,112 | 18,120 | 486 | 314 | 148 |
| Meat markets, fish (seafood) markets..... | 4 | 4 | 810 | 740 | 83 | 1,522 | 1,328 | 29 | 19 | 4 |
| Fruit stores, vegetable markets..... | 8 | 4 | 507 | 333 | 67 | 1,323 | 1,247 | 19 | 16 | 9 |
| Candy, nut, confectionery stores..... | 5 | 5 | 198 | 198 | 21 | 417 | 351 | 16 | 10 | 1 |
| Other food stores..... | 25 | 15 | 1,256 | 1,060 | 224 | 4,453 | 4,113 | 90 | 71 | 29 |
| Eating, drinking places, total..... | 153 | 123 | 5,837 | 5,389 | 977 | 19,867 | 17,030 | 517 | 363 | 181 |
| Eating places..... | 94 | 68 | 3,939 | 3,561 | 694 | 13,941 | 12,393 | 365 | 275 | 111 |
| Drinking places..... | 59 | 55 | 1,898 | 1,828 | 283 | 5,926 | 4,637 | 152 | 88 | 70 |
| General merchandise group, total..... | 21 | 11 | 5,346 | 5,182 | 986 | 18,452 | 14,813 | 500 | 302 | 16 |
| General merchandise group (except variety)..... | 9 | 5 | (D) | (D) | (D) | (D) | (D) | (D) | (D) | (D) |
| Variety stores..... | 12 | 6 | (D) | (D) | (D) | (D) | (D) | (D) | (D) | (D) |
| Apparel, accessories stores, total..... | 89 | 81 | 10,549 | 10,371 | 1,719 | 30,441 | 26,049 | 785 | 512 | 56 |
| Shoe stores..... | 17 | 17 | 1,442 | 1,442 | 192 | 2,842 | 2,620 | 56 | 45 | 6 |
| Men's, boys' clothing and furnishings stores..... | (NA) | 21 | (NA) | 1,951 | 350 | 5,629 | 4,829 | 122 | 86 | (NA) |
| Family clothing stores..... | (NA) | 5 | (NA) | (D) | (D) | (D) | (D) | (D) | (D) | (NA) |
| Women's clothing, specialty stores..... | 31 | 29 | 3,550 | (D) | 523 | 9,717 | 8,840 | 261 | 208 | 20 |
| Ready-to-wear stores..... | (NA) | 18 | (NA) | 2,985 | 454 | 8,386 | 7,647 | 232 | 185 | (NA) |
| Other clothing, specialty stores..... | (NA) | 11 | (NA) | (D) | 69 | 1,331 | 1,193 | 29 | 23 | (NA) |
| Other apparel stores..... | 11 | 9 | 758 | (D) | (D) | (D) | (D) | (D) | (D) | (D) |
| Furniture, home furnishings, appliance dealers, total..... | 61 | 47 | 8,548 | 8,444 | 1,330 | 25,813 | 24,333 | 374 | 319 | 37 |
| Furniture, home furnishings stores, antique stores..... | 35 | 25 | 5,326 | 5,254 | 930 | 18,129 | 17,002 | 246 | 208 | 23 |
| Household appliance, radio, TV stores..... | 26 | 22 | 3,222 | 3,190 | 400 | 7,684 | 7,331 | 128 | 111 | 14 |
| Automotive group..... | 30 | 26 | 14,296 | 14,236 | 1,465 | 27,226 | 26,479 | 356 | 336 | 17 |
| Gasoline service stations..... | 65 | 45 | 3,419 | 2,897 | 240 | 5,278 | 4,205 | 126 | 70 | 78 |
| Lumber, bldg. mats., hardware, farm equip. dealers, total..... | 22 | 16 | 3,457 | 3,409 | 506 | 9,651 | 8,366 | 156 | 116 | 18 |
| Farm equipment dealers..... | *** | *** | *** | *** | *** | *** | *** | *** | *** | *** |
| Lumber, building materials, supplies, equipment dealers..... | 17 | 13 | (D) | (D) | (D) | (D) | (D) | (D) | (D) | (D) |
| Hardware stores..... | 5 | 3 | (D) | (D) | (D) | (D) | (D) | (D) | (D) | (D) |
| Drug stores, proprietary stores, total..... | 32 | 28 | 2,789 | 2,693 | 347 | 6,732 | 5,554 | 143 | 89 | 24 |
| Drug stores..... | (NA) | 23 | (NA) | 2,314 | 306 | 5,916 | 4,865 | 122 | 75 | (NA) |
| Proprietary stores..... | (NA) | 5 | (NA) | 379 | 41 | 816 | 689 | 21 | 14 | (NA) |
| Other retail stores, total..... | 176 | 96 | 12,210 | 9,936 | 1,098 | 19,912 | 17,861 | 366 | 275 | 174 |
| Liquor stores..... | 70 | 22 | 3,370 | 1,578 | 88 | 1,774 | 1,334 | 42 | 25 | 71 |
| Fuel, ice dealers..... | 30 | 20 | 4,743 | 4,625 | 525 | 9,172 | 8,534 | 129 | 108 | 31 |
| Feed, farm, garden supply stores..... | 2 | 2 | (D) | (D) | (D) | (D) | (D) | (D) | (D) | (D) |
| Jewelry stores..... | 9 | 9 | 1,130 | 1,130 | 186 | 3,380 | 3,281 | 55 | 50 | 7 |
| Book, stationery stores..... | 1 | 1 | (D) | (D) | (D) | (D) | (D) | (D) | (D) | (D) |
| Other retail stores (except second-hand)..... | 55 | 39 | 2,424 | 2,158 | 268 | 5,057 | 4,218 | 128 | 82 | 53 |
| Second-hand stores..... | 3 | 3 | 52 | 52 | 4 | 65 | 65 | 1 | 1 | 4 |
| Nonstore retailers..... | 51 | 9 | 1,330 | 828 | 86 | 1,140 | 1,115 | 20 | 19 | 47 |

Standard Notes: (D) Withheld to avoid disclosure. (NA) Not available. n.e.c. Not elsewhere classified. XXX Not applicable. (Z) Less than \$500. ... Represents zero.
¹ Group totals may include data for establishments without payroll which could not be classified by detailed kind of business.

Table 105. RETAIL TRADE: 1954 — CITIES WITH 500 ESTABLISHMENTS OR MORE—Continued

Establishments, Sales, Payroll, and Personnel, by Kind of Business

| City and kind of business | Establishments | | Sales | | Payroll, entire year (\$1,000) | Payroll, workweek ended nearest Nov. 15 | | Paid employees, workweek ended nearest Nov. 15 | | Proprietors (unincorporated businesses only) ¹ (Number) |
|--|--------------------------------|--------------------------|---|--|-----------------------------------|---|----------------------------|--|---------------------------|---|
| | Total ¹ (Number) | With payroll (Number) | Total, all establishments ¹ (\$1,000) | Establishments with payroll (\$1,000) | | Total (Dollars) | Full workweek (Dollars) | Total (Number) | Full workweek (Number) | |
| NEW HAVEN | | | | | | | | | | |
| Retail trade, total..... | 2,592 | 1,702 | 247,810 | 229,602 | 30,476 | 578,270 | 533,323 | 11,098 | 9,038 | 2,431 |
| Food stores, total..... | 594 | 286 | 50,983 | 42,637 | 3,339 | 63,518 | 55,524 | 1,281 | 946 | 640 |
| Grocery stores..... | 361 | 155 | 38,027 | 32,391 | 2,225 | 40,600 | 35,321 | 798 | 565 | 389 |
| Meat markets, fish (seafood) markets..... | 65 | 37 | 5,570 | 4,886 | 320 | 6,635 | 5,906 | 127 | 94 | 65 |
| Fruit stores, vegetable markets..... | 30 | 8 | 828 | (D) | 45 | 940 | 940 | 13 | 13 | 38 |
| Candy, nut, confectionery stores..... | 31 | 15 | 1,154 | (D) | 68 | 1,370 | 1,253 | 39 | 30 | 29 |
| Bakery products stores..... | 49 | 41 | 2,216 | 2,112 | 545 | 10,702 | 9,335 | 238 | 194 | 55 |
| Other food stores..... | 52 | 30 | 2,468 | 2,038 | 136 | 3,271 | 2,769 | 66 | 50 | 58 |
| Eating, drinking places, total..... | 469 | 389 | 19,631 | 18,253 | 3,733 | 76,246 | 68,037 | 2,027 | 1,596 | 471 |
| Eating places (except refreshment stands)..... | 276 | 210 | 13,481 | 12,315 | 2,853 | 59,598 | 53,203 | 1,527 | 1,198 | 288 |
| Refreshment stands..... | 48 | 38 | 1,454 | (D) | 272 | 4,763 | 4,349 | 195 | 166 | 29 |
| Drinking places..... | 143 | 141 | 4,678 | (D) | 608 | 11,685 | 10,485 | 305 | 232 | 152 |
| General merchandise group, total..... | 79 | 39 | 22,560 | 22,008 | 3,513 | 68,374 | 56,801 | 1,798 | 1,259 | 76 |
| Department stores..... | 3 | 3 | (D) | (D) | (D) | (D) | (D) | (D) | (D) | (D) |
| Dry goods, general merchandise stores..... | 48 | 22 | 4,209 | 3,855 | 516 | 11,814 | 10,960 | 269 | 206 | 46 |
| General stores..... | 1 | 1 | (D) | (D) | (D) | (D) | (D) | (D) | (D) | (D) |
| Variety stores..... | 27 | 13 | 7,253 | 7,055 | 1,226 | 23,704 | 16,809 | 718 | 396 | 29 |
| Apparel, accessories stores, total..... | 314 | 264 | 33,170 | 32,522 | 5,467 | 102,963 | 98,168 | 1,829 | 1,581 | 210 |
| Shoe stores..... | 55 | 53 | 5,036 | (D) | 643 | 12,008 | 11,403 | 193 | 161 | 25 |
| Men's, boys' clothing and furnishings stores..... | (NA) | 51 | (NA) | (D) | 1,338 | 23,103 | 21,984 | 334 | 283 | (NA) |
| Family clothing stores..... | (NA) | 16 | (NA) | 2,965 | 399 | 7,996 | 7,660 | 128 | 108 | (NA) |
| Women's clothing, specialty stores..... | 121 | 97 | 12,877 | 12,645 | 2,132 | 40,495 | 38,849 | 871 | 776 | 80 |
| Ready-to-wear stores..... | (NA) | 60 | (NA) | 9,704 | 1,658 | 30,977 | 29,898 | 688 | 623 | (NA) |
| Millinery stores..... | (NA) | 14 | (NA) | (D) | 107 | 2,253 | 2,023 | 58 | 45 | (NA) |
| Other clothing, specialty stores..... | (NA) | 23 | (NA) | (D) | 367 | 7,265 | 6,928 | 125 | 108 | (NA) |
| Other apparel stores..... | 57 | 47 | 4,971 | 4,845 | 955 | 19,361 | 18,272 | 303 | 253 | 47 |
| Furniture, home furnishings, appliance dealers, total..... | 139 | 113 | 17,064 | 16,600 | 2,566 | 47,049 | 45,861 | 659 | 607 | 114 |
| Furniture, home furnishings stores..... | 93 | 75 | 10,418 | 10,116 | 1,664 | 31,569 | 30,772 | 431 | 400 | 76 |
| Furniture stores..... | (NA) | 39 | (NA) | 7,902 | 1,338 | 24,617 | 23,949 | 319 | 293 | (NA) |
| Home furnishings stores, antique stores..... | (NA) | 36 | (NA) | 2,214 | 326 | 6,952 | 6,823 | 112 | 107 | (NA) |
| Household appliance, radio, TV stores..... | 46 | 38 | 6,646 | 6,484 | 902 | 15,480 | 15,089 | 228 | 207 | 38 |
| Automotive group, total..... | 104 | 78 | 37,969 | 37,097 | 3,897 | 74,697 | 72,728 | 1,071 | 1,017 | 80 |
| Passenger car dealers (franchised)..... | 16 | 16 | 27,300 | 27,300 | 2,797 | 51,527 | 51,301 | 734 | 722 | 3 |
| Passenger car dealers (nonfranchised)..... | 48 | 28 | 4,357 | (D) | (D) | (D) | (D) | (D) | (D) | (D) |
| Tire, battery, accessory dealers..... | 36 | 32 | 5,938 | 5,830 | 850 | 18,714 | 17,365 | 266 | 234 | 19 |
| Other automotive dealers..... | 4 | 2 | 374 | (D) | (D) | (D) | (D) | (D) | (D) | (D) |
| Gasoline service stations..... | 164 | 120 | 10,553 | 9,489 | 855 | 16,260 | 14,655 | 312 | 241 | 171 |
| Lumber, bldg. mats., hardware, farm equip. dealers, total..... | 68 | 60 | 13,745 | 13,643 | 1,999 | 35,757 | 35,023 | 477 | 444 | 45 |
| Farm equipment dealers..... | 2 | 2 | (D) | (D) | (D) | (D) | (D) | (D) | (D) | (D) |
| Lumber, building materials dealers..... | 21 | 19 | 10,482 | (D) | 1,485 | 26,924 | 26,699 | 332 | 325 | 6 |
| Plumbing, paint, electrical stores..... | 19 | 17 | (D) | (D) | (D) | (D) | (D) | (D) | (D) | (D) |
| Hardware stores..... | 26 | 22 | 1,790 | 1,722 | 280 | 4,664 | 4,190 | 91 | 67 | 23 |
| Drug stores, proprietary stores, total..... | 96 | 88 | 7,978 | 7,836 | 792 | 15,879 | 13,549 | 366 | 241 | 86 |
| Drug stores..... | (NA) | 83 | (NA) | 7,202 | 738 | 15,033 | 12,703 | 353 | 228 | (NA) |
| Proprietary stores..... | (NA) | 5 | (NA) | 634 | 54 | 846 | 846 | 13 | 13 | (NA) |
| Other retail stores, total..... | 414 | 224 | 28,931 | 24,973 | 3,235 | 62,903 | 59,118 | 1,038 | 885 | 394 |
| Liquor stores..... | 109 | 55 | 4,942 | 3,372 | 218 | 3,734 | 3,392 | 68 | 56 | 110 |
| Fuel, ice dealers..... | 67 | 23 | 8,637 | 7,769 | 727 | 15,136 | 14,666 | 193 | 182 | 64 |
| Feed, farm, garden supply stores..... | 7 | 5 | 2,496 | (D) | (D) | (D) | (D) | (D) | (D) | (D) |
| Jewelry stores..... | 32 | 24 | 3,024 | 2,938 | 692 | 13,484 | 13,153 | 185 | 167 | 24 |
| Book, stationery stores..... | 15 | 15 | (D) | (D) | (D) | (D) | (D) | (D) | (D) | (D) |
| Sporting goods, bicycle stores..... | 15 | 9 | 1,909 | 1,851 | 287 | 5,118 | 4,392 | 88 | 67 | 9 |
| Florists..... | 21 | 13 | 567 | 479 | 79 | 1,541 | 1,420 | 39 | 32 | 25 |
| Cigar stores, stands..... | 15 | 9 | 415 | (D) | 11 | 272 | 272 | 6 | 6 | 15 |
| News dealers, newsstands..... | 16 | 4 | (D) | 360 | 24 | 442 | 392 | 18 | 12 | 19 |
| Gift, novelty, souvenir stores..... | 19 | 11 | 598 | 260 | 22 | 287 | 255 | 9 | 6 | 21 |
| Music stores..... | 10 | 8 | 1,030 | (D) | 108 | 1,783 | 1,536 | 34 | 21 | 9 |
| Camera, photographic supply stores..... | 4 | 2 | (D) | (D) | (D) | (D) | (D) | (D) | (D) | (D) |
| Other retail stores (except second-hand)..... | 41 | 37 | 2,034 | 1,960 | 393 | 8,138 | 7,369 | 162 | 129 | 38 |
| Second-hand stores..... | 19 | 15 | (D) | (D) | (D) | (D) | (D) | (D) | (D) | (D) |
| Nonstore retailers, total..... | 151 | 41 | 5,826 | 4,544 | 1,080 | 14,624 | 13,859 | 240 | 221 | 144 |
| Mail order houses..... | 5 | 3 | (D) | (D) | (D) | (D) | (D) | (D) | (D) | (D) |
| Direct selling (house-to-house) organizations..... | 125 | 21 | 4,080 | 2,914 | 960 | 12,581 | 11,857 | 213 | 196 | 130 |
| Merchandise vending machine operators..... | 21 | 17 | (D) | (D) | (D) | (D) | (D) | (D) | (D) | (D) |

Standard Notes: (D) Withheld to avoid disclosure. (NA) Not available. n.e.c. Not elsewhere classified. XXX Not applicable. (Z) Less than \$500. ... Represents zero.
¹ Group totals may include data for establishments without payroll which could not be classified by detailed kind of business.

RETAIL TRADE—AREA STATISTICS

Table 105. RETAIL TRADE: 1954 — CITIES WITH 500 ESTABLISHMENTS OR MORE—Continued

Establishments, Sales, Payroll, and Personnel, by Kind of Business

| City and kind of business | Establishments | | Sales | | Payroll, entire year (\$1,000) | Payroll, workweek ended nearest Nov. 15 | | Paid employees, workweek ended nearest Nov. 15 | | Proprietors (unincorporated businesses only) ¹ (Number) |
|--|--------------------------------|--------------------------|---|--|-----------------------------------|---|----------------------------|--|---------------------------|---|
| | Total ¹ (Number) | With payroll (Number) | Total, all establishments ¹ (\$1,000) | Establishments with payroll (\$1,000) | | Total (Dollars) | Full workweek (Dollars) | Total (Number) | Full workweek (Number) | |
| NEW LONDON | | | | | | | | | | |
| Retail trade, total..... | 566 | 410 | 60,404 | 57,642 | 6,922 | 128,678 | 118,763 | 2,472 | 2,019 | 520 |
| Food stores, total..... | 112 | 62 | 13,193 | 12,247 | 946 | 17,716 | 15,623 | 355 | 258 | 116 |
| Grocery stores..... | 78 | 42 | 11,865 | 11,105 | 776 | 14,505 | 12,641 | 291 | 206 | 81 |
| Meat markets, fish (seafood) markets..... | 9 | 3 | 341 | 219 | 34 | 558 | 501 | 9 | 7 | 9 |
| Fruit stores, vegetable markets..... | 9 | 3 | (D) | (D) | (D) | (D) | (D) | (D) | (D) | (D) |
| Candy, nut, confectionery stores..... | 3 | 1 | (D) | (D) | (D) | (D) | (D) | (D) | (D) | (D) |
| Other food stores..... | 13 | 13 | 608 | 600 | 117 | 2,295 | 2,144 | 45 | 37 | 15 |
| Eating, drinking places, total..... | 109 | 91 | 4,037 | 3,867 | 733 | 14,380 | 12,553 | 400 | 296 | 120 |
| Eating places..... | 72 | 64 | 3,041 | 2,987 | 592 | 11,861 | 10,098 | 337 | 239 | 77 |
| Drinking places..... | 37 | 27 | 996 | 880 | 141 | 2,519 | 2,455 | 63 | 57 | 43 |
| General merchandise group, total..... | 21 | 17 | 5,310 | 5,290 | 751 | 13,716 | 11,944 | 359 | 279 | 15 |
| General merchandise group (except variety)..... | 16 | 12 | 3,291 | 3,271 | 410 | 7,139 | 6,790 | 161 | 145 | 14 |
| Variety stores..... | 5 | 5 | 2,019 | 2,019 | 341 | 6,577 | 5,154 | 198 | 134 | 1 |
| Apparel, accessories stores, total..... | 59 | 49 | 4,865 | 4,741 | 742 | 13,135 | 11,874 | 269 | 222 | 46 |
| Shoe stores..... | 13 | 11 | 818 | (D) | 91 | 1,580 | 1,533 | 34 | 31 | 8 |
| Men's, boys' clothing and furnishings stores..... | (NA) | 9 | (NA) | (D) | 216 | 3,744 | 2,941 | 60 | 40 | (NA) |
| Family clothing stores..... | (NA) | 3 | (NA) | 210 | 21 | 502 | 450 | 14 | 11 | (NA) |
| Women's clothing, specialty stores..... | 23 | 21 | 1,845 | (D) | 290 | 5,379 | 5,290 | 117 | 110 | 19 |
| Ready-to-wear stores..... | (NA) | 12 | (NA) | 1,335 | 230 | 4,298 | 4,269 | 90 | 88 | (NA) |
| Other clothing, specialty stores..... | (NA) | 9 | (NA) | (D) | 60 | 1,081 | 1,021 | 27 | 22 | (NA) |
| Other apparel stores..... | 9 | 5 | 675 | 651 | 124 | 1,930 | 1,660 | 43 | 30 | 8 |
| Furniture, home furnishings, appliance dealers, total..... | 40 | 36 | 4,252 | 4,150 | 717 | 14,361 | 13,426 | 218 | 190 | 39 |
| Furniture, home furnishings stores, antique stores..... | 22 | 22 | (D) | (D) | 434 | 8,619 | 7,858 | 132 | 113 | 20 |
| Household appliance, radio, TV stores..... | 16 | 14 | (D) | (D) | 283 | 5,742 | 5,568 | 86 | 77 | 17 |
| Automotive group..... | 75 | 29 | 13,572 | 13,422 | 1,631 | 27,489 | 27,083 | 391 | 372 | 17 |
| Gasoline service stations..... | 40 | 30 | 2,198 | 2,050 | 146 | 2,905 | 2,653 | 59 | 45 | 42 |
| Lumber, bldg. mats., hardware, farm equip. dealers, total..... | 15 | 13 | 4,032 | (D) | 383 | 7,706 | 7,500 | 98 | 92 | 11 |
| Farm equipment dealers..... | 1 | 1 | (D) | (D) | (D) | (D) | (D) | (D) | (D) | (D) |
| Lumber, building materials, supplies, equipment dealers..... | 10 | 8 | (D) | (D) | (D) | (D) | (D) | (D) | (D) | (D) |
| Hardware stores..... | 4 | 4 | 662 | 662 | 88 | 1,644 | 1,564 | 30 | 28 | 4 |
| Drug stores, proprietary stores, total..... | 15 | 13 | 1,564 | (D) | 228 | 4,365 | 3,779 | 86 | 60 | 11 |
| Drug stores..... | (NA) | 8 | (NA) | 1,283 | 212 | 4,012 | 3,525 | 74 | 52 | (NA) |
| Proprietary stores..... | (NA) | 5 | (NA) | (D) | 16 | 353 | 254 | 12 | 8 | (NA) |
| Other retail stores, total..... | 87 | 61 | 6,500 | 5,730 | 585 | 11,973 | 11,412 | 221 | 190 | 70 |
| Liquor stores..... | 27 | 15 | 1,077 | 709 | 55 | 1,310 | 1,174 | 31 | 22 | 18 |
| Fuel, ice dealers..... | 14 | 8 | 2,625 | 2,347 | 232 | 4,951 | 4,804 | 72 | 65 | 11 |
| Feed, farm, garden supply stores..... | 3 | 3 | 665 | 665 | 37 | 725 | 725 | 9 | 9 | 1 |
| Jewelry stores..... | 8 | 6 | 672 | (D) | 103 | 2,022 | 2,005 | 31 | 30 | 9 |
| Book, stationery stores..... | 7 | 5 | (D) | (D) | (D) | (D) | (D) | (D) | (D) | (D) |
| Other retail stores (except second-hand)..... | 27 | 23 | 1,116 | 1,072 | 131 | 2,525 | 2,300 | 69 | 56 | 24 |
| Second-hand stores..... | 1 | 1 | (D) | (D) | (D) | (D) | (D) | (D) | (D) | (D) |
| Nonstore retailers..... | 33 | 9 | 881 | 627 | 60 | 932 | 916 | 17 | 15 | 33 |

Standard Notes: (D) Withheld to avoid disclosure. (NA) Not available. n.e.c. Not elsewhere classified. XXX Not applicable. (Z) Less than \$500. ... Represents zero.
¹ Group totals may include data for establishments without payroll which could not be classified by detailed kind of business.

Table 105. RETAIL TRADE: 1954 — CITIES WITH 500 ESTABLISHMENTS OR MORE—Continued

Establishments, Sales, Payroll, and Personnel, by Kind of Business

| City and kind of business | Establishments | | Sales | | Payroll, entire year (\$1,000) | Payroll, workweek ended nearest Nov. 15 | | Paid employees, workweek ended nearest Nov. 15 | | Proprietors (unincorporated businesses only) ¹ (Number) |
|--|--------------------------------|--------------------------|---|--|-----------------------------------|---|----------------------------|--|---------------------------|---|
| | Total ¹ (Number) | With payroll (Number) | Total, all establishments ¹ (\$1,000) | Establishments with payroll (\$1,000) | | Total (Dollars) | Full workweek (Dollars) | Total (Number) | Full workweek (Number) | |
| NORWALK | | | | | | | | | | |
| Retail trade, total | 686 | 486 | 73,252 | 68,056 | 7,489 | 134,612 | 124,824 | 2,420 | 1,928 | 650 |
| Food stores, total | 135 | 85 | 21,980 | 20,292 | 1,334 | 25,285 | 22,751 | 473 | 352 | 132 |
| Grocery stores | 79 | 53 | 18,751 | 17,769 | 1,104 | 20,615 | 18,543 | 376 | 277 | 77 |
| Meat markets, fish (seafood) markets | 23 | 11 | 1,746 | 1,394 | 97 | 2,167 | 1,993 | 36 | 29 | 21 |
| Fruit stores, vegetable markets | 6 | 2 | (D) | (D) | (D) | (D) | (D) | (D) | (D) | (D) |
| Candy, nut, confectionery stores | 9 | 7 | (D) | (D) | (D) | (D) | (D) | (D) | (D) | (D) |
| Other food stores | 12 | 12 | 815 | 605 | 96 | 1,737 | 1,570 | 42 | 33 | 17 |
| Eating, drinking places, total | 110 | 84 | 4,486 | 4,176 | 829 | 16,337 | 14,531 | 384 | 281 | 114 |
| Eating places | 79 | 59 | 3,609 | 3,361 | 716 | 14,118 | 12,451 | 340 | 243 | 83 |
| Drinking places | 31 | 25 | 877 | 815 | 113 | 2,219 | 2,080 | 44 | 38 | 31 |
| General merchandise group, total | 25 | 13 | 3,050 | 2,708 | 497 | 9,373 | 7,973 | 256 | 170 | 22 |
| General merchandise group (except variety) | 12 | 8 | 1,258 | 1,390 | 273 | 5,056 | 4,745 | 113 | 94 | 10 |
| Variety stores | 11 | 5 | 1,792 | 1,318 | 224 | 4,317 | 3,228 | 143 | 76 | 10 |
| Apparel, accessories stores, total | 86 | 70 | 4,602 | 4,316 | 484 | 8,937 | 8,062 | 192 | 149 | 82 |
| Shoe stores | 14 | 12 | 281 | (D) | 90 | 1,696 | 1,565 | 34 | 25 | 9 |
| Men's, boys' clothing and furnishings stores | (NA) | 13 | (NA) | (D) | (D) | (D) | (D) | (D) | (D) | (NA) |
| Family clothing stores | (NA) | 3 | (NA) | (D) | (D) | (D) | (D) | (D) | (D) | (NA) |
| Women's clothing, specialty stores | 34 | 29 | 1,890 | 1,790 | 201 | 3,708 | 3,432 | 83 | 68 | 38 |
| Ready-to-wear stores | (NA) | 17 | (NA) | 1,362 | 153 | 2,964 | 2,789 | 64 | 54 | (NA) |
| Other clothing, specialty stores | (NA) | 11 | (NA) | 428 | 48 | 744 | 643 | 19 | 14 | (NA) |
| Other apparel stores | 20 | 14 | 626 | 542 | 66 | 1,268 | 1,063 | 34 | 26 | 21 |
| Furniture, home furnishings, appliance dealers, total | 43 | 39 | 5,708 | 5,678 | 934 | 15,620 | 14,989 | 227 | 201 | 29 |
| Furniture, home furnishings stores, antique stores | 25 | 21 | 2,438 | 2,408 | 412 | 7,269 | 7,090 | 100 | 91 | 17 |
| Household appliance, radio, TV stores | 18 | 18 | 3,270 | 3,270 | 522 | 8,351 | 7,899 | 127 | 110 | 12 |
| Automotive group | 27 | 27 | 13,799 | 13,707 | 1,304 | 20,963 | 20,910 | 277 | 272 | 16 |
| Gasoline service stations | 54 | 42 | 3,401 | 3,073 | 219 | 4,565 | 3,790 | 96 | 65 | 64 |
| Lumber, bldg. matis., hardware, farm equip. dealers, total | 30 | 24 | 5,226 | 5,114 | 758 | 12,470 | 12,025 | 153 | 142 | 24 |
| Farm equipment dealers | 2 | ... | (D) | ... | ... | ... | ... | ... | ... | 2 |
| Lumber, building materials, supplies, equipment dealers | 19 | 17 | 4,685 | (D) | 706 | 11,511 | 11,138 | 135 | 128 | 13 |
| Hardware stores | 9 | 7 | (D) | (D) | 52 | 959 | 887 | 18 | 14 | 9 |
| Drug stores, proprietary stores, total | 18 | 16 | 1,558 | (D) | 211 | 3,840 | 3,485 | 70 | 53 | 16 |
| Drug stores | (NA) | 13 | (NA) | 1,413 | (D) | (D) | (D) | (D) | (D) | (NA) |
| Proprietary stores | (NA) | 3 | (NA) | (D) | (D) | (D) | (D) | (D) | (D) | (NA) |
| Other retail stores, total | 130 | 74 | 8,543 | 6,877 | 822 | 15,309 | 14,436 | 261 | 214 | 120 |
| Liquor stores | 39 | 23 | 2,317 | 1,679 | 88 | 1,583 | 1,341 | 34 | 21 | 36 |
| Fuel, ice dealers | 20 | 12 | 2,781 | 2,143 | 271 | 4,981 | 4,937 | 75 | 73 | 16 |
| Feed, farm, garden supply stores | 3 | 3 | (D) | (D) | (D) | (D) | (D) | (D) | (D) | (D) |
| Jewelry stores | 7 | 5 | 471 | (D) | 83 | 1,610 | 1,556 | 24 | 22 | 3 |
| Book, stationery stores | 12 | 4 | 676 | 486 | 78 | 1,319 | 1,319 | 22 | 22 | 13 |
| Other retail stores (except second-hand) | 44 | 26 | 1,566 | 1,128 | 116 | 2,070 | 1,750 | 52 | 35 | 44 |
| Second-hand stores | 3 | 1 | (D) | (D) | (D) | (D) | (D) | (D) | (D) | (D) |
| Nonstore retailers | 28 | 12 | 899 | (D) | 97 | 1,913 | 1,872 | 31 | 29 | 31 |

Standard Notes: (D) Withheld to avoid disclosure. (NA) Not available. n.e.c. Not elsewhere classified. XXX Not applicable. (Z) Less than \$500. ... Represents zero.

¹ Group totals may include data for establishments without payroll which could not be classified by detailed kind of business.

RETAIL TRADE—AREA STATISTICS

Table 105. RETAIL TRADE: 1954 — CITIES WITH 500 ESTABLISHMENTS OR MORE—Continued

Establishments, Sales, Payroll, and Personnel, by Kind of Business

| City and kind of business | Establishments | | Sales | | Payroll, entire year (\$1,000) | Payroll, workweek ended nearest Nov. 15 | | Paid employees, workweek ended nearest Nov. 15 | | Proprietors (unincorporated businesses only) ¹ (Number) |
|--|--------------------|--------------|--|-----------------------------|-----------------------------------|---|---------------|--|---------------|---|
| | Total ¹ | With payroll | Total, all establishments ¹ | Establishments with payroll | | Total | Full workweek | Total | Full workweek | |
| | (Number) | (Number) | (\$1,000) | (\$1,000) | | (Dollars) | (Dollars) | (Number) | (Number) | |
| STAMFORD | | | | | | | | | | |
| Retail trade, total..... | 1,087 | 749 | 127,546 | 119,804 | 14,619 | 274,632 | 246,735 | 5,092 | 3,819 | 947 |
| Food stores, total..... | 189 | 121 | 30,646 | 28,586 | 2,178 | 42,647 | 38,080 | 831 | 612 | 175 |
| Grocery stores..... | 112 | 66 | 25,127 | 23,891 | 1,543 | 29,727 | 26,330 | 556 | 392 | 106 |
| Meat markets, fish (seafood) markets..... | 18 | 14 | 2,879 | 2,137 | 183 | 4,038 | 3,800 | 60 | 51 | 18 |
| Fruit stores, vegetable markets..... | 5 | 3 | 282 | (D) | (D) | (D) | (D) | (D) | (D) | (D) |
| Candy, nut, confectionery stores..... | 16 | 12 | 763 | (D) | (D) | (D) | (D) | (D) | (D) | (D) |
| Other food stores..... | 38 | 26 | 2,195 | 1,749 | 389 | 7,664 | 6,891 | 182 | 147 | 32 |
| Eating, drinking places, total..... | 181 | 137 | 7,326 | 6,764 | 1,377 | 27,198 | 22,643 | 639 | 452 | 180 |
| Eating places..... | 128 | 98 | 5,807 | 5,355 | 1,176 | 22,877 | 19,589 | 521 | 394 | 122 |
| Drinking places..... | 53 | 39 | 1,519 | 1,409 | 201 | 4,321 | 3,054 | 118 | 58 | 58 |
| General merchandise group, total..... | 32 | 20 | 15,046 | 14,668 | 2,487 | 46,576 | 36,354 | 1,211 | 686 | 27 |
| General merchandise group (except variety)..... | 20 | 12 | 12,569 | 12,299 | 2,047 | 38,430 | 29,827 | 960 | 528 | 19 |
| Variety stores..... | 12 | 8 | 2,477 | 2,369 | 440 | 8,146 | 6,527 | 251 | 158 | 8 |
| Apparel, accessories stores, total..... | 144 | 114 | 12,786 | 12,362 | 1,706 | 31,170 | 27,918 | 605 | 459 | 105 |
| Shoe stores..... | 25 | 21 | 2,083 | 2,009 | 244 | 4,777 | 3,930 | 86 | 58 | 13 |
| Men's, boys' clothing and furnishings stores..... | (NA) | 25 | (NA) | 2,611 | 357 | 6,084 | 5,853 | 90 | 79 | (NA) |
| Family clothing stores..... | (NA) | 7 | (NA) | 1,977 | 273 | 4,487 | 3,611 | 101 | 63 | (NA) |
| Women's clothing, specialty stores..... | 59 | 49 | 4,700 | 4,538 | 637 | 12,121 | 11,112 | 256 | 203 | 44 |
| Ready-to-wear stores..... | (NA) | 25 | (NA) | 3,054 | 455 | 8,611 | 7,844 | 176 | 140 | (NA) |
| Other clothing, specialty stores..... | (NA) | 24 | (NA) | 1,484 | 182 | 3,510 | 3,268 | 80 | 63 | (NA) |
| Other apparel stores..... | 20 | 12 | 1,313 | 1,227 | 195 | 3,701 | 3,412 | 72 | 56 | 18 |
| Furniture, home furnishings, appliance dealers, total..... | 67 | 61 | 6,634 | 6,594 | 968 | 18,952 | 18,078 | 292 | 261 | 56 |
| Furniture, home furnishings stores, antique stores..... | 40 | 34 | 3,777 | 3,737 | 546 | 11,122 | 10,591 | 170 | 153 | 32 |
| Household appliance, radio, TV stores..... | 27 | 27 | 2,857 | 2,857 | 422 | 7,830 | 7,487 | 122 | 108 | 24 |
| Automotive group..... | 42 | 38 | 19,455 | 19,335 | 2,089 | 34,635 | 33,979 | 441 | 427 | 26 |
| Gasoline service stations..... | 99 | 69 | 5,302 | 4,576 | 435 | 8,777 | 7,588 | 162 | 116 | 108 |
| Lumber, bldg. mats., hardware, farm equip. dealers, total..... | 41 | 31 | 11,133 | 10,925 | 1,417 | 27,763 | 27,341 | 305 | 293 | 19 |
| Farm equipment dealers..... | *** | *** | *** | *** | *** | *** | *** | *** | *** | *** |
| Lumber, building materials, supplies, equipment dealers..... | 25 | 21 | 10,294 | 10,236 | 1,322 | 25,946 | 25,619 | 276 | 268 | 7 |
| Hardware stores..... | 16 | 10 | 839 | 689 | 95 | 1,817 | 1,722 | 29 | 25 | 12 |
| Drug stores, proprietary stores, total..... | 31 | 29 | 3,601 | (D) | 482 | 8,839 | 7,963 | 166 | 130 | 26 |
| Drug stores..... | (NA) | 25 | (NA) | 3,090 | 451 | 8,115 | 7,306 | 146 | 115 | (NA) |
| Proprietary stores..... | (NA) | 4 | (NA) | (D) | 31 | 724 | 657 | 20 | 15 | (NA) |
| Other retail stores, total..... | 203 | 115 | 13,430 | 10,710 | 1,215 | 23,170 | 21,989 | 367 | 315 | 170 |
| Liquor stores..... | 56 | 26 | 3,731 | 2,295 | 109 | 2,012 | 1,842 | 31 | 22 | 48 |
| Fuel, ice dealers..... | 23 | 11 | 4,519 | 3,969 | 495 | 9,228 | 8,972 | 119 | 111 | 16 |
| Feed, farm, garden supply stores..... | 3 | 3 | 254 | 254 | 44 | 793 | 780 | 13 | 12 | *** |
| Jewelry stores..... | 16 | 14 | 1,103 | (D) | 172 | 3,563 | 3,396 | 55 | 50 | 13 |
| Book, stationery stores..... | 24 | 8 | 1,114 | 688 | 52 | 1,077 | 1,025 | 25 | 22 | 24 |
| Other retail stores (except second-hand)..... | 58 | 48 | 2,072 | 2,380 | 336 | 6,363 | 5,864 | 120 | 96 | 41 |
| Second-hand stores..... | 7 | 3 | 53 | (D) | 7 | 134 | 110 | 4 | 2 | 8 |
| Nonstore retailers..... | 58 | 16 | 2,187 | (D) | 265 | 4,905 | 4,802 | 73 | 68 | 55 |

Standard Notes: (D) Withheld to avoid disclosure. (NA) Not available. n.e.c. Not elsewhere classified. XXX Not applicable. (Z) Less than \$500. ... Represents zero.
¹ Group totals may include data for establishments without payroll which could not be classified by detailed kind of business.


Table 105. RETAIL TRADE: 1954 — CITIES WITH 500 ESTABLISHMENTS OR MORE—Continued

Establishments, Sales, Payroll, and Personnel, by Kind of Business

| City and kind of business | Establishments | | Sales | | Payroll, entire year (\$1,000) | Payroll, workweek ended nearest Nov. 15 | | Paid employees, workweek ended nearest Nov. 15 | | Proprietors (unincorporated businesses only) ¹ (Number) |
|--|--------------------------------|--------------------------|---|--|-----------------------------------|---|----------------------------|--|---------------------------|---|
| | Total ¹ (Number) | With payroll (Number) | Total, all establishments ¹ (\$1,000) | Establishments with payroll (\$1,000) | | Total (Dollars) | Full workweek (Dollars) | Total (Number) | Full workweek (Number) | |
| WATERBURY | | | | | | | | | | |
| Retail trade, total..... | 1,399 | 923 | 138,115 | 128,423 | 16,837 | 312,581 | 283,254 | 6,112 | 4,696 | 1,307 |
| Food stores, total..... | 338 | 174 | 35,890 | 31,618 | 2,673 | 49,964 | 43,704 | 1,002 | 745 | 347 |
| Grocery stores..... | 257 | 131 | 30,893 | 27,403 | 2,209 | 40,972 | 36,027 | 815 | 603 | 256 |
| Meat markets, fish (seafood) markets..... | 23 | 13 | 2,995 | 2,683 | 248 | 4,933 | 3,955 | 89 | 60 | 25 |
| Fruit stores, vegetable markets..... | 11 | 3 | 375 | 185 | 10 | 88 | 68 | 3 | 2 | 18 |
| Candy, nut, confectionery stores..... | 13 | 5 | 309 | 245 | 24 | 432 | 365 | 15 | 11 | 10 |
| Other food stores..... | 32 | 22 | 1,296 | 1,102 | 182 | 3,539 | 3,289 | 80 | 69 | 36 |
| Eating, drinking places, total..... | 266 | 214 | 9,769 | 9,051 | 1,585 | 31,620 | 27,137 | 848 | 599 | 310 |
| Eating places..... | 157 | 113 | 5,884 | 5,240 | 1,059 | 20,789 | 17,844 | 564 | 416 | 172 |
| Drinking places..... | 107 | 101 | 3,873 | 3,811 | 526 | 10,831 | 9,293 | 284 | 183 | 136 |
| General merchandise group, total..... | 31 | 19 | 10,083 | 9,903 | 1,656 | 29,987 | 25,050 | 811 | 562 | 22 |
| General merchandise group (except variety)..... | 25 | 15 | 5,982 | (D) | 944 | 16,352 | 14,111 | 440 | 327 | 20 |
| Variety stores..... | 6 | 4 | 4,101 | (D) | 712 | 13,635 | 10,939 | 371 | 235 | 2 |
| Apparel, accessories stores, total..... | 152 | 122 | 16,596 | 16,276 | 2,649 | 49,115 | 43,120 | 1,100 | 766 | 113 |
| Shoe stores..... | 24 | 22 | 2,180 | (D) | 291 | 4,695 | 3,821 | 93 | 59 | 11 |
| Men's, boys' clothing and furnishings stores..... | (NA) | 29 | (NA) | 3,307 | 486 | 10,542 | 9,857 | 179 | 138 | (NA) |
| Family clothing stores..... | (NA) | 7 | (NA) | 1,616 | 220 | 2,942 | 2,674 | 117 | 77 | (NA) |
| Women's clothing, specialty stores..... | 59 | 51 | 8,144 | 8,078 | 1,488 | 27,702 | 24,353 | 624 | 450 | 33 |
| Ready-to-wear stores..... | (NA) | 32 | (NA) | 7,289 | 1,349 | 25,146 | 22,121 | 565 | 406 | (NA) |
| Other clothing, specialty stores..... | (NA) | 19 | (NA) | 789 | 139 | 2,556 | 2,232 | 59 | 44 | (NA) |
| Other apparel stores..... | 21 | 13 | 1,221 | (D) | 164 | 3,234 | 2,415 | 87 | 42 | 23 |
| Furniture, home furnishings, appliance dealers, total..... | 77 | 61 | 11,342 | 11,132 | 1,882 | 34,285 | 33,107 | 500 | 452 | 49 |
| Furniture, home furnishings stores, antique stores..... | 47 | 43 | 7,471 | 7,413 | 1,346 | 25,274 | 24,373 | 348 | 315 | 29 |
| Household appliance, radio, TV stores..... | 30 | 18 | 3,871 | 3,719 | 536 | 9,011 | 8,734 | 152 | 137 | 20 |
| Automotive group..... | 55 | 49 | 19,943 | 19,845 | 2,439 | 42,481 | 41,354 | 582 | 537 | 30 |
| Gasoline service stations..... | 90 | 68 | 4,714 | 4,122 | 346 | 7,587 | 6,551 | 161 | 111 | 97 |
| Lumber, bldg. mats., hardware, farm equip. dealers, total..... | 38 | 32 | 8,173 | 8,013 | 1,249 | 23,371 | 22,839 | 306 | 282 | 25 |
| Farm equipment dealers..... | *** | *** | *** | *** | *** | *** | *** | *** | *** | *** |
| Lumber, building materials, supplies, equipment dealers..... | 23 | 23 | 7,619 | 7,619 | 1,183 | 22,308 | 21,797 | 286 | 263 | 8 |
| Hardware stores..... | 15 | 9 | 554 | 394 | 66 | 1,063 | 1,042 | 20 | 19 | 17 |
| Drug stores, proprietary stores, total..... | 55 | 53 | 4,022 | (D) | 460 | 9,118 | 7,376 | 221 | 135 | 40 |
| Drug stores..... | (NA) | 48 | (NA) | 3,541 | 421 | 8,492 | 6,783 | 206 | 122 | (NA) |
| Proprietary stores..... | (NA) | 5 | (NA) | (D) | 39 | 626 | 593 | 15 | 13 | (NA) |
| Other retail stores, total..... | 230 | 116 | 14,216 | 11,968 | 1,441 | 27,924 | 25,968 | 478 | 407 | 205 |
| Liquor stores..... | 68 | 30 | 3,213 | 2,095 | 106 | 1,748 | 1,578 | 44 | 33 | 61 |
| Fuel, ice dealers..... | 56 | 22 | 3,734 | 3,274 | 311 | 5,385 | 5,126 | 91 | 80 | 55 |
| Feed, farm, garden supply stores..... | 2 | 2 | (D) | (D) | (D) | (D) | (D) | (D) | (D) | (D) |
| Jewelry stores..... | 20 | 14 | 2,416 | 2,324 | 491 | 9,999 | 9,294 | 150 | 132 | 10 |
| Book, stationery stores..... | 7 | 5 | (D) | (D) | (D) | (D) | (D) | (D) | (D) | (D) |
| Other retail stores (except second-hand)..... | 66 | 40 | 2,898 | 2,438 | 292 | 5,878 | 5,344 | 109 | 89 | 59 |
| Second-hand stores..... | 5 | 3 | 167 | (D) | (D) | (D) | (D) | (D) | (D) | (D) |
| Nonstore retailers..... | 67 | 15 | 3,367 | (D) | 457 | 7,129 | 7,048 | 103 | 100 | 69 |

Standard Notes: (D) Withheld to avoid disclosure. (NA) Not available. n.e.c. Not elsewhere classified. XXX Not applicable. (Z) Less than \$500. ... Represents zero.

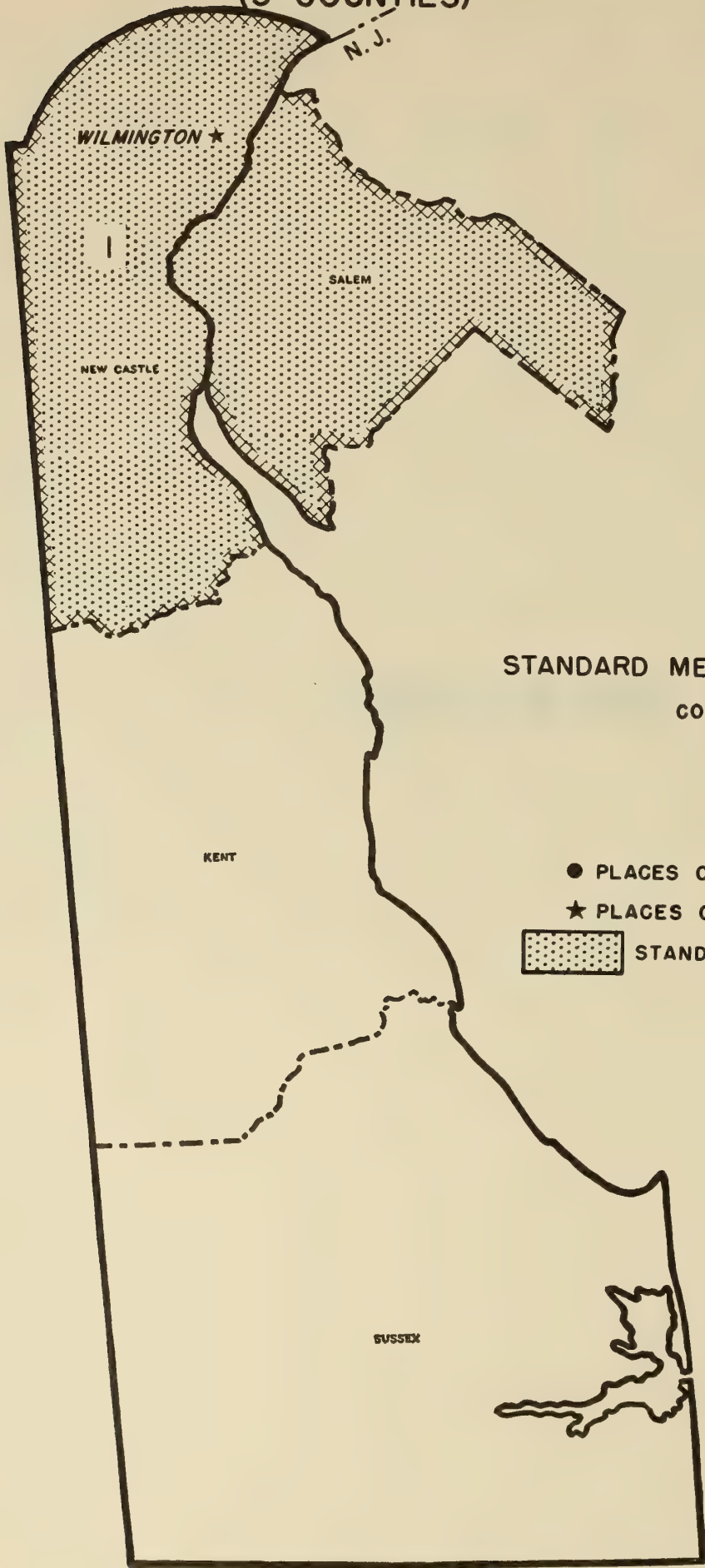
¹ Group totals may include data for establishments without payroll which could not be classified by detailed kind of business.





DELAWARE


DELAWARE
(3 COUNTIES)



STANDARD METROPOLITAN AREA

CODE
1 WILMINGTON

LEGEND

- PLACES OF 25,000 TO 100,000
- ★ PLACES OF 100,000 AND OVER
-  STANDARD METROPOLITAN AREA

CONTENTS

| <u>Table</u> | <u>Page</u> |
|--|-------------|
| 101. Retail Trade: 1954 - The State..... | 8-4 |
| 101A. Retail Trade: 1954 and 1948 - The State..... | 8-5 |
| 102. Retail Trade: 1954 - Counties; Cities of 2,500 Inhabitants or More..... | 8-6 |
| 102A. Retail Trade: 1948 - Counties; Cities of 2,500 Inhabitants or More..... | 8-7 |
| 103. Retail Trade: 1954 - Standard Metropolitan Areas..... | 8-8 |
| 103A. Retail Trade: 1948 - Standard Metropolitan Areas..... | 8-9 |
| 104. Retail Trade: 1954 - Counties With 500 Establishments or More..... | 8-10 |
| 105. Retail Trade: 1954 - Cities With 500 Establishments or More..... | 8-12 |

List of corrections for this State
appears at end of chapter.

RETAIL TRADE—AREA STATISTICS

Table 101. RETAIL TRADE: 1954 — THE STATE

Establishments, Sales, Payroll, and Personnel, by Kind of Business

| Kind of business | Establishments | | Sales | | Payroll, entire year (\$1,000) | Payroll, workweek ended nearest Nov. 15 | | Paid employees, workweek ended nearest Nov. 15 | | Proprietors (unincorporated businesses only) ¹ (Number) |
|--|--------------------------------|--------------------------|---|--|-----------------------------------|---|----------------------------|--|---------------------------|---|
| | Total ¹ (Number) | With payroll (Number) | Total, all establishments ¹ (\$1,000) | Establishments with payroll (\$1,000) | | Total (Dollars) | Full workweek (Dollars) | Total (Number) | Full workweek (Number) | |
| Retail trade, total | 4,307 | 2,739 | 492,899 | 461,595 | 52,720 | 993,739 | 925,580 | 19,670 | 16,390 | 4,016 |
| Food Stores | | | | | | | | | | |
| Total..... | 893 | 405 | 94,787 | 83,041 | 6,608 | 131,481 | 114,818 | 2,663 | 1,961 | 911 |
| Grocery stores..... | 657 | 293 | 83,719 | 73,913 | 5,481 | 109,331 | 94,404 | 2,117 | 1,511 | 665 |
| Meat markets..... | 28 | 20 | 3,269 | 3,101 | 272 | 5,045 | 4,845 | 104 | 92 | 31 |
| Fish (seafood) markets..... | 16 | 8 | 876 | 754 | 79 | 1,672 | 1,612 | 30 | 29 | 17 |
| Fruit stores, vegetable markets..... | 44 | 10 | 1,360 | 740 | 41 | 993 | 889 | 23 | 18 | 53 |
| Candy, nut, confectionery stores..... | 62 | 16 | 1,683 | 1,033 | 258 | 4,228 | 3,968 | 136 | 123 | 63 |
| Bakery products stores..... | 38 | 26 | 1,421 | 1,223 | 275 | 5,911 | 5,204 | 132 | 100 | 38 |
| Bakeries, with baking on premises..... | (NA) | 22 | (NA) | (D) | (D) | (D) | (D) | (D) | (D) | (NA) |
| Bakeries, without baking on premises..... | (NA) | 4 | (NA) | (D) | (D) | (D) | (D) | (D) | (D) | (NA) |
| Delicatessen stores..... | 25 | 21 | 1,289 | 1,251 | 120 | 2,332 | 2,521 | 75 | 56 | 22 |
| Food stores, n.e.c..... | 19 | 11 | 1,122 | 1,026 | 82 | 1,469 | 1,375 | 40 | 32 | 18 |
| Eating, Drinking Places | | | | | | | | | | |
| Total..... | 695 | 501 | 28,863 | 26,113 | 5,278 | 105,635 | 97,276 | 3,121 | 2,639 | 673 |
| Eating places (except refreshment stands)..... | 367 | 265 | 17,930 | 16,512 | 3,931 | 76,260 | 71,731 | 2,218 | 1,993 | 374 |
| Restaurants, cafeterias..... | (NA) | 261 | (NA) | 16,102 | 3,839 | 73,875 | 69,376 | 2,171 | 1,948 | (NA) |
| Caterers..... | (NA) | 2 | (NA) | (D) | (D) | (D) | (D) | (D) | (D) | (NA) |
| In-plant food contractors..... | (NA) | 2 | (NA) | (D) | (D) | (D) | (D) | (D) | (D) | (NA) |
| Refreshment stands..... | 102 | 54 | 2,175 | 1,745 | 241 | 5,426 | 4,607 | 198 | 140 | 106 |
| Drinking places..... | 214 | 182 | 8,708 | 7,856 | 1,106 | 23,949 | 20,938 | 705 | 506 | 169 |
| General Merchandise Group | | | | | | | | | | |
| Total..... | 173 | 101 | 48,193 | 46,875 | 6,320 | 130,003 | 115,312 | 3,080 | 2,345 | 131 |
| Department stores..... | 2 | 8 | 34,422 | 34,422 | 4,418 | 92,704 | 83,471 | 1,942 | 1,573 | ... |
| Dry goods, general merchandise stores..... | 70 | 36 | 3,956 | 3,440 | 430 | 7,853 | 7,265 | 193 | 152 | 57 |
| General stores..... | 48 | 12 | 1,619 | (D) | 49 | 937 | 726 | 34 | 18 | 47 |
| Variety stores..... | 47 | 45 | 8,196 | (D) | 1,423 | 28,509 | 23,850 | 911 | 602 | 27 |
| Apparel, Accessories Stores | | | | | | | | | | |
| Total..... | 335 | 271 | 30,737 | 29,653 | 4,469 | 79,749 | 74,890 | 1,647 | 1,377 | 258 |
| Shoe stores..... | 61 | 51 | 5,803 | 5,521 | 798 | 13,969 | 12,493 | 245 | 186 | 36 |
| Men's shoe stores..... | (NA) | 7 | (NA) | (D) | (D) | (D) | (D) | (D) | (D) | (NA) |
| Women's shoe stores..... | (NA) | 11 | (NA) | 1,069 | 130 | 2,636 | 2,482 | 46 | 36 | (NA) |
| Children's, juveniles' shoe stores..... | (NA) | 2 | (NA) | (D) | (D) | (D) | (D) | (D) | (D) | (NA) |
| Family shoe stores..... | (NA) | 31 | (NA) | 3,766 | 594 | 10,230 | 8,969 | 182 | 134 | (NA) |
| Men's, boys' clothing and furnishings stores..... | (NA) | 54 | (NA) | 6,116 | 931 | 15,538 | 15,091 | 285 | 264 | (NA) |
| Men's, boys' clothing stores..... | (NA) | 31 | (NA) | 4,194 | 679 | 11,057 | 10,795 | 199 | 190 | (NA) |
| Men's, boys' furnishings stores..... | (NA) | 23 | (NA) | 1,922 | 252 | 4,481 | 4,296 | 86 | 74 | (NA) |
| Family clothing stores..... | (NA) | 23 | (NA) | 2,949 | 360 | 6,226 | 5,647 | 174 | 127 | (NA) |
| Women's clothing, specialty stores..... | 128 | 110 | 12,901 | 12,715 | 2,038 | 37,504 | 35,549 | 812 | 691 | 95 |
| Ready-to-wear stores..... | (NA) | 79 | (NA) | 11,129 | 1,873 | 34,158 | 32,484 | 720 | 620 | (NA) |
| Millinery stores..... | (NA) | 14 | (NA) | 485 | 61 | 1,325 | 1,198 | 42 | 30 | (NA) |
| Clothing, specialty stores, n.e.c..... | (NA) | 17 | (NA) | 1,101 | 104 | 2,021 | 1,867 | 50 | 41 | (NA) |
| Children's, infants' wear stores..... | 28 | 22 | 1,421 | 1,335 | 163 | 2,957 | 2,651 | 81 | 63 | 24 |
| Apparel stores, n.e.c..... | 21 | 11 | 1,115 | 1,017 | 179 | 3,555 | 3,459 | 50 | 46 | 17 |
| Furniture, Home Furnishings, Appliance Dealers | | | | | | | | | | |
| Total..... | 246 | 174 | 27,049 | 25,705 | 4,129 | 76,668 | 75,078 | 1,108 | 1,049 | 216 |
| Furniture, home furnishings stores..... | 137 | 91 | 14,584 | 13,816 | 2,437 | 41,437 | 40,304 | 614 | 567 | 117 |
| Furniture stores..... | (NA) | 54 | (NA) | 11,369 | 1,957 | 32,079 | 31,561 | 464 | 433 | (NA) |
| Floor covering stores..... | (NA) | 17 | (NA) | 1,560 | 337 | 6,282 | 6,066 | 84 | 80 | (NA) |
| Home furnishings stores, n.e.c., antique stores..... | (NA) | 20 | (NA) | 887 | 143 | 3,076 | 2,677 | 66 | 54 | (NA) |
| Household appliance, radio, TV stores..... | 107 | 83 | 12,451 | 11,889 | 1,692 | 35,231 | 34,774 | 494 | 482 | 97 |
| Household appliance stores..... | (NA) | 44 | (NA) | 6,373 | 778 | 15,999 | 15,722 | 226 | 218 | (NA) |
| Appliance, radio, TV stores..... | (NA) | 28 | (NA) | 4,600 | 814 | 16,993 | 16,813 | 227 | 223 | (NA) |
| Radio, TV stores..... | (NA) | 11 | (NA) | 916 | 100 | 2,239 | 2,235 | 41 | 41 | (NA) |
| Automotive Group | | | | | | | | | | |
| Total..... | 177 | 139 | 75,455 | 74,299 | 6,997 | 127,808 | 125,845 | 1,818 | 1,750 | 149 |
| Passenger car dealers (franchised)..... | 91 | 91 | 68,410 | 68,410 | 6,476 | 118,053 | 116,726 | 1,642 | 1,615 | 62 |
| Passenger car dealers (nonfranchised)..... | 39 | 13 | 2,619 | 1,875 | 163 | 2,580 | 2,436 | 43 | 37 | 47 |
| Tire, battery, accessory dealers..... | 33 | 27 | 2,633 | 2,695 | 310 | 6,257 | 5,855 | 104 | 83 | 28 |
| Motorcycle, aircraft, boat dealers..... | 6 | 4 | 354 | (D) | 25 | 442 | 442 | 8 | 8 | 6 |
| Household trailer dealers..... | 8 | 4 | 1,209 | (D) | 23 | 476 | 384 | 11 | 7 | 6 |
| Automotive dealers, n.e.c..... | ... | ... | ... | ... | ... | ... | ... | ... | ... | ... |
| Gasoline Service Stations | | | | | | | | | | |
| Total..... | 475 | 297 | 27,465 | 23,363 | 2,109 | 43,258 | 37,377 | 942 | 658 | 506 |
| Lumber, Bldg. Mats., Hardware, Farm Equipment Dealers | | | | | | | | | | |
| Total..... | 207 | 155 | 29,601 | 28,653 | 4,153 | 81,718 | 77,711 | 1,297 | 1,177 | 166 |
| Farm equipment dealers..... | 27 | 23 | 3,896 | 3,882 | 435 | 7,832 | 7,764 | 130 | 127 | 23 |
| Lumber, building materials dealers..... | 68 | 56 | 17,243 | 17,131 | 2,410 | 48,439 | 46,250 | 749 | 689 | 40 |
| Paint, glass, wallpaper stores..... | 18 | 10 | 1,965 | 1,855 | 444 | 7,798 | 7,654 | 102 | 96 | 11 |
| Plumbing, electrical supply stores..... | 18 | 12 | 1,089 | 975 | 265 | 5,087 | 5,073 | 78 | 77 | 14 |
| Hardware stores..... | 76 | 54 | 5,408 | 4,810 | 599 | 12,562 | 10,970 | 238 | 188 | 78 |
| Drug Stores, Proprietary Stores | | | | | | | | | | |
| Total..... | 153 | 129 | 14,003 | 13,475 | 1,834 | 35,447 | 31,081 | 950 | 674 | 129 |
| Drug stores..... | (NA) | 99 | (NA) | 11,494 | 1,675 | 32,507 | 28,666 | 822 | 599 | (NA) |
| Proprietary stores..... | (NA) | 30 | (NA) | 1,981 | 159 | 2,940 | 2,415 | 128 | 75 | (NA) |
| Other Retail Stores | | | | | | | | | | |
| Total..... | 74 | 520 | 106,753 | 101,693 | 8,757 | 143,192 | 137,776 | 2,535 | 2,262 | 703 |
| Liquor stores..... | 219 | 173 | 15,906 | 14,056 | 1,346 | 24,037 | 22,839 | 465 | 389 | 182 |
| Fuel, ice dealers..... | 97 | 59 | 29,011 | 28,643 | 3,146 | 42,432 | 41,053 | 551 | 620 | ... |
| Fuel dealers (coal, wood)..... | (NA) | 13 | (NA) | 1,691 | 255 | 4,602 | 4,381 | 93 | 83 | (NA) |
| Liquefied petroleum gas dealers..... | (NA) | 13 | (NA) | 2,309 | 585 | 11,599 | 11,564 | 155 | 153 | (NA) |
| Fuel oil dealers..... | (NA) | 33 | (NA) | 24,643 | 2,306 | 26,231 | 25,105 | 403 | 384 | (NA) |
| Ice dealers..... | (NA) | ... | (NA) | ... | ... | ... | ... | ... | ... | (NA) |
| Hay, grain, feed stores..... | 97 | 79 | 43,369 | 43,125 | 1,719 | 32,216 | 31,371 | 547 | 519 | 5 |
| Farm, garden supply stores..... | 12 | 10 | 2,253 | (D) | 270 | 4,181 | 4,019 | 59 | 52 | 8 |

Standard Notes: (D) Withheld to avoid disclosure. (NA) Not available. n.e.c. Not elsewhere classified. XXX Not applicable. (Z) Less than \$500. ... Represents zero.
¹ Group totals may include data for establishments without payroll which could not be classified by detailed kind of business.

Table 101. RETAIL TRADE: 1954 — THE STATE — Continued

Establishments, Sales, Payroll, and Personnel, by Kind of Business

| Kind of business | Establishments | | Sales | | Payroll, entire year (\$1,000) | Payroll, workweek ended nearest Nov. 15 | | Paid employees, workweek ended nearest Nov. 15 | | Proprietors (unincorporated businesses only) ¹ (Number) |
|--|--------------------------------|--------------------------|---|--|-----------------------------------|---|----------------------------|--|---------------------------|---|
| | Total ¹ (Number) | With payroll (Number) | Total, all establishments ¹ (\$1,000) | Establishments with payroll (\$1,000) | | Total (Dollars) | Full workweek (Dollars) | Total (Number) | Full workweek (Number) | |
| Other Retail Stores—Con. | | | | | | | | | | |
| Jewelry stores..... | 51 | 39 | 3,018 | 2,750 | 517 | 9,674 | 9,444 | 145 | 138 | 49 |
| Book stores..... | 5 | 1 | 701 | (D) | (D) | (D) | (D) | (D) | (D) | (D) |
| Stationery stores..... | 9 | 7 | 1,019 | (D) | 377 | 5,011 | 4,919 | 28 | 28 | 5 |
| Sporting goods stores..... | 15 | 9 | 992 | 902 | 145 | 2,271 | 2,220 | 35 | 32 | 15 |
| Bicycle stores..... | ... | ... | ... | ... | ... | ... | ... | ... | ... | ... |
| Florists..... | 37 | 19 | 1,232 | 1,024 | 207 | 4,145 | 3,890 | 192 | 182 | 46 |
| Cigar stores, stands..... | 22 | 10 | 1,122 | 880 | 63 | 1,156 | 1,077 | 40 | 34 | 20 |
| News dealers, newsstands..... | 28 | 18 | 1,299 | 1,057 | 83 | 1,483 | 1,094 | 79 | 33 | 29 |
| Gift, novelty, souvenir stores..... | 28 | 18 | 762 | 613 | 75 | 1,556 | 1,411 | 42 | 35 | 30 |
| Music stores..... | 9 | 5 | 692 | (D) | 108 | 1,811 | 1,683 | 27 | 24 | 7 |
| Camera, photographic supply stores..... | 8 | 8 | 701 | 701 | 80 | 1,538 | 1,490 | 24 | 21 | 6 |
| Luggage, leather goods stores..... | 1 | 1 | (D) | (D) | (D) | (D) | (D) | (D) | (D) | (D) |
| Optical goods stores..... | 6 | 4 | 414 | (D) | 141 | 2,170 | 2,170 | 30 | 30 | 6 |
| Office, store machine and equipment dealers..... | 3 | 3 | 114 | 114 | 26 | 496 | 485 | 9 | 7 | 3 |
| Retail stores (except second-hand) n.e.c..... | 33 | 33 | 1,840 | 1,840 | 256 | 5,479 | 5,123 | 124 | 97 | 24 |
| Second-hand stores..... | 32 | 14 | 824 | 634 | 131 | 2,230 | 2,182 | 41 | 37 | 29 |
| Nonstore Retailers | | | | | | | | | | |
| Total..... | 199 | 117 | 9,993 | 8,725 | 2,066 | 38,780 | 38,416 | 519 | 498 | 174 |
| Mail order houses..... | 7 | 3 | (D) | (D) | (D) | (D) | (D) | (D) | (D) | (D) |
| Direct selling (house-to-house) organizations..... | 172 | 34 | 7,606 | 6,356 | 1,732 | 32,294 | 32,190 | 414 | 409 | 163 |
| Merchandise vending machine operators..... | 10 | 10 | (D) | (D) | (D) | (D) | (D) | (D) | (D) | (D) |

Standard Notes: (D) Withheld to avoid disclosure. (NA) Not available. n.e.c. Not elsewhere classified. XXX Not applicable. (Z) Less than \$500. ... Represents zero.
¹Group totals may include data for establishments without payroll which could not be classified by detailed kind of business.

Table 101A. RETAIL TRADE: 1954 AND 1948¹ — THE STATE

Establishments and Sales by Kind of Business

| Kind of business | 1954 | | | | 1948 ¹ | | | |
|---|--------------------------------|--------------------------|---|--|-------------------|--------------------------|--|--|
| | Establishments | | Sales | | Establishments | | Sales | |
| | Total ² (Number) | With payroll (Number) | Total, all establishments ² (\$1,000) | Establishments with payroll (\$1,000) | Total (Number) | With payroll (Number) | Total, all establishments (\$1,000) | Establishments with payroll (\$1,000) |
| Retail trade, total..... | 4,307 | 2,739 | 492,899 | 461,595 | 4,106 | 2,718 | 375,567 | 348,557 |
| Food stores, total..... | 893 | 405 | 94,787 | 83,041 | 1,111 | 512 | 65,496 | 53,947 |
| Grocery stores..... | 657 | 293 | 83,719 | 73,913 | 859 | 387 | 55,461 | 45,665 |
| Other food stores..... | 232 | 112 | 11,020 | 9,128 | 252 | 125 | 10,035 | 8,282 |
| Eating, drinking places, total..... | 685 | 501 | 28,863 | 26,113 | 703 | 511 | 19,998 | 17,815 |
| Eating places..... | 469 | 319 | 20,105 | 18,257 | 492 | 331 | 13,208 | 11,561 |
| Drinking places..... | 214 | 182 | 8,708 | 7,856 | 211 | 180 | 6,790 | 6,254 |
| General merchandise group..... | 173 | 101 | 48,193 | 46,875 | 153 | 88 | 20,423 | 19,431 |
| Apparel, accessories stores, total..... | 335 | 271 | 30,737 | 29,653 | 286 | 216 | 27,785 | 26,721 |
| Shoe stores..... | 61 | 51 | 5,803 | 5,521 | 40 | 30 | 3,245 | 3,074 |
| Other apparel stores..... | 266 | 220 | 24,790 | 24,132 | 246 | 186 | 24,540 | 23,647 |
| Furniture, home furnishings, appliance dealers..... | 246 | 174 | 27,049 | 25,705 | 214 | 172 | 22,042 | 21,534 |
| Automotive group..... | 177 | 139 | 75,455 | 74,299 | 185 | 161 | 58,845 | 57,912 |
| Gasoline service stations..... | 475 | 297 | 27,465 | 23,363 | 412 | 251 | 16,348 | 13,489 |
| Lumber, bldg. mats., hardware, farm equip. dealers, total..... | 207 | 155 | 29,601 | 28,653 | 209 | 171 | 27,914 | 27,077 |
| Farm equipment dealers..... | 27 | 23 | 3,896 | 3,882 | 27 | 23 | 3,255 | 3,079 |
| Lumber, bldg. mats., supplies, equipment, hardware dealers..... | 180 | 132 | 25,705 | 24,771 | 182 | 148 | 24,659 | 23,998 |
| Drug stores, proprietary stores, total..... | 153 | 129 | 14,003 | 13,475 | 132 | 116 | 8,751 | 8,485 |
| Drug stores..... | (NA) | 99 | (NA) | 11,494 | 95 | 87 | 7,540 | 7,388 |
| Proprietary stores..... | (NA) | 30 | (NA) | 1,981 | 37 | 29 | 1,211 | 1,097 |
| Other retail stores, total..... | 774 | 520 | 106,753 | 101,693 | 676 | 498 | 96,760 | 91,049 |
| Liquor stores..... | 219 | 173 | 15,906 | 14,056 | 177 | 130 | 11,139 | 9,293 |
| Fuel, ice dealers..... | 87 | 59 | 29,011 | 28,643 | 57 | 47 | 16,910 | 16,613 |
| Feed, farm, garden supply stores..... | 109 | 99 | 45,622 | (D) | 148 | 131 | 55,437 | 53,642 |
| Jewelry stores..... | 51 | 39 | 3,018 | 2,750 | 43 | 32 | 2,854 | 2,617 |
| Other retail stores..... | 236 | 150 | 12,172 | (D) | 251 | 158 | 10,420 | 8,884 |
| Nonstore retailers..... | 189 | 47 | 9,993 | 8,725 | 25 | 22 | 11,205 | 11,097 |

Standard Notes: (D) Withheld to avoid disclosure. (NA) Not available. ... Represents zero.
¹Data in this table differ from those which appeared in the publications of the 1948 Census of Retail Trade. For a description of the adjustments see Comparison of 1948 and 1954 Censuses in the Introduction.
²Group totals may include data for establishments without payroll which could not be classified by detailed kind of business.

RETAIL TRADE—AREA STATISTICS

Table 102. RETAIL TRADE: 1954 — COUNTIES;
Total Retail — Establishments, Sales, Payroll, and Personnel;

| Line No. | County and city | Total | | | | | | | Kind-of-business group | | | | |
|----------|-----------------------------------|-------------------|-----------------------------|--|--|--------------------------------------|--|------------------------------|--|--------------------------------------|--------------------|--------------------------------------|--------------------|
| | | Establishments | | Sales | | Payroll, entire year (\$1,000) | Paid employees, workweek ended nearest Nov. 15 | | Proprietors (unincorporated businesses only) (Number) | Food stores | | Eating, drinking places | |
| | | Total (Number) | With payroll (Number) | Total, all establish- ments (\$1,000) | Establish- ments with payroll (\$1,000) | | Total (Number) | Full workweek (Number) | | Estab- lish- ments (Number) | Sales (\$1,000) | Estab- lish- ments (Number) | Sales (\$1,000) |
| 1 | Delaware, total..... | 4,307 | 2,739 | 492,899 | 461,595 | 52,720 | 19,670 | 16,390 | 4,016 | 893 | 94,787 | 685 | 28,863 |
| 2 | Kent County..... | 622 | 378 | 67,450 | 63,216 | 6,002 | 2,420 | 2,005 | 605 | 114 | 9,791 | 75 | 2,988 |
| 3 | Dover..... | 184 | 124 | 28,215 | 27,151 | 2,789 | 1,077 | 911 | 173 | 23 | 4,174 | 19 | 1,150 |
| 4 | Milford (part) ¹ | 68 | 56 | 9,219 | 8,981 | 864 | 319 | 280 | 61 | 8 | 407 | 9 | 200 |
| 5 | Remainder of County..... | 370 | 198 | 30,016 | 27,084 | 2,329 | 1,024 | 814 | 371 | 83 | 5,210 | 47 | 1,638 |
| 6 | New Castle County..... | 2,648 | 1,742 | 329,441 | 310,161 | 39,914 | 14,537 | 12,091 | 2,384 | 585 | 69,334 | 479 | 21,705 |
| 7 | Elsmere..... | 35 | 23 | 5,524 | 5,296 | 468 | 202 | 133 | 30 | 14 | 3,672 | 3 | 154 |
| 8 | Newark..... | 116 | 78 | 15,266 | 14,288 | 1,457 | 639 | 492 | 106 | 18 | 3,666 | 15 | 1,117 |
| 9 | New Castle..... | 110 | 68 | 9,935 | 8,705 | 1,134 | 440 | 344 | 103 | 23 | 1,546 | 32 | 1,600 |
| 10 | Wilmington..... | 1,847 | 1,241 | 237,828 | 225,280 | 30,871 | 10,807 | 9,079 | 1,649 | 414 | 42,716 | 348 | 13,536 |
| 11 | Remainder of County..... | 540 | 332 | 60,888 | 56,592 | 5,984 | 2,449 | 2,043 | 496 | 116 | 17,734 | 81 | 5,298 |
| 12 | Sussex County..... | 1,037 | 619 | 96,008 | 88,218 | 6,804 | 2,713 | 2,294 | 1,027 | 194 | 15,662 | 131 | 4,170 |
| 13 | Laurel..... | 93 | 59 | 8,198 | 7,534 | 481 | 232 | 182 | 86 | 21 | 1,390 | 8 | 283 |
| 14 | Lewes..... | 46 | 38 | 4,607 | 4,473 | 373 | 155 | 139 | 41 | 7 | 1,033 | 12 | 485 |
| 15 | Milford (part) ¹ | 74 | 44 | 7,498 | 6,888 | 597 | 244 | 193 | 73 | 13 | 2,633 | 9 | 199 |
| 16 | Seaford..... | 125 | 77 | 10,907 | 10,077 | 917 | 385 | 334 | 110 | 22 | 2,343 | 10 | 407 |
| 17 | Remainder of County..... | 699 | 401 | 64,798 | 59,246 | 4,436 | 1,697 | 1,446 | 717 | 131 | 8,263 | 92 | 2,796 |

Standard Notes: (D) Withheld to avoid disclosure. (NA) Not available. XXX Not applicable. (Z) Less than \$500. ... Represents zero.

¹Milford is in Kent and Sussex Counties.

CITIES OF 2,500 INHABITANTS OR MORE

Kind-of-Business Group — Establishments and Sales

| Kind-of-business group—Continued | | | | | | | | | | | | | | | | | | Line No. |
|----------------------------------|-----------------|-----------------------------|-----------------|--|-----------------|----------------------|-----------------|---------------------------|-----------------|--|-----------------|---------------------------------|-----------------|-------------------------|-----------------|-------------------------|-----------------|----------|
| General merchandise group | | Apparel, accessories stores | | Furniture, home furnishings, appliance dealers | | Automotive group | | Gasoline service stations | | Lumber, bldg. matls., hardware, farm equipment dealers | | Drug stores, proprietary stores | | Other retail stores | | Nonstore retailers | | |
| Establishments (Number) | Sales (\$1,000) | Establishments (Number) | Sales (\$1,000) | Establishments (Number) | Sales (\$1,000) | Establishments (No.) | Sales (\$1,000) | Establishments (Number) | Sales (\$1,000) | Establishments (Number) | Sales (\$1,000) | Establishments (No.) | Sales (\$1,000) | Establishments (Number) | Sales (\$1,000) | Establishments (Number) | Sales (\$1,000) | |
| 173 | 48,193 | 335 | 30,737 | 246 | 27,049 | 177 | 75,455 | 475 | 27,465 | 207 | 29,601 | 153 | 14,003 | 774 | 106,753 | 189 | 9,993 | 1 |
| 42 | 6,169 | 36 | 2,021 | 44 | 3,072 | 47 | 14,651 | 75 | 3,222 | 42 | 4,919 | 16 | 1,438 | 101 | 17,316 | 30 | 1,863 | 2 |
| 12 | 4,422 | 17 | 1,364 | 15 | 1,252 | 19 | 6,828 | 21 | 1,033 | 11 | 1,626 | 5 | (D) | 36 | 5,465 | 6 | (D) | 3 |
| 7 | 933 | 9 | 374 | 7 | 847 | 8 | 4,921 | 4 | 164 | 4 | 641 | 3 | (D) | 8 | 264 | 1 | (D) | 4 |
| 23 | 814 | 10 | 283 | 22 | 993 | 20 | 2,902 | 50 | 2,025 | 27 | 2,652 | 8 | 555 | 57 | 11,587 | 23 | 1,357 | 5 |
| 75 | 40,128 | 230 | 25,143 | 138 | 20,012 | 80 | 44,640 | 251 | 18,935 | 105 | 17,819 | 106 | 10,481 | 466 | 53,919 | 133 | 7,325 | 6 |
| 1 | (D) | 3 | 184 | *** | *** | *** | *** | 8 | 938 | 3 | (D) | 2 | (D) | 1 | (D) | *** | *** | 7 |
| 7 | 639 | 13 | 714 | 11 | 647 | 6 | 3,609 | 15 | 982 | 4 | 1,175 | 4 | 600 | 16 | 2,019 | 7 | 98 | 8 |
| 1 | (D) | 4 | (D) | 7 | 306 | 4 | 1,892 | 16 | 1,552 | 11 | (D) | 2 | (D) | 14 | 724 | 3 | 65 | 9 |
| 49 | 30,593 | 193 | 23,142 | 103 | 18,183 | 55 | 35,108 | 114 | 8,880 | 58 | 8,462 | 77 | 7,522 | 353 | 43,174 | 83 | 6,512 | 10 |
| 17 | (D) | 17 | (D) | 17 | 876 | 15 | 4,031 | 98 | 6,583 | 36 | 6,108 | 21 | 2,187 | 82 | (D) | 40 | 650 | 11 |
| 56 | 1,896 | 69 | 3,573 | 64 | 3,965 | 50 | 16,164 | 149 | 5,308 | 60 | 6,863 | 31 | 2,084 | 207 | 35,518 | 26 | 805 | 12 |
| 3 | 189 | 12 | 523 | 5 | (D) | 6 | 1,328 | 7 | 363 | 5 | 914 | 5 | 321 | 20 | 2,585 | 1 | (D) | 13 |
| 2 | (D) | 2 | (D) | 2 | (D) | 4 | (D) | 4 | 209 | 3 | (D) | 2 | (D) | 8 | 1,090 | *** | *** | 14 |
| 5 | (D) | 6 | (D) | 6 | 482 | 4 | (D) | 13 | 405 | 2 | (D) | 2 | (D) | 12 | 1,397 | 5 | 332 | 15 |
| 2 | 81 | 11 | 455 | 16 | 778 | 7 | 2,388 | 12 | 497 | 6 | 646 | 4 | 425 | 27 | 2,840 | 5 | 47 | 16 |
| 44 | 1,452 | 38 | (D) | 35 | 2,456 | 29 | 10,392 | 113 | 3,834 | 44 | 4,448 | 18 | 892 | 140 | 27,606 | 15 | (D) | 17 |

RETAIL TRADE—AREA STATISTICS

Table 102A. RETAIL TRADE: 1948¹— COUNTIES, CITIES OF 2,500 INHABITANTS OR MORE

Establishments and Sales

| County and city | Establishments, 1948 (Number) | Sales, 1948 (\$1,000) | County and city | Establishments, 1948 (Number) | Sales, 1948 (\$1,000) | County and city | Establishments, 1948 (Number) | Sales, 1948 (\$1,000) |
|-----------------------------------|-------------------------------|-----------------------|--------------------------|-------------------------------|-----------------------|-----------------------------------|-------------------------------|-----------------------|
| Delaware, total..... | 4,106 | 375,567 | New Castle County..... | 2,524 | 232,354 | Sussex County..... | 1,033 | 95,641 |
| Kent County..... | 549 | 47,572 | Elsmere..... | 23 | 1,290 | Laurel..... | 76 | 7,656 |
| Dover..... | 143 | 15,224 | Newark..... | 87 | 8,143 | Lewes..... | 48 | 2,781 |
| Milford (part) ² | 64 | 6,066 | New Castle..... | 56 | 3,401 | Milford (part) ² | 57 | 6,377 |
| Remainder of County..... | 342 | 26,342 | Wilmington..... | 1,809 | 184,919 | Seaford..... | 97 | 7,740 |
| | | | Remainder of County..... | 549 | 34,601 | Remainder of County..... | 755 | 71,087 |

Standard Notes: (D) Withheld to avoid disclosure. (NA) Not available.
¹Data in this table differ from those which appeared in the publications of the 1948 Census of Retail Trade. For a description of the adjustments see Comparison of 1948 and 1954 Censuses in the Introduction. ²Milford is in Kent and Sussex Counties.

RETAIL TRADE—AREA STATISTICS

Table 103. RETAIL TRADE: 1954 — STANDARD METROPOLITAN AREAS

Establishments, Sales, Payroll, and Personnel, by Kind of Business

| Standard metropolitan area and kind of business | Establishments | | Sales | | Payroll, entire year (\$1,000) | Payroll, workweek ended nearest Nov. 15 | | Paid employees, workweek ended nearest Nov. 15 | | Proprietors (un- incorporated businesses only) ¹ (Number) |
|--|--------------------------------|-----------------------------|---|--|---|--|-------------------------------|--|------------------------------|--|
| | Total ¹ (Number) | With payroll (Number) | Total, all establish- ments ¹ (\$1,000) | Establish- ments with payroll (\$1,000) | | Total (Dollars) | Full workweek (Dollars) | Total (Number) | Full workweek (Number) | |
| WILMINGTON STANDARD METROPOLITAN AREA—Consists of New Castle County, Del.; and Salem County, N. J. | | | | | | | | | | |
| Retail trade, total..... | 3,262 | 2,134 | 382,449 | 358,563 | 44,286 | 824,565 | 767,493 | 16,327 | 13,572 | 3,009 |
| Food Stores | | | | | | | | | | |
| Total..... | 717 | 341 | 81,822 | 72,634 | 6,056 | 120,955 | 106,643 | 2,387 | 1,800 | 714 |
| Grocery stores..... | 488 | 228 | 70,747 | 63,563 | 4,908 | 98,803 | 86,097 | 1,851 | 1,361 | 479 |
| Meat markets..... | 28 | 22 | 3,552 | (D) | (D) | (D) | (D) | (D) | (D) | (D) |
| Fish (seafood) markets..... | 16 | 8 | 877 | 703 | 76 | 1,432 | 1,432 | 26 | 26 | 15 |
| Fruit stores, vegetable markets..... | 30 | 8 | 1,158 | (D) | (D) | (D) | (D) | (D) | (D) | (D) |
| Candy, nut, confectionery stores..... | 62 | 14 | (D) | (D) | (D) | (D) | (D) | (D) | (D) | (D) |
| Bakery products stores..... | 39 | 29 | (D) | 1,283 | 287 | 6,156 | 5,464 | 147 | (D) | (D) |
| Bakeries, with baking on premises..... | (NA) | 26 | (NA) | (D) | (D) | (D) | (D) | (D) | (D) | (NA) |
| Bakeries, without baking on premises..... | (NA) | 3 | (NA) | (D) | (D) | (D) | (D) | (D) | (D) | (NA) |
| Delicatessen stores..... | 21 | 17 | 1,132 | 1,066 | 101 | 2,102 | 1,791 | 59 | 40 | 21 |
| Food stores, n.e.c..... | 31 | 15 | 1,438 | 1,224 | 113 | 2,449 | 2,355 | 55 | 47 | 29 |
| Eating, Drinking Places | | | | | | | | | | |
| Total..... | 574 | 428 | 25,178 | 22,892 | 4,730 | 90,796 | 85,814 | 2,653 | 2,292 | 577 |
| Eating places (except refreshment stands)..... | 301 | 219 | 15,619 | 14,359 | 3,517 | 66,253 | 63,814 | 1,915 | 1,735 | 305 |
| Restaurants, cafeterias..... | (NA) | 214 | (NA) | 13,871 | 3,401 | 63,406 | 60,999 | 1,857 | 1,679 | (NA) |
| Caterers..... | (NA) | 2 | (NA) | (D) | (D) | (D) | (D) | (D) | (D) | (NA) |
| In-plant food contractors..... | (NA) | 3 | (NA) | (D) | (D) | (D) | (D) | (D) | (D) | (NA) |
| Refreshment stands..... | 71 | 35 | 1,662 | 1,364 | 195 | 4,178 | 3,777 | 134 | 105 | 71 |
| Drinking places..... | 200 | 174 | 7,647 | 7,169 | 1,018 | 20,365 | 18,223 | 604 | 452 | 197 |
| General Merchandise Group | | | | | | | | | | |
| Total..... | 100 | 66 | 41,871 | 41,183 | 5,610 | 115,883 | 102,293 | 2,762 | 2,116 | 63 |
| Department stores..... | 7 | 7 | (D) | (D) | (D) | (D) | (D) | (D) | (D) | (D) |
| Dry goods, general merchandise stores..... | 42 | 26 | 2,639 | 2,413 | 334 | 5,805 | 5,366 | 137 | 117 | 32 |
| General stores..... | 18 | 2 | (D) | (D) | (D) | (D) | (D) | (D) | (D) | (D) |
| Variety stores..... | 33 | 31 | 6,762 | (D) | 1,248 | 25,545 | 21,113 | 806 | 530 | 13 |
| Apparel, Accessories Stores | | | | | | | | | | |
| Total..... | 275 | 227 | 27,317 | 26,423 | 4,131 | 74,176 | 69,522 | 1,517 | 1,272 | 204 |
| Shoe stores..... | 48 | 44 | 5,248 | 5,194 | 776 | 13,498 | 12,007 | 235 | 176 | 24 |
| Men's shoe stores..... | (NA) | 7 | (NA) | (D) | (D) | (D) | (D) | (D) | (D) | (NA) |
| Women's shoe stores..... | (NA) | 11 | (NA) | 1,069 | 130 | 2,636 | 2,482 | 46 | 36 | (NA) |
| Children's, juveniles' shoe stores..... | (NA) | 2 | (NA) | (D) | (D) | (D) | (D) | (D) | (D) | (NA) |
| Family shoe stores..... | (NA) | 24 | (NA) | 3,439 | 572 | 9,759 | 8,483 | 172 | 124 | (NA) |
| Men's, boys' clothing and furnishings stores..... | (NA) | 41 | (NA) | 5,091 | 817 | 12,998 | 12,705 | 234 | 219 | (NA) |
| Men's, boys' clothing stores..... | (NA) | 23 | (NA) | 3,380 | 585 | 8,773 | 8,649 | 159 | 153 | (NA) |
| Men's, boys' furnishings stores..... | (NA) | 18 | (NA) | 1,711 | 232 | 4,225 | 4,056 | 75 | 66 | (NA) |
| Family clothing stores..... | (NA) | 19 | (NA) | 2,511 | 316 | 5,433 | 4,946 | 145 | 109 | (NA) |
| Women's clothing, specialty stores..... | 99 | 99 | 11,366 | 11,234 | 1,879 | 35,714 | 33,710 | 771 | 657 | 69 |
| Ready-to-wear stores..... | (NA) | 63 | (NA) | 9,770 | 1,724 | 32,561 | 30,818 | 686 | 591 | (NA) |
| Millinery stores..... | (NA) | 11 | (NA) | (D) | (D) | (D) | (D) | (D) | (D) | (NA) |
| Clothing, specialty stores, n.e.c..... | (NA) | 15 | (NA) | (D) | (D) | (D) | (D) | (D) | (D) | (NA) |
| Children's, infants' wear stores..... | 29 | 23 | (D) | (D) | (D) | (D) | (D) | (D) | (D) | (D) |
| Apparel stores, n.e.c..... | 17 | 11 | (D) | (D) | (D) | (D) | (D) | (D) | (D) | (D) |
| Furniture, Home Furnishings, Appliance Dealers | | | | | | | | | | |
| Total..... | 173 | 127 | 23,565 | 22,697 | 3,579 | 65,672 | 64,276 | 911 | 887 | 143 |
| Furniture, home furnishings stores..... | 101 | 73 | 13,246 | 12,778 | 2,271 | 38,699 | 37,785 | 574 | 534 | 89 |
| Furniture stores..... | (NA) | 45 | (NA) | 10,508 | 1,812 | 29,681 | 29,208 | 431 | 405 | (NA) |
| Floor covering stores..... | (NA) | 13 | (NA) | 1,492 | 328 | 6,188 | 5,972 | 82 | 78 | (NA) |
| Home furnishings stores, n.e.c., antique stores..... | (NA) | 15 | (NA) | 778 | 131 | 2,830 | 2,605 | 61 | 51 | (NA) |
| Household appliance, radio, TV stores..... | 70 | 54 | 10,305 | 9,919 | 1,308 | 26,973 | 26,493 | 367 | 353 | 52 |
| Household appliance stores..... | (NA) | 25 | (NA) | 4,769 | 543 | 11,079 | 10,878 | 151 | 145 | (NA) |
| Appliance, radio, TV stores..... | (NA) | 26 | (NA) | (D) | (D) | (D) | (D) | (D) | (D) | (NA) |
| Radio, TV stores..... | (NA) | 3 | (NA) | (D) | (D) | (D) | (D) | (D) | (D) | (NA) |
| Automotive Group | | | | | | | | | | |
| Total..... | 125 | 97 | 54,290 | 53,386 | 5,432 | 95,092 | 94,263 | 1,297 | 1,263 | 114 |
| Passenger car dealers (franchised)..... | 58 | 58 | 48,459 | 48,459 | 4,971 | 86,328 | 85,977 | 1,161 | 1,149 | 50 |
| Passenger car dealers (nonfranchised)..... | 30 | 12 | 2,462 | (D) | (D) | (D) | (D) | (D) | (D) | (D) |
| Tire, battery, accessory dealers..... | 23 | 19 | 2,81 | 2,023 | 249 | 5,081 | 4,839 | 75 | 63 | 16 |
| Motorcycle, aircraft, boat dealers..... | 7 | 5 | (D) | (D) | (D) | (D) | (D) | (D) | (D) | (D) |
| Household trailer dealers..... | 7 | 3 | (D) | (D) | (D) | (D) | (D) | (D) | (D) | (D) |
| Automotive dealers, n.e.c..... | ••• | ••• | ••• | ••• | ••• | ••• | ••• | ••• | ••• | ••• |
| Gasoline Service Stations | | | | | | | | | | |
| Total..... | 311 | 231 | 22,291 | 20,361 | 1,976 | 39,906 | 34,196 | 831 | 573 | 324 |
| Lumber, Bldg. Mats., Hardware, Farm Equipment Dealers | | | | | | | | | | |
| Total..... | 152 | 114 | 22,001 | 21,165 | 3,038 | 59,042 | 56,341 | 882 | 801 | 117 |
| Farm equipment dealers..... | 20 | 18 | 2,751 | (D) | 301 | 5,222 | 5,180 | 87 | 85 | 16 |
| Lumber, building materials dealers..... | 48 | 38 | 12,933 | 12,795 | 1,768 | 34,340 | 32,704 | 499 | 457 | 27 |
| Paint, glass, wallpaper stores..... | 17 | 13 | (NA) | 1,975 | (D) | (D) | (D) | (D) | (D) | (D) |
| Plumbing, electrical supply stores..... | 11 | 11 | (D) | (D) | (D) | (D) | (D) | (D) | (D) | (D) |
| Hardware stores..... | 56 | 34 | 3,219 | 2,641 | 280 | 6,756 | 5,887 | 127 | 97 | 54 |
| Drug Stores, Proprietary Stores | | | | | | | | | | |
| Total..... | 120 | 100 | 11,611 | 11,161 | 1,633 | 31,848 | 27,972 | 811 | 587 | 105 |
| Drug stores..... | (NA) | 98 | (NA) | 10,742 | 1,591 | 31,187 | 27,447 | 789 | 575 | (NA) |
| Proprietary stores..... | (NA) | 12 | (NA) | 419 | 42 | 661 | 525 | 22 | 12 | (NA) |
| Other Retail Stores | | | | | | | | | | |
| Total..... | 564 | 364 | 64,509 | 59,955 | 6,427 | 100,118 | 95,366 | 1,824 | 1,577 | 506 |
| Liquor stores..... | 171 | 129 | 12,727 | 10,879 | 1,027 | 18,881 | 17,891 | 366 | 298 | 151 |
| Fuel, ice dealers..... | 58 | 40 | 24,962 | 24,738 | 2,513 | 30,498 | 29,115 | 464 | 435 | 48 |
| Fuel dealers (coal, wood)..... | (NA) | 11 | (NA) | (D) | (D) | (D) | (D) | (D) | (D) | (NA) |
| Liquefied petroleum gas dealers..... | (NA) | 5 | (NA) | (D) | (D) | (D) | (D) | (D) | (D) | (NA) |
| Fuel oil dealers..... | (NA) | 24 | (NA) | 23,308 | 2,223 | 24,714 | 23,552 | 374 | 355 | (NA) |
| Ice dealers..... | (NA) | ••• | (NA) | (D) | (D) | (D) | (D) | (D) | (D) | (NA) |
| Hay, grain, feed stores..... | 34 | 26 | 11,038 | 10,822 | 573 | 10,228 | 9,753 | 160 | 166 | 25 |
| Farm, garden supply stores..... | 9 | 7 | 1,207 | (D) | 179 | 2,546 | 2,384 | 44 | 37 | 4 |

Standard Notes: (D) Withheld to avoid disclosure. (NA) Not available. n.e.c. Not elsewhere classified. XXX Not applicable. (Z) Less than \$500. ... Represents zero.

¹ Group totals may include data for establishments without payroll which could not be classified by detailed kind of business.

Table 103. RETAIL TRADE: 1954 — STANDARD METROPOLITAN AREAS — Continued

Establishments, Sales, Payroll, and Personnel, by Kind of Business

| Standard metropolitan area and kind of business | Establishments | | Sales | | Payroll, entire year (\$1,000) | Payroll, workweek ended nearest Nov. 15 | | Paid employees, workweek ended nearest Nov. 15 | | Proprietors (unincorporated businesses only) ¹ (Number) |
|--|-----------------------------|-----------------------|--|---------------------------------------|--------------------------------|---|-------------------------|--|------------------------|--|
| | Total ¹ (Number) | With payroll (Number) | Total, all establishments ¹ (\$1,000) | Establishments with payroll (\$1,000) | | Total (Dollars) | Full workweek (Dollars) | Total (Number) | Full workweek (Number) | |
| WILMINGTON STANDARD METROPOLITAN AREA—Con. | | | | | | | | | | |
| Other Retail Stores—Con. | | | | | | | | | | |
| Jewelry stores..... | 39 | 28 | 2,741 | 2,515 | 488 | 9,191 | 8,906 | 137 | 128 | 35 |
| Book stores..... | 7 | 1 | (D) | (D) | (D) | (D) | (D) | (D) | (D) | (D) |
| Stationery stores..... | 9 | 7 | 1,852 | (D) | 373 | 4,923 | 4,831 | 58 | 84 | 7 |
| Sporting goods stores..... | 11 | 7 | 783 | (D) | (D) | (D) | (D) | (D) | (D) | (D) |
| Bicycle stores..... | 2 | ... | (D) | ... | ... | ... | ... | ... | ... | (D) |
| Florists..... | 36 | 21 | (D) | (D) | (D) | (D) | (D) | (D) | (D) | (D) |
| Cigar stores, stands..... | 20 | 10 | (D) | 880 | 63 | 1,156 | 1,077 | 40 | 34 | (D) |
| News dealers, newsstands..... | 10 | 13 | 1,042 | 912 | 88 | 1,673 | 1,257 | 91 | 39 | 19 |
| Gift, novelty, souvenir stores..... | 26 | 16 | (D) | (D) | (D) | (D) | (D) | (D) | (D) | (D) |
| Music stores..... | 7 | 5 | (D) | (D) | (D) | (D) | (D) | (D) | (D) | (D) |
| Camera, photographic supply stores..... | 8 | 8 | 692 | 692 | 80 | 1,523 | 1,475 | 24 | 21 | 6 |
| Luggage, leather goods stores..... | 1 | 1 | (D) | (D) | (D) | (D) | (D) | (D) | (D) | (D) |
| Optical goods stores..... | 6 | 4 | 414 | (D) | 141 | 2,170 | 2,170 | 30 | 30 | 6 |
| Office, store machine and equipment dealers..... | 3 | 5 | 114 | 114 | 26 | 496 | 485 | 8 | 7 | 3 |
| Retail stores (except second-hand) n.e.c..... | 27 | 27 | 1,271 | 1,271 | 215 | 4,717 | 4,466 | 102 | 82 | 17 |
| Second-hand stores..... | 19 | 11 | 536 | 450 | 93 | 1,762 | 1,714 | 32 | 28 | 16 |
| Nonstore Retailers | | | | | | | | | | |
| Total..... | 151 | 39 | 7,994 | 6,706 | 1,674 | 31,077 | 30,811 | 422 | 404 | 142 |
| Mail order houses..... | 7 | 3 | (D) | (D) | (D) | (D) | (D) | (D) | (D) | (D) |
| Direct selling (house-to-house) organizations..... | 137 | 29 | 5,781 | 4,709 | 1,381 | 25,363 | 25,356 | 327 | 325 | 130 |
| Merchandise vending machine operators..... | 7 | 7 | (D) | (D) | (D) | (D) | (D) | (D) | (D) | (D) |

Standard Notes: (D) Withheld to avoid disclosure. (NA) Not available. n.e.c. Not elsewhere classified. XXX Not applicable. (Z) Less than \$500. ... Represents zero.
¹ Group totals may include data for establishments without payroll which could not be classified by detailed kind of business.

Table 103A, RETAIL TRADE: 1948¹— STANDARD METROPOLITAN AREAS

Establishments and Sales, by Kind of Business

| Kind of business | Establishments, 1948 | | Sales, 1948 | |
|---|----------------------|-----------------------|-------------------------------------|---------------------------------------|
| | Total (Number) | With payroll (Number) | Total, all establishments (\$1,000) | Establishments with payroll (\$1,000) |
| WILMINGTON STANDARD METROPOLITAN AREA | | | | |
| Retail trade, total..... | 3,133 | 2,059 | 271,584 | 250,762 |
| Food stores..... | 889 | 413 | 58,059 | 48,956 |
| Eating, drinking places..... | 594 | 433 | 18,409 | 16,337 |
| General merchandise group..... | 81 | 50 | 17,728 | 17,210 |
| Apparel, accessories stores..... | 238 | 177 | 25,488 | 24,573 |
| Furniture, home furnishings, appliance dealers..... | 161 | 129 | 18,990 | 18,488 |
| Automotive group..... | 127 | 107 | 42,575 | 41,658 |
| Gasoline service stations..... | 297 | 191 | 13,922 | 11,774 |
| Lumber, building materials, hardware, farm equipment dealers..... | 148 | 120 | 18,928 | 18,345 |
| Drug stores, proprietary stores..... | 99 | 89 | 7,421 | 7,256 |
| Other retail stores..... | 476 | 329 | 45,404 | (D) |
| Nonstore retailers..... | 23 | 21 | 4,660 | (D) |

Standard Notes: (D) Withheld to avoid disclosure. (NA) Not available. ... Represents zero.
¹ Data in this table differ from those which appeared in the publications of the 1948 Census of Retail Trade. For a description of the adjustments see Comparison of 1948 and 1954 Censuses in the Introduction.

RETAIL TRADE—AREA STATISTICS

Table 104. RETAIL TRADE: 1954 — COUNTIES WITH 500 ESTABLISHMENTS OR MORE

Establishments, Sales, Payroll, and Personnel, by Kind of Business

| County and kind of business | Establishments | | Sales | | Payroll, entire year (\$1,000) | Payroll, workweek ended nearest Nov. 15 | | Paid employees, workweek ended nearest Nov. 15 | | Proprietors (unincorporated businesses only) ¹ (Number) |
|--|--------------------------------|--------------------------|---|--|-----------------------------------|---|----------------------------|--|---------------------------|---|
| | Total ¹ (Number) | With payroll (Number) | Total, all establishments ¹ (\$1,000) | Establishments with payroll (\$1,000) | | Total (Dollars) | Full workweek (Dollars) | Total (Number) | Full workweek (Number) | |
| KENT COUNTY | | | | | | | | | | |
| Retail trade, total..... | 622 | 378 | 67,450 | 63,216 | 6,002 | 121,188 | 112,214 | 2,420 | 2,005 | 605 |
| Food stores, total..... | 114 | 56 | 9,791 | 8,357 | 507 | 9,879 | 8,157 | 236 | 157 | 127 |
| Grocery stores..... | 103 | 51 | 9,428 | 8,064 | 474 | 8,806 | 7,223 | 204 | 129 | 112 |
| Meat markets, fish (seafood) markets..... | ••• | ••• | (D) | (D) | (D) | (D) | (D) | (D) | (D) | (D) |
| Fruit stores, vegetable markets..... | 3 | 1 | (D) | (D) | (D) | (D) | (D) | (D) | (D) | (D) |
| Candy, nut, confectionery stores..... | ••• | ••• | (D) | (D) | (D) | (D) | (D) | (D) | (D) | (D) |
| Other food stores..... | 8 | 4 | 191 | (D) | (D) | (D) | (D) | (D) | (D) | (D) |
| Eating, drinking places, total..... | 75 | 57 | 2,988 | 2,720 | 495 | 12,768 | 9,531 | 406 | 259 | 75 |
| Eating places..... | 57 | 43 | 2,210 | (D) | 412 | 10,199 | 7,974 | 306 | 251 | 62 |
| Drinking places..... | 18 | 14 | 778 | (D) | 83 | 2,569 | 1,557 | 100 | 38 | 13 |
| General merchandise group, total..... | 42 | 22 | 6,169 | 5,867 | 792 | 16,177 | 14,982 | 364 | 278 | 32 |
| General merchandise group (except variety)..... | 34 | 14 | 4,623 | 4,321 | 570 | 12,033 | 11,144 | 219 | 167 | 27 |
| Variety stores..... | 8 | 8 | 1,546 | 1,546 | 222 | 4,144 | 3,838 | 145 | 111 | 5 |
| Apparel, accessories stores, total..... | 36 | 30 | 2,021 | 1,875 | 198 | 4,567 | 4,282 | 98 | 81 | 31 |
| Shoe stores..... | 8 | 6 | (D) | (D) | (D) | (D) | (D) | (D) | (D) | (D) |
| Men's, boys' clothing and furnishings stores..... | 7 | 7 | 565 | 565 | 59 | 1,590 | 1,468 | 31 | 28 | 7 |
| Family clothing stores..... | ••• | ••• | ••• | ••• | ••• | ••• | ••• | ••• | ••• | ••• |
| Women's clothing, specialty stores..... | 17 | 15 | 970 | (D) | (D) | (D) | (D) | (D) | (D) | (D) |
| Ready-to-wear stores..... | (NA) | 12 | (NA) | (D) | (D) | (D) | (D) | (D) | (D) | (NA) |
| Other clothing, specialty stores..... | (NA) | 3 | (NA) | (D) | 3 | 70 | 50 | 4 | 2 | (NA) |
| Other apparel stores..... | 2 | 2 | (D) | (D) | (D) | (D) | (D) | (D) | (D) | (D) |
| Furniture, home furnishings, appliance dealers, total..... | 44 | 26 | 3,072 | 2,848 | 457 | 9,741 | 9,639 | 143 | 139 | 43 |
| Furniture, home furnishings stores, antique stores..... | 26 | 10 | 1,168 | (D) | 135 | 2,973 | 2,936 | 47 | 45 | 24 |
| Household appliance, radio, TV stores..... | 18 | 16 | 1,904 | (D) | 322 | 6,768 | 6,703 | 96 | 94 | 19 |
| Automotive group..... | 47 | 33 | 14,651 | 14,405 | 1,189 | 23,020 | 22,505 | 352 | 337 | 43 |
| Gasoline service stations..... | 75 | 41 | 3,222 | 2,600 | 206 | 4,553 | 3,944 | 111 | 81 | 82 |
| Lumber, bldg. mads., hardware, farm equip. dealers, total..... | 42 | 32 | 4,919 | 4,751 | 622 | 12,604 | 12,044 | 225 | 207 | 41 |
| Farm equipment dealers..... | 6 | 6 | 880 | 880 | 126 | 2,341 | 2,341 | 33 | 33 | 3 |
| Lumber, building materials, supplies, equipment dealers..... | 23 | 15 | 2,825 | (D) | 374 | 7,654 | 7,249 | 137 | 124 | 23 |
| Hardware stores..... | 13 | 11 | 1,214 | (D) | 122 | 2,609 | 2,454 | 55 | 50 | 15 |
| Drug stores, proprietary stores, total..... | 16 | 16 | 1,438 | 1,438 | 140 | 2,736 | 2,426 | 85 | 59 | 13 |
| Drug stores..... | 11 | 11 | 878 | 878 | 92 | 1,784 | 1,629 | 48 | 36 | 11 |
| Proprietary stores..... | 5 | 5 | 560 | 560 | 48 | 954 | 797 | 37 | 23 | 2 |
| Other retail stores, total..... | 101 | 59 | 17,316 | (D) | 1,029 | 18,098 | 17,716 | 313 | 292 | 91 |
| Liquor stores..... | 20 | 18 | 1,468 | (D) | 145 | 2,285 | 2,170 | 43 | 38 | 14 |
| Fuel, ice dealers..... | 16 | 8 | 2,609 | 2,443 | 326 | 5,642 | 5,636 | 95 | 94 | 11 |
| Feed, farm, garden supply stores..... | 18 | 16 | 11,735 | (D) | 446 | 8,055 | 7,932 | 121 | 117 | 15 |
| Jewelry stores..... | 7 | 5 | 201 | (D) | (D) | (D) | (D) | (D) | (D) | (D) |
| Book, stationery stores..... | ••• | ••• | ••• | ••• | ••• | ••• | ••• | ••• | ••• | ••• |
| Other retail stores (except second-hand)..... | 13 | 9 | 936 | 842 | 55 | 1,186 | 1,062 | 38 | 27 | 15 |
| Second-hand stores..... | 9 | 3 | 250 | (D) | (D) | (D) | (D) | (D) | (D) | (D) |
| Nonstore retailers..... | 30 | 6 | 1,863 | (D) | 367 | 7,043 | 6,988 | 87 | 85 | 27 |
| NEW CASTLE COUNTY | | | | | | | | | | |
| Retail trade, total..... | 2,648 | 1,742 | 329,441 | 310,161 | 39,914 | 741,715 | 690,586 | 14,537 | 12,091 | 2,384 |
| Food stores, total..... | 585 | 277 | 69,334 | 61,746 | 5,318 | 106,642 | 93,860 | 2,103 | 1,581 | 562 |
| Grocery stores..... | 393 | 177 | 59,314 | 53,318 | 4,265 | 86,540 | 75,315 | 1,614 | 1,163 | 387 |
| Meat markets, fish (seafood) markets..... | 38 | 28 | 4,038 | 3,804 | 348 | 6,477 | 6,277 | 130 | 115 | 40 |
| Fruit stores, vegetable markets..... | 30 | 8 | 1,158 | (D) | (D) | (D) | (D) | (D) | (D) | (D) |
| Candy, nut, confectionery stores..... | 54 | 12 | 1,424 | 832 | 237 | 3,352 | 3,387 | 109 | 99 | 51 |
| Bakery products stores..... | 31 | 23 | 1,235 | 1,093 | 246 | 5,418 | 4,735 | 128 | 91 | 31 |
| Other food stores..... | 37 | 29 | 2,127 | (D) | (D) | (D) | (D) | (D) | (D) | (D) |
| Eating, drinking places, total..... | 479 | 351 | 21,705 | 19,591 | 4,201 | 79,896 | 75,727 | 2,314 | 2,017 | 459 |
| Eating places (except refreshment stands)..... | 253 | 183 | 13,906 | 12,760 | 3,184 | 59,276 | 57,119 | 1,705 | 1,545 | 245 |
| Refreshment stands..... | 62 | 30 | 1,505 | (D) | 175 | 3,513 | 3,176 | 109 | 86 | 61 |
| Drinking places..... | 162 | 138 | 6,244 | (D) | 842 | 17,107 | 15,432 | 500 | 386 | 149 |
| General merchandise group, total..... | 75 | 51 | 40,128 | 39,700 | 5,412 | 111,864 | 98,094 | 2,638 | 2,019 | 45 |
| Department stores..... | 7 | 7 | (D) | (D) | (D) | (D) | (D) | (D) | (D) | (D) |
| Dry goods, general merchandise stores..... | 32 | 20 | 1,908 | 1,770 | 264 | 4,392 | 4,145 | 104 | 94 | 24 |
| General stores..... | 11 | 1 | (D) | (D) | (D) | (D) | (D) | (D) | (D) | (D) |
| Variety stores..... | 25 | 23 | 5,961 | (D) | 1,121 | 23,109 | 18,907 | 717 | 458 | 10 |
| Apparel, accessories stores, total..... | 230 | 194 | 25,143 | 24,523 | 3,981 | 70,843 | 66,633 | 1,424 | 1,204 | 159 |
| Shoe stores..... | 43 | 39 | 4,988 | 4,934 | 745 | 12,871 | 11,494 | 217 | 167 | 21 |
| Men's, boys' clothing and furnishings stores..... | (NA) | 35 | (NA) | 4,702 | 793 | 12,534 | 12,266 | 224 | 210 | (NA) |
| Family clothing stores..... | (NA) | 17 | (NA) | (D) | (D) | (D) | (D) | (D) | (D) | (NA) |
| Women's clothing, specialty stores..... | 80 | 74 | 10,298 | 10,216 | 1,796 | 33,718 | 31,981 | 716 | 614 | 50 |
| Ready-to-wear stores..... | (NA) | 49 | (NA) | (D) | (D) | (D) | (D) | (D) | (D) | (NA) |
| Millinery stores..... | (NA) | 11 | (NA) | (D) | (D) | (D) | (D) | (D) | (D) | (NA) |
| Other clothing, specialty stores..... | (NA) | 14 | (NA) | 966 | 94 | 1,828 | 1,674 | 45 | 36 | (NA) |
| Other apparel stores..... | 41 | 29 | 2,403 | (D) | (D) | (D) | (D) | (D) | (D) | (D) |
| Furniture, home furnishings, appliance dealers, total..... | 138 | 102 | 20,012 | 19,250 | 3,223 | 59,025 | 57,843 | 818 | 773 | 105 |
| Furniture, home furnishings stores..... | 82 | 58 | 11,226 | 10,824 | 2,011 | 34,236 | 33,417 | 488 | 452 | 65 |
| Furniture stores..... | (NA) | 32 | (NA) | 8,625 | 1,560 | 25,427 | 25,049 | 349 | 327 | (NA) |
| Home furnishings stores, antique stores..... | (NA) | 26 | (NA) | 2,199 | 451 | 8,809 | 8,368 | 139 | 125 | (NA) |
| Household appliance, radio, TV stores..... | 54 | 44 | 8,772 | 8,426 | 1,212 | 24,789 | 24,426 | 330 | 321 | 38 |

Standard Notes: (D) Withheld to avoid disclosure. (NA) Not available. n.e.c. Not elsewhere classified. XXX Not applicable. (Z) Less than \$500. ... Represents zero.
¹ Group totals may include data for establishments without payroll which could not be classified by detailed kind of business.

Table 104. RETAIL TRADE: 1954 — COUNTIES WITH 200 ESTABLISHMENTS OR MORE—Continued

Establishments, Sales, Payroll, and Personnel, by Kind of Business

| County and kind of business | Establishments | | Sales | | Payroll, entire year (\$1,000) | Payroll, workweek ended nearest Nov. 15 | | Paid employees, workweek ended nearest Nov. 15 | | Proprietors (unincorporated businesses only) ¹ (Number) |
|--|--------------------------------|--------------------------|---|--|-----------------------------------|---|----------------------------|--|---------------------------|---|
| | Total ¹ (Number) | With payroll (Number) | Total, all establishments ¹ (\$1,000) | Establishments with payroll (\$1,000) | | Total (Dollars) | Full workweek (Dollars) | Total (Number) | Full workweek (Number) | |
| NEW CASTLE COUNTY—Con. | | | | | | | | | | |
| Automotive group, total..... | 80 | 62 | 44,640 | 43,898 | 4,552 | 79,562 | 79,097 | 1,059 | 1,038 | 65 |
| Passenger car dealers (franchised)..... | 31 | 31 | 39,693 | 39,693 | 4,159 | 72,231 | 72,231 | 943 | 943 | 17 |
| Passenger car dealers (nonfranchised)..... | 28 | 12 | (D) | (D) | (D) | (D) | (D) | (D) | (D) | (D) |
| Tire, battery, accessory dealers..... | 14 | 14 | 1,655 | 1,655 | 202 | 4,153 | 3,924 | 61 | 50 | 10 |
| Other automotive dealers..... | 7 | 5 | (D) | (D) | (D) | (D) | (D) | (D) | (D) | (D) |
| Gasoline service stations..... | 251 | 191 | 18,935 | 17,525 | 1,678 | 34,360 | 29,733 | 711 | 492 | 268 |
| Lumber, bldg. mtds., hardware, farm equip. dealers, total..... | 105 | 81 | 17,819 | 17,231 | 2,596 | 51,253 | 48,713 | 754 | 680 | 76 |
| Farm equipment dealers..... | 9 | 7 | 1,186 | (D) | 133 | 2,361 | 2,344 | 40 | 39 | 8 |
| Lumber, building materials dealers..... | 34 | 28 | 11,163 | 11,117 | 1,557 | 30,848 | 29,247 | 444 | 404 | 14 |
| Plumbing, paint, electrical stores..... | 19 | 17 | 2,721 | (D) | 652 | 11,937 | 11,793 | 154 | 148 | 10 |
| Hardware stores..... | 43 | 29 | 2,749 | 2,287 | 254 | 6,107 | 5,329 | 116 | 89 | 44 |
| Drug stores, proprietary stores, total..... | 106 | 88 | 10,481 | (D) | 1,506 | 29,456 | 25,809 | 733 | 528 | 91 |
| Drug stores..... | (NA) | 76 | (NA) | (D) | 1,464 | 28,797 | 25,284 | 711 | 516 | (NA) |
| Proprietary stores..... | (NA) | 12 | (NA) | 419 | 42 | 661 | 525 | 22 | 12 | (NA) |
| Other retail stores, total..... | 466 | 312 | 53,919 | (D) | 5,794 | 88,179 | 84,110 | 1,568 | 1,362 | 414 |
| Liquor stores..... | 162 | 122 | 11,919 | (D) | 984 | 18,024 | 17,191 | 340 | 285 | 140 |
| Fuel, ice dealers..... | 42 | 32 | 23,786 | 23,666 | 2,415 | 28,145 | 26,807 | 423 | 395 | 32 |
| Feed, farm, garden supply stores..... | 23 | 19 | 5,134 | (D) | 353 | 5,842 | 5,481 | 99 | 87 | 16 |
| Jewelry stores..... | 31 | 25 | 2,534 | 2,350 | 471 | 8,727 | 8,511 | 128 | 121 | 28 |
| Book, stationery stores..... | 13 | 7 | (D) | (D) | (D) | (D) | (D) | (D) | (D) | (D) |
| Sporting goods, bicycle stores..... | 9 | 7 | 727 | (D) | (D) | (D) | (D) | (D) | (D) | (D) |
| Florists..... | 29 | 15 | 1,050 | 902 | 185 | 3,776 | 3,554 | 90 | 72 | 38 |
| Cigar stores, stands..... | 20 | 10 | (D) | 880 | 63 | 1,156 | 1,077 | 40 | 34 | (D) |
| News dealers, newsstands..... | 12 | 10 | 663 | (D) | 52 | 1,036 | 687 | 58 | 18 | 14 |
| Gift, novelty, souvenir stores..... | 22 | 14 | 555 | (D) | (D) | (D) | (D) | (D) | (D) | (D) |
| Music stores..... | 6 | 4 | (D) | (D) | (D) | (D) | (D) | (D) | (D) | (D) |
| Camera, photographic supply stores..... | 7 | 7 | (D) | (D) | (D) | (D) | (D) | (D) | (D) | (D) |
| Other retail stores (except second-hand)..... | 33 | 31 | 1,741 | (D) | 391 | 7,458 | 7,222 | 140 | 121 | 23 |
| Second-hand stores..... | 17 | 9 | (D) | (D) | (D) | (D) | (D) | (D) | (D) | (D) |
| Nonstore retailers, total..... | 133 | 33 | 7,325 | 6,415 | 1,653 | 30,633 | 30,367 | 415 | 397 | 120 |
| Mail order houses..... | 7 | 3 | (D) | (D) | (D) | (D) | (D) | (D) | (D) | (D) |
| Direct selling (house-to-house) organizations..... | 120 | 24 | 5,532 | 4,640 | 1,365 | 25,009 | 25,004 | 321 | 319 | 111 |
| Merchandise vending machine operators..... | 6 | 6 | (D) | (D) | (D) | (D) | (D) | (D) | (D) | (D) |
| SUSSEX COUNTY | | | | | | | | | | |
| Retail trade, total..... | 1,037 | 619 | 96,008 | 88,218 | 6,804 | 130,836 | 122,780 | 2,713 | 2,294 | 1,027 |
| Food stores, total..... | 194 | 72 | 15,662 | 12,938 | 783 | 14,960 | 12,801 | 324 | 223 | 202 |
| Grocery stores..... | 161 | 65 | 14,977 | 12,531 | 742 | 13,985 | 11,866 | 299 | 199 | 166 |
| Meat markets, fish (seafood) markets..... | 6 | ••• | (D) | (D) | (D) | (D) | (D) | (D) | (D) | (D) |
| Fruit stores, vegetable markets..... | 11 | 1 | (D) | (D) | (D) | (D) | (D) | (D) | (D) | (D) |
| Candy, nut, confectionery stores..... | 8 | 4 | (D) | (D) | (D) | (D) | (D) | (D) | (D) | (D) |
| Other food stores..... | 6 | 2 | (D) | (D) | (D) | (D) | (D) | (D) | (D) | (D) |
| Eating, drinking places, total..... | 131 | 93 | 4,170 | 3,802 | 582 | 12,971 | 12,016 | 401 | 333 | 139 |
| Eating places..... | 97 | 63 | 2,484 | 2,200 | 401 | 8,698 | 8,069 | 296 | 251 | 112 |
| Drinking places..... | 34 | 30 | 1,686 | 1,602 | 181 | 4,273 | 3,949 | 105 | 82 | 27 |
| General merchandise group, total..... | 56 | 28 | 1,896 | 1,308 | 116 | 1,962 | 1,636 | 78 | 48 | 54 |
| General merchandise group (except variety)..... | 42 | 14 | 1,207 | 619 | 36 | 706 | 531 | 29 | 15 | 42 |
| Variety stores..... | 14 | 14 | 689 | 689 | 80 | 1,256 | 1,105 | 49 | 33 | 12 |
| Apparel, accessories stores, total..... | 69 | 47 | 3,573 | 3,255 | 290 | 4,339 | 3,975 | 125 | 92 | 68 |
| Shoe stores..... | 10 | 6 | (D) | (D) | (D) | (D) | (D) | (D) | (D) | (D) |
| Men's, boys' clothing and furnishings stores..... | (NA) | 12 | (NA) | 849 | 79 | 1,414 | 1,357 | 30 | 26 | (NA) |
| Family clothing stores..... | (NA) | 6 | (NA) | (D) | (D) | (D) | (D) | (D) | (D) | (NA) |
| Women's clothing, specialty stores..... | 31 | 21 | 1,633 | (D) | (D) | (D) | (D) | (D) | (D) | (D) |
| Ready-to-wear stores..... | (NA) | 18 | (NA) | 1,406 | 121 | 1,526 | 1,222 | 41 | 31 | (NA) |
| Other clothing, specialty stores..... | (NA) | 3 | (NA) | (D) | (D) | (D) | (D) | (D) | (D) | (NA) |
| Other apparel stores..... | 6 | 2 | 98 | (D) | (D) | (D) | (D) | (D) | (D) | (D) |
| Furniture, home furnishings, appliance dealers, total..... | 64 | 46 | 3,965 | 3,607 | 449 | 7,902 | 7,596 | 147 | 137 | 68 |
| Furniture, home furnishings stores, antique stores..... | 29 | 23 | 2,190 | (D) | 291 | 4,228 | 3,951 | 79 | 70 | 28 |
| Household appliance, radio, TV stores..... | 35 | 23 | 1,775 | (D) | 158 | 3,674 | 3,645 | 68 | 67 | 40 |
| Automotive group..... | 50 | 44 | 16,164 | 15,996 | 1,256 | 25,226 | 24,243 | 397 | 375 | 41 |
| Gasoline service stations..... | 149 | 65 | 5,308 | 3,238 | 225 | 4,345 | 3,700 | 120 | 85 | 156 |
| Lumber, bldg. mtds., hardware, farm equip. dealers, total..... | 60 | 42 | 6,863 | 6,671 | 935 | 17,361 | 16,954 | 318 | 290 | 49 |
| Farm equipment dealers..... | 12 | 10 | 1,830 | (D) | 176 | 3,130 | 3,079 | 57 | 55 | 12 |
| Lumber, building materials, supplies, equipment dealers..... | 28 | 18 | 3,588 | 3,468 | 536 | 10,885 | 10,686 | 194 | 186 | 18 |
| Hardware stores..... | 20 | 14 | 1,445 | (D) | 223 | 3,846 | 3,187 | 67 | 49 | 19 |
| Drug stores, proprietary stores, total..... | 31 | 25 | 2,084 | (D) | 188 | 3,251 | 2,846 | 152 | 87 | 25 |
| Drug stores..... | (NA) | 12 | (NA) | (D) | 119 | 1,926 | 1,753 | 63 | 47 | (NA) |
| Proprietary stores..... | (NA) | 13 | (NA) | 1,002 | 69 | 1,325 | 1,093 | 89 | 40 | (NA) |
| Other retail stores, total..... | 207 | 149 | 35,518 | 34,812 | 1,934 | 36,915 | 35,950 | 654 | 608 | 198 |
| Liquor stores..... | 37 | 33 | 2,519 | 2,427 | 217 | 3,728 | 3,478 | 82 | 66 | 28 |
| Fuel, ice dealers..... | 29 | 19 | 2,616 | 2,534 | 405 | 8,645 | 8,616 | 133 | 131 | 25 |
| Feed, farm, garden supply stores..... | 68 | 64 | 28,752 | 28,660 | 1,190 | 22,500 | 21,977 | 386 | 367 | 72 |
| Jewelry stores..... | 13 | 9 | 283 | (D) | (D) | (D) | (D) | (D) | (D) | (D) |
| Book, stationery stores..... | 1 | 1 | (D) | (D) | (D) | (D) | (D) | (D) | (D) | (D) |
| Other retail stores (except second-hand)..... | 39 | 21 | 1,114 | 878 | 79 | 1,217 | 1,060 | 37 | 28 | 39 |
| Second-hand stores..... | 6 | 2 | (D) | (D) | (D) | (D) | (D) | (D) | (D) | (D) |
| Nonstore retailers..... | 26 | 8 | 805 | (D) | 46 | 1,104 | 1,061 | 17 | 16 | 27 |

Standard Notes: (D) Withheld to avoid disclosure. (NA) Not available. n.e.c. Not elsewhere classified. XXX Not applicable. (Z) Less than \$500. ... Represents zero.
¹ Group totals may include data for establishments without payroll which could not be classified by detailed kind of business.

RETAIL TRADE—AREA STATISTICS

Table 105. RETAIL TRADE: 1954 — CITIES WITH 500 ESTABLISHMENTS OR MORE

Establishments, Sales, Payroll, and Personnel, by Kind of Business


| City and kind of business | Establishments | | Sales | | Payroll, entire year | Payroll, workweek ended nearest Nov. 15 | | Paid employees, workweek ended nearest Nov. 15 | | Proprietors (un- incorporated businesses only) ¹ |
|--|--------------------|-----------------|--|-------------------------------------|----------------------------|--|------------------|--|------------------|--|
| | Total ¹ | With payroll | Total, all establish- ments ¹ | Establish- ments with payroll | | Total | Full workweek | Total | Full workweek | |
| | (Number) | (Number) | (\$1,000) | (\$1,000) | (\$1,000) | (Dollars) | (Dollars) | (Number) | (Number) | (Number) |
| WILMINGTON | | | | | | | | | | |
| Retail trade, total..... | 1,847 | 1,241 | 237,828 | 225,280 | 30,871 | 565,236 | 528,310 | 10,807 | 9,079 | 1,649 |
| Food stores, total..... | 414 | 204 | 42,716 | 37,950 | 3,574 | 73,465 | 64,222 | 1,444 | 1,089 | 415 |
| Grocery stores..... | 264 | 120 | 34,099 | 30,479 | 2,627 | 55,502 | 47,397 | 1,016 | 731 | 265 |
| Meat markets, fish (seafood) markets..... | 32 | 26 | 3,612 | (D) | (D) | (D) | (D) | (D) | (D) | (D) |
| Fruit stores, vegetable markets..... | 18 | 8 | (D) | (D) | (D) | (D) | (D) | (D) | (D) | (D) |
| Candy, nut, confectionery stores..... | 52 | 10 | (D) | (D) | (D) | (D) | (D) | (D) | (D) | (D) |
| Other food stores..... | 48 | 40 | 2,671 | 2,535 | 356 | 7,616 | 6,947 | 126 | 143 | 45 |
| Eating, drinking places, total..... | 348 | 256 | 13,536 | 12,018 | 2,420 | 49,357 | 46,767 | 1,453 | 1,267 | 357 |
| Eating places..... | 217 | 145 | 8,872 | 7,836 | 1,771 | 36,341 | 34,757 | 1,060 | 948 | 229 |
| Drinking places..... | 129 | 111 | 4,664 | 4,182 | 649 | 13,016 | 12,010 | 393 | 319 | 124 |
| General merchandise group, total..... | 49 | 35 | 30,593 | 30,423 | 4,369 | 86,153 | 74,740 | 2,079 | 1,537 | 26 |
| General merchandise group (except variety)..... | 32 | 20 | 25,504 | (D) | 3,420 | 66,243 | 58,302 | 1,453 | 1,133 | 18 |
| Variety stores..... | 17 | 15 | 5,089 | (D) | 949 | 19,910 | 16,438 | 626 | 404 | 8 |
| Apparel, accessories stores, total..... | 193 | 169 | 23,142 | 22,722 | 3,772 | 66,476 | 62,616 | 1,323 | 1,126 | 128 |
| Shoe stores..... | 35 | 35 | 4,575 | 4,567 | 711 | 11,856 | 10,495 | 200 | 152 | 17 |
| Men's, boys' clothing and furnishings stores..... | (NA) | 32 | (NA) | 4,537 | 777 | 12,202 | 11,990 | 217 | 206 | (NA) |
| Family clothing stores..... | (NA) | 13 | (NA) | 1,796 | 235 | 3,973 | 3,688 | 105 | 82 | (NA) |
| Women's clothing, specialty stores..... | 71 | 67 | 9,880 | 9,844 | 1,757 | 32,933 | 31,227 | 697 | 597 | 42 |
| Ready-to-wear stores..... | (NA) | 43 | (NA) | 8,456 | 1,607 | 29,890 | 28,445 | 615 | 534 | (NA) |
| Other clothing, specialty stores..... | (NA) | 24 | (NA) | 1,388 | 150 | 3,043 | 2,782 | 82 | 63 | (NA) |
| Other apparel stores..... | 30 | 22 | 2,076 | 2,022 | 292 | 5,512 | 5,216 | 104 | 99 | 24 |
| Furniture, home furnishings, appliance dealers, total..... | 103 | 85 | 18,183 | 17,631 | 3,005 | 54,118 | 52,996 | 752 | 710 | 72 |
| Furniture, home furnishings stores, antique stores..... | 61 | 51 | 10,648 | 10,424 | 1,955 | 33,302 | 32,531 | 472 | 439 | 45 |
| Household appliance, radio, TV stores..... | 40 | 34 | 7,521 | 7,207 | 1,050 | 20,816 | 20,465 | 280 | 271 | 25 |
| Automotive group..... | 55 | 41 | 35,108 | 34,542 | 3,760 | 65,441 | 65,165 | 851 | 841 | 43 |
| Gasoline service stations..... | 114 | 86 | 8,880 | 8,344 | 884 | 18,544 | 16,301 | 360 | 255 | 123 |
| Lumber, bldg. mats., hardware, farm equip. dealers, total..... | 58 | 44 | 9,462 | 8,074 | 1,498 | 28,862 | 28,265 | 404 | 379 | 39 |
| Farm equipment dealers..... | 1 | 1 | (D) | (D) | (D) | (D) | (D) | (D) | (D) | (D) |
| Lumber, building materials, supplies, equipment dealers..... | 30 | 26 | 7,033 | 6,949 | 1,352 | 25,673 | 25,245 | 343 | 326 | 14 |
| Hardware stores..... | 27 | 17 | (D) | (D) | (D) | (D) | (D) | (D) | (D) | (D) |
| Drug stores, proprietary stores, total..... | 77 | 61 | 7,522 | 7,136 | 1,135 | 21,907 | 19,366 | 527 | 393 | 66 |
| Drug stores..... | (NA) | 54 | (NA) | 6,923 | 1,113 | 21,482 | 19,006 | 518 | 387 | (NA) |
| Proprietary stores..... | (NA) | 7 | (NA) | 213 | 22 | 425 | 360 | 9 | 6 | (NA) |
| Other retail stores, total..... | 353 | 235 | 43,174 | 40,406 | 4,865 | 71,603 | 68,598 | 1,234 | 1,105 | 309 |
| Liquor stores..... | 122 | 90 | 8,174 | 6,788 | 636 | 11,790 | 11,267 | 223 | 185 | 108 |
| Fuel, ice dealers..... | 26 | 22 | 22,851 | 22,837 | 2,213 | 24,285 | 22,947 | 374 | 346 | 19 |
| Feed, farm, garden supply stores..... | 9 | 7 | 655 | (D) | (D) | (D) | (D) | (D) | (D) | (D) |
| Jewelry stores..... | 27 | 21 | 2,300 | 2,216 | 449 | 8,392 | 8,176 | 121 | 114 | 21 |
| Book, stationery stores..... | 13 | 7 | (D) | (D) | (D) | (D) | (D) | (D) | (D) | (D) |
| Other retail stores (except second-hand)..... | 113 | 81 | 6,179 | 5,615 | 952 | 17,587 | 16,888 | 345 | 302 | 105 |
| Second-hand stores..... | 13 | 7 | (D) | (D) | (D) | (D) | (D) | (D) | (D) | (D) |
| Nonstore retailers..... | 93 | 25 | 6,512 | 6,034 | 1,589 | 29,310 | 29,274 | 380 | 377 | 71 |

Standard Notes: (D) Withheld to avoid disclosure. (NA) Not available. n.e.c. Not elsewhere classified. XXX Not applicable. (Z) Less than \$500. ... Represents zero.
¹Group totals may include data for establishments without payroll which could not be classified by detailed kind of business.

LIST OF CORRECTIONS

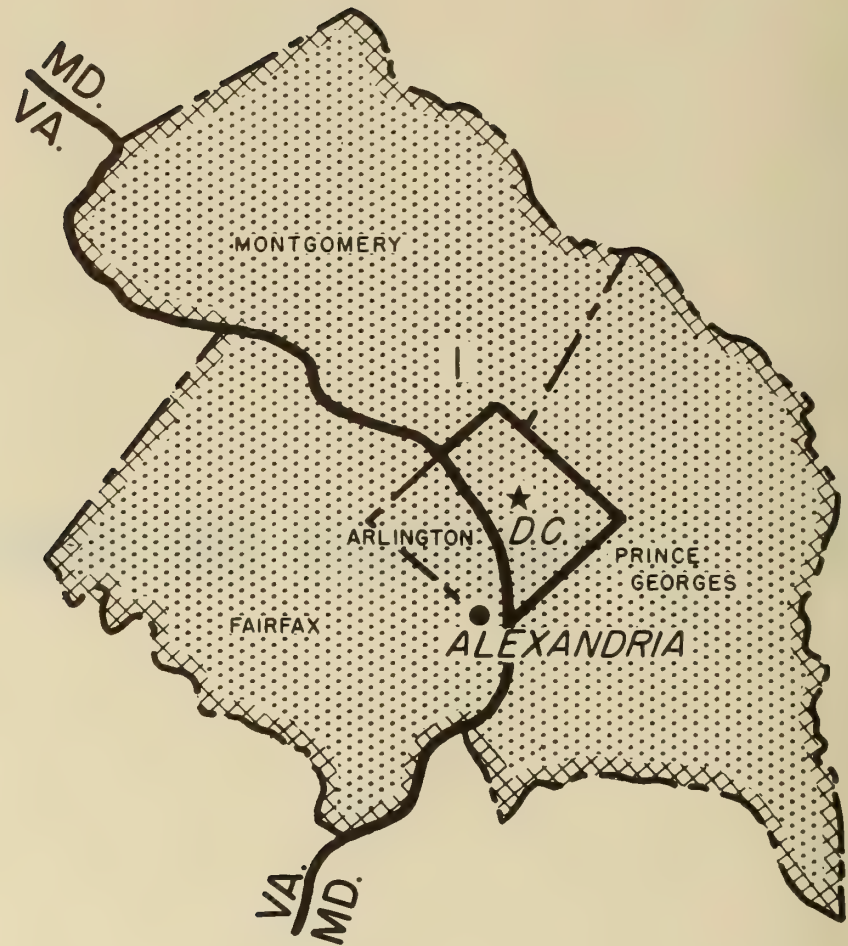
["Leaders" (.....) indicate no change]

| Table | Page | Item | Establishments | | Sales | | Payroll, entire year (\$1,000) | Payroll, workweek ended nearest Nov. 15 | | Paid employees, workweek ended nearest Nov. 15 | | Proprie- tors (un- incorpor- ated busi- nesses only) (Number) |
|-------|------|---|-------------------|-----------------------------|--|--|---|--|-------------------------------|--|------------------------------|--|
| | | | Total (Number) | With payroll (Number) | Total, all establish- ments (\$1,000) | Establish- ments with payroll (\$1,000) | | Total (Dollars) | Full workweek (Dollars) | Total (Number) | Full workweek (Number) | |
| | | Wilmington S. M. A. | | | | | | | | | | |
| 103 | 8-8 | Men's, boys' clothing and furnishings stores..... | | 40 | | 3,711 | 535 | 9,222 | 8,929 | 154 | 139 | |
| | | Men's, boys' clothing stores..... | | 22 | | 2,000 | 303 | 4,997 | 4,873 | 79 | 73 | |
| | | Family clothing stores..... | | 21 | | 4,194 | 638 | 10,488 | 10,001 | 237 | 201 | |
| | | Women's clothing, specialty stores..... | 92 | 88 | 11,063 | 10,931 | 1,839 | 34,435 | 32,431 | 759 | 645 | |
| | | Ready-to-wear stores..... | | 62 | | 9,467 | 1,684 | 31,282 | 29,539 | 674 | 579 | |
| | | New Castle County | | | | | | | | | | |
| 104 | 8-10 | Men's, boys' clothing and furnishings stores..... | | 34 | | 3,322 | 511 | 8,758 | 8,490 | 144 | 130 | |
| | | Family clothing stores..... | | 19 | | | | | | | | |
| | | Women's clothing, specialty stores..... | 79 | 73 | 9,995 | 9,915 | 1,756 | 32,439 | 30,702 | 704 | 602 | |
| | | Ready-to-wear stores..... | | 48 | | | | | | | | |
| | | Wilmington | | | | | | | | | | |
| 105 | 8-12 | Men's, boys' clothing and furnishings stores..... | | 31 | | 3,157 | 495 | 8,426 | 8,214 | 137 | 126 | |
| | | Family clothing stores..... | | 15 | | 3,479 | 557 | 9,028 | 8,743 | 197 | 174 | |
| | | Women's clothing, specialty stores..... | 70 | 66 | 9,577 | 9,541 | 1,717 | 31,654 | 29,948 | 685 | 585 | |
| | | Ready-to-wear stores..... | | 42 | | 8,153 | 1,567 | 28,611 | 27,166 | 603 | 522 | |



DISTRICT OF COLUMBIA

DISTRICT OF COLUMBIA



STANDARD METROPOLITAN AREA

CODE

1 WASHINGTON D.C.

LEGEND

● PLACES OF 25,000 TO 100,000

★ PLACES OF 100,000 AND OVER

 STANDARD METROPOLITAN AREA

CONTENTS

| <u>Table</u> | <u>Page</u> |
|---|-------------|
| 101. Retail Trade: 1954 - The State..... | 9-4 |
| 101A. Retail Trade: 1954 and 1948 - The State..... | 9-5 |
| 102. Retail Trade: 1954 - Counties; Cities of 2,500 Inhabitants or More (Not applicable) | |
| 103. Retail Trade: 1954 - Standard Metropolitan Areas..... | 9-6 |
| 103A. Retail Trade: 1948 - Standard Metropolitan Areas..... | 9-7 |
| 104. Retail Trade: 1954 - Counties With 500 Establishments or More (Not applicable) | |
| 105. Retail Trade: 1954 - Cities With 500 Establishments or More (Not applicable) | |

RETAIL TRADE—AREA STATISTICS

Table 101. RETAIL TRADE: 1954 — THE STATE

Establishments, Sales, Payroll, and Personnel, by Kind of Business

| Kind of business | Establishments | | Sales | | Payroll, entire year (\$1,000) | Payroll, workweek ended nearest Nov. 15 | | Paid employees, workweek ended nearest Nov. 15 | | Proprietors (unincorporated businesses only) ¹ (Number) |
|--|--------------------------------|--------------------------|---|--|-----------------------------------|---|----------------------------|--|---------------------------|---|
| | Total ¹ (Number) | With payroll (Number) | Total, all establishments ¹ (\$1,000) | Establishments with payroll (\$1,000) | | Total (Dollars) | Full workweek (Dollars) | Total (Number) | Full workweek (Number) | |
| Retail trade, total | 6,734 | 5,188 | 1,212,450 | 1,176,800 | 170,981 | 3,287,427 | 3,103,809 | 62,245 | 54,406 | 6,166 |
| Food Stores | | | | | | | | | | |
| Total..... | 1,484 | 968 | 224,737 | 209,373 | 16,792 | 313,939 | 286,564 | 5,377 | 4,313 | 1,571 |
| Grocery stores..... | 970 | 628 | 198,098 | 186,678 | 13,974 | 259,424 | 235,938 | 4,067 | 3,226 | 1,024 |
| Meat markets..... | 68 | 42 | 4,716 | 3,748 | 292 | 6,143 | 5,723 | 127 | 104 | 71 |
| Fish (seafood) markets..... | 24 | 20 | 1,531 | (D) | (D) | (D) | (D) | (D) | (D) | (D) |
| Fruit stores, vegetable markets..... | 59 | 21 | 1,882 | (D) | (D) | (D) | (D) | (D) | (D) | (D) |
| Candy, nut, confectionery stores..... | 35 | 29 | 1,683 | 1,621 | 264 | 5,062 | 4,597 | 113 | 99 | 17 |
| Bakery products stores..... | 61 | 51 | 4,374 | 4,250 | 917 | 17,609 | 16,333 | 407 | 308 | 86 |
| Bakeries, with baking on premises..... | (NA) | 43 | 3,883 | 3,883 | 859 | 16,396 | 15,296 | 378 | 289 | (NA) |
| Bakeries, without baking on premises..... | (NA) | 8 | (NA) | 367 | 58 | 1,213 | 1,037 | 27 | 19 | (NA) |
| Delicatessen stores..... | 171 | 101 | 8,086 | 6,366 | 572 | 10,447 | 9,629 | 277 | 237 | 208 |
| Food stores, n.e.c..... | 90 | 76 | 4,455 | 4,177 | 536 | 10,538 | 10,068 | 279 | 251 | 60 |
| Eating, Drinking Places | | | | | | | | | | |
| Total..... | 1,358 | 1,268 | 111,139 | 109,737 | 30,472 | 588,744 | 552,063 | 14,713 | 12,855 | 1,137 |
| Eating places (except refreshment stands)..... | 996 | 934 | 93,296 | 92,306 | 27,334 | 519,803 | 489,466 | 13,040 | 11,427 | 868 |
| Restaurants, cafeterias..... | (NA) | 917 | 90,806 | 90,806 | 26,971 | 514,065 | 483,965 | 12,888 | 11,287 | (NA) |
| Caterers..... | (NA) | 10 | (NA) | 915 | 150 | 2,410 | 2,287 | 59 | 53 | (NA) |
| In-plant food contractors..... | (NA) | 7 | (NA) | 585 | 213 | 3,328 | 3,214 | 93 | 87 | (NA) |
| Refreshment stands..... | 152 | 134 | 5,750 | 5,462 | 808 | 17,453 | 16,060 | 389 | 318 | 73 |
| Drinking places..... | 206 | 200 | 12,025 | 11,969 | 2,330 | 51,488 | 46,537 | 1,284 | 1,110 | 192 |
| General Merchandise Group | | | | | | | | | | |
| Total..... | 197 | 129 | 180,092 | 177,744 | 35,253 | 720,608 | 674,894 | 15,133 | 13,232 | 178 |
| Department stores..... | 12 | 12 | 151,594 | 151,594 | 30,636 | 631,145 | 596,934 | 12,722 | 11,511 | ... |
| Dry goods, general merchandise stores..... | 66 | 38 | (D) | (D) | (D) | (D) | (D) | (D) | (D) | (D) |
| General stores..... | 1 | 1 | (D) | (D) | (D) | (D) | (D) | (D) | (D) | (D) |
| Variety stores..... | 118 | 78 | 22,282 | 20,992 | 3,746 | 71,930 | 61,309 | 2,114 | 1,464 | 114 |
| Apparel, Accessories Stores | | | | | | | | | | |
| Total..... | 666 | 580 | 104,843 | 102,119 | 16,317 | 316,238 | 297,086 | 5,589 | 4,930 | 485 |
| Shoe stores..... | 134 | 124 | 20,086 | 19,808 | 2,933 | 56,195 | 52,185 | 894 | 692 | 56 |
| Men's shoe stores..... | (NA) | 23 | (NA) | (D) | (D) | (D) | (D) | (D) | (D) | (NA) |
| Women's shoe stores..... | (NA) | 31 | (NA) | 7,067 | 1,087 | 20,264 | 19,220 | 308 | 250 | (NA) |
| Children's, juveniles' shoe stores..... | (NA) | 3 | (NA) | (D) | (D) | (D) | (D) | (D) | (D) | (NA) |
| Family shoe stores..... | (NA) | 67 | (NA) | 10,789 | 1,626 | 31,762 | 28,957 | 521 | 385 | (NA) |
| Men's, boys' clothing and furnishings stores..... | (NA) | 134 | (NA) | 19,458 | 3,063 | 56,149 | 54,620 | 810 | 738 | (NA) |
| Men's, boys' clothing stores..... | (NA) | 93 | (NA) | 16,229 | 2,634 | 48,492 | 47,358 | 666 | 617 | (NA) |
| Men's, boys' furnishings stores..... | (NA) | 41 | (NA) | 3,229 | 429 | 7,657 | 7,262 | 144 | 121 | (NA) |
| Family clothing stores..... | (NA) | 37 | (NA) | 13,592 | 2,496 | 51,843 | 44,523 | 827 | 765 | (NA) |
| Women's clothing, specialty stores..... | 255 | 225 | 43,255 | 42,751 | 6,735 | 130,387 | 124,574 | 2,724 | 2,426 | 296 |
| Ready-to-wear stores..... | (NA) | 164 | (NA) | 37,072 | 5,923 | 114,998 | 110,063 | 2,397 | 2,158 | (NA) |
| Milinery stores..... | (NA) | 29 | (NA) | 2,008 | 361 | 6,956 | 6,508 | 157 | 126 | (NA) |
| Clothing, specialty stores, n.e.c..... | (NA) | 32 | (NA) | 3,671 | 451 | 8,433 | 8,003 | 170 | 142 | (NA) |
| Children's, infants' wear stores..... | 27 | 25 | 2,608 | (D) | 376 | 7,140 | 6,900 | 138 | 123 | 25 |
| Apparel stores, n.e.c..... | 45 | 35 | 4,114 | (D) | 714 | 14,524 | 14,279 | 196 | 186 | 41 |
| Furniture, Home Furnishings, Appliance Dealers | | | | | | | | | | |
| Total..... | 330 | 256 | 65,290 | 63,596 | 9,449 | 181,602 | 177,854 | 2,595 | 2,438 | 303 |
| Furniture, home furnishings stores..... | 218 | 166 | 38,261 | 37,231 | 6,725 | 130,493 | 127,785 | 1,895 | 1,772 | 205 |
| Furniture stores..... | (NA) | 75 | (NA) | 25,812 | 4,538 | 87,450 | 85,890 | 1,182 | 1,108 | (NA) |
| Floor covering stores..... | (NA) | 22 | (NA) | 4,872 | 845 | 16,694 | 16,350 | 263 | 254 | (NA) |
| Home furnishings stores, n.e.c., antique stores..... | (NA) | 69 | (NA) | 6,547 | 1,342 | 26,349 | 25,545 | 450 | 410 | (NA) |
| Household appliance, radio, TV stores..... | 112 | 90 | 27,029 | 26,365 | 2,724 | 51,109 | 50,069 | 700 | 666 | 98 |
| Household appliance stores..... | (NA) | 34 | (NA) | 7,993 | 1,333 | 24,952 | 24,561 | 323 | 313 | (NA) |
| Appliance, radio, TV stores..... | (NA) | 37 | (NA) | 14,358 | 984 | 18,637 | 18,245 | 272 | 259 | (NA) |
| Radio, TV stores..... | (NA) | 19 | (NA) | 4,014 | 407 | 7,520 | 7,263 | 105 | 94 | (NA) |
| Automotive Group | | | | | | | | | | |
| Total..... | 206 | 182 | 177,826 | 177,152 | 19,937 | 361,838 | 356,453 | 4,475 | 4,341 | 115 |
| Passenger car dealers (franchised)..... | 79 | 73 | 142,353 | 142,275 | 15,933 | 285,601 | 282,078 | 3,481 | 3,416 | 19 |
| Passenger car dealers (nonfranchised)..... | 70 | 54 | 22,619 | (D) | 2,128 | 41,150 | 40,651 | 454 | 442 | 60 |
| Tire, battery, accessory dealers..... | 46 | 44 | 11,004 | (D) | 1,681 | 31,426 | 30,141 | 484 | 431 | 29 |
| Motorcycle, aircraft, boat dealers..... | 8 | 8 | 1,025 | 1,025 | 135 | 2,626 | 2,546 | 40 | 36 | 5 |
| Household trailer dealers..... | 1 | 1 | (D) | (D) | (D) | (D) | (D) | (D) | (D) | (D) |
| Automotive dealers, n.e.c..... | 2 | 2 | (D) | (D) | (D) | (D) | (D) | (D) | (D) | (D) |
| Gasoline Service Stations | | | | | | | | | | |
| Total..... | 422 | 398 | 55,627 | 54,937 | 6,793 | 132,128 | 124,984 | 2,484 | 2,174 | 429 |
| Lumber, Bldg. Mats., Hardware, Farm Equipment Dealers | | | | | | | | | | |
| Total..... | 171 | 137 | 34,679 | 33,729 | 5,088 | 97,592 | 95,483 | 1,321 | 1,251 | 152 |
| Farm equipment dealers..... | ... | ... | ... | ... | ... | ... | ... | ... | ... | ... |
| Lumber, building materials dealers..... | 32 | 26 | 21,262 | 21,134 | 2,976 | 55,791 | 54,705 | 747 | 729 | 20 |
| Paint, glass, wallpaper stores..... | 27 | 21 | 4,322 | 4,086 | 741 | 14,976 | 14,906 | 167 | 162 | 17 |
| Plumbing, electrical supply stores..... | 18 | 14 | 2,846 | 2,702 | 548 | 11,196 | 10,922 | 138 | 126 | 19 |
| Hardware stores..... | 94 | 76 | 6,249 | 5,807 | 823 | 15,629 | 14,950 | 269 | 234 | 96 |
| Drug Stores, Proprietary Stores | | | | | | | | | | |
| Total..... | 325 | 301 | 56,525 | 55,589 | 9,038 | 173,471 | 152,826 | 3,905 | 2,898 | 259 |
| Drug stores..... | (NA) | 283 | (NA) | 53,770 | 8,836 | 169,659 | 149,273 | 3,809 | 2,820 | (NA) |
| Proprietary stores..... | (NA) | 18 | (NA) | 1,819 | 202 | 3,812 | 3,553 | 96 | 78 | (NA) |
| Other Retail Stores | | | | | | | | | | |
| Total..... | 1,234 | 904 | 176,247 | 170,451 | 17,688 | 311,260 | 296,123 | 5,333 | 4,678 | 1,208 |
| Liquor stores..... | 328 | 318 | 82,972 | 82,460 | 4,172 | 78,348 | 73,039 | 1,221 | 1,011 | 376 |
| Fuel, ice dealers..... | 51 | 33 | 28,822 | 28,670 | 3,612 | 47,710 | 45,818 | 1,025 | 949 | 36 |
| Fuel dealers (coal, wood)..... | (NA) | 9 | (NA) | 2,845 | 431 | 8,768 | 7,873 | 140 | 109 | (NA) |
| Liquefied petroleum gas dealers..... | (NA) | ... | (NA) | ... | ... | ... | ... | ... | ... | (NA) |
| Fuel oil dealers..... | (NA) | 19 | (NA) | 25,194 | 3,086 | 37,301 | 36,304 | 960 | 815 | (NA) |
| Ice dealers..... | (NA) | 5 | (NA) | 631 | 95 | 1,641 | 1,641 | 25 | 25 | (NA) |
| Hay, grain, feed stores..... | 3 | 3 | 151 | 151 | 13 | 288 | 246 | 8 | 6 | 2 |
| Farm, garden supply stores..... | 5 | 5 | 567 | 567 | 104 | 2,065 | 2,010 | 34 | 31 | 4 |

Standard Notes: (D) Withheld to avoid disclosure. (NA) Not available. n.e.c. Not elsewhere classified. XXX Not applicable. (Z) Less than \$500. ... Represents zero.
¹ Group totals may include data for establishments without payroll which could not be classified by detailed kind of business.

Table 101. RETAIL TRADE: 1954 — THE STATE — Continued

Establishments, Sales, Payroll, and Personnel, by Kind of Business

| Kind of business | Establishments | | Sales | | Payroll, entire year (\$1,000) | Payroll, workweek ended nearest Nov. 15 | | Paid employees, workweek ended nearest Nov. 15 | | Proprietors (unincorporated businesses only) ¹ (Number) |
|--|--------------------------------|--------------------------|---|--|-----------------------------------|---|----------------------------|--|---------------------------|---|
| | Total ¹ (Number) | With payroll (Number) | Total, all establishments ² (\$1,000) | Establishments with payroll (\$1,000) | | Total (Dollars) | Full workweek (Dollars) | Total (Number) | Full workweek (Number) | |
| Other Retail Stores—Con. | | | | | | | | | | |
| Jewelry stores..... | 134 | 92 | 13,700 | 12,640 | 2,502 | 42,540 | 41,600 | 595 | 552 | 110 |
| Book stores..... | 32 | 26 | 3,117 | 3,051 | 389 | 7,327 | 6,792 | 134 | 111 | 24 |
| Stationery stores..... | 24 | 22 | 5,924 | (D) | 755 | 16,323 | 15,799 | 241 | 229 | 18 |
| Sporting goods stores..... | 31 | 17 | 2,390 | 2,158 | 310 | 5,554 | 5,460 | 70 | 66 | 26 |
| Bicycle stores..... | 6 | 4 | 333 | (D) | 47 | 942 | 886 | 16 | 14 | 5 |
| Florists..... | 89 | 63 | 4,882 | 4,574 | 963 | 18,957 | 18,403 | 334 | 304 | 92 |
| Cigar stores, stands..... | 32 | 24 | (D) | (D) | (D) | (D) | (D) | (D) | (D) | (D) |
| News dealers, newsstands..... | 72 | 32 | 2,824 | 2,076 | 182 | 3,730 | 3,426 | 108 | 87 | 80 |
| Gift, novelty, souvenir stores..... | 91 | 47 | 3,702 | 3,120 | 377 | 7,720 | 7,276 | 176 | 147 | 97 |
| Music stores..... | 30 | 20 | 5,786 | 5,562 | 843 | 15,149 | 14,537 | 254 | 232 | 30 |
| Camera, photographic supply stores..... | 26 | 20 | 3,742 | 3,528 | 406 | 7,948 | 7,497 | 103 | 89 | 21 |
| Luggage, leather goods stores..... | 8 | 6 | (D) | (D) | (D) | (D) | (D) | (D) | (D) | (D) |
| Optical goods stores..... | 34 | 28 | 1,836 | 1,776 | 500 | 10,094 | 10,005 | 123 | 119 | 27 |
| Office, store machine and equipment dealers..... | 12 | 8 | 954 | 906 | 212 | 3,867 | 3,867 | 46 | 46 | 12 |
| Retail stores (except second-hand) n.e.c..... | 66 | 66 | 6,793 | 6,793 | 1,060 | 19,623 | 18,926 | 304 | 273 | 51 |
| Second-hand stores..... | 106 | 70 | 3,956 | 3,456 | 719 | 14,567 | 13,009 | 332 | 264 | 111 |
| Nonstore Retailers | | | | | | | | | | |
| Total..... | 341 | 65 | 25,445 | 22,373 | 4,154 | 90,007 | 89,479 | 1,320 | 1,296 | 329 |
| Mail order houses..... | 9 | 3 | (D) | (D) | (D) | (D) | (D) | (D) | (D) | (D) |
| Direct selling (house-to-house) organizations..... | 314 | 50 | 14,780 | 11,804 | 2,717 | 46,540 | 46,040 | 721 | 700 | 306 |
| Merchandise vending machine operators..... | 18 | 12 | (D) | (D) | (D) | (D) | (D) | (D) | (D) | (D) |

Standard Notes: (D) Withheld to avoid disclosure. (NA) Not available. n.e.c. Not elsewhere classified. XXX Not applicable. (Z) Less than \$500. ... Represents zero.
¹ Group totals may include data for establishments without payroll which could not be classified by detailed kind of business.

Table 101A. RETAIL TRADE: 1954 AND 1948¹ — THE STATE

Establishments and Sales by Kind of Business

| Kind of business | 1954 | | | | 1948 ¹ | | | |
|--|--------------------------------|--------------------------|---|--|-------------------|--------------------------|--|--|
| | Establishments | | Sales | | Establishments | | Sales | |
| | Total ² (Number) | With payroll (Number) | Total, all establishments ² (\$1,000) | Establishments with payroll (\$1,000) | Total (Number) | With payroll (Number) | Total, all establishments (\$1,000) | Establishments with payroll (\$1,000) |
| Retail trade, total..... | 6,734 | 5,188 | 1,212,450 | 1,176,800 | 6,938 | 5,652 | 1,102,716 | 1,064,935 |
| Food stores, total..... | 1,484 | 968 | 224,737 | 209,373 | 1,906 | 1,284 | 209,454 | 192,231 |
| Grocery stores..... | 970 | 628 | 198,098 | 186,678 | 1,277 | 817 | 178,218 | 164,268 |
| Other food stores..... | 508 | 340 | 26,527 | 22,695 | 629 | 467 | 31,236 | 27,963 |
| Eating, drinking places, total..... | 1,358 | 1,268 | 111,139 | 109,737 | 1,333 | 1,255 | 99,972 | 99,045 |
| Eating places..... | 1,148 | 1,068 | 99,046 | 97,768 | 1,200 | 1,125 | 93,070 | 92,169 |
| Drinking places..... | 206 | 200 | 12,025 | 11,969 | 133 | 130 | 6,902 | 6,876 |
| General merchandise group..... | 197 | 129 | 180,092 | 177,744 | 168 | 125 | 184,651 | 184,064 |
| Apparel, accessories stores, total..... | 666 | 580 | 104,843 | 102,119 | 778 | 648 | 119,453 | 117,188 |
| Shoe stores..... | 134 | 124 | 20,086 | 19,808 | 117 | 108 | 19,176 | 19,025 |
| Other apparel stores..... | 522 | 456 | 84,553 | 82,311 | 661 | 540 | 100,277 | 98,163 |
| Furniture, home furnishings, appliance dealers..... | 330 | 256 | 65,290 | 63,596 | 327 | 265 | 53,687 | 52,715 |
| Automotive group..... | 206 | 182 | 177,826 | 177,152 | 224 | 201 | 141,621 | 140,338 |
| Gasoline service stations..... | 422 | 398 | 55,627 | 54,937 | 427 | 404 | 36,125 | 35,745 |
| Lumber, bldg. matls., hardware, farm equip. dealers, total..... | 171 | 137 | 34,679 | 33,729 | 179 | 152 | 33,937 | 33,301 |
| Farm equipment dealers..... | ... | ... | ... | ... | ... | ... | ... | ... |
| Lumber, bldg. matls., supplies, equipment, hardware dealers..... | 171 | 137 | 34,679 | 33,729 | 179 | 152 | 33,937 | 33,301 |
| Drug stores, proprietary stores, total..... | 325 | 301 | 56,525 | 55,589 | 326 | 313 | 52,565 | 52,318 |
| Drug stores..... | (NA) | 283 | (NA) | 53,770 | 298 | 292 | 51,357 | 51,237 |
| Proprietary stores..... | (NA) | 18 | (NA) | 1,819 | 28 | 21 | 1,208 | 1,081 |
| Other retail stores, total..... | 1,234 | 904 | 176,247 | 170,451 | 1,243 | 980 | 167,996 | (D) |
| Liquor stores..... | 328 | 318 | 82,972 | 82,460 | 333 | 316 | 69,067 | 67,871 |
| Fuel, ice dealers..... | 51 | 33 | 28,822 | 28,670 | 76 | 66 | 38,342 | 30,084 |
| Feed, farm, garden supply stores..... | 8 | 8 | 718 | 718 | 9 | 8 | 1,369 | (D) |
| Jewelry stores..... | 134 | 92 | 13,700 | 12,640 | 124 | 97 | 15,355 | 14,932 |
| Other retail stores..... | 659 | 453 | 49,323 | 45,963 | 701 | 493 | 43,863 | 40,643 |
| Nonstore retailers..... | 341 | 65 | 25,445 | 22,373 | 27 | 25 | 3,255 | (D) |

Standard Notes: (D) Withheld to avoid disclosure. (NA) Not available. ... Represents zero.
¹ Data in this table differ from those which appeared in the publications of the 1948 Census of Retail Trade. For a description of the adjustments see Comparison of 1948 and 1954 Censuses in the Introduction.
² Group totals may include data for establishments without payroll which could not be classified by detailed kind of business.

Table 102. RETAIL TRADE: 1954 — COUNTIES; CITIES OF 2,500 INHABITANTS OR MORE

(Not applicable)

Table 103. RETAIL TRADE: 1954 — STANDARD METROPOLITAN AREAS

Establishments, Sales, Payroll, and Personnel, by Kind of Business

| Standard metropolitan area and kind of business | Establishments | | Sales | | Payroll, entire year (\$1,000) | Payroll, workweek ended nearest Nov. 15 | | Paid employees, workweek ended nearest Nov. 15 | | Proprietors (unincorporated businesses only) (Number) |
|---|-----------------------------|-----------------------|--|---------------------------------------|--------------------------------|---|-------------------------|--|------------------------|---|
| | Total ¹ (Number) | With payroll (Number) | Total, all establishments ¹ (\$1,000) | Establishments with payroll (\$1,000) | | Total (Dollars) | Full workweek (Dollars) | Total (Number) | Full workweek (Number) | |
| WASHINGTON STANDARD METROPOLITAN AREA--Consists of the District of Columbia; Alexandria and Falls Church Cities; Arlington and Fairfax Counties, Va.; Montgomery and Prince Georges Counties, Md. | | | | | | | | | | |
| Retail trade, total..... | 11,122 | 8,506 | 2,023,841 | 1,966,273 | 258,321 | 5,712,652 | 4,684,362 | 94,600 | 80,433 | 10,211 |
| Food Stores | | | | | | | | | | |
| Total..... | 2,330 | 1,576 | 466,946 | 444,940 | 34,192 | 657,907 | 589,634 | 11,169 | 8,638 | 2,364 |
| Grocery stores..... | 1,578 | 1,064 | 426,311 | 409,299 | 29,613 | 565,436 | 504,805 | 8,962 | 6,841 | 1,581 |
| Meat markets..... | 74 | 48 | 5,385 | 4,417 | 334 | 7,068 | 6,622 | 144 | 120 | 79 |
| Fish (seafood) markets..... | 27 | 21 | 1,387 | 1,333 | 150 | 2,647 | 2,570 | 56 | 50 | 26 |
| Fruit stores, vegetable markets..... | 78 | 26 | 2,408 | 1,606 | 101 | 2,328 | 1,965 | 58 | 45 | 100 |
| Candy, nut, confectionery stores..... | 57 | 43 | 2,611 | 2,311 | 394 | 7,194 | 6,343 | 184 | 149 | 33 |
| Bakery products stores..... | 116 | 100 | 7,609 | 7,427 | 1,608 | 33,900 | 30,804 | 768 | 578 | 159 |
| Bakeries, with baking on premises..... | (NA) | 86 | (NA) | 6,826 | 1,500 | 31,502 | 28,665 | 712 | 538 | (NA) |
| Bakeries, without baking on premises..... | (NA) | 14 | (NA) | 601 | 108 | 2,398 | 2,135 | 56 | 40 | (NA) |
| Delicatessen stores..... | 238 | 156 | 14,701 | 12,677 | 1,195 | 23,764 | 21,566 | 587 | 483 | 272 |
| Food stores, n.e.c..... | 146 | 118 | 6,350 | 5,870 | 797 | 15,570 | 14,957 | 410 | 372 | 98 |
| Eating, Drinking Places | | | | | | | | | | |
| Total..... | 2,026 | 1,838 | 162,458 | 158,912 | 41,192 | 793,240 | 740,286 | 20,151 | 17,376 | 1,759 |
| Eating places (except refreshment stands)..... | 1,411 | 1,225 | 131,484 | 129,032 | 36,002 | 681,120 | 637,271 | 17,400 | 15,089 | 1,254 |
| Restaurants, cafeterias..... | (NA) | 1,255 | (NA) | 125,500 | 35,050 | 664,613 | 622,000 | 17,053 | 14,729 | (NA) |
| Caterers..... | (NA) | 14 | (NA) | 2,361 | 558 | 9,605 | 8,683 | 218 | 177 | (NA) |
| In-plant food contractors..... | (NA) | 16 | (NA) | 1,171 | 394 | 6,702 | 6,588 | 109 | 185 | (NA) |
| Refreshment stands..... | 233 | 201 | 8,645 | 8,171 | 1,303 | 27,284 | 25,236 | 640 | 528 | 136 |
| Drinking places..... | 374 | 352 | 22,185 | 21,709 | 3,887 | 84,836 | 77,777 | 2,051 | 1,759 | 361 |
| General Merchandise Group | | | | | | | | | | |
| Total..... | 363 | 257 | 260,142 | 257,006 | 44,880 | 909,027 | 839,104 | 19,917 | 16,852 | 325 |
| Department stores..... | 24 | 24 | 210,705 | 210,705 | 37,375 | 762,733 | 713,750 | 15,725 | 13,978 | ... |
| Dry goods, general merchandise stores..... | 114 | 68 | 9,640 | (D) | 1,196 | 24,026 | 22,799 | 475 | 396 | 115 |
| General stores..... | 22 | 20 | 1,802 | (D) | 101 | 1,957 | 1,737 | 50 | 39 | 31 |
| Variety stores..... | 197 | 145 | 37,779 | 36,271 | 6,258 | 120,311 | 100,816 | 3,685 | 2,439 | 173 |
| Apparel, Accessories Stores | | | | | | | | | | |
| Total..... | 1,010 | 878 | 142,594 | 138,776 | 20,941 | 406,392 | 376,391 | 7,562 | 6,485 | 768 |
| Shoe stores..... | 211 | 195 | 27,227 | 27,569 | 4,049 | 77,349 | 69,959 | 1,296 | 942 | 99 |
| Men's shoe stores..... | (NA) | 26 | (NA) | 1,909 | 204 | 4,033 | 3,902 | 62 | 55 | (NA) |
| Women's shoe stores..... | (NA) | 37 | (NA) | 7,814 | 1,197 | 22,284 | 20,040 | 352 | 270 | (NA) |
| Children's, juveniles' shoe stores..... | (NA) | 12 | (NA) | 920 | 148 | 2,647 | 2,446 | 44 | 34 | (NA) |
| Family shoe stores..... | (NA) | 120 | (NA) | 16,926 | 2,500 | 48,585 | 42,771 | 838 | 583 | (NA) |
| Men's, boys' clothing and furnishings stores..... | (NA) | 184 | (NA) | 24,398 | 3,603 | 67,232 | 65,030 | 995 | 884 | (NA) |
| Men's, boys' clothing stores..... | (NA) | 130 | (NA) | 20,250 | 3,073 | 57,900 | 56,212 | 824 | 742 | (NA) |
| Men's, boys' furnishings stores..... | (NA) | 54 | (NA) | 4,148 | 530 | 9,332 | 8,818 | 171 | 142 | (NA) |
| Family clothing stores..... | (NA) | 62 | (NA) | 16,338 | 2,894 | 59,569 | 52,072 | 1,046 | 970 | (NA) |
| Women's clothing, specialty stores..... | 369 | 327 | 61,231 | 60,533 | 8,932 | 173,530 | 161,356 | 3,336 | 3,243 | 303 |
| Ready-to-wear stores..... | (NA) | 250 | (NA) | 53,400 | 7,940 | 154,893 | 143,885 | 3,737 | 2,914 | (NA) |
| Millinery stores..... | (NA) | 36 | (NA) | 2,583 | 435 | 8,372 | 7,474 | 184 | 149 | (NA) |
| Clothing, specialty stores, n.e.c..... | (NA) | 41 | (NA) | 4,550 | 557 | 10,565 | 9,997 | 215 | 180 | (NA) |
| Children's, infants' wear stores..... | 79 | 69 | 6,038 | 5,834 | 733 | 13,802 | 13,385 | 284 | 254 | 76 |
| Apparel stores, n.e.c..... | 53 | 41 | 4,280 | 4,104 | 730 | 14,904 | 14,589 | 205 | 192 | 44 |
| Furniture, Home Furnishings, Appliance Dealers | | | | | | | | | | |
| Total..... | 543 | 425 | 87,532 | 85,054 | 12,804 | 244,574 | 239,216 | 3,497 | 3,275 | 495 |
| Furniture, home furnishings stores..... | 326 | 252 | 50,275 | 48,829 | 8,768 | 168,805 | 165,007 | 2,442 | 2,272 | 297 |
| Furniture stores..... | (NA) | 116 | (NA) | 33,905 | 5,911 | 112,434 | 110,407 | 1,520 | 1,427 | (NA) |
| Floor covering stores..... | (NA) | 29 | (NA) | 6,076 | 1,067 | 20,756 | 20,316 | 313 | 299 | (NA) |
| Home furnishings stores, n.e.c., antique stores..... | (NA) | 107 | (NA) | 8,846 | 1,790 | 35,615 | 34,284 | 609 | 546 | (NA) |
| Household appliance, radio, TV stores..... | 215 | 173 | 37,231 | 36,225 | 4,036 | 75,769 | 74,209 | 1,055 | 1,003 | 194 |
| Household appliance stores..... | (NA) | 56 | (NA) | 10,987 | 1,793 | 33,956 | 33,474 | 464 | 451 | (NA) |
| Appliance, radio, TV stores..... | (NA) | 56 | (NA) | 19,963 | 1,615 | 30,122 | 29,567 | 422 | 403 | (NA) |
| Radio, TV stores..... | (NA) | 41 | (NA) | 5,275 | 628 | 11,691 | 11,166 | 169 | 149 | (NA) |
| Automotive Group | | | | | | | | | | |
| Total..... | 425 | 377 | 328,591 | 327,587 | 35,500 | 665,621 | 655,469 | 8,072 | 7,793 | 246 |
| Passenger car dealers (franchised)..... | 187 | 181 | 278,677 | 278,599 | 29,816 | 555,528 | 549,695 | 6,550 | 6,428 | 67 |
| Passenger car dealers (nonfranchised)..... | 115 | 89 | 28,214 | 28,050 | 2,526 | 48,228 | 47,687 | 571 | 557 | 103 |
| Tire, battery, accessory dealers..... | 92 | 86 | 17,448 | 17,392 | 2,494 | 48,762 | 46,643 | 774 | 676 | 55 |
| Motorcycle, aircraft, boat dealers..... | 16 | 10 | (D) | (D) | (D) | (D) | (D) | (D) | (D) | (D) |
| Household trailer dealers..... | 11 | 9 | 1,378 | (D) | 210 | 3,543 | 3,543 | 47 | 47 | 4 |
| Automotive dealers, n.e.c..... | 2 | 2 | (D) | (D) | (D) | (D) | (D) | (D) | (D) | (D) |
| Gasoline Service Stations | | | | | | | | | | |
| Total..... | 1,025 | 923 | 116,354 | 113,782 | 13,028 | 261,054 | 237,707 | 5,225 | 4,175 | 1,115 |
| Lumber, Bldg. Mats., Hardware, Farm Equipment Dealers | | | | | | | | | | |
| Total..... | 431 | 367 | 94,517 | 93,019 | 11,764 | 229,643 | 222,165 | 3,323 | 3,040 | 334 |
| Farm equipment dealers..... | 17 | 17 | 3,301 | 3,301 | 430 | 7,426 | 7,290 | 115 | 111 | 15 |
| Lumber, building materials dealers..... | 118 | 98 | 53,772 | 53,542 | 6,726 | 131,226 | 128,236 | 1,800 | 1,728 | 57 |
| Paint, glass, wallpaper stores..... | 47 | 39 | 5,763 | 5,499 | 923 | 18,499 | 18,369 | 221 | 214 | 30 |
| Plumbing, electrical supply stores..... | 28 | 22 | 4,901 | 4,733 | 853 | 17,509 | 17,235 | 214 | 202 | 27 |
| Hardware stores..... | 221 | 191 | 21,780 | 20,944 | 2,832 | 54,986 | 51,035 | 973 | 785 | 205 |
| Drug Stores, Proprietary Stores | | | | | | | | | | |
| Total..... | 485 | 457 | 93,594 | 92,212 | 14,527 | 284,677 | 245,036 | 6,423 | 4,512 | 391 |
| Drug stores..... | (NA) | 431 | (NA) | 89,065 | 14,203 | 278,342 | 238,951 | 6,245 | 4,375 | (NA) |
| Proprietary stores..... | (NA) | 26 | (NA) | 3,147 | 324 | 6,635 | 6,085 | 178 | 137 | (NA) |
| Other Retail Stores | | | | | | | | | | |
| Total..... | 1,856 | 1,304 | 229,228 | 219,318 | 22,447 | 408,268 | 387,851 | 7,087 | 6,149 | 1,777 |
| Liquor stores..... | 476 | 384 | 101,716 | 100,602 | 4,930 | 92,877 | 86,748 | 1,478 | 1,227 | 427 |
| Fuel, ice dealers..... | 105 | 67 | 38,310 | 37,872 | 4,829 | 72,109 | 69,985 | 1,381 | 1,297 | 84 |
| Fuel dealers (coal, wood)..... | (NA) | 12 | (NA) | 3,368 | 486 | 9,961 | 9,066 | 179 | 148 | (NA) |
| Liquefied petroleum gas dealers..... | (NA) | 8 | (NA) | 1,154 | 247 | 4,986 | 4,959 | 64 | 63 | (NA) |
| Fuel oil dealers..... | (NA) | 38 | (NA) | 32,557 | 3,980 | 55,084 | 53,882 | 1,101 | 1,049 | (NA) |
| Ice dealers..... | (NA) | 9 | (NA) | 793 | 116 | 2,078 | 2,076 | 37 | 37 | (NA) |
| Hay, grain, feed stores..... | 22 | 20 | 3,984 | (D) | 243 | 4,672 | 4,497 | 85 | 78 | 13 |
| Farm, garden supply stores..... | 25 | 19 | 3,126 | 2,976 | 343 | 6,528 | 6,372 | 130 | 120 | 23 |

Standard Notes: (D) Withheld to avoid disclosure. (NA) Not available. n.e.c. Not elsewhere classified. XXX Not applicable. (Z) Less than \$500. ... Represents zero.
¹ Group totals may include data for establishments without payroll which could not be classified by detailed kind of business.

Table 103. RETAIL TRADE: 1954 — STANDARD METROPOLITAN AREAS — Continued
Establishments, Sales, Payroll, and Personnel, by Kind of Business

| Standard metropolitan area and kind of business | Establishments | | Sales | | Payroll, entire year (\$1,000) | Payroll, workweek ended nearest Nov. 15 | | Paid employees, workweek ended nearest Nov. 15 | | Proprietors (unincorporated businesses only) ¹ (Number) |
|--|--------------------------------|--------------------------|---|--|-----------------------------------|---|----------------------------|--|---------------------------|---|
| | Total ¹ (Number) | With payroll (Number) | Total, all establishments ¹ (\$1,000) | Establishments with payroll (\$1,000) | | Total (Dollars) | Full workweek (Dollars) | Total (Number) | Full workweek (Number) | |
| WASHINGTON STANDARD METROPOLITAN AREA--Con. | | | | | | | | | | |
| Other Retail Stores--Con. | | | | | | | | | | |
| Jewelry stores..... | 198 | 132 | 17,379 | 16,021 | 3,093 | 55,922 | 54,666 | 792 | 730 | 172 |
| Book stores..... | 45 | 35 | 3,973 | 3,895 | 486 | 9,411 | 8,423 | 190 | 144 | 29 |
| Stationery stores..... | 35 | 29 | 6,931 | 6,711 | 898 | 19,491 | 18,670 | 296 | 278 | 26 |
| Sporting goods stores..... | 65 | 37 | 3,489 | 3,055 | 431 | 8,190 | 7,797 | 115 | 101 | 55 |
| Bicycle stores..... | 14 | 10 | 727 | 645 | 92 | 2,136 | 2,027 | 37 | 30 | 11 |
| Florists..... | 141 | 105 | 6,662 | 6,270 | 1,288 | 24,938 | 23,813 | 435 | 408 | 145 |
| Cigar stores, stands..... | 36 | 26 | 1,522 | 1,246 | 162 | 3,327 | 2,392 | 86 | 51 | 24 |
| News dealers, newsstands..... | 108 | 44 | 3,729 | 2,517 | 221 | 4,349 | 4,025 | 123 | 99 | 114 |
| Gift, novelty, souvenir stores..... | 134 | 90 | 5,424 | 4,644 | 610 | 12,145 | 11,216 | 279 | 226 | 146 |
| Music stores..... | 40 | 30 | 7,114 | 6,890 | 965 | 17,598 | 16,944 | 303 | 277 | 38 |
| Camera, photographic supply stores..... | 38 | 32 | 4,631 | 4,417 | 529 | 10,616 | 9,976 | 149 | 125 | 28 |
| Luggage, leather goods stores..... | 9 | 7 | 1,753 | (D) | 372 | 5,649 | 5,235 | 124 | 99 | 4 |
| Optical goods stores..... | 47 | 41 | 2,299 | 2,239 | 592 | 12,353 | 11,842 | 151 | 143 | 33 |
| Office, store machine and equipment dealers..... | 24 | 16 | 1,379 | 1,295 | 294 | 5,496 | 5,426 | 76 | 74 | 76 |
| Retail stores (except second-hand) n.e.c..... | 100 | 100 | 7,988 | 7,988 | 1,187 | 22,824 | 21,560 | 362 | 327 | 81 |
| Second-hand stores..... | 134 | 90 | 5,004 | 4,382 | 882 | 18,237 | 16,233 | 421 | 315 | 148 |
| Nonstore Retailers | | | | | | | | | | |
| Total..... | 628 | 104 | 41,885 | 35,667 | 7,046 | 152,249 | 151,503 | 2,174 | 2,138 | 637 |
| Mail order houses..... | 19 | 7 | (D) | (D) | (D) | (D) | (D) | (D) | (D) | (D) |
| Direct selling (house-to-house) organizations..... | 567 | 79 | 21,026 | 15,174 | 3,450 | 62,756 | 62,074 | 993 | 962 | 578 |
| Merchandise vending machine operators..... | 42 | 18 | (D) | (D) | (D) | (D) | (D) | (D) | (D) | (D) |

Standard Notes: (D) Withheld to avoid disclosure. (NA) Not available. n.e.c. Not elsewhere classified. XXX Not applicable. (Z) Less than \$500. ... Represents zero.
¹ Group totals may include data for establishments without payroll which could not be classified by detailed kind of business.


Table 103A. RETAIL TRADE: 1948¹— STANDARD METROPOLITAN AREAS
Establishments and Sales, by Kind of Business

| Kind of business | Establishments, 1948 | | Sales, 1948 | |
|---|----------------------|--------------------------|--|--|
| | Total (Number) | With payroll (Number) | Total, all establishments (\$1,000) | Establishments with payroll (\$1,000) |
| WASHINGTON STANDARD METROPOLITAN AREA | | | | |
| Retail trade, total..... | 9,916 | 8,041 | 1,471,226 | 1,428,509 |
| Food stores..... | 2,689 | 1,832 | 316,929 | 293,393 |
| Eating, drinking places..... | 1,855 | 1,686 | 127,417 | 125,314 |
| General merchandise group..... | 295 | 227 | 212,739 | 211,617 |
| Apparel, accessories stores..... | 987 | 821 | 134,408 | 131,493 |
| Furniture, home furnishings, appliance dealers..... | 485 | 392 | 67,941 | 66,501 |
| Automotive group..... | 411 | 380 | 220,241 | 218,412 |
| Gasoline service stations..... | 830 | 735 | 59,970 | 57,790 |
| Lumber, building materials, hardware, farm equipment dealers..... | 323 | 283 | 62,472 | 61,406 |
| Drug stores, proprietary stores..... | 446 | 428 | 68,967 | 68,619 |
| Other retail stores..... | 1,562 | 1,225 | 188,486 | (D) |
| Nonstore retailers..... | 33 | 32 | 11,656 | (D) |

Standard Notes: (D) Withheld to avoid disclosure. (NA) Not available. ...Represents zero. ¹Data in this table differ from those which appeared in the publications of the 1948 Census of Retail Trade. For a description of the adjustments see Comparison of 1948 and 1954 Censuses in the Introduction.

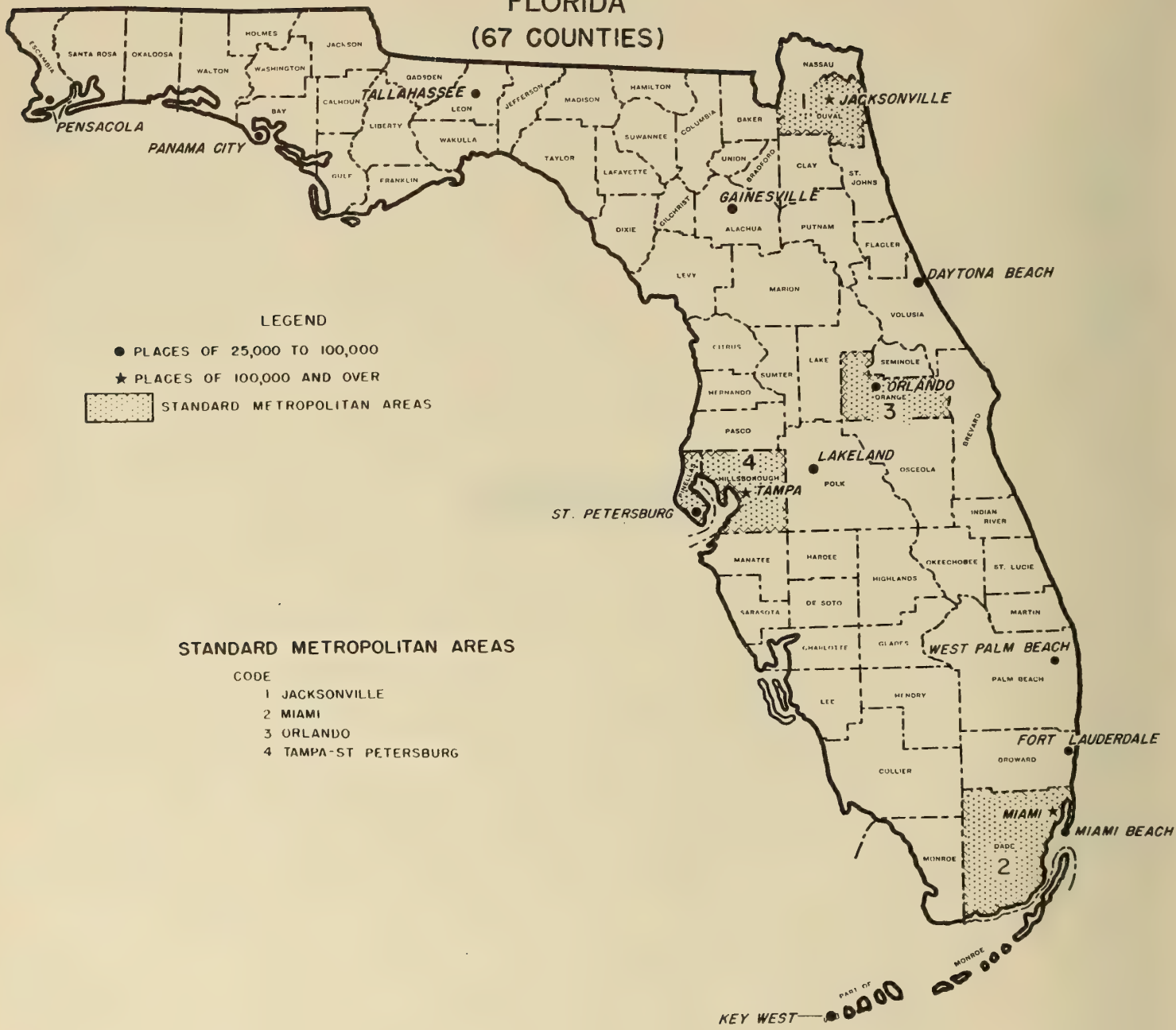
Table 104. RETAIL TRADE: 1954 — COUNTIES WITH 500 ESTABLISHMENTS OR MORE
(Not applicable)

Table 105. RETAIL TRADE: 1954 — CITIES WITH 500 ESTABLISHMENTS OR MORE
(Not applicable)



FLORIDA

FLORIDA (67 COUNTIES)



ECCLAMITE SANTA ROSA OKALOOSA WALTON HOLMES JACKSON TALLAHASSEE GADSDEN LEON JEFFERSON MADISON HAMILTON HASSAU DUVAL JACKSONVILLE
 PANAMA CITY BAY CALHOUN LIBERTY WAKULLA TAYLOR LAFAYETTE SUWANNEE COLUMBIA BAKER UNION BRADFORD CLAY ST. JOHNS
 GAINESVILLE ALACHUA PUTNAM FLAGLER DAYTONA BEACH
 GULF FRANKLIN DIXIE GOLDSBERRY LEVY MARION VOLUSIA
 CITRUS SUMNER LAKE SEMINOLE ORLANDO
 HERNANDO PASCO POLK OSCEOLA
 4
 HILLSBOROUGH TAMPA
 ST. PETERSBURG
 MANATEE HARDEE HIGHLANDS OKEECHOBEE ST. LUCIE
 CARASOTA DE SOTO GLADYS WEST PALM BEACH
 PALM BEACH
 FORT LAUDERDALE
 OROWARD
 MIAMI
 MIAMI BEACH
 DADE
 2
 MINNROE
 MONROE
 PART OF
 KEY WEST

CONTENTS

| <u>Table</u> | <u>Page</u> |
|--|-------------|
| 101. Retail Trade: 1954 - The State..... | 10-4 |
| 101A. Retail Trade: 1954 and 1948 - The State..... | 10-5 |
| 102. Retail Trade: 1954 - Counties; Cities of 2,500 Inhabitants or More..... | 10-6 |
| 102A. Retail Trade: 1948 - Counties; Cities of 2,500 Inhabitants or More..... | 10-12 |
| 103. Retail Trade: 1954 - Standard Metropolitan Areas..... | 10-13 |
| 103A. Retail Trade: 1948 - Standard Metropolitan Areas..... | 10-18 |
| 104. Retail Trade: 1954 - Counties With 500 Establishments or More..... | 10-19 |
| 105. Retail Trade: 1954 - Cities With 500 Establishments or More..... | 10-30 |

List of corrections for this State
appears at end of chapter.

RETAIL TRADE—AREA STATISTICS

Table 101. RETAIL TRADE: 1954 — THE STATE

Establishments, Sales, Payroll, and Personnel, by Kind of Business

| Kind of business | Establishments | | Sales | | Payroll, entire year (\$1,000) | Payroll, workweek ended nearest Nov. 15 | | Paid employees, workweek ended nearest Nov. 15 | | Proprietors (unincorporated businesses only) ¹ (Number) |
|--|--------------------|--------------|--|-----------------------------|-----------------------------------|---|---------------|--|---------------|---|
| | Total ¹ | With payroll | Total, all establishments ¹ | Establishments with payroll | | Total | Full workweek | Total | Full workweek | |
| | (Number) | (Number) | (\$1,000) | (\$1,000) | | (Dollars) | (Dollars) | (Number) | (Number) | |
| Retail trade, total | 41,303 | 25,569 | 4,014,417 | 3,731,691 | 405,980 | 7,889,612 | 7,494,771 | 169,913 | 149,150 | 42,506 |
| Food Stores | | | | | | | | | | |
| Total..... | 7,778 | 3,546 | 912,968 | 819,406 | 50,495 | 972,879 | 883,724 | 23,906 | 18,541 | 8,267 |
| Grocery stores..... | 5,903 | 2,635 | 843,078 | 763,714 | 43,787 | 836,945 | 756,570 | 20,658 | 15,688 | 6,172 |
| Meat markets..... | 195 | 107 | 13,809 | 11,407 | 875 | 15,975 | 15,278 | 295 | 259 | 230 |
| Fish (seafood) markets..... | 295 | 117 | 10,629 | 8,227 | 622 | 13,487 | 12,459 | 306 | 268 | 327 |
| Fruit stores, vegetable markets..... | 521 | 183 | 13,816 | 9,248 | 1,228 | 22,257 | 19,316 | 549 | 455 | 588 |
| Candy, nut, confectionery stores..... | 212 | 84 | 5,352 | 3,860 | 415 | 8,047 | 7,436 | 242 | 207 | 214 |
| Bakery products stores..... | 336 | 264 | 12,595 | 11,669 | 2,561 | 55,054 | 52,593 | 1,343 | 1,208 | 384 |
| Bakeries, with baking on premises..... | (NA) | 246 | (NA) | 11,184 | 2,483 | 53,318 | 50,887 | 1,296 | 1,163 | (NA) |
| Bakeries, without baking on premises..... | (NA) | 18 | (NA) | 485 | 78 | 1,736 | 1,706 | 47 | 45 | (NA) |
| Delicatessen stores..... | 71 | 53 | 3,230 | 2,810 | 248 | 4,893 | 4,715 | 120 | 114 | 91 |
| Food stores, n.e.c..... | 213 | 103 | 10,067 | 8,471 | 759 | 16,221 | 15,349 | 393 | 342 | 229 |
| Eating, Drinking Places | | | | | | | | | | |
| Total..... | 7,918 | 5,442 | 353,683 | 320,989 | 58,561 | 1,137,189 | 1,077,746 | 34,545 | 30,906 | 9,297 |
| Eating places (except refreshment stands)..... | 4,469 | 3,323 | 228,987 | 215,765 | 45,764 | 880,530 | 836,700 | 27,619 | 24,889 | 5,231 |
| Restaurants, cafeterias..... | (NA) | 3,274 | (NA) | 211,759 | 44,742 | 861,960 | 819,538 | 27,096 | 24,441 | (NA) |
| Caterers..... | (NA) | 29 | (NA) | 2,355 | 574 | 10,288 | 9,114 | 260 | 199 | (NA) |
| In-plant food contractors..... | (NA) | 20 | (NA) | 1,651 | 448 | 8,282 | 8,048 | 263 | 249 | (NA) |
| Refreshment stands..... | 632 | 382 | 14,917 | 12,315 | 1,910 | 37,051 | 32,667 | 1,273 | 972 | 712 |
| Drinking places..... | 2,795 | 1,737 | 109,457 | 92,909 | 10,887 | 219,608 | 208,379 | 5,653 | 5,045 | 3,328 |
| General Merchandise Group | | | | | | | | | | |
| Total..... | 1,538 | 1,046 | 345,754 | 337,000 | 49,819 | 1,033,148 | 937,969 | 25,320 | 20,562 | 1,388 |
| Department stores..... | 48 | 48 | 177,335 | 177,335 | 30,944 | 671,420 | 613,378 | 13,535 | 11,545 | 1 |
| Dry goods, general merchandise stores..... | 690 | 414 | 70,265 | 65,381 | 7,058 | 140,256 | 132,347 | 3,402 | 2,915 | 707 |
| General stores..... | 268 | 176 | 17,638 | 15,632 | 875 | 16,091 | 14,503 | 481 | 380 | 297 |
| Variety stores..... | 514 | 408 | 80,266 | 78,652 | 10,942 | 205,381 | 177,741 | 7,902 | 5,722 | 363 |
| Apparel, Accessories Stores | | | | | | | | | | |
| Total..... | 3,305 | 2,755 | 287,775 | 278,227 | 34,776 | 634,110 | 602,178 | 14,110 | 12,154 | 2,842 |
| Shoe stores..... | 535 | 455 | 47,056 | 45,770 | 5,699 | 99,741 | 91,867 | 2,026 | 1,562 | 315 |
| Men's shoe stores..... | (NA) | 59 | (NA) | 4,844 | 516 | 9,248 | 8,951 | 132 | 116 | (NA) |
| Women's shoe stores..... | (NA) | 170 | (NA) | 20,598 | 2,699 | 47,148 | 44,693 | 952 | 746 | (NA) |
| Children's, juveniles' shoe stores..... | (NA) | 20 | (NA) | 933 | 93 | 1,495 | 1,451 | 37 | 33 | (NA) |
| Family shoe stores..... | (NA) | 206 | (NA) | 19,395 | 2,391 | 41,850 | 36,772 | 905 | 667 | (NA) |
| Men's, boys' clothing and furnishings stores..... | (NA) | 544 | (NA) | 52,776 | 6,839 | 117,423 | 114,230 | 2,086 | 1,889 | (NA) |
| Men's, boys' clothing stores..... | (NA) | 361 | (NA) | 36,833 | 4,881 | 86,034 | 83,588 | 1,455 | 1,330 | (NA) |
| Men's, boys' furnishings stores..... | (NA) | 183 | (NA) | 15,943 | 1,958 | 31,389 | 30,642 | 631 | 559 | (NA) |
| Family clothing stores..... | (NA) | 340 | (NA) | 43,824 | 5,836 | 107,574 | 102,110 | 2,502 | 2,076 | (NA) |
| Women's clothing, specialty stores..... | 1,367 | 1,173 | 127,786 | 124,610 | 15,105 | 283,745 | 269,339 | 6,884 | 6,078 | 1,195 |
| Ready-to-wear stores..... | (NA) | 954 | (NA) | 106,997 | 12,861 | 238,847 | 226,674 | 5,873 | 5,199 | (NA) |
| Millinery stores..... | (NA) | 54 | (NA) | 2,426 | 415 | 8,899 | 8,414 | 214 | 179 | (NA) |
| Clothing, specialty stores, n.e.c..... | (NA) | 165 | (NA) | 15,187 | 1,829 | 35,999 | 34,251 | 797 | 700 | (NA) |
| Children's, infants' wear stores..... | 230 | 188 | 9,375 | 8,581 | 838 | 16,490 | 15,726 | 436 | 380 | 259 |
| Apparel stores, n.e.c..... | 75 | 55 | 2,830 | 2,666 | 459 | 9,137 | 8,906 | 176 | 169 | 75 |
| Furniture, Home Furnishings, Appliance Dealers | | | | | | | | | | |
| Total..... | 2,459 | 1,819 | 220,934 | 210,244 | 30,178 | 606,608 | 588,600 | 10,537 | 9,946 | 2,338 |
| Furniture, home furnishings stores..... | 1,414 | 1,066 | 135,745 | 130,211 | 20,230 | 407,730 | 395,258 | 7,085 | 6,692 | 1,317 |
| Furniture stores..... | (NA) | 694 | (NA) | 98,569 | 14,314 | 278,357 | 272,984 | 4,832 | 4,615 | (NA) |
| Floor covering stores..... | (NA) | 98 | (NA) | 8,547 | 1,300 | 27,997 | 27,350 | 404 | 384 | (NA) |
| Home furnishings stores, n.e.c., antique stores..... | (NA) | 274 | (NA) | 23,095 | 4,616 | 101,376 | 94,924 | 1,849 | 1,693 | (NA) |
| Household appliance, radio, TV stores..... | 1,033 | 753 | 84,993 | 80,033 | 9,948 | 198,878 | 193,342 | 3,452 | 3,254 | 1,005 |
| Household appliance stores..... | (NA) | 271 | (NA) | 28,555 | 3,829 | 74,408 | 72,441 | 1,342 | 1,274 | (NA) |
| Appliance, radio, TV stores..... | (NA) | 282 | (NA) | 38,684 | 4,492 | 91,007 | 88,893 | 1,510 | 1,430 | (NA) |
| Radio, TV stores..... | (NA) | 200 | (NA) | 12,794 | 1,627 | 33,463 | 32,008 | 600 | 550 | (NA) |
| Automotive Group | | | | | | | | | | |
| Total..... | 2,079 | 1,611 | 779,435 | 765,641 | 70,058 | 1,284,614 | 1,267,956 | 18,335 | 17,825 | 1,778 |
| Passenger car dealers (franchised)..... | 692 | 660 | 597,207 | 596,343 | 54,529 | 997,244 | 987,122 | 13,664 | 13,437 | 417 |
| Passenger car dealers (nonfranchised)..... | 559 | 347 | 96,688 | 88,414 | 5,560 | 99,362 | 98,006 | 1,473 | 1,434 | 624 |
| Tire, battery, accessory dealers..... | 488 | 400 | 54,672 | 53,408 | 7,422 | 140,212 | 135,794 | 2,425 | 2,217 | 398 |
| Motorcycle, aircraft, boat dealers..... | 217 | 133 | 15,145 | 13,863 | 1,829 | 33,109 | 32,573 | 538 | 516 | 203 |
| Household trailer dealers..... | 111 | 65 | 14,995 | 12,939 | 624 | 12,536 | 12,338 | 205 | 191 | 127 |
| Automotive dealers, n.e.c..... | 6 | 6 | 674 | 674 | 94 | 2,151 | 2,121 | 30 | 30 | 3 |
| Gasoline Service Stations | | | | | | | | | | |
| Total..... | 4,715 | 3,033 | 268,713 | 227,751 | 20,030 | 410,398 | 389,091 | 8,898 | 7,872 | 5,184 |
| Lumber, Bldg. Mats., Hardware, Farm Equipment Dealers | | | | | | | | | | |
| Total..... | 1,884 | 1,442 | 306,757 | 298,311 | 32,869 | 646,495 | 632,101 | 10,530 | 9,990 | 1,564 |
| Farm equipment dealers..... | 136 | 126 | 25,808 | 25,626 | 3,064 | 57,833 | 57,496 | 903 | 890 | 100 |
| Lumber, building materials dealers..... | 595 | 511 | 187,954 | 186,308 | 19,124 | 374,099 | 364,665 | 6,043 | 5,729 | 415 |
| Paint, glass, wallpaper stores..... | 232 | 166 | 14,477 | 13,027 | 1,767 | 34,491 | 34,048 | 543 | 529 | 186 |
| Plumbing, electrical supply stores..... | 154 | 100 | 13,279 | 12,485 | 2,048 | 49,213 | 48,444 | 671 | 645 | 142 |
| Hardware stores..... | 765 | 539 | 65,161 | 60,865 | 6,866 | 130,859 | 127,448 | 2,370 | 2,197 | 715 |
| Drug Stores, Proprietary Stores | | | | | | | | | | |
| Total..... | 1,596 | 1,228 | 139,335 | 133,015 | 19,259 | 372,738 | 353,468 | 8,792 | 7,745 | 1,561 |
| Drug stores..... | (NA) | 900 | (NA) | 117,115 | 17,764 | 342,197 | 325,118 | 7,797 | 6,912 | (NA) |
| Proprietary stores..... | (NA) | 328 | (NA) | 15,900 | 1,495 | 30,541 | 28,350 | 995 | 833 | (NA) |
| Other Retail Stores | | | | | | | | | | |
| Total..... | 6,004 | 3,362 | 332,358 | 290,752 | 31,096 | 630,201 | 607,421 | 12,170 | 11,093 | 6,201 |
| Liquor stores..... | 857 | 591 | 75,860 | 65,360 | 4,565 | 84,837 | 82,257 | 1,730 | 1,596 | 868 |
| Fuel, ice dealers..... | 411 | 225 | 34,709 | 32,411 | 5,109 | 120,154 | 117,735 | 1,886 | 1,808 | 350 |
| Fuel dealers (coal, wood)..... | (NA) | 23 | (NA) | 672 | 94 | 2,235 | 1,961 | 56 | 43 | (NA) |
| Liquefied petroleum gas dealers..... | (NA) | 135 | (NA) | 23,173 | 3,801 | 89,040 | 87,415 | 1,359 | 1,316 | (NA) |
| Fuel oil dealers..... | (NA) | 44 | (NA) | 7,529 | 965 | 22,262 | 21,752 | 362 | 341 | (NA) |
| Ice dealers..... | (NA) | 23 | (NA) | 1,037 | 249 | 6,617 | 6,607 | 109 | 108 | (NA) |
| Hay, grain, feed stores..... | 252 | 194 | 55,771 | 53,035 | 2,951 | 59,349 | 56,053 | 1,142 | 1,028 | 233 |
| Farm, garden supply stores..... | 286 | 192 | 28,318 | 26,814 | 2,334 | 46,134 | 44,137 | 21 | 829 | 280 |

Standard Notes: (D) Withheld to avoid disclosure. (NA) Not available. n.e.c. Not elsewhere classified. XXX Not applicable. (Z) Less than \$500. ... Represents zero.
¹ Group totals may include data for establishments without payroll which could not be classified by detailed kind of business.

Table 101. RETAIL TRADE: 1954 — THE STATE — Continued

Establishments, Sales, Payroll, and Personnel, by Kind of Business

| Kind of business | Establishments | | Sales | | Payroll, entire year (\$1,000) | Payroll, workweek ended nearest Nov. 15 | | Paid employees, workweek ended nearest Nov. 15 | | Proprietors (unincorporated businesses only) ³ (Number) |
|--|--------------------------------|--------------------------|---|--|-----------------------------------|---|----------------------------|--|---------------------------|---|
| | Total ¹ (Number) | With payroll (Number) | Total, all establishments ¹ (\$1,000) | Establishments with payroll (\$1,000) | | Total (Dollars) | Full workweek (Dollars) | Total (Number) | Full workweek (Number) | |
| Other Retail Stores—Con. | | | | | | | | | | |
| Jewelry stores..... | 611 | 367 | 31,600 | 28,976 | 4,179 | 83,307 | 81,554 | 1,442 | 1,369 | 606 |
| Book stores..... | 50 | 36 | 2,471 | 2,259 | 271 | 4,962 | 4,589 | 121 | 99 | 35 |
| Stationery stores..... | 97 | 79 | 7,493 | 7,203 | 1,467 | 27,581 | 26,946 | 504 | 482 | 93 |
| Sporting goods stores..... | 288 | 152 | 10,531 | 8,651 | 908 | 18,543 | 17,594 | 365 | 319 | 314 |
| Bicycle stores..... | 66 | 22 | 1,302 | 662 | 62 | 1,394 | 1,133 | 39 | 28 | 73 |
| Florists..... | 383 | 239 | 8,843 | 7,507 | 1,450 | 29,714 | 28,003 | 783 | 649 | 427 |
| Cigar stores, stands..... | 131 | 53 | 3,650 | 2,614 | 292 | 6,053 | 5,796 | 173 | 152 | 148 |
| News dealers, newsstands..... | 150 | 72 | 4,049 | 2,875 | 235 | 4,173 | 3,807 | 158 | 133 | 172 |
| Gift, novelty, souvenir stores..... | 710 | 338 | 14,128 | 10,434 | 1,133 | 22,926 | 21,389 | 647 | 557 | 794 |
| Music stores..... | 142 | 94 | 9,406 | 8,554 | 1,130 | 22,012 | 21,243 | 363 | 337 | 153 |
| Camera, photographic supply stores..... | 110 | 74 | 5,821 | 4,929 | 617 | 12,492 | 11,838 | 246 | 214 | 104 |
| Luggage, leather goods stores..... | 28 | 24 | 1,127 | 1,069 | 110 | 1,911 | 1,815 | 41 | 35 | 34 |
| Optical goods stores..... | 68 | 52 | 2,757 | 2,365 | 468 | 8,935 | 8,866 | 127 | 123 | 54 |
| Office, store machine and equipment dealers..... | 46 | 36 | 3,362 | 3,210 | 681 | 13,110 | 12,666 | 212 | 197 | 49 |
| Retail stores (except second-hand) n.e.c..... | 253 | 253 | 12,084 | 12,084 | 1,651 | 32,490 | 31,095 | 624 | 567 | 223 |
| Second-hand stores..... | 407 | 269 | 11,084 | 9,740 | 1,483 | 30,124 | 28,905 | 646 | 575 | 405 |
| Nonstore Retailers | | | | | | | | | | |
| Total..... | 2,027 | 285 | 66,705 | 50,355 | 8,839 | 161,232 | 154,517 | 2,770 | 2,516 | 2,086 |
| Mail order houses..... | 99 | 59 | 15,351 | 14,945 | 1,425 | 30,237 | 25,581 | 689 | 493 | 101 |
| Direct selling (house-to-house) organizations..... | 1,817 | 185 | 41,373 | 26,431 | 6,607 | 109,163 | 107,194 | 1,762 | 1,709 | 1,881 |
| Merchandise vending machine operators..... | 111 | 41 | 9,981 | 8,979 | 807 | 21,832 | 21,742 | 319 | 314 | 104 |

Standard Notes: (D) Withheld to avoid disclosure. (NA) Not available. n.e.c. Not elsewhere classified. XXX Not applicable. (Z) Less than \$500. ... Represents zero.
¹ Group totals may include data for establishments without payroll which could not be classified by detailed kind of business.

Table 101 A. RETAIL TRADE: 1954 AND 1948¹ — THE STATE

Establishments and Sales by Kind of Business

| Kind of business | 1954 | | | | 1948 ¹ | | | |
|---|--------------------------------|--------------------------|---|--|-------------------|--------------------------|--|--|
| | Establishments | | Sales | | Establishments | | Sales | |
| | Total ² (Number) | With payroll (Number) | Total, all establishments ² (\$1,000) | Establishments with payroll (\$1,000) | Total (Number) | With payroll (Number) | Total, all establishments (\$1,000) | Establishments with payroll (\$1,000) |
| Retail trade, total..... | 41,303 | 25,569 | 4,014,417 | 3,731,691 | 32,513 | 21,837 | 2,326,682 | 2,154,353 |
| Food stores, total..... | 7,778 | 3,546 | 912,968 | 819,406 | 7,952 | 3,961 | 528,909 | 457,417 |
| Grocery stores..... | 5,903 | 2,635 | 843,078 | 763,714 | 6,491 | 3,075 | 485,304 | 420,184 |
| Other food stores..... | 1,843 | 911 | 69,498 | 55,692 | 1,461 | 886 | 43,605 | 37,233 |
| Eating, drinking places, total..... | 7,918 | 5,442 | 353,683 | 320,989 | 7,137 | 4,984 | 217,020 | 196,359 |
| Eating places..... | 5,101 | 3,705 | 243,904 | 228,080 | 4,239 | 3,284 | 147,987 | 140,085 |
| Drinking places..... | 2,795 | 1,737 | 109,457 | 92,909 | 2,898 | 1,700 | 69,033 | 56,274 |
| General merchandise group..... | 1,538 | 1,046 | 345,754 | 337,000 | 1,153 | 853 | 247,910 | 242,848 |
| Apparel, accessories stores, total..... | 3,305 | 2,755 | 287,775 | 278,227 | 2,333 | 1,894 | 178,983 | 172,721 |
| Shoe stores..... | 535 | 455 | 47,056 | 45,770 | 328 | 283 | 28,157 | 27,453 |
| Other apparel stores..... | 2,664 | 2,300 | 238,893 | 232,457 | 2,005 | 1,611 | 150,826 | 145,268 |
| Furniture, home furnishings, appliance dealers..... | 2,459 | 1,819 | 220,934 | 210,244 | 1,680 | 1,383 | 131,254 | 126,030 |
| Automotive group..... | 2,079 | 1,611 | 779,435 | 765,641 | 1,569 | 1,347 | 373,432 | 365,377 |
| Gasoline service stations..... | 4,715 | 3,033 | 268,713 | 227,751 | 3,730 | 2,398 | 133,916 | 111,866 |
| Lumber, bldg. mats., hardware, farm equip. dealers, total..... | 1,884 | 1,442 | 306,757 | 298,311 | 1,435 | 1,155 | 190,987 | 184,534 |
| Farm equipment dealers..... | 136 | 126 | 25,808 | 25,626 | 84 | 73 | 15,642 | 15,243 |
| Lumber, bldg. mats., supplies, equipment, hardware dealers..... | 1,746 | 1,316 | 280,871 | 272,685 | 1,351 | 1,082 | 175,345 | 169,291 |
| Drug stores, proprietary stores, total..... | 1,596 | 1,228 | 139,335 | 133,015 | 1,217 | 977 | 94,917 | 90,914 |
| Drug stores..... | (NA) | 900 | (NA) | 117,115 | 758 | 697 | 83,115 | 81,812 |
| Proprietary stores..... | (NA) | 328 | (NA) | 15,900 | 459 | 280 | 11,802 | 9,102 |
| Other retail stores, total..... | 6,004 | 3,362 | 332,358 | 290,752 | 4,231 | 2,815 | 214,254 | 191,191 |
| Liquor stores..... | 857 | 591 | 75,860 | 65,360 | 918 | 636 | 55,076 | 45,970 |
| Fuel, ice dealers..... | 411 | 225 | 34,709 | 32,411 | 175 | 159 | 19,041 | 18,797 |
| Feed, farm, garden supply stores..... | 538 | 386 | 84,089 | 79,849 | 380 | 303 | 51,690 | 49,661 |
| Jewelry stores..... | 611 | 367 | 31,600 | 28,976 | 410 | 311 | 22,393 | 21,143 |
| Other retail stores..... | 2,929 | 1,793 | 98,108 | 84,156 | 2,348 | 1,406 | 66,054 | 55,620 |
| Nonstore retailers..... | 2,027 | 285 | 66,705 | 50,355 | 76 | 70 | 15,100 | 15,096 |

Standard Notes: (D) Withheld to avoid disclosure. (NA) Not available. ... Represents zero.
¹ Data in this table differ from those which appeared in the publications of the 1948 Census of Retail Trade. For a description of the adjustments see Comparison of 1948 and 1954 Censuses in the Introduction.
² Group totals may include data for establishments without payroll which could not be classified by detailed kind of business.

RETAIL TRADE—AREA STATISTICS

Table 102. RETAIL TRADE: 1954 — COUNTIES;
Total Retail — Establishments, Sales, Payroll, and Personnel;

| Line No. | County and city | Total | | | | | | | Kind-of-business group | | | | |
|----------|--------------------------|----------------|--------------|---------------------------|-----------------------------|--------------------------------------|--|---------------|---|----------------|----------|----------------------------|---------|
| | | Establishments | | Sales | | Payroll, entire year (\$1,000) | Paid employees, workweek ended nearest Nov. 15 | | Proprietors (unincorporated businesses only) (Number) | Food stores | | Eating, drinking places | |
| | | Total | With payroll | Total, all establishments | Establishments with payroll | | Total | Full workweek | | Establishments | Sales | Establishments | Sales |
| | | (Number) | (Number) | (\$1,000) | (\$1,000) | (Number) | (Number) | (Number) | (Number) | (\$1,000) | (Number) | (\$1,000) | |
| 1 | Florida, total..... | 41,303 | 25,569 | 4,014,417 | 3,731,691 | 405,980 | 169,913 | 149,150 | 42,506 | 7,778 | 912,968 | 7,918 | 353,683 |
| 2 | Alachua County..... | 579 | 357 | 53,223 | 48,457 | 4,993 | 2,325 | 1,951 | 565 | 143 | 13,111 | 73 | 2,841 |
| 3 | Gainesville..... | 348 | 248 | 42,115 | 39,751 | 4,280 | 1,965 | 1,665 | 320 | 68 | 10,119 | 47 | 1,956 |
| 4 | Remainder of County..... | 231 | 109 | 11,108 | 8,706 | 713 | 360 | 286 | 245 | 75 | 2,992 | 26 | 885 |
| 5 | Baker County..... | 84 | 32 | 3,797 | 2,569 | 177 | 95 | 63 | 89 | 27 | 1,167 | 3 | (D) |
| 6 | Bay County..... | 576 | 354 | 53,205 | 49,267 | 5,019 | 2,239 | 1,956 | 579 | 125 | 12,970 | 111 | 4,382 |
| 7 | Panama City..... | 449 | 283 | 45,872 | 43,060 | 4,479 | 1,917 | 1,660 | 439 | 90 | 10,165 | 75 | 2,813 |
| 8 | Remainder of County..... | 127 | 71 | 7,333 | 6,207 | 540 | 322 | 296 | 140 | 35 | 2,805 | 36 | 1,569 |
| 9 | Bradford County..... | 122 | 78 | 7,939 | 7,089 | 545 | 293 | 231 | 127 | 35 | 2,207 | 19 | 536 |
| 10 | Starke..... | 91 | 65 | 6,994 | 6,536 | 522 | 276 | 216 | 94 | 21 | 1,651 | 14 | 461 |
| 11 | Remainder of County..... | 31 | 13 | 945 | 553 | 23 | 17 | 15 | 33 | 14 | 556 | 5 | 75 |
| 12 | Brevard County..... | 536 | 348 | 39,032 | 35,846 | 3,460 | 1,615 | 1,359 | 597 | 87 | 11,081 | 112 | 3,417 |
| 13 | Cocoa..... | 139 | 87 | 11,919 | 11,083 | 1,013 | 469 | 395 | 144 | 28 | 3,640 | 15 | 523 |
| 14 | Melbourne..... | 165 | 109 | 14,021 | 12,987 | 1,207 | 565 | 484 | 184 | 20 | 3,777 | 39 | 1,118 |
| 15 | Titusville..... | 77 | 40 | 4,546 | 4,134 | 395 | 202 | 156 | 80 | 11 | 1,387 | 15 | 296 |
| 16 | Remainder of County..... | 155 | 103 | 8,546 | 7,642 | 755 | 379 | 324 | 189 | 28 | 2,277 | 43 | 1,430 |
| 17 | Broward County..... | 2,227 | 1,511 | 225,165 | 211,973 | 22,640 | 8,764 | 7,806 | 2,328 | 274 | 49,506 | 500 | 25,525 |
| 18 | Dania..... | 115 | 67 | 6,065 | 5,251 | 586 | 258 | 220 | 123 | 16 | 2,225 | 45 | 1,235 |
| 19 | Fort Lauderdale..... | 1,167 | 809 | 133,122 | 126,558 | 14,470 | 5,431 | 4,860 | 1,135 | 111 | 23,129 | 214 | 11,447 |
| 20 | Hallandale..... | 71 | 51 | 8,974 | 8,576 | 1,073 | 349 | 297 | 87 | 12 | 559 | 32 | 4,346 |
| 21 | Hollywood..... | 449 | 287 | 42,785 | 39,565 | 3,733 | 1,463 | 1,330 | 528 | 62 | 10,781 | 99 | 3,966 |
| 22 | Pompano Beach..... | 170 | 126 | 14,474 | 13,886 | 1,525 | 535 | 474 | 189 | 27 | 4,126 | 37 | 1,149 |
| 23 | Remainder of County..... | 255 | 171 | 19,745 | 18,137 | 1,523 | 728 | 625 | 266 | 46 | 8,686 | 73 | 3,382 |
| 24 | Calhoun County..... | 95 | 45 | 5,574 | 4,624 | 273 | 156 | 129 | 102 | 17 | 1,062 | 8 | 136 |
| 25 | Charlotte County..... | 115 | 61 | 5,370 | 4,782 | 408 | 208 | 174 | 110 | 24 | 1,688 | 23 | 615 |
| 26 | Citrus County..... | 129 | 69 | 5,334 | 4,272 | 384 | 223 | 197 | 143 | 18 | 1,397 | 34 | 1,068 |
| 27 | Clay County..... | 143 | 75 | 8,270 | 7,220 | 588 | 289 | 230 | 157 | 30 | 2,012 | 31 | 555 |
| 28 | Green Cove Springs..... | 72 | 42 | 5,201 | 4,551 | 397 | 183 | 151 | 85 | 15 | 1,313 | 11 | 256 |
| 29 | Remainder of County..... | 71 | 33 | 3,069 | 2,669 | 191 | 106 | 79 | 72 | 15 | 699 | 20 | 299 |
| 30 | Collier County..... | 151 | 109 | 10,176 | 9,338 | 906 | 354 | 320 | 150 | 16 | 2,098 | 38 | 1,352 |
| 31 | Columbia County..... | 237 | 139 | 16,471 | 14,667 | 1,415 | 672 | 605 | 246 | 59 | 3,789 | 39 | 1,612 |
| 32 | Lake City..... | 206 | 118 | 15,216 | 13,584 | 1,316 | 611 | 550 | 214 | 54 | 3,623 | 29 | 1,307 |
| 33 | Remainder of County..... | 31 | 21 | 1,255 | 1,083 | 99 | 61 | 55 | 32 | 5 | 166 | 10 | 305 |
| 34 | Dade County..... | 8,351 | 5,403 | 989,054 | 934,542 | 111,131 | 42,533 | 38,116 | 8,401 | 1,154 | 215,151 | 1,848 | 113,059 |
| 35 | Coral Gables..... | 408 | 310 | 60,571 | 58,961 | 5,813 | 2,356 | 2,055 | 398 | 34 | 12,930 | 67 | 4,397 |
| 36 | Hialeah..... | 287 | 175 | 26,179 | 24,671 | 2,490 | 1,012 | 851 | 313 | 31 | 9,130 | 59 | 3,579 |
| 37 | Homestead..... | 151 | 101 | 18,255 | 17,235 | 1,725 | 655 | 579 | 148 | 25 | 4,827 | 23 | 657 |
| 38 | Miami..... | 4,970 | 2,990 | 620,318 | 583,294 | 70,241 | 26,767 | 24,060 | 5,081 | 723 | 123,711 | 1,140 | 56,963 |
| 39 | Miami Beach..... | 1,312 | 934 | 121,640 | 114,712 | 16,981 | 5,870 | 5,390 | 1,227 | 174 | 23,540 | 268 | 9,195 |
| 40 | Miami Shores..... | 43 | 35 | 18,353 | 18,201 | 1,051 | 302 | 273 | 37 | 3 | (D) | 3 | 101 |
| 41 | Miami Springs..... | 91 | 57 | 6,702 | 6,194 | 997 | 415 | 364 | 94 | 4 | 746 | 25 | 2,549 |
| 42 | North Miami..... | 205 | 143 | 23,260 | 22,228 | 3,050 | 1,344 | 1,199 | 210 | 15 | 2,521 | 38 | 1,905 |
| 43 | Opalocka..... | 91 | 47 | 6,102 | 5,244 | 473 | 202 | 173 | 92 | 22 | 2,827 | 24 | 1,039 |
| 44 | Perrine..... | 31 | 19 | 1,752 | 1,550 | 135 | 69 | 60 | 36 | 5 | 751 | 6 | 106 |
| 45 | South Miami..... | 105 | 65 | 7,194 | 5,980 | 738 | 322 | 272 | 100 | 16 | 2,022 | 12 | 562 |
| 46 | West Miami..... | 24 | 20 | 1,423 | 1,347 | 157 | 78 | 70 | 30 | 2 | (D) | 2 | (D) |
| 47 | Remainder of County..... | 633 | 507 | 77,305 | 74,925 | 7,284 | 3,141 | 2,800 | 635 | 100 | 29,696 | 181 | (D) |
| 48 | De Soto County..... | 100 | 64 | 7,967 | 7,211 | 711 | 344 | 319 | 96 | 22 | 1,998 | 10 | 270 |
| 49 | Arcadia..... | 92 | 60 | 7,381 | 6,753 | 689 | 334 | 312 | 89 | 18 | 1,803 | 10 | 270 |
| 50 | Remainder of County..... | 8 | 4 | 586 | 458 | 22 | 10 | 7 | 7 | 4 | 195 | ... | ... |
| 51 | Dixie County..... | 64 | 30 | 2,961 | 2,065 | 159 | 81 | 70 | 70 | 27 | 974 | 7 | 290 |
| 52 | Duval County..... | 3,430 | 2,196 | 438,818 | 416,160 | 45,167 | 19,045 | 16,576 | 3,372 | 782 | 108,494 | 559 | 27,913 |
| 53 | Jacksonville..... | 2,877 | 1,753 | 374,854 | 354,490 | 39,772 | 16,487 | 14,434 | 2,803 | 667 | 80,094 | 430 | 21,413 |
| 54 | Jacksonville Beach..... | 111 | 87 | 8,534 | 8,234 | 912 | 416 | 344 | 114 | 26 | 3,492 | 37 | 1,732 |
| 55 | Remainder of County..... | 442 | 356 | 55,430 | 53,436 | 4,483 | 2,142 | 1,798 | 455 | 89 | 24,908 | 91 | 4,768 |
| 56 | Escambia County..... | 1,199 | 729 | 129,249 | 121,305 | 12,975 | 5,716 | 5,048 | 1,270 | 330 | 32,987 | 225 | 9,424 |
| 57 | Pensacola..... | 866 | 488 | 99,032 | 92,868 | 10,399 | 4,390 | 3,863 | 911 | 250 | 20,588 | 139 | 5,237 |
| 58 | Remainder of County..... | 333 | 241 | 30,217 | 28,437 | 2,576 | 1,326 | 1,185 | 359 | 80 | 12,399 | 86 | 4,187 |
| 59 | Flagler County..... | 66 | 38 | 2,955 | 2,451 | 261 | 128 | 108 | 63 | 10 | 619 | 19 | 631 |
| 60 | Franklin County..... | 93 | 57 | 3,813 | 3,229 | 224 | 139 | 111 | 98 | 29 | 1,198 | 21 | 638 |
| 61 | Apalachicola..... | 58 | 40 | 2,540 | 2,314 | 167 | 97 | 82 | 63 | 14 | 627 | 10 | 193 |
| 62 | Remainder of County..... | 35 | 17 | 1,273 | 915 | 57 | 42 | 29 | 35 | 15 | 571 | 11 | 495 |
| 63 | Gadsden County..... | 296 | 154 | 20,478 | 17,940 | 1,621 | 750 | 588 | 292 | 101 | 4,865 | 31 | 616 |
| 64 | Chattahoochee..... | 59 | 31 | 3,649 | 2,993 | 262 | 128 | 114 | 69 | 17 | 847 | 4 | 125 |
| 65 | Quincy..... | 148 | 84 | 9,857 | 8,879 | 866 | 427 | 320 | 142 | 41 | 2,833 | 20 | 355 |
| 66 | Remainder of County..... | 89 | 39 | 6,972 | 6,068 | 493 | 195 | 154 | 81 | 43 | 1,185 | 7 | 136 |
| 67 | Gilchrist County..... | 30 | 16 | 2,326 | 1,930 | 159 | 66 | 53 | 23 | 14 | 693 | 2 | (D) |
| 68 | Glades County..... | 28 | 12 | 1,364 | 916 | 57 | 33 | 23 | 30 | 8 | 542 | 1 | (D) |
| 69 | Gulf County..... | 135 | 73 | 7,199 | 5,979 | 538 | 269 | 230 | 133 | 47 | 2,360 | 21 | 399 |
| 70 | Port St. Joe..... | 88 | 52 | 5,834 | 5,114 | 478 | 224 | 195 | 84 | 27 | 1,661 | 13 | 256 |
| 71 | Remainder of County..... | 47 | 21 | 1,365 | 865 | 60 | 45 | 35 | 49 | 20 | 699 | 8 | 143 |

Standard Notes: (D) Withheld to avoid disclosure. (NA) Not available. XXX Not applicable. (Z) Less than \$500. ... Represents zero.

CITIES OF 2,500 INHABITANTS OR MORE

Kind-of-Business Group — Establishments and Sales

| Kind-of-business group—Continued | | | | | | | | | | | | | | | | | | Line No. |
|----------------------------------|-----------------|-----------------------------|-----------------|--|-----------------|----------------------|-----------------|---------------------------|-----------------|--|-----------------|---------------------------------|-----------------|-------------------------|-----------------|-------------------------|-----------------|----------|
| General merchandise group | | Apparel, accessories stores | | Furniture, home furnishings, appliance dealers | | Automotive group | | Gasoline service stations | | Lumber, bldg. matls., hardware, farm equipment dealers | | Drug stores, proprietary stores | | Other retail stores | | Nonstore retailers | | |
| Establishments (Number) | Sales (\$1,000) | Establishments (Number) | Sales (\$1,000) | Establishments (Number) | Sales (\$1,000) | Establishments (No.) | Sales (\$1,000) | Establishments (Number) | Sales (\$1,000) | Establishments (Number) | Sales (\$1,000) | Establishments (No.) | Sales (\$1,000) | Establishments (Number) | Sales (\$1,000) | Establishments (Number) | Sales (\$1,000) | |
| 1,538 | 345,754 | 3,305 | 287,775 | 2,459 | 220,934 | 2,079 | 779,435 | 4,715 | 268,713 | 1,884 | 306,757 | 1,596 | 139,335 | 6,004 | 332,358 | 2,027 | 66,705 | 1 |
| 25 | 2,756 | 50 | 3,690 | 34 | 2,399 | 31 | 11,715 | 88 | 4,980 | 32 | 4,663 | 23 | 1,811 | 60 | 5,047 | 20 | 210 | 2 |
| 11 | 2,001 | 44 | 3,530 | 27 | 2,217 | 26 | 10,460 | 45 | 3,328 | 12 | 3,015 | 13 | 1,441 | 41 | 3,904 | 14 | 144 | 3 |
| 14 | 755 | 6 | 160 | 7 | 182 | 5 | 1,255 | 43 | 1,652 | 20 | 1,648 | 10 | 370 | 19 | 1,143 | 6 | 66 | 4 |
| 9 | 375 | 3 | 49 | 1 | (D) | 2 | (D) | 17 | 517 | 4 | 211 | 2 | (D) | 14 | 459 | 2 | (D) | 5 |
| 30 | 5,563 | 31 | 3,091 | 28 | 3,238 | 35 | 9,187 | 96 | 4,881 | 15 | 4,519 | 25 | 1,817 | 61 | 3,351 | 19 | 206 | 6 |
| 23 | 5,170 | 30 | (D) | 26 | (D) | 34 | (D) | 71 | 3,850 | 11 | (D) | 19 | 1,533 | 53 | 2,558 | 17 | (D) | 7 |
| 7 | 393 | 1 | (D) | 2 | (D) | 1 | (D) | 25 | 1,031 | 4 | (D) | 6 | 284 | 8 | 793 | 2 | (D) | 8 |
| 2 | (D) | 8 | 452 | 8 | 525 | 7 | 1,737 | 21 | 1,358 | 3 | 177 | 3 | 301 | 10 | (D) | 4 | 32 | 9 |
| 2 | (D) | 7 | (D) | 8 | 525 | 7 | 1,737 | 14 | 1,099 | 3 | 177 | 3 | 301 | 8 | 405 | 4 | (D) | 10 |
| ... | ... | 1 | (D) | ... | ... | ... | ... | 7 | 259 | ... | ... | ... | ... | 2 | (D) | 2 | (D) | 11 |
| 18 | 1,177 | 32 | 1,561 | 23 | 1,905 | 37 | 6,851 | 83 | 4,807 | 25 | 3,580 | 18 | 1,590 | 75 | 2,648 | 26 | 415 | 12 |
| 9 | 589 | 7 | 473 | 11 | 993 | 11 | 2,503 | 12 | 802 | 6 | 722 | 3 | 480 | 27 | 1,040 | 10 | 154 | 13 |
| 2 | (D) | 13 | 755 | 7 | (D) | 15 | 3,023 | 30 | 1,523 | 8 | 1,153 | 8 | 576 | 20 | 619 | 3 | 55 | 14 |
| 4 | (D) | 6 | 166 | 2 | (D) | 6 | 845 | 12 | 631 | 4 | 321 | 3 | 274 | 8 | 404 | 6 | 44 | 15 |
| 3 | 86 | 6 | 167 | 3 | 14 | 5 | 480 | 29 | 1,851 | 7 | 1,384 | 4 | 260 | 20 | 385 | 7 | 162 | 16 |
| 71 | 15,053 | 253 | 20,402 | 161 | 15,667 | 108 | 41,394 | 197 | 12,117 | 93 | 15,735 | 75 | 8,821 | 384 | 17,353 | 111 | 3,592 | 17 |
| 4 | 159 | 7 | 135 | 8 | 534 | 1 | (D) | 10 | 536 | 3 | 272 | 4 | 258 | 15 | 669 | 2 | (D) | 18 |
| 32 | 12,597 | 170 | 15,106 | 94 | 10,931 | 64 | 25,839 | 94 | 6,075 | 55 | 10,379 | 37 | 4,660 | 236 | 10,838 | 60 | 2,121 | 19 |
| 2 | (D) | ... | (D) | 1 | (D) | 4 | (D) | 10 | 577 | 2 | (D) | 1 | (D) | 5 | 217 | 2 | (D) | 20 |
| 17 | 1,550 | 47 | 3,877 | 41 | 2,956 | 18 | 8,816 | 36 | 1,912 | 13 | 2,563 | 12 | 2,038 | 71 | 3,335 | 33 | 971 | 21 |
| 5 | 190 | 18 | 1,029 | 10 | 592 | 11 | 2,858 | 13 | 1,054 | 7 | 1,392 | 7 | 493 | 25 | 1,208 | 7 | 383 | 22 |
| 11 | (D) | 11 | (D) | 7 | (D) | 10 | 1,121 | 34 | 1,963 | 10 | (D) | 14 | (D) | 32 | 1,086 | 7 | 91 | 23 |
| 8 | 608 | 4 | 184 | 5 | 159 | 5 | (D) | 25 | 720 | 3 | (D) | 4 | 274 | 12 | 1,303 | 4 | 24 | 24 |
| 7 | 295 | 2 | (D) | 6 | (D) | 8 | 1,116 | 14 | 554 | 5 | 304 | 2 | (D) | 22 | 312 | 2 | (D) | 25 |
| 9 | 196 | 3 | 80 | 1 | (D) | 9 | 364 | 29 | 1,137 | 12 | 512 | 4 | 213 | 8 | 329 | 2 | (D) | 26 |
| 8 | 401 | 5 | 179 | 3 | 173 | 8 | 2,594 | 28 | 1,361 | 7 | 383 | 5 | 379 | 13 | 135 | 5 | 98 | 27 |
| 3 | 212 | 4 | (D) | 2 | (D) | 6 | (D) | 13 | 656 | 4 | (D) | 4 | (D) | 8 | 70 | 2 | (D) | 28 |
| 5 | 189 | 1 | (D) | 1 | (D) | 2 | (D) | 15 | 705 | 3 | (D) | 1 | (D) | 5 | 65 | 3 | (D) | 29 |
| 10 | 635 | 11 | 533 | 10 | 355 | 5 | 667 | 15 | 1,221 | 13 | 1,430 | 4 | 446 | 25 | 1,397 | 4 | 42 | 30 |
| 9 | 1,096 | 13 | 755 | 10 | 1,159 | 15 | 3,406 | 38 | 2,036 | 10 | 913 | 7 | 354 | 32 | 1,308 | 5 | 43 | 31 |
| 6 | 1,004 | 13 | 755 | 10 | 1,159 | 14 | (D) | 32 | 1,655 | 10 | 913 | 7 | 354 | 27 | (D) | 4 | (D) | 32 |
| 3 | 92 | ... | ... | ... | ... | 1 | (D) | 6 | 381 | ... | ... | ... | ... | 5 | (D) | 1 | (D) | 33 |
| 217 | 85,012 | 1,001 | 97,709 | 524 | 56,859 | 350 | 182,422 | 712 | 50,959 | 331 | 68,880 | 371 | 35,647 | 1,298 | 66,718 | 545 | 16,638 | 34 |
| 14 | 1,820 | 89 | 6,992 | 36 | 3,571 | 8 | 11,107 | 20 | 2,288 | 19 | (D) | 24 | 1,824 | 79 | (D) | 18 | 198 | 35 |
| 10 | 1,033 | 16 | 587 | 30 | 2,216 | 5 | 265 | 29 | 1,986 | 22 | 3,670 | 11 | 1,051 | 45 | 2,064 | 29 | 598 | 36 |
| 5 | 928 | 13 | 432 | 12 | 726 | 13 | 5,045 | 20 | 1,139 | 9 | 1,920 | 4 | 745 | 23 | 1,785 | 4 | 52 | 37 |
| 111 | 76,282 | 410 | 50,669 | 338 | 38,803 | 287 | 143,109 | 417 | 28,550 | 181 | 31,500 | 213 | 18,437 | 760 | 38,669 | 390 | 13,625 | 38 |
| 28 | 2,380 | 367 | 34,879 | 50 | 3,541 | 10 | 4,335 | 39 | 3,993 | 19 | 1,458 | 57 | 6,825 | 247 | 10,720 | 53 | 774 | 39 |
| 2 | (D) | 4 | 329 | 2 | (D) | 3 | (D) | 7 | 511 | 3 | (D) | 2 | (D) | 12 | 427 | 2 | (D) | 40 |
| 4 | (D) | 9 | 309 | 6 | 78 | 3 | (D) | 14 | 1,408 | 1 | (D) | 8 | 598 | 12 | 336 | 5 | 48 | 41 |
| 7 | 596 | 20 | 880 | 20 | 5,667 | 3 | (D) | 26 | 1,986 | 21 | 2,634 | 11 | 1,075 | 30 | (D) | 14 | 206 | 42 |
| 6 | 162 | 8 | 162 | 4 | (D) | ... | ... | 12 | 620 | 6 | 451 | 4 | 412 | 3 | (D) | 2 | (D) | 43 |
| 1 | (D) | 1 | 81 | 3 | 95 | 1 | (D) | 4 | 251 | ... | ... | 2 | (D) | 2 | (D) | 2 | (D) | 44 |
| 5 | 324 | 21 | 668 | 9 | 1,027 | 5 | 216 | 6 | 490 | 9 | 622 | 3 | (D) | 13 | (D) | 6 | 42 | 45 |
| 3 | 169 | ... | (D) | ... | ... | 1 | (D) | 8 | 376 | 2 | (D) | 2 | (D) | 2 | (D) | 2 | (D) | 46 |
| 21 | 982 | 39 | (D) | 14 | 831 | 11 | (D) | 110 | 7,362 | 39 | 6,833 | 30 | 3,329 | 70 | 4,918 | 18 | 1,015 | 47 |
| 2 | (D) | 7 | 369 | 4 | 253 | 8 | 1,765 | 13 | 466 | 6 | 794 | 2 | (D) | 24 | 1,414 | 2 | (D) | 48 |
| 2 | (D) | 7 | 369 | 4 | 253 | 8 | 1,765 | 11 | (D) | 6 | 794 | 2 | (D) | 22 | (D) | 2 | (D) | 49 |
| ... | ... | ... | ... | ... | ... | ... | ... | 2 | (D) | ... | ... | ... | ... | 2 | (D) | ... | ... | 50 |
| 4 | 137 | 2 | (D) | 5 | 176 | 2 | (D) | 4 | 346 | 1 | (D) | 3 | (D) | 7 | 112 | 2 | (D) | 51 |
| 149 | 38,989 | 229 | 27,970 | 178 | 22,837 | 147 | 103,276 | 386 | 23,395 | 132 | 22,982 | 170 | 15,180 | 513 | 41,060 | 186 | 6,722 | 52 |
| 115 | 36,786 | 213 | 27,267 | 155 | 21,033 | 140 | 98,333 | 291 | 17,146 | 100 | (D) | 139 | 11,943 | 442 | 36,171 | 185 | (D) | 53 |
| 4 | 365 | 6 | 306 | 4 | 219 | 1 | (D) | 11 | 788 | 2 | (D) | 6 | 493 | 14 | 558 | ... | ... | 54 |
| 30 | 1,838 | 10 | 397 | 19 | 1,585 | 6 | (D) | 84 | 5,461 | 30 | 4,528 | 25 | 2,744 | 57 | 4,331 | 1 | (D) | 55 |
| 31 | 11,893 | 92 | 9,766 | 56 | 7,637 | 62 | 29,048 | 117 | 7,852 | 39 | 6,668 | 31 | 3,852 | 159 | 8,819 | 57 | 1,303 | 56 |
| 18 | 10,734 | 81 | 9,354 | 48 | 6,249 | 45 | 27,290 | 74 | 4,536 | 23 | 3,915 | 23 | 2,907 | 123 | 7,396 | 42 | 826 | 57 |
| 13 | 1,159 | 11 | 412 | 8 | 1,388 | 17 | 1,758 | 43 | 3,316 | 16 | 2,753 | 8 | 945 | 36 | 1,423 | 15 | 477 | 58 |
| 1 | (D) | 1 | (D) | ... | ... | 3 | 239 | 19 | 675 | 4 | 279 | 3 | 234 | 6 | (D) | ... | ... | 59 |
| 5 | 314 | 2 | (D) | 1 | (D) | 3 | 382 | 6 | 391 | 10 | 347 | 3 | 149 | 8 | 143 | 5 | 24 | 60 |
| 5 | 314 | 2 | (D) | 1 | (D) | 3 | 382 | 5 | (D) | 6 | 270 | 2 | (D) | 7 | (D) | 3 | (D) | 61 |
| ... | ... | ... | ... | ... | ... | ... | ... | 4 | (D) | 4 | 77 | 1 | (D) | 1 | (D) | 2 | (D) | 62 |
| 24 | 2,163 | 23 | 1,023 | 14 | 1,051 | 12 | 3,923 | 43 | 1,789 | 11 | 3,092 | 7 | 629 | 19 | 1,150 | 11 | 177 | 63 |
| 9 | 321 | 6 | 263 | 4 | (D) | 2 | (D) | 9 | 491 | 3 | 682 | 2 | (D) | 3 | 33 | ... | ... | 64 |
| 5 | 506 | 14 | 695 | 9 | 701 | 5 | 1,649 | 22 | 842 | 5 | 625 | 4 | 390 | 14 | (D) | 9 | (D) | 65 |
| 10 | 1,336 | 3 | 65 | 1 | (D) | 5 | (D) | 12 | 456 | 3 | 1,785 | 1 | (D) | 2 | (D) | 2 | (D) | 66 |
| 1 | (D) | ... | ... | ... | ... | 2 | (D) | 1 | (D) | 2 | (D) | ... | ... | 8 | 627 | ... | ... | 67 |
| 5 | 180 | ... | ... | ... | ... | ... | ... | 8 | 371 | 2 | (D) | 1 | (D) | 3 | 129 | ... | ... | 68 |
| 8 | 313 | 6 | 426 | 7 | 455 | 7 | 1,462 | 15 | 623 | 4 | 469 | 6 | 250 | 11 | 426 | 3 | 16 | 69 |
| 3 | 221 | 6 | 426 | 6 | (D) | 6 | (D) | 7 | 462 | 3 | (D) | 5 | (D) | 9 | (D) | 3 | 16 | 70 |
| 5 | 92 | ... | ... | 1 | (D) | 1 | (D) | 8 | 161 | 1 | (D) | 1 | (D) | 2 | (D) | ... | ... | 71 |

RETAIL TRADE — AREA STATISTICS

Table 102. RETAIL TRADE: 1954 — COUNTIES;
Total Retail — Establishments, Sales, Payroll, and Personnel;

| Line No. | County and city | Total | | | | | | | Kind-of-business group | | | | |
|----------|--------------------------|----------------|--------------|---------------------------|-----------------------------|--------------------------------|--|---------------|---|----------------|----------|-------------------------|--------|
| | | Establishments | | Sales | | Payroll, entire year (\$1,000) | Paid employees, workweek ended nearest Nov. 15 | | Proprietors (unincorporated businesses only) (Number) | Food stores | | Eating, drinking places | |
| | | Total | With payroll | Total, all establishments | Establishments with payroll | | Total | Full workweek | | Establishments | Sales | Establishments | Sales |
| | | (Number) | (Number) | (\$1,000) | (\$1,000) | (Number) | (Number) | (Number) | (Number) | (\$1,000) | (Number) | (\$1,000) | |
| 1 | Hamilton County..... | 93 | 47 | 4,551 | 3,743 | 270 | 168 | 131 | 100 | 23 | 1,493 | 17 | 199 |
| 2 | Hardee County..... | 133 | 81 | 10,211 | 9,271 | 695 | 341 | 290 | 143 | 21 | 2,281 | 17 | 452 |
| 3 | Wauchope..... | 95 | 63 | 8,225 | 7,647 | 602 | 307 | 259 | 94 | 13 | 1,766 | 12 | 346 |
| 4 | Remainder of County..... | 40 | 18 | 1,986 | 1,624 | 93 | 34 | 31 | 49 | 8 | 515 | 5 | 106 |
| 5 | Hendry County..... | 84 | 62 | 8,060 | 7,786 | 688 | 274 | 242 | 83 | 14 | 1,655 | 20 | 653 |
| 6 | Hernando County..... | 97 | 55 | 6,683 | 5,849 | 501 | 237 | 207 | 106 | 14 | 1,553 | 18 | 338 |
| 7 | Highlands County..... | 227 | 139 | 16,396 | 14,938 | 1,306 | 591 | 526 | 229 | 48 | 4,359 | 33 | 779 |
| 8 | Avon Park..... | 77 | 47 | 5,892 | 5,524 | 459 | 222 | 200 | 73 | 16 | 1,779 | 12 | 165 |
| 9 | Sebring..... | 116 | 70 | 8,516 | 7,732 | 701 | 293 | 265 | 122 | 24 | 2,189 | 15 | 344 |
| 10 | Remainder of County..... | 34 | 22 | 1,988 | 1,682 | 146 | 76 | 61 | 34 | 8 | 391 | 6 | 270 |
| 11 | Hillsborough County..... | 3,409 | 1,957 | 321,112 | 297,530 | 32,517 | 14,582 | 12,624 | 3,592 | 748 | 73,703 | 636 | 26,245 |
| 12 | Plant City..... | 201 | 131 | 17,793 | 16,207 | 1,473 | 697 | 603 | 205 | 47 | 5,411 | 31 | 610 |
| 13 | Tampa..... | 2,948 | 1,704 | 290,650 | 270,768 | 30,389 | 13,530 | 11,734 | 3,086 | 626 | 63,991 | 550 | 24,227 |
| 14 | Remainder of County..... | 260 | 122 | 12,669 | 10,555 | 655 | 355 | 287 | 301 | 75 | 4,301 | 55 | 1,408 |
| 15 | Holmes County..... | 97 | 41 | 4,196 | 3,210 | 244 | 149 | 118 | 94 | 45 | 1,505 | 14 | 183 |
| 16 | Indian River County..... | 221 | 145 | 18,660 | 17,486 | 1,619 | 709 | 612 | 210 | 37 | 4,107 | 40 | 1,755 |
| 17 | Vero Beach..... | 149 | 117 | 16,271 | 15,719 | 1,474 | 645 | 559 | 139 | 16 | 3,484 | 25 | 1,413 |
| 18 | Remainder of County..... | 72 | 28 | 2,389 | 1,767 | 145 | 64 | 53 | 71 | 21 | 623 | 15 | 342 |
| 19 | Jackson County..... | 325 | 183 | 22,080 | 19,218 | 1,663 | 849 | 703 | 340 | 105 | 5,124 | 43 | 332 |
| 20 | Marianna..... | 148 | 94 | 13,939 | 12,693 | 1,144 | 574 | 475 | 144 | 29 | 2,837 | 22 | 475 |
| 21 | Remainder of County..... | 177 | 89 | 8,141 | 6,535 | 519 | 275 | 228 | 196 | 66 | 2,287 | 21 | 357 |
| 22 | Jefferson County..... | 91 | 49 | 5,395 | 4,671 | 363 | 191 | 148 | 94 | 29 | 1,391 | 3 | 107 |
| 23 | Lafayette County..... | 41 | 19 | 2,112 | 1,620 | 102 | 71 | 58 | 45 | 15 | 436 | 1 | (D) |
| 24 | Lake County..... | 592 | 322 | 43,128 | 37,860 | 3,619 | 1,532 | 1,332 | 635 | 107 | 10,862 | 82 | 2,626 |
| 25 | Eustis..... | 88 | 56 | 7,992 | 7,618 | 714 | 290 | 256 | 90 | 13 | 2,109 | 14 | 446 |
| 26 | Leesburg..... | 181 | 109 | 18,058 | 16,258 | 1,576 | 648 | 600 | 190 | 26 | 3,514 | 24 | 857 |
| 27 | Mount Dora..... | 79 | 45 | 5,006 | 4,280 | 379 | 172 | 144 | 89 | 12 | 1,335 | 11 | 345 |
| 28 | Remainder of County..... | 244 | 112 | 12,072 | 9,704 | 950 | 422 | 332 | 266 | 56 | 3,904 | 33 | 978 |
| 29 | Lee County..... | 494 | 286 | 44,653 | 40,879 | 4,279 | 1,641 | 1,515 | 513 | 85 | 10,451 | 84 | 2,874 |
| 30 | Fort Myers..... | 374 | 222 | 39,160 | 36,488 | 3,954 | 1,484 | 1,370 | 372 | 58 | 8,559 | 51 | 2,219 |
| 31 | Remainder of County..... | 120 | 64 | 5,493 | 4,391 | 325 | 157 | 145 | 141 | 27 | 1,892 | 33 | 655 |
| 32 | Leon County..... | 521 | 339 | 58,267 | 54,903 | 5,783 | 2,604 | 2,293 | 523 | 108 | 11,001 | 74 | 3,576 |
| 33 | Tallahassee..... | 490 | 312 | 55,663 | 52,401 | 5,588 | 2,496 | 2,191 | 493 | 101 | 10,603 | 66 | 3,188 |
| 34 | Remainder of County..... | 31 | 27 | 2,604 | 2,502 | 195 | 108 | 102 | 30 | 7 | 398 | 8 | 388 |
| 35 | Levy County..... | 164 | 80 | 8,636 | 7,244 | 459 | 260 | 230 | 169 | 48 | 1,697 | 19 | 517 |
| 36 | Liberty County..... | 21 | 11 | 1,448 | 1,166 | 76 | 33 | 33 | 22 | 4 | 767 | 1 | (D) |
| 37 | Madison County..... | 147 | 83 | 9,016 | 7,736 | 709 | 405 | 315 | 143 | 48 | 2,208 | 15 | 320 |
| 38 | Madison..... | 105 | 67 | 7,630 | 6,846 | 634 | 358 | 276 | 100 | 31 | 1,709 | 10 | 176 |
| 39 | Remainder of County..... | 42 | 16 | 1,386 | 890 | 75 | 47 | 39 | 43 | 17 | 499 | 5 | 144 |
| 40 | Manatee County..... | 567 | 349 | 44,440 | 40,050 | 3,697 | 1,717 | 1,525 | 655 | 114 | 12,098 | 101 | 2,367 |
| 41 | Bradenton..... | 324 | 202 | 32,616 | 30,190 | 2,867 | 1,310 | 1,173 | 370 | 52 | 8,174 | 46 | 1,300 |
| 42 | Palmetto..... | 95 | 57 | 6,026 | 4,918 | 447 | 205 | 175 | 106 | 22 | 1,797 | 14 | 363 |
| 43 | Remainder of County..... | 148 | 90 | 5,798 | 4,942 | 383 | 202 | 177 | 179 | 40 | 2,127 | 41 | 704 |
| 44 | Marion County..... | 533 | 321 | 45,574 | 41,880 | 4,533 | 2,008 | 1,780 | 533 | 130 | 8,777 | 89 | 3,857 |
| 45 | Ocala..... | 277 | 183 | 32,831 | 31,401 | 3,540 | 1,501 | 1,345 | 260 | 51 | 5,546 | 35 | 1,900 |
| 46 | Remainder of County..... | 256 | 138 | 12,743 | 10,479 | 993 | 507 | 435 | 273 | 79 | 3,231 | 54 | 1,957 |
| 47 | Martin County..... | 171 | 97 | 10,195 | 8,939 | 828 | 392 | 342 | 175 | 32 | 3,136 | 38 | 1,106 |
| 48 | Stuart..... | 89 | 59 | 7,702 | 7,702 | 656 | 282 | 242 | 84 | 8 | 2,410 | 23 | 639 |
| 49 | Remainder of County..... | 82 | 38 | 2,493 | 1,737 | 192 | 110 | 104 | 91 | 24 | 726 | 15 | 467 |
| 50 | Monroe County..... | 467 | 293 | 33,139 | 29,105 | 3,020 | 1,472 | 1,260 | 497 | 73 | 8,410 | 154 | 6,322 |
| 51 | Key West..... | 317 | 217 | 26,742 | 24,002 | 2,444 | 1,196 | 1,018 | 329 | 52 | 7,200 | 98 | 4,406 |
| 52 | Remainder of County..... | 150 | 76 | 6,397 | 5,103 | 576 | 276 | 242 | 168 | 21 | 1,210 | 56 | 1,916 |
| 53 | Nassau County..... | 157 | 103 | 10,566 | 9,776 | 853 | 426 | 376 | 162 | 16 | 1,791 | 38 | 1,251 |
| 54 | Fernandina Beach..... | 74 | 50 | 5,665 | 5,383 | 545 | 228 | 206 | 70 | 8 | 990 | 15 | 327 |
| 55 | Remainder of County..... | 83 | 53 | 4,901 | 4,393 | 308 | 198 | 170 | 92 | 8 | 801 | 23 | 924 |
| 56 | Okaloosa County..... | 323 | 215 | 27,268 | 24,974 | 2,395 | 1,035 | 919 | 333 | 78 | 5,509 | 57 | 2,717 |
| 57 | Crestview..... | 103 | 65 | 9,934 | 9,102 | 864 | 356 | 311 | 99 | 23 | 2,167 | 16 | 446 |
| 58 | Remainder of County..... | 220 | 150 | 17,334 | 15,872 | 1,531 | 679 | 608 | 234 | 55 | 3,342 | 41 | 2,271 |
| 59 | Okeechobee County..... | 54 | 32 | 3,749 | 3,197 | 283 | 111 | 103 | 60 | 11 | 1,110 | 9 | 238 |
| 60 | Orange County..... | 1,896 | 1,224 | 215,294 | 202,842 | 22,963 | 9,165 | 8,030 | 1,929 | 324 | 42,671 | 316 | 14,026 |
| 61 | Orlando..... | 1,262 | 780 | 165,199 | 156,399 | 18,767 | 7,225 | 6,392 | 1,273 | 193 | 25,452 | 208 | 9,478 |
| 62 | Winter Garden..... | 86 | 60 | 7,4237 | 6,687 | 583 | 270 | 222 | 88 | 21 | 2,442 | 14 | 316 |
| 63 | Winter Park..... | 178 | 138 | 17,528 | 16,768 | 1,597 | 721 | 605 | 168 | 22 | 5,708 | 18 | 1,411 |
| 64 | Remainder of County..... | 370 | 246 | 25,330 | 22,988 | 2,016 | 949 | 811 | 400 | 88 | 9,069 | 76 | 2,821 |
| 65 | Osceola County..... | 216 | 118 | 12,983 | 11,263 | 918 | 483 | 405 | 231 | 52 | 3,742 | 34 | 1,277 |
| 66 | Kissimmee..... | 114 | 68 | 7,932 | 7,172 | 614 | 319 | 268 | 125 | 29 | 2,550 | 17 | 553 |
| 67 | St. Cloud..... | 75 | 35 | 3,438 | 2,756 | 208 | 110 | 85 | 79 | 19 | 1,100 | 11 | 239 |
| 68 | Remainder of County..... | 27 | 15 | 1,613 | 1,335 | 96 | 54 | 52 | 27 | 4 | 92 | 6 | 485 |

Standard Notes: (D) Withheld to avoid disclosure. (NA) Not available. XXX Not applicable. (Z) Less than \$500. ... Represents zero.

CITIES OF 2,500 INHABITANTS OR MORE — Continued

Kind-of-Business Group — Establishments and Sales

| Kind-of-business group—Continued | | | | | | | | | | | | | | | | | | |
|----------------------------------|-----------------|-----------------------------|-----------------|--|-----------------|----------------------|-----------------|---------------------------|-----------------|---|-----------------|---------------------------------|-----------------|-------------------------|-----------------|-------------------------|-----------------|----------|
| General merchandise group | | Apparel, accessories stores | | Furniture, home furnishings, appliance dealers | | Automotive group | | Gasoline service stations | | Lumber, bldg. mats., hardware, farm equipment dealers | | Drug stores, proprietary stores | | Other retail stores | | Nonstore retailers | | Line No. |
| Establishments (Number) | Sales (\$1,000) | Establishments (Number) | Sales (\$1,000) | Establishments (Number) | Sales (\$1,000) | Establishments (No.) | Sales (\$1,000) | Establishments (Number) | Sales (\$1,000) | Establishments (Number) | Sales (\$1,000) | Establishments (No.) | Sales (\$1,000) | Establishments (Number) | Sales (\$1,000) | Establishments (Number) | Sales (\$1,000) | |
| 11 | 571 | 2 | (D) | 4 | (D) | 4 | (D) | 13 | 726 | 5 | 518 | 3 | 136 | 10 | 358 | 1 | (D) | 1 |
| 5 | 839 | 3 | 272 | 3 | 344 | 11 | 2,459 | 35 | 881 | 7 | 1,065 | 7 | 280 | 18 | 1,310 | 6 | 28 | 2 |
| 2 | (D) | 3 | 272 | 3 | 344 | 9 | (D) | 21 | 647 | 6 | (D) | 4 | 242 | 14 | (D) | 6 | 28 | 3 |
| 3 | (D) | ... | ... | ... | ... | 2 | (D) | 14 | 234 | 1 | (D) | 3 | 38 | 4 | (D) | ... | ... | 4 |
| 4 | 417 | 2 | (D) | 4 | 186 | 8 | 1,875 | 11 | 940 | 5 | 1,704 | 5 | 190 | 2 | (D) | 9 | 163 | 5 |
| 5 | 314 | ... | (D) | 1 | (D) | 7 | 1,949 | 28 | 1,322 | 4 | 450 | 5 | 221 | 13 | 412 | 2 | (D) | 6 |
| 8 | 487 | 15 | 767 | 16 | 969 | 19 | 4,074 | 31 | 1,729 | 12 | 1,472 | 7 | 492 | 31 | 1,146 | 7 | 122 | 7 |
| 3 | 195 | 2 | (D) | 6 | 398 | 3 | (D) | 12 | 665 | 7 | (D) | 1 | (D) | 12 | 476 | 3 | (D) | 8 |
| 3 | (D) | 11 | 538 | 10 | 571 | 14 | 2,521 | 11 | 647 | 4 | 761 | 5 | (D) | 16 | 559 | 3 | 42 | 9 |
| 2 | (D) | 2 | (D) | ... | ... | 2 | (D) | 8 | 417 | 1 | (D) | 1 | (D) | 3 | 111 | 1 | (D) | 10 |
| 114 | 36,151 | 170 | 17,654 | 208 | 16,480 | 173 | 64,279 | 378 | 18,940 | 170 | 19,241 | 128 | 12,157 | 470 | 29,706 | 214 | 6,547 | 11 |
| 96 | 758 | 16 | (D) | 16 | 1,122 | 13 | (D) | 27 | 1,285 | 14 | 1,552 | 7 | (D) | 21 | 1,961 | 5 | 64 | 12 |
| 14 | 34,373 | 153 | 16,382 | 187 | 15,175 | 158 | 60,853 | 310 | 16,513 | 144 | 17,301 | 119 | 11,472 | 413 | 24,216 | 192 | 6,147 | 13 |
| 3 | 1,020 | 1 | (D) | 5 | 192 | 2 | (D) | 41 | 1,142 | 12 | 388 | 2 | (D) | 36 | 3,529 | 17 | 336 | 14 |
| 9 | 734 | 19 | 817 | 19 | 965 | 11 | 2,924 | 31 | 1,823 | 13 | 1,814 | 9 | 677 | 28 | 2,740 | 5 | 301 | 16 |
| 3 | 568 | 17 | (D) | 15 | 942 | 11 | 2,924 | 21 | 1,445 | 10 | 1,774 | 7 | (D) | 21 | 2,247 | 3 | (D) | 17 |
| 6 | 166 | 2 | (D) | 4 | 26 | ... | ... | 10 | 378 | 3 | 40 | 2 | (D) | 7 | 493 | 2 | (D) | 18 |
| 29 | 2,931 | 13 | 1,002 | 14 | 945 | 20 | 5,249 | 44 | 1,583 | 17 | 2,548 | 7 | 533 | 21 | 1,209 | 12 | 124 | 19 |
| 6 | 1,137 | 10 | 831 | 8 | 762 | 13 | 4,133 | 14 | 584 | 11 | 1,702 | 4 | (D) | 16 | (D) | 5 | 31 | 20 |
| 23 | 1,794 | 3 | 171 | 6 | 183 | 7 | 1,116 | 30 | 999 | 6 | 846 | 3 | (D) | 5 | (D) | 7 | 93 | 21 |
| 12 | 435 | 6 | 262 | 5 | 447 | 4 | 1,129 | 15 | 650 | 4 | 714 | 2 | (D) | 7 | (D) | 4 | 16 | 22 |
| 2 | (D) | 1 | (D) | 1 | (D) | 2 | (D) | 3 | 185 | 2 | (D) | 2 | (D) | 12 | 420 | ... | ... | 23 |
| 31 | 2,434 | 38 | 1,906 | 27 | 1,663 | 39 | 4,835 | 89 | 3,449 | 23 | 3,874 | 18 | 1,413 | 115 | 5,793 | 23 | 273 | 24 |
| 4 | (D) | 6 | 410 | 6 | 450 | 8 | 2,347 | 10 | 354 | 4 | 505 | 4 | 352 | 17 | 828 | 2 | (D) | 25 |
| 10 | 1,121 | 12 | 875 | 7 | 634 | 21 | 5,253 | 22 | 869 | 8 | 1,575 | 4 | 470 | 39 | 2,816 | 8 | 74 | 26 |
| 1 | (D) | 10 | 415 | ... | ... | 1 | (D) | 17 | 475 | 4 | (D) | 2 | (D) | 17 | 4,183 | 4 | 101 | 27 |
| 16 | 1,063 | 10 | 206 | 14 | 579 | 9 | (D) | 40 | 1,751 | 7 | (D) | 8 | (D) | 42 | 966 | 9 | (D) | 28 |
| 25 | 4,989 | 33 | 2,320 | 28 | 2,023 | 28 | 7,869 | 58 | 2,917 | 33 | 5,437 | 20 | 1,537 | 83 | 3,749 | 17 | 487 | 29 |
| 17 | 3,947 | 28 | 2,210 | 26 | (D) | 23 | 7,722 | 45 | 2,429 | 24 | 4,997 | 16 | 1,271 | 70 | 3,347 | 16 | (D) | 30 |
| 8 | 1,042 | 5 | 110 | 2 | (D) | 5 | 147 | 13 | 488 | 9 | 440 | 4 | 266 | 13 | 402 | 1 | (D) | 31 |
| 16 | 3,917 | 59 | 5,727 | 26 | 2,540 | 32 | 9,971 | 74 | 5,578 | 31 | 8,844 | 12 | 1,255 | 63 | 5,288 | 26 | 570 | 32 |
| 13 | 3,767 | 59 | 5,727 | 25 | (D) | 32 | 9,971 | 68 | 4,928 | 29 | (D) | 12 | 1,255 | 61 | (D) | 24 | (D) | 33 |
| 3 | 150 | ... | ... | 1 | (D) | ... | ... | 6 | 650 | 2 | (D) | ... | ... | 2 | (D) | 2 | (D) | 34 |
| 12 | 546 | 5 | 157 | 11 | 497 | 6 | 2,432 | 23 | 1,556 | 8 | 387 | 10 | 218 | 11 | 533 | 11 | 96 | 35 |
| 3 | 98 | ... | ... | 1 | (D) | ... | ... | 5 | 199 | 1 | (D) | ... | ... | 4 | 321 | 2 | (D) | 36 |
| 9 | 458 | 13 | 673 | 8 | 644 | 5 | 1,585 | 15 | 534 | 11 | 1,653 | 3 | 197 | 9 | 446 | 11 | 298 | 37 |
| 6 | (D) | 10 | 611 | 7 | (D) | 5 | 1,585 | 10 | 322 | 8 | 1,527 | 3 | 197 | 9 | 446 | 6 | (D) | 38 |
| 3 | (D) | 3 | 62 | 1 | (D) | ... | ... | 5 | 212 | 3 | 126 | ... | ... | ... | ... | 5 | (D) | 39 |
| 28 | 3,683 | 35 | 2,199 | 38 | 2,760 | 37 | 9,127 | 56 | 2,910 | 36 | 4,621 | 27 | 1,418 | 70 | 2,930 | 25 | 327 | 40 |
| 14 | 3,195 | 31 | 2,073 | 28 | 2,390 | 27 | 8,100 | 37 | 1,907 | 17 | 2,789 | 14 | 982 | 38 | 1,495 | 20 | 223 | 41 |
| 7 | 204 | 1 | (D) | 5 | (D) | 5 | 552 | 8 | 443 | 13 | 1,273 | 3 | (D) | 15 | 892 | 2 | (D) | 42 |
| 7 | 296 | 3 | (D) | 5 | (D) | 5 | 475 | 11 | 560 | 6 | 559 | 10 | (D) | 17 | 543 | 3 | (D) | 43 |
| 31 | 2,908 | 36 | 3,129 | 23 | 1,869 | 23 | 7,885 | 83 | 4,009 | 26 | 6,484 | 14 | 1,165 | 62 | 4,848 | 16 | 643 | 44 |
| 12 | 1,774 | 31 | 2,852 | 17 | (D) | 19 | 6,959 | 44 | 2,073 | 14 | 5,407 | 9 | 949 | 34 | 3,861 | 11 | (D) | 45 |
| 19 | 1,134 | 5 | 277 | 6 | (D) | 4 | 926 | 39 | 1,936 | 12 | 1,077 | 5 | 216 | 28 | 987 | 5 | (D) | 46 |
| 4 | 171 | 8 | 362 | 7 | 248 | 11 | 1,878 | 31 | 1,019 | 15 | 1,253 | 6 | 675 | 15 | 321 | 4 | 26 | 47 |
| 3 | (D) | 7 | (D) | 5 | (D) | 10 | (D) | 12 | 590 | 5 | 602 | 3 | 623 | 11 | 263 | 2 | (D) | 48 |
| 1 | (D) | 1 | (D) | 2 | (D) | 1 | (D) | 19 | 429 | 10 | 651 | 3 | 52 | 4 | 58 | 2 | (D) | 49 |
| 15 | 1,903 | 35 | 2,677 | 25 | 1,532 | 26 | 4,262 | 35 | 2,841 | 17 | 1,885 | 16 | 1,227 | 60 | 1,703 | 11 | 377 | 50 |
| 9 | 1,709 | 33 | (D) | 20 | 1,387 | 19 | 4,034 | 15 | 1,525 | 12 | 1,415 | 12 | 708 | 36 | (D) | 11 | 377 | 51 |
| 6 | 194 | 2 | (D) | 5 | 145 | 7 | 228 | 20 | 1,316 | 5 | 470 | 4 | 519 | 24 | (D) | ... | ... | 52 |
| 11 | 1,022 | 6 | 225 | 4 | 279 | 7 | 1,965 | 35 | 2,260 | 6 | 911 | 5 | 167 | 26 | 677 | 3 | 18 | 53 |
| 7 | 707 | 6 | 225 | 4 | 279 | 6 | (D) | 6 | 385 | 4 | (D) | 3 | (D) | 14 | 203 | 1 | (D) | 54 |
| 4 | 315 | ... | ... | ... | ... | 1 | (D) | 29 | 1,875 | 2 | (D) | 2 | (D) | 12 | 474 | 2 | (D) | 55 |
| 18 | 1,608 | 24 | 1,233 | 17 | 1,315 | 26 | 8,790 | 42 | 2,373 | 16 | 1,876 | 7 | 724 | 33 | 908 | 5 | 215 | 56 |
| 3 | 461 | 8 | 506 | 9 | 691 | 12 | 3,808 | 13 | 670 | 5 | 669 | 3 | 291 | 9 | (D) | 2 | (D) | 57 |
| 15 | 1,147 | 16 | 727 | 8 | 624 | 14 | 4,985 | 29 | 1,703 | 11 | 1,207 | 4 | 433 | 24 | (D) | 3 | (D) | 58 |
| 2 | (D) | 2 | (D) | 4 | 291 | 5 | 1,016 | 5 | 382 | 5 | 52 | 1 | (D) | 8 | 396 | 2 | (D) | 59 |
| 70 | 19,857 | 142 | 13,338 | 132 | 11,609 | 122 | 41,450 | 237 | 15,354 | 100 | 18,376 | 73 | 6,347 | 290 | 16,042 | 90 | 16,224 | 60 |
| 48 | 18,784 | 115 | 12,323 | 100 | 9,909 | 93 | 37,972 | 123 | 6,892 | 64 | 12,240 | 53 | 4,490 | 206 | 12,072 | 59 | 15,587 | 61 |
| 4 | 245 | 5 | 228 | 2 | (D) | 4 | (D) | 10 | 629 | 4 | 531 | 3 | 263 | 11 | 518 | 8 | 307 | 62 |
| 6 | 273 | 14 | 569 | 17 | 1,079 | 3 | 343 | 49 | 4,708 | 11 | 1,146 | 6 | 851 | 24 | 1,302 | 8 | 138 | 63 |
| 12 | 555 | 8 | 218 | 13 | (D) | 22 | (D) | 55 | 3,125 | 21 | 4,459 | 11 | 743 | 49 | 2,150 | 15 | 192 | 64 |
| 8 | 440 | 14 | 827 | 9 | 1,052 | 13 | 2,071 | 35 | 1,461 | 11 | 556 | 6 | 397 | 28 | 1,045 | 5 | 115 | 65 |
| 2 | (D) | 12 | (D) | 4 | 815 | 8 | 1,032 | 17 | 701 | 4 | (D) | 3 | (D) | 15 | 575 | 3 | 61 | 66 |
| 4 | 80 | 2 | (D) | 5 | 237 | 5 | 1,039 | 9 | 240 | 5 | 201 | 3 | (D) | 10 | 98 | 2 | (D) | 67 |
| 2 | (D) | ... | ... | ... | ... | ... | ... | 9 | 520 | 2 | (D) | ... | ... | 3 | 372 | 1 | (D) | 68 |

RETAIL TRADE—AREA STATISTICS

Table 102. RETAIL TRADE: 1954 — COUNTIES;
Total Retail — Establishments, Sales, Payroll, and Personnel;

| Line No. | County and city | Total | | | | | | | Kind-of-business group | | | | |
|----------|--------------------------|----------------|-----------------------|-------------------------------------|---------------------------------------|--------------------------------|--|------------------------|---|-------------------------|-----------------|-------------------------|-----------------|
| | | Establishments | | Sales | | Payroll, entire year (\$1,000) | Paid employees, workweek ended nearest Nov. 15 | | Proprietors (unincorporated businesses only) (Number) | Food stores | | Eating, drinking places | |
| | | Total (Number) | With payroll (Number) | Total, all establishments (\$1,000) | Establishments with payroll (\$1,000) | | Total (Number) | Full workweek (Number) | | Establishments (Number) | Sales (\$1,000) | Establishments (Number) | Sales (\$1,000) |
| 1 | Palm Beach County..... | 2,123 | 1,389 | 198,461 | 185,595 | 21,711 | 8,492 | 7,527 | 2,078 | 259 | 42,257 | 433 | 17,950 |
| 2 | Belle Glade..... | 116 | 80 | 10,945 | 10,121 | 941 | 385 | 341 | 119 | 23 | 2,638 | 12 | 397 |
| 3 | Bornton Beach..... | 60 | 38 | 4,263 | 3,943 | 391 | 163 | 147 | 58 | 10 | 1,059 | 14 | 555 |
| 4 | Delray Beach..... | 187 | 131 | 17,944 | 17,176 | 1,692 | 568 | 524 | 177 | 21 | 4,235 | 34 | 1,806 |
| 5 | Lake Worth..... | 250 | 148 | 16,008 | 14,470 | 1,459 | 639 | 528 | 276 | 33 | 6,304 | 49 | 1,468 |
| 6 | Pahokee..... | 79 | 35 | 5,560 | 4,722 | 438 | 149 | 134 | 74 | 15 | 724 | 9 | 210 |
| 7 | Palm Beach..... | 246 | 166 | 18,248 | 16,942 | 2,793 | 881 | 831 | 223 | 20 | 1,685 | 39 | 2,318 |
| 8 | Riviera Beach..... | 113 | 65 | 7,200 | 6,186 | 661 | 299 | 266 | 119 | 13 | 2,506 | 30 | 1,287 |
| 9 | West Palm Beach..... | 821 | 553 | 105,146 | 100,522 | 11,918 | 4,710 | 4,191 | 787 | 73 | 20,349 | 173 | 7,119 |
| 10 | Remainder of County..... | 251 | 173 | 13,147 | 11,513 | 1,418 | 698 | 565 | 245 | 51 | 2,757 | 73 | 2,790 |
| 11 | Pasco County..... | 327 | 177 | 20,064 | 17,658 | 1,671 | 803 | 646 | 352 | 65 | 5,298 | 73 | 1,642 |
| 12 | Dade City..... | 107 | 73 | 11,513 | 10,791 | 1,102 | 474 | 395 | 127 | 15 | 2,856 | 24 | 576 |
| 13 | Remainder of County..... | 220 | 104 | 8,551 | 6,867 | 569 | 329 | 251 | 225 | 50 | 2,442 | 49 | 1,066 |
| 14 | Pinellas County..... | 2,797 | 1,763 | 288,859 | 272,191 | 30,536 | 13,340 | 11,729 | 3,039 | 441 | 55,942 | 606 | 25,379 |
| 15 | Clearwater..... | 496 | 308 | 53,616 | 50,850 | 5,268 | 2,108 | 1,942 | 513 | 78 | 11,339 | 78 | 3,771 |
| 16 | Dunedin..... | 57 | 33 | 4,922 | 4,500 | 300 | 129 | 115 | 67 | 8 | 1,236 | 5 | 201 |
| 17 | Gulfport..... | 37 | 25 | 1,042 | 918 | 79 | 38 | 31 | 42 | 7 | 373 | 12 | 250 |
| 18 | Pinellas Park..... | 40 | 24 | 1,548 | 1,296 | 95 | 54 | 45 | 60 | 4 | 278 | 13 | 305 |
| 19 | St. Petersburg..... | 1,624 | 1,026 | 199,357 | 189,361 | 22,157 | 9,776 | 8,521 | 1,741 | 236 | 33,723 | 347 | 15,069 |
| 20 | Tarpon Springs..... | 109 | 67 | 6,448 | 5,806 | 528 | 256 | 214 | 119 | 16 | 1,921 | 23 | 505 |
| 21 | Remainder of County..... | 434 | 280 | 21,896 | 19,460 | 2,109 | 979 | 861 | 497 | 92 | 7,072 | 128 | 5,278 |
| 22 | Polk County..... | 1,602 | 1,026 | 147,395 | 135,993 | 13,702 | 6,086 | 5,191 | 1,666 | 353 | 38,097 | 238 | 7,596 |
| 23 | Auburndale..... | 66 | 46 | 4,287 | 3,881 | 314 | 170 | 136 | 70 | 11 | 1,604 | 11 | 241 |
| 24 | Bartow..... | 141 | 95 | 14,334 | 13,380 | 1,249 | 554 | 487 | 149 | 28 | 4,956 | 23 | 552 |
| 25 | Fort Meade..... | 54 | 30 | 2,861 | 2,329 | 171 | 75 | 61 | 61 | 11 | 847 | 8 | 118 |
| 26 | Haines City..... | 109 | 55 | 7,611 | 6,817 | 532 | 270 | 220 | 121 | 34 | 2,623 | 12 | 395 |
| 27 | Lake Wales..... | 125 | 85 | 11,264 | 10,594 | 1,100 | 406 | 345 | 130 | 29 | 3,096 | 17 | 402 |
| 28 | Lakeland..... | 564 | 352 | 60,986 | 56,662 | 5,798 | 2,656 | 2,249 | 570 | 110 | 13,726 | 68 | 2,366 |
| 29 | Winter Haven..... | 250 | 170 | 27,578 | 26,014 | 2,766 | 1,111 | 958 | 256 | 41 | 6,070 | 35 | 1,546 |
| 30 | Remainder of County..... | 293 | 193 | 18,474 | 16,316 | 1,772 | 844 | 735 | 309 | 89 | 5,575 | 64 | 1,976 |
| 31 | Putnam County..... | 315 | 185 | 24,079 | 21,555 | 1,876 | 875 | 742 | 314 | 78 | 5,641 | 59 | 1,502 |
| 32 | Palatka..... | 205 | 139 | 19,846 | 18,528 | 1,632 | 733 | 630 | 188 | 47 | 4,060 | 35 | 900 |
| 33 | Remainder of County..... | 110 | 46 | 4,233 | 3,027 | 244 | 142 | 112 | 126 | 31 | 1,581 | 24 | 602 |
| 34 | St. Johns County..... | 427 | 243 | 25,441 | 22,457 | 2,056 | 984 | 889 | 462 | 77 | 5,950 | 101 | 3,050 |
| 35 | St. Augustine..... | 344 | 192 | 21,863 | 19,347 | 1,825 | 865 | 784 | 377 | 55 | 4,940 | 81 | 2,295 |
| 36 | Remainder of County..... | 83 | 51 | 3,578 | 3,110 | 230 | 119 | 105 | 85 | 22 | 1,010 | 20 | 755 |
| 37 | St. Lucie County..... | 358 | 216 | 30,708 | 28,186 | 2,998 | 1,311 | 1,129 | 361 | 73 | 7,806 | 59 | 2,202 |
| 38 | Fort Pierce..... | 333 | 193 | 29,444 | (D) | 2,794 | 1,201 | 1,033 | 331 | 68 | 7,623 | 53 | 1,966 |
| 39 | Remainder of County..... | 25 | 23 | 1,264 | (D) | 204 | 110 | 96 | 30 | 5 | 183 | 6 | 236 |
| 40 | Santa Rosa County..... | 160 | 70 | 9,043 | 7,295 | 614 | 310 | 272 | 175 | 57 | 3,105 | 21 | 842 |
| 41 | Sarasota County..... | 696 | 446 | 62,042 | 58,134 | 6,243 | 2,569 | 2,304 | 741 | 95 | 13,940 | 143 | 6,347 |
| 42 | Sarasota..... | 523 | 339 | 52,728 | 49,894 | 5,372 | 2,175 | 1,974 | 548 | 67 | 11,573 | 95 | 4,754 |
| 43 | Remainder of County..... | 173 | 107 | 9,314 | 8,240 | 871 | 394 | 330 | 193 | 28 | 2,367 | 48 | 1,593 |
| 44 | Jeminole County..... | 336 | 170 | 23,466 | 20,698 | 1,969 | 977 | 833 | 360 | 95 | 6,720 | 52 | 1,148 |
| 45 | Sanford..... | 231 | 123 | 18,693 | 16,797 | 1,629 | 734 | 613 | 241 | 61 | 5,630 | 28 | 701 |
| 46 | Remainder of County..... | 105 | 47 | 4,773 | 3,901 | 340 | 243 | 220 | 119 | 34 | 1,090 | 24 | 447 |
| 47 | Sumter County..... | 138 | 66 | 7,576 | 6,262 | 451 | 225 | 190 | 147 | 29 | 1,914 | 23 | 409 |
| 48 | Suwannee County..... | 172 | 102 | 12,317 | 10,983 | 901 | 492 | 432 | 174 | 44 | 2,291 | 22 | 384 |
| 49 | Live Oak..... | 131 | 79 | 10,533 | 9,637 | 792 | 423 | 375 | 125 | 33 | 1,887 | 17 | 302 |
| 50 | Remainder of County..... | 41 | 23 | 1,784 | 1,346 | 109 | 69 | 57 | 49 | 11 | 404 | 5 | 82 |
| 51 | Taylor County..... | 155 | 95 | 11,834 | 10,862 | 849 | 467 | 371 | 154 | 45 | 3,481 | 29 | 1,252 |
| 52 | Perry..... | 109 | 67 | 8,891 | 8,185 | 657 | 356 | 270 | 108 | 34 | 2,438 | 12 | 897 |
| 53 | Remainder of County..... | 46 | 28 | 2,943 | 2,677 | 192 | 111 | 101 | 46 | 11 | 1,043 | 17 | 355 |
| 54 | Union County..... | 46 | 22 | 2,220 | 1,490 | 115 | 58 | 42 | 46 | 9 | 674 | 5 | 82 |
| 55 | Volusia County..... | 1,436 | 862 | 107,043 | 97,523 | 10,973 | 4,604 | 4,022 | 1,478 | 254 | 22,208 | 312 | 12,774 |
| 56 | Daytona Beach..... | 688 | 454 | 62,686 | 58,748 | 7,394 | 2,970 | 2,617 | 663 | 99 | 10,982 | 143 | 7,488 |
| 57 | De Land..... | 193 | 119 | 16,239 | 15,127 | 1,458 | 647 | 535 | 200 | 36 | 4,091 | 28 | 777 |
| 58 | Holly Hill..... | 62 | 26 | 3,043 | 2,491 | 216 | 108 | 89 | 65 | 14 | 256 | 10 | 529 |
| 59 | New Smyrna Beach..... | 157 | 89 | 9,608 | 8,630 | 784 | 353 | 323 | 165 | 27 | 2,559 | 34 | 992 |
| 60 | Ormond..... | 63 | 41 | 4,224 | 3,922 | 304 | 124 | 104 | 72 | 4 | 978 | 16 | 408 |
| 61 | Remainder of County..... | 273 | 133 | 11,243 | 8,605 | 817 | 402 | 354 | 313 | 74 | 3,342 | 81 | 2,580 |
| 62 | Wakulla County..... | 50 | 14 | 1,283 | 807 | 54 | 35 | 31 | 51 | 26 | 639 | 7 | 164 |
| 63 | Walton County..... | 144 | 70 | 10,636 | 9,582 | 809 | 342 | 298 | 143 | 42 | 1,995 | 36 | 597 |
| 64 | Le Flunk Springs..... | 88 | 54 | 8,710 | 8,310 | 739 | 293 | 260 | 80 | 20 | 1,282 | 21 | 300 |
| 65 | Remainder of County..... | 56 | 16 | 1,926 | 1,272 | 70 | 49 | 38 | 63 | 22 | 713 | 15 | 297 |
| 66 | Washington County..... | 94 | 52 | 4,398 | 3,452 | 258 | 160 | 122 | 108 | 28 | 1,204 | 12 | 159 |
| 67 | Chilley..... | 81 | 43 | 3,716 | 2,830 | 224 | 141 | 103 | 92 | 24 | 1,018 | 9 | (D) |
| 68 | Remainder of County..... | 13 | 9 | 682 | 622 | 34 | 19 | 19 | 16 | 4 | 186 | 3 | (D) |

Standard Notes: (D) Withheld to avoid disclosure. (NA) Not available. XXX Not applicable. (Z) Less than \$500. . . . Represents zero.

RETAIL TRADE—AREA STATISTICS

Table 102A. RETAIL TRADE: 1948¹— COUNTIES; CITIES OF 2,500 INHABITANTS OR MORE

Establishments and Sales

| County and city | Establishments, 1948 (Number) | Sales, 1948 (\$1,000) | County and city | Establishments, 1948 (Number) | Sales, 1948 (\$1,000) | County and city | Establishments, 1948 (Number) | Sales, 1948 (\$1,000) |
|--------------------------|----------------------------------|--------------------------|--------------------------|----------------------------------|--------------------------|--------------------------|----------------------------------|--------------------------|
| Florida, total..... | 32,513 | 2,326,682 | Hardee County..... | 128 | 6,685 | Osceola County..... | 188 | 7,913 |
| Alachua County..... | 565 | 39,276 | Wauchula..... | 80 | 4,935 | Kissimmee..... | 88 | 4,531 |
| Gainesville..... | 337 | 31,575 | Remainder of County..... | 48 | 1,750 | Remainder of County..... | 100 | 3,382 |
| Remainder of County..... | 228 | 7,701 | Hendry County..... | 75 | 5,266 | Palm Beach County..... | 1,780 | 128,286 |
| Baker County..... | 72 | 2,496 | Hernando County..... | 87 | 4,461 | Belle Glade..... | 107 | 6,643 |
| Bay County..... | 436 | 27,734 | Highlands County..... | 198 | 8,532 | Boynton Beach..... | 47 | 1,526 |
| Panama City..... | 292 | 23,865 | Avon Park..... | 69 | 2,863 | Delray Beach..... | 139 | 8,873 |
| Remainder of County..... | 144 | 3,869 | Sebring..... | 87 | 4,590 | Lake Worth..... | 175 | 10,569 |
| Bradford County..... | 108 | 5,635 | Remainder of County..... | 42 | 1,079 | Pahokee..... | 68 | 3,163 |
| Brevard County..... | 383 | 16,844 | Hillsborough County..... | 2,944 | 208,139 | Palm Beach..... | 179 | 11,297 |
| Cocoa..... | 92 | 4,898 | Plant City..... | 200 | 12,969 | Riviera Beach..... | 79 | 2,451 |
| Melbourne..... | 98 | 5,538 | Tampa..... | 1,883 | 159,669 | West Palm Beach..... | 770 | 78,362 |
| Remainder of County..... | 193 | 6,408 | Remainder of County..... | 861 | 35,501 | Remainder of County..... | 216 | 5,402 |
| Broward County..... | 1,330 | 94,336 | Holmes County..... | 107 | 3,058 | Pasco County..... | 276 | 10,078 |
| Dania..... | 83 | 3,516 | Indian River County..... | 178 | 8,927 | Dade City..... | 86 | 4,742 |
| Fort Lauderdale..... | 670 | 59,921 | Vero Beach..... | 118 | 7,495 | Remainder of County..... | 190 | 5,336 |
| Hollywood..... | 276 | 19,517 | Remainder of County..... | 60 | 1,432 | Pinellas County..... | 1,895 | 153,392 |
| Pompano Beach..... | 110 | 5,714 | Jackson County..... | 273 | 15,176 | Clearwater..... | 294 | 22,904 |
| Remainder of County..... | 191 | 5,668 | Marianna..... | 105 | 8,910 | Gulfport..... | 19 | 545 |
| Calhoun County..... | 75 | 3,328 | Remainder of County..... | 168 | 6,266 | St. Petersburg..... | 1,127 | 113,578 |
| Charlotte County..... | 72 | 2,960 | Jefferson County..... | 98 | 3,684 | Tarpon Springs..... | 100 | 4,076 |
| Citrus County..... | 111 | 3,677 | Lafayette County..... | 31 | 1,303 | Remainder of County..... | 355 | 12,289 |
| Clay County..... | 130 | 5,140 | Lake County..... | 461 | 23,578 | Polk County..... | 1,320 | 83,645 |
| Green Cove Springs..... | 62 | 2,925 | Eustis..... | 79 | 4,136 | Auburndale..... | 49 | 2,611 |
| Remainder of County..... | 68 | 2,215 | Leesburg..... | 131 | 9,802 | Bartow..... | 111 | 7,095 |
| Collier County..... | 63 | 2,414 | Remainder of County..... | 251 | 9,640 | Fort Meade..... | 45 | 1,795 |
| Columbia County..... | 202 | 11,441 | Lee County..... | 335 | 22,328 | Haines City..... | 87 | 3,524 |
| Lake City..... | 166 | 10,294 | Fort Myers..... | 240 | 20,065 | Lake Land..... | 109 | 5,599 |
| Remainder of County..... | 36 | 1,147 | Remainder of County..... | 95 | 2,263 | Lake Wales..... | 433 | 37,357 |
| Dade County..... | 6,456 | 576,990 | Leon County..... | 413 | 34,228 | Winter Haven..... | 168 | 14,325 |
| Coral Gables..... | 266 | 25,524 | Tallahassee..... | 344 | 32,252 | Remainder of County..... | 318 | 11,339 |
| Hialeah..... | 112 | 5,910 | Remainder of County..... | 69 | 1,976 | Putnam County..... | 315 | 16,405 |
| Homestead..... | 114 | 8,807 | Levy County..... | 170 | 4,610 | Palatha..... | 190 | 12,873 |
| Miami..... | 3,567 | 386,450 | Liberty County..... | 21 | 938 | Remainder of County..... | 125 | 3,532 |
| Miami Beach..... | 1,450 | 101,635 | Madison County..... | 123 | 4,791 | St. Johns County..... | 367 | 17,161 |
| Miami Shores..... | 42 | 5,853 | Madison..... | 78 | 3,820 | St. Augustine..... | 292 | 15,266 |
| North Miami..... | 61 | 2,425 | Remainder of County..... | 45 | 971 | Remainder of County..... | 75 | 1,895 |
| South Miami..... | 49 | 3,974 | Manatee County..... | 438 | 26,030 | St. Lucie County..... | 253 | 18,625 |
| Remainder of County..... | 795 | 36,412 | Brandenton..... | 225 | 18,529 | Fort Pierce..... | 225 | 17,692 |
| De Soto County..... | 106 | 5,765 | Palmetto..... | 67 | 3,727 | Remainder of County..... | 28 | 933 |
| Arcadia..... | 89 | 5,266 | Remainder of County..... | 146 | 3,774 | Santa Rosa County..... | 168 | 5,772 |
| Remainder of County..... | 17 | 499 | Marion County..... | 438 | 30,560 | Sarasota County..... | 456 | 32,229 |
| Dixie County..... | 61 | 2,103 | Ocala..... | 226 | 24,501 | Sarasota..... | 351 | 29,139 |
| Duval County..... | 2,944 | 271,750 | Remainder of County..... | 212 | 6,059 | Remainder of County..... | 105 | 3,090 |
| Jacksonville..... | 2,329 | 247,541 | Martin County..... | 122 | 5,427 | Seminole County..... | 300 | 17,628 |
| Jacksonville Beach..... | 89 | 4,821 | Stuart..... | 66 | 4,260 | Sanford..... | 203 | 15,636 |
| Remainder of County..... | 526 | 19,388 | Remainder of County..... | 56 | 1,167 | Remainder of County..... | 97 | 1,992 |
| Escambia County..... | 1,040 | 75,732 | Monroe County..... | 287 | 15,627 | Sumter County..... | 143 | 4,993 |
| Pensacola..... | 583 | 56,579 | Key West..... | 228 | 13,767 | Suwannee County..... | 165 | 8,780 |
| Remainder of County..... | 457 | 19,153 | Remainder of County..... | 59 | 1,860 | Live Oak..... | 100 | 6,927 |
| Flagler County..... | 50 | 1,599 | Nassau County..... | 135 | 7,053 | Remainder of County..... | 65 | 1,853 |
| Franklin County..... | 73 | 2,192 | Fernandina Beach..... | 50 | 4,182 | Taylor County..... | 129 | 6,638 |
| Apalachicola..... | 46 | 1,619 | Remainder of County..... | 85 | 2,871 | Perry..... | 75 | 5,066 |
| Remainder of County..... | 27 | 573 | Okaloosa County..... | 229 | 9,637 | Remainder of County..... | 54 | 1,572 |
| Gadsden County..... | 261 | 17,207 | Crestview..... | 71 | 4,370 | Union County..... | 50 | 1,664 |
| Chattahoochee..... | 43 | 2,277 | Remainder of County..... | 158 | 5,267 | Volusia County..... | 1,021 | 65,294 |
| Quincy..... | 113 | 10,131 | Okeechobee County..... | 48 | 2,340 | Daytona Beach..... | 515 | 40,119 |
| Remainder of County..... | 105 | 4,799 | Orange County..... | 1,291 | 106,171 | De Land..... | 149 | 11,775 |
| Gilchrist County..... | 34 | 1,669 | Orlando..... | 789 | 84,787 | New Smyrna Beach..... | 103 | 5,865 |
| Glades County..... | 28 | 1,203 | Winter Garden..... | 62 | 4,286 | Remainder of County..... | 254 | 7,535 |
| Gulf County..... | 92 | 3,835 | Winter Park..... | 109 | 6,558 | Wakulla County..... | 48 | 1,087 |
| Hamilton County..... | 88 | 3,300 | Remainder of County..... | 331 | 10,540 | Walton County..... | 122 | 6,771 |
| | | | | | | De Funiak Springs..... | 69 | 5,607 |
| | | | | | | Remainder of County..... | 53 | 1,164 |
| | | | | | | Washington County..... | 107 | 3,146 |
| | | | | | | Chipley..... | 60 | 2,313 |
| | | | | | | Remainder of County..... | 47 | 833 |

Standard Notes: (D) Withheld to avoid disclosure. (NA) Not available.

¹Data in this table differ from those which appeared in the publications of the 1948 Census of Retail Trade. For a description of the adjustments see Comparison of 1948 and 1954 Censuses in the Introduction.

Table 103. RETAIL TRADE: 1954 — STANDARD METROPOLITAN AREAS
Establishments, Sales, Payroll, and Personnel, by Kind of Business

| Standard metropolitan area and kind of business | Establishments | | Sales | | Payroll, entire year (\$1,000) | Payroll, workweek ended nearest Nov. 15 | | Paid employees, workweek ended nearest Nov. 15 | | Proprietors (unincorporated businesses only) ¹ (Number) |
|--|-----------------------------|-----------------------|-------------------------------------|---------------------------------------|--------------------------------|---|-------------------------|--|------------------------|--|
| | Total ¹ (Number) | With payroll (Number) | Total, all establishments (\$1,000) | Establishments with payroll (\$1,000) | | Total (Dollars) | Full workweek (Dollars) | Total (Number) | Full workweek (Number) | |
| JACKSONVILLE STANDARD METROPOLITAN AREA--Coextensive with Duval County, Fla. | | | | | | | | | | |
| Retail trade, total..... | 3,430 | 2,196 | 438,818 | 416,160 | 45,167 | 865,716 | 822,306 | 19,045 | 16,576 | 3,372 |
| Food Stores | | | | | | | | | | |
| Total..... | 782 | 318 | 108,494 | 98,758 | 6,335 | 119,678 | 107,519 | 3,102 | 2,366 | 825 |
| Grocery stores..... | 566 | 234 | 99,753 | 91,919 | 5,602 | 105,210 | 93,359 | 2,722 | 2,012 | 588 |
| Meat markets..... | 10 | 4 | 425 | 221 | 20 | 413 | 413 | 10 | 10 | 12 |
| Fish (seafood) markets..... | 28 | 20 | 1,137 | 1,031 | 86 | 1,532 | 1,487 | 49 | 44 | 30 |
| Fruit stores, vegetable markets..... | 34 | 8 | 759 | 305 | 31 | 604 | 570 | 15 | 12 | 38 |
| Candy, nut, confectionery stores..... | 84 | 16 | 1,379 | 687 | 69 | 1,507 | 1,446 | 48 | 44 | 93 |
| Bakery products stores..... | 28 | 20 | 1,057 | 995 | 276 | 5,316 | 5,206 | 129 | 119 | 31 |
| Bakeries, with baking on premises..... | (NA) | 19 | (NA) | (D) | (D) | (D) | (D) | (D) | (D) | (NA) |
| Bakeries, without baking on premises..... | (NA) | 1 | (NA) | (D) | (D) | (D) | (D) | (D) | (D) | (NA) |
| Delicatessen stores..... | 6 | 4 | 412 | 224 | 30 | 585 | 585 | 13 | 13 | 9 |
| Food stores, n.e.c..... | 24 | 12 | 3,572 | 3,376 | 221 | 4,505 | 4,453 | 116 | 112 | 24 |
| Eating, Drinking Places | | | | | | | | | | |
| Total..... | 558 | 440 | 27,913 | 26,265 | 4,857 | 98,020 | 93,099 | 3,332 | 3,027 | 637 |
| Eating places (except refreshment stands)..... | 364 | 288 | 19,533 | 18,401 | 3,858 | 76,660 | 73,748 | 2,715 | 2,516 | 421 |
| Restaurants, cafeterias..... | (NA) | 283 | (NA) | 17,816 | 3,681 | 73,772 | 70,905 | 2,631 | 2,434 | (NA) |
| Caterers..... | (NA) | 1 | (NA) | (D) | (D) | (D) | (D) | (D) | (D) | (NA) |
| In-plant food contractors..... | (NA) | 4 | (NA) | (D) | (D) | (D) | (D) | (D) | (D) | (NA) |
| Refreshment stands..... | 49 | 39 | 1,437 | 1,347 | 254 | 4,788 | 4,479 | 166 | 140 | 49 |
| Drinking places..... | 143 | 113 | 6,923 | 6,517 | 745 | 16,572 | 14,872 | 451 | 371 | 163 |
| General Merchandise Group | | | | | | | | | | |
| Total..... | 149 | 95 | 38,989 | 38,049 | 5,773 | 119,160 | 107,538 | 2,816 | 2,134 | 139 |
| Department stores..... | 4 | 4 | 25,062 | 25,062 | 4,182 | 87,623 | 80,963 | 1,704 | 1,406 | ... |
| Dry goods, general merchandise stores..... | 59 | 25 | 3,493 | (D) | 352 | 7,257 | 6,797 | 192 | 157 | 60 |
| General stores..... | 13 | 11 | 1,083 | (D) | 77 | 1,614 | 1,519 | 45 | 38 | 17 |
| Variety stores..... | 69 | 55 | 9,307 | 9,077 | 1,162 | 22,666 | 18,259 | 875 | 533 | 58 |
| Apparel, Accessories Stores | | | | | | | | | | |
| Total..... | 229 | 213 | 27,970 | 27,780 | 3,600 | 68,965 | 64,731 | 1,643 | 1,367 | 167 |
| Shoe stores..... | 53 | 53 | 5,065 | 5,065 | 652 | 11,256 | 9,860 | 262 | 168 | 22 |
| Men's shoe stores..... | 9 | 9 | 764 | 764 | 70 | 1,252 | 1,167 | 22 | 16 | 1 |
| Women's shoe stores..... | 16 | 16 | 2,107 | 2,107 | 309 | 5,307 | 4,810 | 129 | 81 | 1 |
| Children's, juveniles' shoe stores..... | 5 | 5 | 240 | 240 | 33 | 613 | 607 | 13 | 12 | 5 |
| Family shoe stores..... | 23 | 23 | 1,954 | 1,954 | 240 | 4,084 | 3,276 | 98 | 59 | 15 |
| Men's, boys' clothing and furnishings stores..... | (NA) | 39 | (NA) | 4,748 | 591 | 11,638 | 11,257 | 236 | 212 | (NA) |
| Men's, boys' clothing stores..... | (NA) | 28 | (NA) | 3,771 | 505 | 10,022 | 9,716 | 196 | 179 | (NA) |
| Men's, boys' furnishings stores..... | (NA) | 11 | (NA) | 977 | 86 | 1,616 | 1,541 | 40 | 33 | (NA) |
| Family clothing stores..... | (NA) | 22 | (NA) | 3,418 | 582 | 10,920 | 10,367 | 251 | 214 | (NA) |
| Women's clothing, specialty stores..... | 87 | 79 | 13,705 | 13,607 | 1,684 | 33,425 | 31,595 | 847 | 730 | 65 |
| Ready-to-wear stores..... | (NA) | 61 | (NA) | 10,418 | 1,277 | 23,898 | 22,666 | 673 | 593 | (NA) |
| Millinery stores..... | (NA) | 10 | (NA) | 706 | 141 | 2,771 | 2,587 | 56 | 48 | (NA) |
| Clothing, specialty stores, n.e.c..... | (NA) | 8 | (NA) | 2,483 | 266 | 6,756 | 6,342 | 118 | 89 | (NA) |
| Children's, infants' wear stores..... | 22 | 18 | 930 | (D) | (D) | (D) | (D) | (D) | (D) | (D) |
| Apparel stores, n.e.c..... | 2 | 2 | (D) | (D) | (D) | (D) | (D) | (D) | (D) | (D) |
| Furniture, Home Furnishings, Appliance Dealers | | | | | | | | | | |
| Total..... | 178 | 140 | 22,837 | 22,133 | 3,140 | 61,445 | 60,297 | 1,060 | 1,023 | 179 |
| Furniture, home furnishings stores..... | 114 | 90 | 17,936 | 17,648 | 2,467 | 49,104 | 48,173 | 857 | 831 | 120 |
| Furniture stores..... | (NA) | 64 | (NA) | 16,050 | 2,142 | 41,668 | 40,899 | 713 | 692 | (NA) |
| Floor covering stores..... | (NA) | 5 | (NA) | 462 | 54 | 1,279 | 1,279 | 22 | 22 | (NA) |
| Home furnishings stores, n.e.c., antique stores..... | (NA) | 21 | (NA) | 1,136 | 271 | 6,157 | 5,995 | 122 | 117 | (NA) |
| Household appliance, radio, TV stores..... | 62 | 50 | 4,885 | 4,485 | 673 | 12,341 | 12,124 | 203 | 192 | 57 |
| Household appliance stores..... | (NA) | 20 | (NA) | 2,092 | 320 | 5,589 | 5,574 | 91 | 88 | (NA) |
| Appliance, radio, TV stores..... | (NA) | 17 | (NA) | 1,749 | 198 | 4,338 | 4,185 | 69 | 63 | (NA) |
| Radio, TV stores..... | (NA) | 13 | (NA) | 644 | 155 | 2,414 | 2,365 | 43 | 41 | (NA) |
| Automotive Group | | | | | | | | | | |
| Total..... | 147 | 117 | 103,276 | 102,608 | 8,921 | 150,768 | 149,208 | 2,196 | 2,130 | 124 |
| Passenger car dealers (franchised)..... | 28 | 28 | 82,766 | 82,766 | 6,812 | 115,005 | 114,561 | 1,593 | 1,581 | 5 |
| Passenger car dealers (nonfranchised)..... | 62 | 40 | 9,498 | 9,016 | 620 | 8,993 | 8,797 | 150 | 140 | 71 |
| Tire, battery, accessory dealers..... | 31 | 31 | 8,381 | 8,367 | 1,223 | 22,394 | 21,524 | 389 | 349 | 24 |
| Motorcycle, aircraft, boat dealers..... | 20 | 16 | 2,000 | (D) | (D) | (D) | (D) | (D) | (D) | (D) |
| Household trailer dealers..... | 6 | 2 | 631 | (D) | (D) | (D) | (D) | (D) | (D) | (D) |
| Automotive dealers, n.e.c..... | ... | ... | ... | ... | ... | ... | ... | ... | ... | ... |
| Gasoline Service Stations | | | | | | | | | | |
| Total..... | 366 | 266 | 23,395 | 20,435 | 1,905 | 40,365 | 38,487 | 878 | 785 | 394 |
| Lumber, Bldg. Mads., Hardware, Farm Equipment Dealers | | | | | | | | | | |
| Total..... | 132 | 110 | 22,982 | 22,452 | 2,574 | 49,154 | 48,241 | 853 | 812 | 99 |
| Farm equipment dealers..... | 4 | 4 | 1,176 | 1,176 | 90 | 1,845 | 1,803 | 33 | 31 | 6 |
| Lumber, building materials dealers..... | 45 | 41 | 14,661 | 14,467 | 1,496 | 28,210 | 27,659 | 528 | 504 | 25 |
| Paint, glass, wallpaper stores..... | 14 | 10 | 926 | (D) | 123 | 2,375 | 2,275 | 37 | 34 | 8 |
| Plumbing, electrical supply stores..... | 13 | 11 | 1,199 | (D) | 237 | 4,154 | 4,154 | 60 | 60 | 12 |
| Hardware stores..... | 56 | 44 | 4,964 | 4,744 | 628 | 12,570 | 12,350 | 195 | 183 | 46 |
| Drug Stores, Proprietary Stores | | | | | | | | | | |
| Total..... | 170 | 124 | 15,180 | 14,214 | 2,249 | 40,623 | 39,642 | 976 | 908 | 163 |
| Drug stores..... | (NA) | 91 | (NA) | 2,867 | 2,136 | 38,556 | 37,640 | 900 | 842 | (NA) |
| Proprietary stores..... | (NA) | 33 | (NA) | 1,347 | 1,113 | 2,067 | 2,002 | 76 | 66 | (NA) |
| Other Retail Stores | | | | | | | | | | |
| Total..... | 513 | 347 | 41,060 | 38,096 | 4,565 | 90,553 | 87,407 | 1,752 | 1,604 | 456 |
| Liquor stores..... | 90 | 88 | 12,273 | (D) | 1,088 | 19,534 | 18,797 | 404 | 373 | 68 |
| Fuel, ice dealers..... | 74 | 30 | 6,232 | 5,620 | 841 | 18,623 | 17,905 | 304 | 285 | 67 |
| Fuel dealers (coal, wood)..... | (NA) | 2 | (NA) | (D) | (D) | (D) | (D) | (D) | (D) | (NA) |
| Liquefied petroleum gas dealers..... | (NA) | 9 | (NA) | 2,480 | 369 | 8,204 | 7,735 | 132 | 124 | (NA) |
| Fuel oil dealers..... | (NA) | 18 | (NA) | 3,121 | 471 | 10,399 | 10,150 | 167 | 156 | (NA) |
| Ice dealers..... | (NA) | 1 | (NA) | (D) | (D) | (D) | (D) | (D) | (D) | (NA) |
| Hay, grain, feed stores..... | 21 | 17 | 7,574 | 6,508 | 386 | 7,660 | 7,354 | 159 | 137 | 27 |
| Farm, garden supply stores..... | 10 | 10 | 621 | 621 | 82 | 1,723 | 1,703 | 38 | 36 | 9 |

Standard Notes: (D) Withheld to avoid disclosure. (NA) Not available. n.e.c. Not elsewhere classified. XXX Not applicable. (Z) Less than \$500. ... Represents zero.
¹ Group totals may include data for establishments without payroll which could not be classified by detailed kind of business.

RETAIL TRADE—AREA STATISTICS

Table 103. RETAIL TRADE: 1954 — STANDARD METROPOLITAN AREAS — Continued

Establishments, Sales, Payroll, and Personnel, by Kind of Business

| Standard metropolitan area and kind of business | Establishments | | Sales | | Payroll, entire year (\$1,000) | Payroll, workweek ended nearest Nov. 15 | | Paid employees, workweek ended nearest Nov. 15 | | Proprietors (unincorporated businesses only) ¹ (Number) |
|--|---|-----------------------|--|---------------------------------------|--------------------------------|---|-------------------------|--|------------------------|--|
| | Total ¹ (Number) | With payroll (Number) | Total, all establishments ¹ (\$1,000) | Establishments with payroll (\$1,000) | | Total (Dollars) | Full workweek (Dollars) | Total (Number) | Full workweek (Number) | |
| | JACKSONVILLE STANDARD METROPOLITAN AREA--Con. | | | | | | | | | |
| Other retail stores--Con. | | | | | | | | | | |
| Jewelry stores..... | 51 | 33 | 4,879 | 4,745 | 772 | 14,933 | 14,580 | 257 | 246 | 44 |
| Book stores..... | 5 | 3 | 102 | (D) | (D) | (D) | (D) | (D) | (D) | (D) |
| Stationery stores..... | 7 | 7 | 411 | 411 | 77 | 1,814 | 1,754 | 35 | 34 | 1 |
| Sporting goods stores..... | 15 | 9 | 1,176 | 1,054 | 151 | 2,991 | 2,943 | 46 | 42 | 15 |
| Bicycle stores..... | 2 | 2 | (D) | (D) | (D) | (D) | (D) | (D) | (D) | (D) |
| Florists..... | 30 | 26 | 1,075 | 1,045 | 184 | 3,617 | 3,446 | 95 | 76 | 38 |
| Cigar stores, stands..... | 11 | 3 | 163 | 95 | 61 | 120 | 120 | 3 | 3 | 10 |
| News dealers, newsstands..... | 4 | 4 | 313 | 313 | 19 | 697 | 667 | 35 | 31 | 2 |
| Gift, novelty, souvenir stores..... | 19 | 7 | 296 | 176 | 114 | 1,585 | 1,581 | 28 | 27 | 14 |
| Music stores..... | 16 | 12 | 947 | 879 | 98 | 2,793 | 2,793 | 50 | 50 | 4 |
| Camera, photographic supply stores..... | 9 | 7 | 598 | (D) | (D) | (D) | (D) | (D) | (D) | (D) |
| Luggage, leather goods stores..... | 1 | 1 | (D) | (D) | (D) | (D) | (D) | (D) | (D) | (D) |
| Optical goods stores..... | 12 | 10 | 463 | (D) | 107 | 1,974 | 1,927 | 26 | 23 | 9 |
| Office, store machine and equipment dealers..... | 2 | ... | (D) | ... | ... | ... | ... | ... | ... | (D) |
| Retail stores (except second-hand) n.e.c..... | 23 | 23 | 1,382 | 1,382 | 217 | 4,794 | 4,584 | 91 | 84 | 16 |
| Second-hand stores..... | 63 | 55 | 1,836 | 1,754 | 327 | 6,596 | 6,235 | 153 | 133 | 53 |
| Nonstore Retailers | | | | | | | | | | |
| Total..... | 186 | 26 | 6,722 | 5,370 | 1,248 | 26,985 | 26,137 | 437 | 420 | 189 |
| Mail order houses..... | 4 | ... | 62 | ... | ... | ... | ... | ... | ... | 4 |
| Direct selling (house-to-house) organizations..... | 166 | 18 | 6,051 | 4,863 | 1,197 | 26,052 | 25,204 | 422 | 405 | 172 |
| Merchandise vending machine operators..... | 14 | 8 | 609 | 507 | 51 | 933 | 933 | 15 | 15 | 13 |
| MIAMI STANDARD METROPOLITAN AREA--Coextensive with Dade County, Fla. | | | | | | | | | | |
| Retail trade, total..... | 8,351 | 5,403 | 989,054 | 934,542 | 111,131 | 2,139,357 | 2,049,912 | 42,533 | 38,116 | 8,401 |
| Food Stores | | | | | | | | | | |
| Total..... | 1,154 | 652 | 215,151 | 202,863 | 14,094 | 272,143 | 250,780 | 5,905 | 4,711 | 1,179 |
| Grocery stores..... | 713 | 389 | 193,665 | 184,573 | 12,024 | 231,577 | 211,788 | 5,069 | 3,949 | 704 |
| Meat markets..... | 97 | 55 | 8,167 | 7,171 | 611 | 11,108 | 10,815 | 179 | 168 | 109 |
| Fish (seafood) markets..... | 4C | 22 | 1,622 | 1,382 | 105 | 1,978 | 1,929 | 45 | 40 | 46 |
| Fruit stores, vegetable markets..... | 9E | 42 | 3,406 | 2,428 | 205 | 3,341 | 3,263 | 72 | 69 | 120 |
| Candy, nut, confectionery stores..... | 38 | 26 | 1,049 | 921 | 107 | 2,127 | 1,973 | 53 | 46 | 29 |
| Bakery products stores..... | 88 | 72 | 3,979 | 3,611 | 797 | 17,128 | 16,494 | 381 | 350 | 79 |
| Bakeries, with baking on premises..... | (NA) | 6 | (NA) | 3,451 | 778 | 16,533 | 15,899 | 362 | 331 | (NA) |
| Bakeries, without baking on premises..... | (NA) | 66 | (NA) | 160 | 19 | 595 | 595 | 19 | 19 | (NA) |
| Delicatessen stores..... | 26 | 22 | 1,617 | 1,561 | 120 | 2,242 | 2,154 | 49 | 43 | 39 |
| Food stores, n.e.c..... | 4E | 24 | 1,608 | 1,216 | 125 | 2,642 | 2,364 | 57 | 46 | 47 |
| Eating, Drinking Places | | | | | | | | | | |
| Total..... | 1,848 | 1,314 | 113,059 | 105,195 | 21,496 | 390,335 | 370,712 | 10,528 | 9,407 | 2,102 |
| Eating places (except refreshment stands)..... | 959 | 781 | 76,943 | 74,665 | 17,469 | 312,269 | 296,531 | 8,678 | 7,757 | 1,032 |
| Restaurants, cafeterias..... | (NA) | 763 | (NA) | 72,513 | 16,945 | 302,816 | 288,249 | 8,429 | 7,564 | (NA) |
| Caterers..... | (NA) | 15 | (NA) | 1,905 | 461 | 8,401 | 7,371 | 208 | 157 | (NA) |
| In-plant food contractors..... | (NA) | 3 | (NA) | 245 | 63 | 1,052 | 911 | 41 | 36 | (NA) |
| Refreshment stands..... | 142 | 88 | 3,994 | 3,498 | 564 | 10,430 | 9,108 | 276 | 206 | 147 |
| Drinking places..... | 741 | 445 | 32,042 | 27,034 | 3,463 | 67,636 | 65,073 | 1,574 | 1,444 | 917 |
| General Merchandise Group | | | | | | | | | | |
| Total..... | 217 | 157 | 85,012 | 83,882 | 14,950 | 328,733 | 313,484 | 6,999 | 6,180 | 188 |
| Department stores..... | 8 | 8 | 55,791 | 55,791 | 10,912 | 254,188 | 245,822 | 4,903 | 4,553 | ... |
| Dry goods, general merchandise stores..... | 113 | 83 | 9,591 | 8,937 | 1,195 | 21,220 | 20,694 | 409 | 377 | 113 |
| General stores..... | 16 | 8 | 961 | 835 | 63 | 954 | 929 | 26 | 24 | 18 |
| Variety stores..... | 78 | 58 | 18,641 | 18,319 | 2,780 | 52,371 | 46,039 | 1,661 | 1,226 | 55 |
| Apparel, Accessories Stores | | | | | | | | | | |
| Total..... | 1,001 | 801 | 97,709 | 93,807 | 12,450 | 216,914 | 209,164 | 4,099 | 3,728 | 815 |
| Shoe stores..... | 177 | 145 | 16,988 | 16,586 | 2,230 | 37,637 | 36,051 | 624 | 544 | 94 |
| Men's shoe stores..... | (NA) | 22 | (NA) | 2,476 | 298 | 5,179 | 5,076 | 59 | 56 | (NA) |
| Women's shoe stores..... | (NA) | 58 | (NA) | 8,762 | 1,234 | 21,329 | 20,778 | 354 | 323 | (NA) |
| Children's, juveniles' shoe stores..... | (NA) | 12 | (NA) | 542 | 47 | 620 | 597 | 15 | 13 | (NA) |
| Family shoe stores..... | (NA) | 53 | (NA) | 4,806 | 651 | 10,509 | 9,600 | 196 | 152 | (NA) |
| Men's, boys' clothing and furnishings stores..... | (NA) | 177 | (NA) | 19,057 | 2,506 | 40,311 | 39,282 | 615 | 569 | (NA) |
| Men's, boys' clothing stores..... | (NA) | 117 | (NA) | 13,405 | 1,705 | 29,448 | 28,496 | 434 | 395 | (NA) |
| Men's, boys' furnishings stores..... | (NA) | 60 | (NA) | 5,652 | 801 | 10,863 | 10,786 | 181 | 174 | (NA) |
| Family clothing stores..... | (NA) | 34 | (NA) | 11,861 | 1,892 | 33,465 | 32,884 | 618 | 587 | (NA) |
| Women's clothing, specialty stores..... | (NA) | 422 | 42,707 | 41,479 | 5,181 | 93,617 | 89,445 | 1,993 | 1,796 | 353 |
| Ready-to-wear stores..... | (NA) | 292 | (NA) | 34,339 | 4,243 | 77,341 | 73,718 | 1,637 | 1,470 | (NA) |
| Millinery stores..... | (NA) | 6 | (NA) | 332 | 61 | 1,185 | 1,140 | 28 | 24 | (NA) |
| Clothing, specialty stores, n.e.c..... | (NA) | 66 | (NA) | 6,808 | 877 | 15,091 | 14,587 | 328 | 302 | (NA) |
| Children's, infants' wear stores..... | (NA) | 72 | 3,590 | 3,338 | 354 | 6,707 | 6,530 | 152 | 140 | 83 |
| Apparel stores, n.e.c..... | (NA) | 31 | 23 | 1,590 | 1,486 | 287 | 5,177 | 4,972 | 97 | 92 |
| Furniture, Home Furnishings, Appliance Dealers | | | | | | | | | | |
| Total..... | 524 | 370 | 56,859 | 54,579 | 8,426 | 176,279 | 168,843 | 2,845 | 2,650 | 474 |
| Furniture, home furnishings stores..... | 296 | 214 | 33,832 | 33,832 | 5,969 | 130,133 | 123,633 | 2,120 | 1,957 | 262 |
| Furniture stores..... | (NA) | 107 | (NA) | 18,517 | 2,703 | 55,910 | 54,702 | 860 | 807 | (NA) |
| Floor covering stores..... | (NA) | 22 | (NA) | 2,762 | 377 | 7,756 | 7,649 | 89 | 86 | (NA) |
| Home furnishings stores, n.e.c., antique stores..... | (NA) | 85 | (NA) | 12,553 | 2,889 | 66,467 | 61,282 | 1,171 | 1,064 | (NA) |
| Household appliance, radio, TV stores..... | 224 | 156 | 21,583 | 20,747 | 2,457 | 46,146 | 45,210 | 725 | 693 | 206 |
| Household appliance stores..... | (NA) | 65 | (NA) | 7,786 | 1,018 | 18,630 | 18,362 | 316 | 306 | (NA) |
| Appliance, radio, TV stores..... | (NA) | 45 | (NA) | 10,100 | 1,051 | 19,517 | 19,061 | 287 | 271 | (NA) |
| Radio, TV stores..... | (NA) | 46 | (NA) | 2,861 | 388 | 7,999 | 7,787 | 122 | 116 | (NA) |

Standard Notes: (D) Withheld to avoid disclosure. (NA) Not available. n.e.c. Not elsewhere classified. XXX Not applicable. (Z) Less than \$500. ... Represents zero.
¹ Group totals may include data for establishments without payroll which could not be classified by detailed kind of business.

Table 103. RETAIL TRADE: 1954 — STANDARD METROPOLITAN AREAS — Continued

Establishments, Sales, Payroll, and Personnel, by Kind of Business

| Standard metropolitan area and kind of business | Establishments | | Sales | | Payroll, entire year (\$1,000) | Payroll, workweek ended nearest Nov. 15 | | Paid employees, workweek ended nearest Nov. 15 | | Proprietors (unincorporated businesses only) (Number) |
|--|-----------------------------|-----------------------|--|---------------------------------------|--------------------------------|---|-------------------------|--|------------------------|---|
| | Total ¹ (Number) | With payroll (Number) | Total, all establishments ¹ (\$1,000) | Establishments with payroll (\$1,000) | | Total (Dollars) | Full workweek (Dollars) | Total (Number) | Full workweek (Number) | |
| MIAMI STANDARD METROPOLITAN AREA--Con. | | | | | | | | | | |
| Automotive Group | | | | | | | | | | |
| Total | 350 | 270 | 182,422 | 178,564 | 14,387 | 254,578 | 251,902 | 3,314 | 3,237 | 306 |
| Passenger car dealers (franchised) | 54 | 52 | 127,004 | (D) | 10,157 | 177,502 | 176,120 | 2,231 | 2,201 | 15 |
| Passenger car dealers (nonfranchised) | 132 | 86 | 37,315 | 33,909 | 2,056 | 36,315 | 35,874 | 463 | 455 | 160 |
| Tire, battery, accessory dealers | 96 | 84 | 9,968 | 9,880 | 1,503 | 28,531 | 27,930 | 442 | 409 | 59 |
| Motorcycle, aircraft, boat dealers | 43 | 29 | 4,281 | 4,135 | 515 | 9,116 | 8,912 | 128 | 124 | 31 |
| Household trailer dealers | 23 | 17 | (D) | (D) | (D) | (D) | (D) | (D) | (D) | (D) |
| Automotive dealers, n.e.c. | 2 | 2 | (D) | (D) | (D) | (D) | (D) | (D) | (D) | (D) |
| Gasoline Service Stations | | | | | | | | | | |
| Total | 712 | 554 | 50,959 | 45,945 | 4,601 | 94,666 | 89,770 | 1,821 | 1,639 | 864 |
| Lumber, Bldg. Mats., Hardware, Farm Equipment Dealers | | | | | | | | | | |
| Total | 331 | 239 | 68,880 | 67,220 | 6,259 | 119,775 | 118,235 | 1,735 | 1,681 | 245 |
| Farm equipment dealers | 5 | 5 | 4,391 | 4,391 | 565 | 10,363 | 10,363 | 136 | 136 | 2 |
| Lumber, building materials dealers | 97 | 87 | 49,445 | 49,303 | 3,841 | 71,268 | 70,090 | 1,010 | 975 | 42 |
| Paint, glass, wallpaper stores | 55 | 37 | 3,278 | 2,902 | 390 | 7,452 | 7,422 | 117 | 115 | 38 |
| Plumbing, electrical supply stores | 41 | 25 | 3,368 | 3,084 | 530 | 12,699 | 12,524 | 175 | 167 | 37 |
| Hardware stores | 133 | 85 | 8,398 | 7,540 | 933 | 17,993 | 17,836 | 297 | 288 | 126 |
| Drug Stores, Proprietary Stores | | | | | | | | | | |
| Total | 371 | 275 | 35,647 | 34,003 | 5,205 | 106,476 | 101,587 | 2,216 | 1,989 | 324 |
| Drug stores | (NA) | 209 | (NA) | 29,996 | 4,791 | 97,796 | 93,329 | 1,965 | 1,763 | (NA) |
| Proprietary stores | (NA) | 66 | (NA) | 4,007 | 414 | 8,680 | 8,258 | 251 | 226 | (NA) |
| Other Retail Stores | | | | | | | | | | |
| Total | 1,298 | 702 | 66,718 | 56,730 | 7,076 | 139,352 | 135,708 | 2,441 | 2,276 | 1,350 |
| Liquor stores | 189 | 125 | 16,497 | 13,763 | 1,017 | 18,800 | 18,390 | 369 | 349 | 211 |
| Fuel, ice dealers | 31 | 23 | 5,010 | 4,924 | 1,131 | 24,818 | 24,258 | 337 | 316 | 15 |
| Fuel dealers (coal, wood) | (NA) | 3 | (NA) | (D) | (D) | (D) | (D) | (D) | (D) | (NA) |
| Liquefied petroleum gas dealers | (NA) | 18 | (NA) | 4,189 | 1,051 | 23,247 | 22,852 | 312 | 298 | (NA) |
| Fuel oil dealers | (NA) | 2 | (NA) | (D) | (D) | (D) | (D) | (D) | (D) | (NA) |
| Ice dealers | (NA) | .. | (NA) | (D) | (D) | (D) | (D) | (D) | (D) | (NA) |
| Hay, grain, feed stores | 10 | 8 | 4,513 | (D) | 259 | 4,712 | 4,586 | 70 | 65 | 9 |
| Farm, garden supply stores | 53 | 35 | 3,975 | 3,783 | 463 | 8,738 | 8,431 | 151 | 134 | 53 |
| Jewelry stores | 132 | 76 | 6,634 | 6,004 | 806 | 16,408 | 16,142 | 250 | 244 | 129 |
| Book stores | 11 | 7 | 711 | 551 | 707 | 648 | 16 | 13 | 6 | |
| Stationery stores | 31 | 25 | 2,710 | 2,614 | 545 | 8,777 | 8,701 | 158 | 153 | 35 |
| Sporting goods stores | 69 | 31 | 3,010 | 2,398 | 219 | 4,252 | 4,204 | 76 | 73 | 78 |
| Bicycle stores | 22 | 8 | 451 | (D) | 25 | 514 | 425 | 16 | 11 | 26 |
| Florists | 77 | 53 | 2,145 | 1,909 | 407 | 9,449 | 9,277 | 206 | 195 | 77 |
| Cigar stores, stands | 65 | 21 | 1,501 | 819 | 55 | 1,362 | 1,218 | 39 | 29 | 80 |
| News dealers, newsstands | 43 | 23 | 1,372 | 972 | 74 | 1,344 | 1,226 | 46 | 39 | 53 |
| Gift, novelty, souvenir stores | 135 | 71 | 3,624 | 3,040 | 350 | 6,569 | 6,196 | 152 | 136 | 143 |
| Music stores | 35 | 19 | 2,083 | 1,801 | 236 | 4,555 | 4,468 | 66 | 61 | 34 |
| Camera, photographic supply stores | 39 | 21 | 2,168 | 1,710 | 222 | 4,243 | 4,193 | 73 | 70 | 35 |
| Luggage, leather goods stores | 11 | 11 | 435 | 427 | 42 | 702 | 642 | 19 | 14 | 17 |
| Optical goods stores | 21 | 13 | 522 | 434 | 107 | 2,277 | 2,255 | 28 | 27 | 11 |
| Office, store machine and equipment dealers | 13 | 9 | 814 | 780 | 161 | 2,978 | 2,897 | 42 | 40 | 12 |
| Retail stores (except second-hand) n.e.c. | 71 | 71 | 3,940 | 3,940 | 560 | 10,821 | 10,448 | 198 | 188 | 62 |
| Second-hand stores | 80 | 52 | 2,501 | 2,163 | 336 | 7,326 | 7,101 | 129 | 119 | 80 |
| Nonstore Retailers | | | | | | | | | | |
| Total | 545 | 69 | 16,638 | 11,754 | 2,187 | 40,106 | 39,727 | 630 | 618 | 554 |
| Mail order houses | 23 | 13 | 1,410 | 1,292 | 202 | 3,759 | 3,759 | 76 | 76 | 26 |
| Direct selling (house-to-house) organizations | 487 | 45 | 10,544 | 6,118 | 1,630 | 29,617 | 29,278 | 472 | 463 | 495 |
| Merchandise vending machine operators | 35 | 11 | 4,684 | 4,344 | 355 | 6,730 | 6,690 | 82 | 79 | 33 |

ORLANDO STANDARD METROPOLITAN AREA--Coextensive with Orange County, Fla.

| | | | | | | | | | | |
|---|-------|-------|---------|---------|--------|---------|---------|-------|-------|-------|
| Retail trade, total | 1,896 | 1,224 | 215,294 | 202,842 | 22,963 | 437,992 | 415,764 | 9,165 | 8,030 | 1,929 |
| Food Stores | | | | | | | | | | |
| Total | 324 | 154 | 42,671 | 38,295 | 2,111 | 39,625 | 35,599 | 978 | 727 | 371 |
| Grocery stores | 250 | 124 | 40,706 | 37,016 | 1,945 | 36,511 | 32,758 | 892 | 655 | 280 |
| Meat markets | 8 | 4 | 324 | 196 | 8 | 178 | 160 | 6 | 4 | 13 |
| Fish (seafood) markets | 3 | 1 | 87 | (D) | (D) | (D) | (D) | (D) | (D) | (D) |
| Fruit stores, vegetable markets | 26 | 6 | 537 | 223 | 14 | 247 | 189 | 6 | 4 | 28 |
| Candy, nut, confectionery stores | 6 | 4 | 187 | (D) | 26 | 350 | 287 | 11 | 8 | 6 |
| Bakery products stores | 20 | 12 | 550 | 490 | 192 | 2,026 | 1,996 | 52 | 50 | 25 |
| Bakeries, with baking on premises | (NA) | 10 | (NA) | (D) | (D) | (D) | (D) | (D) | (D) | (NA) |
| Bakeries, without baking on premises | (NA) | 2 | (NA) | (D) | (D) | (D) | (D) | (D) | (D) | (NA) |
| Delicatessen stores | .. | .. | .. | .. | .. | .. | .. | .. | .. | .. |
| Food stores, n.e.c. | 9 | 3 | 274 | (D) | (D) | (D) | (D) | (D) | (D) | (D) |
| Eating, Drinking Places | | | | | | | | | | |
| Total | 316 | 210 | 14,026 | 12,766 | 2,200 | 46,915 | 44,790 | 1,490 | 1,362 | 367 |
| Eating places (except refreshment stands) | 178 | 130 | 8,378 | 7,948 | 1,654 | 34,803 | 33,874 | 1,184 | 1,105 | 200 |
| Restaurants, cafeterias | (NA) | 126 | (NA) | 7,859 | 1,640 | 34,449 | 33,613 | 1,168 | 1,098 | (NA) |
| Caterers | (NA) | 1 | (NA) | (D) | (D) | (D) | (D) | (D) | (D) | (NA) |
| In-plant food contractors | (NA) | 3 | (NA) | (D) | (D) | (D) | (D) | (D) | (D) | (NA) |
| Refreshment stands | 33 | 19 | 653 | 517 | 79 | 1,578 | 1,151 | 60 | 42 | 36 |
| Drinking places | 105 | 61 | 4,993 | 4,301 | 467 | 10,734 | 9,765 | 246 | 215 | 131 |
| General Merchandise Group | | | | | | | | | | |
| Total | 70 | 50 | 19,857 | 19,613 | 2,931 | 63,390 | 59,811 | 1,378 | 1,154 | 58 |
| Department stores | 4 | 4 | 14,101 | 14,101 | 2,232 | 49,690 | 47,591 | 890 | 601 | .. |
| Dry goods, general merchandise stores | 23 | 17 | 1,005 | 927 | 113 | 2,292 | 2,249 | 60 | 55 | 19 |
| General stores | 9 | 5 | 497 | 443 | 25 | 481 | 471 | 10 | 9 | 11 |
| Variety stores | 34 | 24 | 4,254 | 4,142 | 561 | 10,927 | 9,500 | 418 | 289 | 28 |

Standard Notes: (D) Withheld to avoid disclosure. (NA) Not available. n.e.c. Not elsewhere classified. XXX Not applicable. (Z) Less than \$500. ... Represents zero.

¹ Group totals may include data for establishments without payroll which could not be classified by detailed kind of business.

Table 103. RETAIL TRADE: 1954 — STANDARD METROPOLITAN AREAS — Continued

Establishments, Sales, Payroll, and Personnel, by Kind of Business

| Standard metropolitan area and kind of business | Establishments | | Sales | | Payroll, entire year (\$1,000) | Payroll, workweek ended nearest Nov. 15 | | Paid employees, workweek ended nearest Nov. 15 | | Proprietors (un- incorporated businesses only) ¹ (Number) |
|--|--|-----------------------------|---|--|---|--|-------------------------------|--|------------------------------|--|
| | Total ¹ (Number) | With payroll (Number) | Total, all establish- ments ¹ (\$1,000) | Establish- ments with payroll (\$1,000) | | Total (Dollars) | Full workweek (Dollars) | Total (Number) | Full workweek (Number) | |
| | ORLANDO STANDARD METROPOLITAN AREA--Con. | | | | | | | | | |
| Apparel, Accessories Stores | | | | | | | | | | |
| Total | 142 | 124 | 13,338 | 13,002 | 1,786 | 36,506 | 35,085 | 816 | 737 | 128 |
| Shoe stores | 28 | 22 | 2,474 | 2,326 | 314 | 5,507 | 4,837 | 114 | 83 | 17 |
| Men's shoe stores | (NA) | 2 | (D) | (D) | (D) | (D) | (D) | (D) | (D) | (NA) |
| Women's shoe stores | (NA) | 8 | (NA) | 1,256 | 159 | 3,029 | 2,879 | 60 | 43 | (NA) |
| Children's, juveniles' shoe stores | (NA) | ••• | (NA) | ••• | ••• | ••• | ••• | ••• | ••• | (NA) |
| Family shoe stores | (NA) | 12 | (NA) | (D) | (D) | (D) | (D) | (D) | (D) | (NA) |
| Men's, boys' clothing and furnishings stores | (NA) | 26 | (NA) | 2,742 | 388 | 6,777 | 6,704 | 119 | 113 | (NA) |
| Men's, boys' clothing stores | (NA) | 20 | (NA) | 2,163 | 330 | 5,678 | 5,627 | 94 | 90 | (NA) |
| Men's, boys' furnishings stores | (NA) | 6 | (NA) | 579 | 58 | 1,099 | 1,077 | 25 | 23 | (NA) |
| Family clothing stores | (NA) | 12 | (NA) | 795 | 119 | 1,758 | 1,603 | 51 | 34 | (NA) |
| Women's clothing, specialty stores | 55 | 55 | 6,877 | 6,869 | 948 | 22,102 | 21,591 | 521 | 497 | 52 |
| Ready-to-wear stores | 36 | 38 | 6,291 | 6,291 | 867 | 20,381 | 20,051 | 477 | 459 | 36 |
| Millinery stores | 5 | 5 | 190 | 190 | 25 | 523 | 517 | 16 | 15 | 4 |
| Clothing, specialty stores, n.e.c. | 12 | 12 | 388 | 388 | 56 | 1,198 | 1,023 | 28 | 23 | 10 |
| Children's, infants' wear stores | 9 | 7 | 327 | (D) | (D) | (D) | (D) | (D) | (D) | (D) |
| Apparel stores, n.e.c. | 2 | 2 | (D) | (D) | (D) | (D) | (D) | (D) | (D) | (D) |
| Furniture, Home Furnishings, Appliance Dealers | | | | | | | | | | |
| Total | 132 | 102 | 11,609 | 11,009 | 1,596 | 31,696 | 30,921 | 543 | 519 | 117 |
| Furniture, home furnishings stores | 79 | 59 | 5,965 | 5,569 | 828 | 16,396 | 16,044 | 284 | 273 | 76 |
| Furniture stores | (NA) | 31 | (NA) | 4,007 | 594 | 11,240 | 10,984 | 185 | 176 | (NA) |
| Floor covering stores | (NA) | 10 | (NA) | 905 | 131 | 2,831 | 2,831 | 49 | 49 | (NA) |
| Home furnishings stores, n.e.c., antique stores | (NA) | 18 | (NA) | 657 | 103 | 2,325 | 2,225 | 50 | 48 | (NA) |
| Household appliance, radio, TV stores | 53 | 43 | 5,624 | 5,440 | 768 | 15,300 | 14,877 | 259 | 246 | 41 |
| Household appliance stores | (NA) | 14 | (NA) | 1,657 | 212 | 4,594 | 4,474 | 76 | 74 | (NA) |
| Appliance, radio, TV stores | (NA) | 16 | (NA) | 2,557 | 426 | 8,248 | 8,041 | 140 | 132 | (NA) |
| Radio, TV stores | (NA) | 13 | (NA) | 1,226 | 130 | 2,458 | 2,362 | 43 | 40 | (NA) |
| Automotive Group | | | | | | | | | | |
| Total | 122 | 86 | 41,450 | 40,344 | 4,007 | 72,296 | 69,960 | 1,021 | 967 | 113 |
| Passenger car dealers (franchised) | 27 | 23 | 28,907 | 28,761 | 2,963 | 52,681 | 50,676 | 700 | 663 | 14 |
| Passenger car dealers (nonfranchised) | 55 | 31 | 7,851 | 6,997 | 478 | 8,765 | 8,578 | 141 | 132 | 55 |
| Tire, battery, accessory dealers | 24 | 20 | 3,151 | 3,111 | 463 | 8,807 | 8,735 | 144 | 139 | 19 |
| Motorcycle, aircraft, boat dealers | 11 | 9 | (D) | (D) | (D) | (D) | (D) | (D) | (D) | (D) |
| Household trailer dealers | 5 | 3 | (D) | (D) | (D) | (D) | (D) | (D) | (D) | (D) |
| Automotive dealers, n.e.c. | ••• | ••• | ••• | ••• | ••• | ••• | ••• | ••• | ••• | ••• |
| Gasoline Service Stations | | | | | | | | | | |
| Total | 237 | 173 | 15,354 | 14,080 | 1,240 | 25,671 | 24,765 | 515 | 465 | 218 |
| Lumber, Bldg. Mats., Hardware, Farm Equipment Dealers | | | | | | | | | | |
| Total | 100 | 70 | 18,376 | 17,682 | 2,091 | 40,599 | 39,622 | 653 | 624 | 89 |
| Farm equipment dealers | 7 | 5 | 683 | (D) | 116 | 2,146 | 2,146 | 33 | 33 | 4 |
| Lumber, building materials dealers | 36 | 30 | 13,175 | 13,019 | 1,357 | 25,841 | 25,132 | 408 | 389 | 29 |
| Paint, glass, wallpaper stores | 17 | 11 | 1,360 | 1,178 | 181 | 3,334 | 3,294 | 50 | 49 | 14 |
| Plumbing, electrical supply stores | 8 | 6 | 1,036 | (D) | 174 | 4,295 | 4,122 | 59 | 54 | 8 |
| Hardware stores | 32 | 18 | 2,122 | 1,846 | 263 | 4,983 | 4,928 | 103 | 99 | 34 |
| Drug Stores, Proprietary Stores | | | | | | | | | | |
| Total | 73 | 57 | 6,347 | 6,127 | 944 | 17,269 | 16,395 | 449 | 391 | 80 |
| Drug stores | (NA) | 39 | (NA) | 5,541 | 873 | 15,754 | 14,923 | 393 | 340 | (NA) |
| Proprietary stores | (NA) | 18 | (NA) | 586 | 71 | 1,515 | 1,472 | 56 | 51 | (NA) |
| Other Retail Stores | | | | | | | | | | |
| Total | 290 | 180 | 16,042 | 14,618 | 1,641 | 37,306 | 36,450 | 702 | 653 | 296 |
| Liquor stores | 41 | 39 | 3,949 | (D) | 321 | 6,416 | 6,152 | 127 | 115 | 34 |
| Fuel, ice dealers | 17 | 13 | 1,859 | 1,829 | 342 | 11,315 | 11,236 | 164 | 160 | 13 |
| Fuel dealers (coal, wood) | (NA) | 1 | (NA) | (D) | (D) | (D) | (D) | (D) | (D) | (NA) |
| Liquefied petroleum gas dealers | (NA) | 9 | (NA) | 1,265 | 228 | 7,214 | 7,135 | 110 | 106 | (NA) |
| Fuel oil dealers | (NA) | 2 | (NA) | (D) | (D) | (D) | (D) | (D) | (D) | (NA) |
| Ice dealers | (NA) | 1 | (NA) | (D) | (D) | (D) | (D) | (D) | (D) | (NA) |
| Hay, grain, feed stores | 12 | 10 | 2,788 | (D) | 169 | 3,244 | 3,204 | 62 | 59 | 7 |
| Farm, garden supply stores | 10 | 6 | 495 | 415 | 29 | 698 | 667 | 17 | 15 | 11 |
| Jewelry stores | 35 | 17 | 1,592 | 1,420 | 189 | 3,894 | 3,837 | 70 | 65 | 38 |
| Book stores | 7 | 3 | 128 | 116 | 16 | 200 | 200 | 5 | 5 | 5 |
| Stationery stores | 4 | 4 | 284 | 284 | 76 | 1,558 | 1,558 | 28 | 28 | 3 |
| Sporting goods stores | 12 | 8 | 366 | 330 | 25 | 619 | 599 | 15 | 14 | 17 |
| Bicycle stores | 2 | ••• | (D) | ••• | ••• | ••• | ••• | ••• | ••• | (D) |
| Florists | 20 | 10 | 484 | 330 | 52 | 1,055 | 1,028 | 26 | 23 | 25 |
| Cigar stores, stands | 3 | 1 | 42 | (D) | (D) | (D) | (D) | (D) | (D) | (D) |
| News dealers, newsstands | 4 | 2 | 99 | (D) | (D) | (D) | (D) | (D) | (D) | (D) |
| Gift, novelty, souvenir stores | 41 | 21 | 807 | 635 | 66 | 1,811 | 1,632 | 57 | 47 | 45 |
| Music stores | 9 | 7 | 855 | (D) | 91 | 1,582 | 1,582 | 22 | 22 | 13 |
| Camera, photographic supply stores | 3 | 3 | 172 | 172 | 6 | 117 | 98 | 4 | 2 | 2 |
| Luggage, leather goods stores | ••• | ••• | ••• | ••• | ••• | ••• | ••• | ••• | ••• | ••• |
| Optical goods stores | 3 | 3 | 238 | 238 | 34 | 758 | 758 | 15 | 15 | 4 |
| Office, store machine and equipment dealers | 2 | 2 | (D) | (D) | (D) | (D) | (D) | (D) | (D) | (D) |
| Retail stores (except second-hand) n.e.c. | 16 | 16 | 569 | 569 | 84 | 1,534 | 1,474 | 32 | 28 | 14 |
| Second-hand stores | 19 | 15 | 734 | 690 | 119 | 2,126 | 2,046 | 47 | 44 | 19 |
| Nonstore Retailers | | | | | | | | | | |
| Total | 90 | 18 | 16,224 | 15,306 | 2,416 | 26,719 | 22,366 | 620 | 431 | 92 |
| Mail order houses | 4 | 4 | (D) | (D) | (D) | (D) | (D) | (D) | (D) | (D) |
| Direct selling (house-to-house) organizations | 75 | 13 | 5,312 | 4,502 | 1,558 | 9,816 | 9,654 | 189 | 181 | 79 |
| Merchandise vending machine operators | 11 | 1 | (D) | (D) | (D) | (D) | (D) | (D) | (D) | (D) |

Standard Notes: (D) Withheld to avoid disclosure. (NA) Not available. n.e.c. Not elsewhere classified. XXX Not applicable. (Z) Less than \$500. ... Represents zero.
¹ Group totals may include data for establishments without payroll which could not be classified by detailed kind of business.

Table 103. RETAIL TRADE: 1954 — STANDARD METROPOLITAN AREAS — Continued
Establishments, Sales, Payroll, and Personnel, by Kind of Business

| Standard metropolitan area and kind of business | Establishments | | Sales | | Payroll, entire year (\$1,000) | Payroll, workweek ended nearest Nov. 15 | | Paid employees, workweek ended nearest Nov. 15 | | Proprietors (unincorporated businesses only) ¹ (Number) |
|---|-----------------------------|-----------------------|--|---------------------------------------|--------------------------------|---|-------------------------|--|------------------------|--|
| | Total ¹ (Number) | With payroll (Number) | Total, all establishments ² (\$1,000) | Establishments with payroll (\$1,000) | | Total (Dollars) | Full workweek (Dollars) | Total (Number) | Full workweek (Number) | |
| | | | | | | | | | | |
| TAMPA-ST. PETERSBURG STANDARD METROPOLITAN AREA--Consists of Hillsborough and Pinellas Counties, Fla. | | | | | | | | | | |
| Retail trade, total..... | 6,206 | 3,720 | 609,971 | 569,721 | 63,053 | 1,256,279 | 1,192,396 | 27,922 | 24,353 | 6,631 |
| Food Stores | | | | | | | | | | |
| Total..... | 1,189 | 545 | 129,645 | 117,425 | 6,527 | 128,884 | 118,837 | 3,369 | 2,740 | 1,370 |
| Grocery stores..... | 880 | 410 | 118,132 | 108,236 | 5,409 | 103,977 | 95,525 | 2,761 | 2,207 | 1,000 |
| Meat markets..... | 23 | 11 | 1,626 | 1,300 | 62 | 1,492 | 1,355 | 28 | 22 | 36 |
| Fish (seafood) markets..... | 46 | 18 | 2,231 | 1,775 | 127 | 2,976 | 2,455 | 60 | 49 | 58 |
| Fruit stores, vegetable markets..... | 88 | 20 | 2,133 | 1,461 | 127 | 3,060 | 2,960 | 68 | 63 | 104 |
| Candy, nut, confectionery stores..... | 15 | 7 | 226 | (D) | 15 | 306 | 260 | 16 | 12 | 15 |
| Bakery products stores..... | 59 | 45 | 2,739 | 2,539 | 575 | 13,033 | 12,505 | 318 | 288 | 75 |
| Bakeries, with baking on premises..... | (NA) | 44 | (NA) | (D) | (D) | (D) | (D) | (D) | (D) | (NA) |
| Bakeries, without baking on premises..... | (NA) | 1 | (NA) | (D) | (D) | (D) | (D) | (D) | (D) | (NA) |
| Delicatessen stores..... | 9 | 7 | 316 | (D) | 33 | 658 | 658 | 20 | 20 | 11 |
| Food stores, n.e.c..... | 57 | 27 | 2,022 | 1,706 | 179 | 3,382 | 3,119 | 98 | 79 | 59 |
| Eating, Drinking Places | | | | | | | | | | |
| Total..... | 1,242 | 846 | 51,624 | 46,650 | 8,448 | 164,861 | 157,272 | 5,313 | 4,744 | 1,492 |
| Eating places (except refreshment stands)..... | 594 | 470 | 32,513 | 31,147 | 6,663 | 129,474 | 123,796 | 4,167 | 3,743 | 734 |
| Restaurants, cafeterias..... | (NA) | 462 | (NA) | 30,836 | 6,566 | 127,038 | 121,390 | 4,116 | 3,695 | (NA) |
| Caterers..... | (NA) | 4 | (NA) | (D) | (D) | (D) | (D) | (D) | (D) | (NA) |
| In-plant food contractors..... | (NA) | 4 | (NA) | (D) | (D) | (D) | (D) | (D) | (D) | (NA) |
| Refreshment stands..... | 117 | 61 | 2,593 | 1,913 | 284 | 6,336 | 5,667 | 234 | 182 | 134 |
| Drinking places..... | 527 | 315 | 16,386 | 13,590 | 1,501 | 29,051 | 27,809 | 912 | 819 | 620 |
| General Merchandise Group | | | | | | | | | | |
| Total..... | 191 | 117 | 83,567 | 82,305 | 11,945 | 238,946 | 212,732 | 6,064 | 4,652 | 176 |
| Department stores..... | 10 | 10 | 41,858 | 41,858 | 7,297 | 144,053 | 126,397 | 3,276 | 2,398 | ... |
| Dry goods, general merchandise stores..... | 93 | 49 | 26,829 | 26,033 | 2,639 | 57,988 | 54,355 | 1,411 | 1,243 | 95 |
| General stores..... | 17 | 9 | 912 | 728 | 38 | 775 | 552 | 25 | 14 | 24 |
| Variety stores..... | 67 | 49 | 13,920 | 13,686 | 1,971 | 36,130 | 31,428 | 1,352 | 997 | 53 |
| Apparel, Accessories Stores | | | | | | | | | | |
| Total..... | 387 | 327 | 34,316 | 33,468 | 3,982 | 74,394 | 71,057 | 1,778 | 1,552 | 333 |
| Shoe stores..... | 69 | 61 | 7,499 | 7,385 | 839 | 14,964 | 13,285 | 352 | 251 | 35 |
| Men's shoe stores..... | (NA) | 10 | (NA) | 495 | 55 | 1,080 | 1,035 | 18 | 16 | (NA) |
| Women's shoe stores..... | (NA) | 21 | (NA) | 2,738 | 358 | 5,807 | 5,261 | 137 | 90 | (NA) |
| Children's, juveniles' shoe stores..... | (NA) | ... | (NA) | ... | ... | ... | ... | ... | ... | (NA) |
| Family shoe stores..... | (NA) | 30 | (NA) | 4,152 | 426 | 8,077 | 6,989 | 197 | 145 | (NA) |
| Men's, boys' clothing and furnishings stores..... | (NA) | 61 | (NA) | 6,616 | 928 | 15,819 | 15,625 | 295 | 277 | (NA) |
| Men's, boys' clothing stores..... | (NA) | 36 | (NA) | 4,462 | 668 | 11,175 | 11,029 | 200 | 189 | (NA) |
| Men's, boys' furnishings stores..... | (NA) | 25 | (NA) | 2,154 | 260 | 4,644 | 4,596 | 95 | 88 | (NA) |
| Family clothing stores..... | (NA) | 25 | (NA) | 2,369 | 239 | 4,220 | 3,998 | 143 | 114 | (NA) |
| Women's clothing, specialty stores..... | 168 | 144 | 16,192 | 15,872 | 1,820 | 36,243 | 35,130 | 898 | 832 | 130 |
| Ready-to-wear stores..... | (NA) | 119 | (NA) | 13,703 | 1,554 | 30,714 | 29,728 | 757 | 701 | (NA) |
| Millinery stores..... | (NA) | 13 | (NA) | 615 | 97 | 2,019 | 1,920 | 54 | 45 | (NA) |
| Clothing, specialty stores, n.e.c..... | (NA) | 12 | (NA) | 1,554 | 169 | 3,510 | 3,476 | 87 | 86 | (NA) |
| Children's, infants' wear stores..... | 25 | 23 | 713 | (D) | 70 | 1,478 | 1,353 | 49 | 37 | 41 |
| Apparel stores, n.e.c..... | 17 | 13 | 587 | (D) | 86 | 1,670 | 1,666 | 41 | 41 | 23 |
| Furniture, Home Furnishings, Appliance Dealers | | | | | | | | | | |
| Total..... | 382 | 284 | 28,519 | 26,559 | 3,745 | 73,816 | 72,160 | 1,346 | 1,287 | 371 |
| Furniture, home furnishings stores..... | 208 | 158 | 16,702 | 15,766 | 2,347 | 45,979 | 45,284 | 825 | 793 | 200 |
| Furniture stores..... | (NA) | 99 | (NA) | 12,277 | 1,762 | 33,718 | 33,346 | 604 | 585 | (NA) |
| Floor covering stores..... | (NA) | 24 | (NA) | 1,977 | 324 | 6,857 | 6,852 | 102 | 101 | (NA) |
| Home furnishings stores, n.e.c., antique stores..... | (NA) | 35 | (NA) | 1,512 | 261 | 5,404 | 5,086 | 119 | 107 | (NA) |
| Household appliance, radio, TV stores..... | 174 | 126 | 11,817 | 10,793 | 1,398 | 27,837 | 26,876 | 521 | 494 | 171 |
| Household appliance stores..... | (NA) | 39 | (NA) | 2,825 | 403 | 7,839 | 7,527 | 155 | 149 | (NA) |
| Appliance, radio, TV stores..... | (NA) | 50 | (NA) | 6,015 | 757 | 16,173 | 15,701 | 286 | 273 | (NA) |
| Radio, TV stores..... | (NA) | 37 | (NA) | 1,949 | 238 | 3,825 | 3,648 | 80 | 72 | (NA) |
| Automotive Group | | | | | | | | | | |
| Total..... | 306 | 218 | 112,387 | 110,735 | 10,362 | 198,096 | 196,088 | 2,824 | 2,755 | 265 |
| Passenger car dealers (franchised)..... | 60 | 60 | 80,043 | 80,043 | 7,828 | 150,253 | 149,532 | 2,046 | 2,023 | 21 |
| Passenger car dealers (nonfranchised)..... | 135 | 79 | 18,842 | 17,600 | 907 | 17,200 | 16,927 | 275 | 271 | 149 |
| Tire, battery, accessory dealers..... | 59 | 43 | 8,239 | 7,979 | 1,222 | 22,244 | 21,377 | 372 | 331 | 44 |
| Motorcycle, aircraft, boat dealers..... | 27 | 15 | 1,043 | (D) | 140 | 2,715 | 2,709 | 46 | 45 | 25 |
| Household trailer dealers..... | 20 | 18 | 3,712 | (D) | 194 | 4,076 | 3,965 | 64 | 64 | 23 |
| Automotive dealers, n.e.c..... | 3 | 3 | 492 | 492 | 71 | 1,608 | 1,578 | 21 | 21 | 1 |
| Gasoline Service Stations | | | | | | | | | | |
| Total..... | 665 | 431 | 35,791 | 29,953 | 2,811 | 56,697 | 54,037 | 1,275 | 1,128 | 738 |
| Lumber, Bldg. Mats., Hardware, Farm Equipment Dealers | | | | | | | | | | |
| Total..... | 297 | 207 | 49,570 | 48,118 | 5,922 | 125,157 | 123,465 | 2,000 | 1,922 | 271 |
| Farm equipment dealers..... | 12 | 12 | 1,767 | 1,767 | 228 | 3,943 | 3,943 | 60 | 60 | 13 |
| Lumber, building materials dealers..... | 84 | 72 | 34,048 | 33,824 | 4,046 | 83,195 | 81,875 | 1,334 | 1,278 | 63 |
| Paint, glass, wallpaper stores..... | 33 | 21 | 1,513 | 1,345 | 175 | 3,243 | 3,206 | 53 | 53 | 29 |
| Plumbing, electrical supply stores..... | 35 | 21 | 4,238 | 4,102 | 670 | 19,108 | 19,094 | 246 | 244 | 30 |
| Hardware stores..... | 133 | 81 | 8,004 | 7,080 | 803 | 15,668 | 15,347 | 307 | 287 | 136 |
| Drug Stores, Proprietary Stores | | | | | | | | | | |
| Total..... | 246 | 188 | 21,937 | 20,885 | 2,871 | 56,485 | 53,356 | 1,353 | 1,199 | 256 |
| Drug stores..... | (NA) | 119 | (NA) | 18,297 | 2,654 | 52,278 | 49,659 | 1,204 | 1,081 | (NA) |
| Proprietary stores..... | (NA) | 69 | (NA) | 2,588 | 217 | 4,207 | 3,697 | 149 | 118 | (NA) |
| Other Retail Stores | | | | | | | | | | |
| Total..... | 931 | 507 | 53,870 | 47,776 | 5,169 | 104,840 | 99,832 | 2,087 | 1,877 | 980 |
| Liquor stores..... | 81 | 65 | 12,012 | 11,160 | 640 | 12,575 | 12,098 | 249 | 224 | 77 |
| Fuel, ice dealers..... | 66 | 32 | 5,371 | 4,961 | 779 | 18,564 | 18,308 | 318 | 309 | 59 |
| Fuel dealers (coal, wood)..... | (NA) | 3 | (NA) | (D) | (D) | (D) | (D) | (D) | (D) | (NA) |
| Liquefied petroleum gas dealers..... | (NA) | 15 | (NA) | 2,581 | 430 | 8,755 | 8,690 | 149 | 148 | (NA) |
| Fuel oil dealers..... | (NA) | 11 | (NA) | 2,084 | 308 | 7,654 | 7,584 | 126 | 123 | (NA) |
| Ice dealers..... | (NA) | 3 | (NA) | (D) | (D) | (D) | (D) | (D) | (D) | (NA) |
| Hay, grain, feed stores..... | 39 | 31 | 10,333 | 10,141 | 539 | 12,091 | 10,568 | 223 | 202 | 39 |
| Farm, garden supply stores..... | 41 | 27 | 3,385 | 3,139 | 387 | 6,909 | 6,176 | 133 | 109 | 41 |

Standard Notes: (D) Withheld to avoid disclosure. (NA) Not available. n.e.c. Not elsewhere classified. XXX Not applicable. (Z) Less than \$500. ... Represents zero.
¹ Group totals may include data for establishments without payroll which could not be classified by detailed kind of business.

Table 103. RETAIL TRADE: 1954 — STANDARD METROPOLITAN AREAS — Continued

Establishments, Sales, Payroll, and Personnel, by Kind of Business

| Standard metropolitan area and kind of business | Establishments | | Sales | | Payroll, entire year (\$1,000) | Payroll, workweek ended nearest Nov. 15 | | Paid employees, workweek ended nearest Nov. 15 | | Proprietors (unincorporated businesses only) (Number) |
|--|---|-----------------------|--|---------------------------------------|--------------------------------|---|-------------------------|--|------------------------|---|
| | Total ¹ (Number) | With payroll (Number) | Total, all establishments ¹ (\$1,000) | Establishments with payroll (\$1,000) | | Total (Dollars) | Full workweek (Dollars) | Total (Number) | Full workweek (Number) | |
| | TAMPA-ST. PETERSBURG STANDARD METROPOLITAN AREA--Con. | | | | | | | | | |
| Other Retail Stores—Con. | | | | | | | | | | |
| Jewelry stores..... | 91 | 51 | 5,037 | 4,503 | 654 | 13,107 | 12,788 | 240 | 223 | 101 |
| Book stores..... | 5 | 5 | 408 | 408 | 44 | 1,159 | 1,041 | 23 | 19 | 2 |
| Stationery stores..... | 13 | 11 | 1,624 | (D) | 323 | 6,032 | 5,936 | 117 | 110 | 12 |
| Sporting goods stores..... | 25 | 17 | 856 | 786 | 121 | 2,504 | 2,402 | 46 | 41 | 26 |
| Bicycle stores..... | 3 | 3 | 44 | 44 | 6 | 267 | 135 | 5 | 3 | 3 |
| Florists..... | 75 | 37 | 1,584 | 1,188 | 209 | 3,976 | 3,532 | 125 | 88 | 84 |
| Cigar stores, stands..... | 18 | 12 | 1,086 | 1,042 | 179 | 3,523 | 3,483 | 93 | 88 | 12 |
| News dealers, newsstands..... | 23 | 13 | 474 | 338 | 28 | 639 | 586 | 24 | 19 | 25 |
| Gift, novelty, souvenir stores..... | 126 | 50 | 2,060 | 1,206 | 142 | 2,514 | 2,361 | 80 | 65 | 144 |
| Music stores..... | 24 | 14 | 1,690 | 1,596 | 266 | 4,879 | 4,826 | 82 | 77 | 26 |
| Camera, photographic supply stores..... | 10 | 8 | 556 | (D) | 86 | 1,450 | 1,356 | 28 | 25 | 8 |
| Luggage, leather goods stores..... | 6 | 6 | 195 | 195 | 26 | 470 | 470 | 9 | 9 | 5 |
| Optical goods stores..... | 15 | 13 | 785 | (D) | 107 | 1,894 | 1,894 | 29 | 29 | 14 |
| Office, store machine and equipment dealers..... | 10 | 8 | 552 | (D) | 124 | 2,502 | 2,449 | 41 | 39 | 8 |
| Retail stores (except second-hand) n.e.c..... | 49 | 49 | 2,324 | 2,324 | 307 | 5,537 | 5,322 | 118 | 104 | 46 |
| Second-hand stores..... | 95 | 55 | 2,034 | 1,544 | 202 | 4,248 | 4,101 | 103 | 94 | 98 |
| Nonstore Retailers | | | | | | | | | | |
| Total..... | 270 | 50 | 8,745 | 5,847 | 1,271 | 34,103 | 33,560 | 513 | 497 | 379 |
| Mail order houses..... | 27 | 17 | 1,944 | 1,838 | 218 | 6,869 | 6,485 | 122 | 110 | 24 |
| Direct selling (house-to-house) organizations..... | 326 | 28 | 5,411 | 2,837 | 874 | 17,133 | 16,974 | 229 | 225 | 338 |
| Merchandise vending machine operators..... | 17 | 5 | 1,390 | 1,172 | 179 | 10,101 | 10,101 | 162 | 162 | 17 |

Standard Notes: (D) Withheld to avoid disclosure. (NA) Not available. n.e.c. Not elsewhere classified. XXX Not applicable. (Z) Less than \$500. ... Represents zero.
¹ Group totals may include data for establishments without payroll which could not be classified by detailed kind of business.

Table 103A. RETAIL TRADE: 1948¹— STANDARD METROPOLITAN AREAS

Establishments and Sales, by Kind of Business

| Kind of business | Establishments, 1948 | | | | Sales, 1948 | | | | Establishments, 1948 | | | | Sales, 1948 | | | | | | | |
|---|----------------------|----------|--------------|----------|---------------------------|----------|-----------------------------|-----------|----------------------|----------|--------------|----------|---------------------------|----------|-----------------------------|-----------|--|--|--|--|
| | Total | | With payroll | | Total, all establishments | | Establishments with payroll | | Total | | With payroll | | Total, all establishments | | Establishments with payroll | | | | | |
| | (Number) | (Number) | (Number) | (Number) | (\$1,000) | (Number) | (Number) | (\$1,000) | (Number) | (Number) | (Number) | (Number) | (\$1,000) | (Number) | (Number) | (\$1,000) | | | | |
| JACKSONVILLE STANDARD METROPOLITAN AREA | | | | | | | | | | | | | | | | | | | | |
| Retail trade, total..... | 2,944 | 2,071 | 271,750 | 258,582 | | | | | | | | | | | | | | | | |
| Food stores..... | 820 | 410 | 62,434 | 55,616 | | | | | | | | | | | | | | | | |
| Eating, drinking places..... | 615 | 447 | 19,750 | 18,265 | | | | | | | | | | | | | | | | |
| General merchandise group..... | 88 | 71 | 31,651 | 31,391 | | | | | | | | | | | | | | | | |
| Apparel, accessories stores..... | 179 | 161 | 21,712 | 21,390 | | | | | | | | | | | | | | | | |
| Furniture, home furnishings, appliance dealers..... | 139 | 129 | 13,824 | 13,727 | | | | | | | | | | | | | | | | |
| Automotive group..... | 102 | 96 | 52,317 | 52,142 | | | | | | | | | | | | | | | | |
| Gasoline service stations..... | 320 | 219 | 12,440 | 10,924 | | | | | | | | | | | | | | | | |
| Lumber, building materials, hardware, farm equipment dealers..... | 121 | 96 | 15,212 | 14,705 | | | | | | | | | | | | | | | | |
| Drug stores, proprietary stores..... | 149 | 126 | 10,623 | 10,301 | | | | | | | | | | | | | | | | |
| Other retail stores..... | 393 | 300 | 27,416 | (D) | | | | | | | | | | | | | | | | |
| Nonstore retailers..... | 18 | 16 | 4,371 | (D) | | | | | | | | | | | | | | | | |
| TAMPA-ST. PETERSBURG STANDARD METROPOLITAN AREA | | | | | | | | | | | | | | | | | | | | |
| Retail trade, total..... | 4,839 | 3,070 | 361,531 | 333,715 | | | | | | | | | | | | | | | | |
| Food stores..... | 1,243 | 563 | 73,444 | 61,364 | | | | | | | | | | | | | | | | |
| Eating, drinking places..... | 1,045 | 683 | 32,613 | 28,942 | | | | | | | | | | | | | | | | |
| General merchandise group..... | 131 | 87 | 60,198 | 59,717 | | | | | | | | | | | | | | | | |
| Apparel, accessories stores..... | 291 | 242 | 23,788 | 23,208 | | | | | | | | | | | | | | | | |
| Furniture, home furnishings, appliance dealers..... | 258 | 212 | 19,576 | 18,995 | | | | | | | | | | | | | | | | |
| Automotive group..... | 240 | 185 | 54,164 | 51,861 | | | | | | | | | | | | | | | | |
| Gasoline service stations..... | 541 | 340 | 18,863 | 15,510 | | | | | | | | | | | | | | | | |
| Lumber, building materials, hardware, farm equipment dealers..... | 242 | 186 | 28,576 | 27,575 | | | | | | | | | | | | | | | | |
| Drug stores, proprietary stores..... | 165 | 126 | 12,958 | 12,231 | | | | | | | | | | | | | | | | |
| Other retail stores..... | 664 | 429 | 33,725 | (D) | | | | | | | | | | | | | | | | |
| Nonstore retailers..... | 19 | 17 | 3,626 | (D) | | | | | | | | | | | | | | | | |

Standard Notes: (D) Withheld to avoid disclosure. (NA) Not available. ... Represents zero.

¹ Data in this table differ from those which appeared in the publications of the 1948 Census of Retail Trade. For a description of the adjustments see Comparison of 1948 and 1954 Censuses in the Introduction.

Table 104. RETAIL TRADE: 1954 — COUNTIES WITH 500 ESTABLISHMENTS OR MORE

Establishments, Sales, Payroll, and Personnel, by Kind of Business

| County and kind of business | Establishments | | Sales | | Payroll, entire year (\$1,000) | Payroll, workweek ended nearest Nov. 15 | | Paid employees, workweek ended nearest Nov. 15 | | Proprietors (unincorporated businesses only) ¹ (Number) |
|--|--------------------------------|--------------------------|---|--|-----------------------------------|---|----------------------------|--|---------------------------|---|
| | Total ¹ (Number) | With payroll (Number) | Total, all establishments ¹ (\$1,000) | Establishments with payroll (\$1,000) | | Total (Dollars) | Full workweek (Dollars) | Total (Number) | Full workweek (Number) | |
| ALACHUA COUNTY | | | | | | | | | | |
| Retail trade, total..... | 579 | 357 | 53,223 | 48,457 | 4,993 | 99,307 | 92,226 | 2,325 | 1,951 | 565 |
| Food stores, total..... | 143 | 67 | 13,111 | 11,199 | 611 | 12,401 | 10,818 | 335 | 240 | 148 |
| Grocery stores..... | 131 | 59 | 12,701 | 10,805 | 560 | 11,368 | 9,785 | 306 | 211 | 137 |
| Meat markets, fish (seafood) markets..... | 1 | 1 | (D) | (D) | (D) | (D) | (D) | (D) | (D) | (D) |
| Fruit stores, vegetable markets..... | 3 | 1 | (D) | (D) | (D) | (D) | (D) | (D) | (D) | (D) |
| Candy, nut, confectionery stores..... | 2 | 2 | (D) | (D) | (D) | (D) | (D) | (D) | (D) | (D) |
| Other food stores..... | 4 | 4 | 104 | 104 | 23 | 440 | 440 | 12 | 12 | 2 |
| Eating, drinking places, total..... | 73 | 43 | 2,841 | 2,581 | 470 | 10,712 | 10,235 | 344 | 314 | 86 |
| Eating places..... | 60 | 36 | 2,567 | 2,405 | 445 | 10,246 | 9,839 | 330 | 303 | 69 |
| Drinking places..... | 13 | 7 | 274 | 176 | 25 | 466 | 396 | 14 | 11 | 17 |
| General merchandise group, total..... | 25 | 19 | 2,756 | 2,714 | 314 | 6,361 | 5,527 | 241 | 178 | 21 |
| General merchandise group (except variety)..... | 20 | 14 | 1,635 | 1,593 | 134 | 2,701 | 2,267 | 91 | 61 | 20 |
| Variety stores..... | 5 | 5 | 1,121 | 1,121 | 180 | 3,660 | 3,260 | 150 | 117 | 1 |
| Apparel, accessories stores, total..... | 50 | 34 | 3,690 | 3,270 | 432 | 7,917 | 7,429 | 230 | 181 | 43 |
| Shoe stores..... | 12 | 8 | 591 | 511 | 74 | 1,382 | 1,280 | 40 | 26 | 7 |
| Men's, boys' clothing and furnishings stores..... | (NA) | 5 | (NA) | 481 | 66 | 999 | 932 | 24 | 17 | (NA) |
| Family clothing stores..... | (NA) | 4 | (NA) | (D) | (D) | (D) | (D) | (D) | (D) | (NA) |
| Women's clothing, specialty stores..... | 16 | 14 | 1,236 | (D) | 137 | 2,858 | 2,692 | 88 | 75 | 16 |
| Ready-to-wear stores..... | (NA) | 11 | (NA) | 1,094 | 126 | 2,459 | 2,315 | 76 | 64 | (NA) |
| Other clothing, specialty stores..... | (NA) | 3 | (NA) | (D) | 11 | 399 | 377 | 12 | 11 | (NA) |
| Other apparel stores..... | 5 | 3 | 92 | (D) | (D) | (D) | (D) | (D) | (D) | (D) |
| Furniture, home furnishings, appliance dealers, total..... | 34 | 28 | 2,399 | 2,309 | 310 | 7,041 | 6,646 | 141 | 133 | 35 |
| Furniture, home furnishings stores, antique stores..... | 18 | 16 | 1,549 | (D) | 231 | 4,573 | 4,463 | 95 | 92 | 16 |
| Household appliance, radio, TV stores..... | 16 | 12 | 850 | (D) | 79 | 2,468 | 2,183 | 46 | 41 | 19 |
| Automotive group..... | 31 | 27 | 11,715 | 11,669 | 1,182 | 20,695 | 20,548 | 314 | 307 | 22 |
| Gasoline service stations..... | 88 | 48 | 4,980 | 3,658 | 319 | 6,726 | 6,332 | 154 | 132 | 86 |
| Lumber, bldg. mats., hardware, farm equip. dealers, total..... | 32 | 26 | 4,663 | 4,555 | 564 | 10,957 | 10,408 | 197 | 182 | 29 |
| Farm equipment dealers..... | 7 | 7 | 1,406 | 1,406 | 148 | 2,854 | 2,789 | 46 | 45 | 6 |
| Lumber, building materials, supplies, equipment dealers..... | 9 | 9 | 1,347 | 1,347 | 137 | 3,208 | 2,983 | 55 | 52 | 6 |
| Hardware stores..... | 16 | 10 | 1,910 | 1,802 | 279 | 4,895 | 4,636 | 96 | 85 | 17 |
| Drug stores, proprietary stores, total..... | 23 | 21 | 1,811 | (D) | 306 | 6,952 | 5,601 | 174 | 123 | 21 |
| Drug stores..... | (NA) | 16 | (NA) | 1,633 | 291 | 6,633 | 5,332 | 161 | 116 | (NA) |
| Proprietary stores..... | (NA) | 5 | (D) | (D) | 15 | 319 | 269 | 13 | 7 | (NA) |
| Other retail stores, total..... | 60 | 42 | 5,047 | (D) | (D) | (D) | (D) | (D) | (D) | (D) |
| Liquor stores..... | *** | *** | *** | *** | *** | *** | *** | *** | *** | *** |
| Fuel, ice dealers..... | 9 | 5 | 1,133 | 1,013 | 100 | 2,227 | 2,220 | 34 | 33 | 6 |
| Feed, farm, garden supply stores..... | 11 | 9 | 2,062 | (D) | 131 | 2,236 | 1,947 | 51 | 40 | 9 |
| Jewelry stores..... | 5 | 5 | 341 | 341 | 50 | 893 | 858 | 21 | 18 | 4 |
| Book, stationery stores..... | 3 | 3 | (D) | (D) | (D) | (D) | (D) | (D) | (D) | (D) |
| Other retail stores (except second-hand)..... | 25 | 19 | 826 | 766 | 95 | 1,735 | 1,466 | 45 | 30 | 24 |
| Second-hand stores..... | 1 | 1 | (D) | (D) | (D) | (D) | (D) | (D) | (D) | (D) |
| Nonstore retailers..... | 20 | 2 | 210 | (D) | (D) | (D) | (D) | (D) | (D) | (D) |
| BAY COUNTY | | | | | | | | | | |
| Retail trade, total..... | 576 | 354 | 53,205 | 49,267 | 5,019 | 98,093 | 92,980 | 2,239 | 1,956 | 579 |
| Food stores, total..... | 125 | 49 | 12,970 | 11,556 | 768 | 15,564 | 13,926 | 371 | 282 | 130 |
| Grocery stores..... | 113 | 41 | 12,291 | 10,901 | 705 | 13,740 | 12,231 | 332 | 249 | 119 |
| Meat markets, fish (seafood) markets..... | 9 | 5 | (D) | (D) | (D) | (D) | (D) | (D) | (D) | (D) |
| Fruit stores, vegetable markets..... | *** | *** | *** | *** | *** | *** | *** | *** | *** | *** |
| Candy, nut, confectionery stores..... | *** | *** | *** | *** | *** | *** | *** | *** | *** | *** |
| Other food stores..... | 3 | 3 | (D) | (D) | (D) | (D) | (D) | (D) | (D) | (D) |
| Eating, drinking places, total..... | 111 | 69 | 4,382 | 3,586 | 511 | 11,870 | 11,471 | 431 | 398 | 129 |
| Eating places..... | 74 | 48 | 2,534 | 2,202 | 348 | 8,519 | 8,281 | 321 | 299 | 88 |
| Drinking places..... | 35 | 21 | 1,838 | 1,384 | 163 | 3,351 | 3,190 | 110 | 99 | 39 |
| General merchandise group, total..... | 30 | 18 | 5,563 | 5,435 | 732 | 14,733 | 14,123 | 339 | 290 | 29 |
| General merchandise group (except variety)..... | 24 | 12 | 4,587 | 4,459 | 615 | 12,578 | 12,133 | 232 | 205 | 26 |
| Variety stores..... | 6 | 6 | 976 | 976 | 117 | 2,155 | 1,990 | 107 | 85 | 3 |
| Apparel, accessories stores, total..... | 31 | 29 | 3,091 | (D) | 371 | 6,672 | 6,236 | 179 | 149 | 19 |
| Shoe stores..... | 7 | 7 | 602 | 602 | 65 | 1,501 | 1,371 | 39 | 26 | 1 |
| Men's, boys' clothing and furnishings stores..... | 6 | 6 | 413 | 413 | 54 | 1,064 | 1,045 | 17 | 16 | 4 |
| Family clothing stores..... | 3 | 3 | (D) | (D) | (D) | (D) | (D) | (D) | (D) | (D) |
| Women's clothing, specialty stores..... | 11 | 11 | 1,520 | 1,520 | 169 | 2,563 | 2,294 | 85 | 70 | 7 |
| Ready-to-wear stores..... | 8 | 8 | 1,165 | 1,165 | 127 | 1,957 | 1,706 | 70 | 56 | 4 |
| Other clothing, specialty stores..... | 3 | 3 | 355 | 355 | 42 | 606 | 588 | 15 | 14 | 3 |
| Other apparel stores..... | 2 | 2 | (D) | (D) | (D) | (D) | (D) | (D) | (D) | (D) |
| Furniture, home furnishings, appliance dealers, total..... | 28 | 26 | 3,238 | (D) | 466 | 9,028 | 8,847 | 162 | 153 | 20 |
| Furniture, home furnishings stores, antique stores..... | 19 | 19 | 1,976 | 1,976 | 321 | 6,200 | 6,140 | 113 | 109 | 14 |
| Household appliance, radio, TV stores..... | 9 | 7 | 1,262 | (D) | 145 | 2,828 | 2,707 | 49 | 44 | 6 |
| Automotive group..... | 35 | 25 | 9,187 | 9,089 | 967 | 16,548 | 16,499 | 252 | 250 | 22 |
| Gasoline service stations..... | 96 | 58 | 4,881 | 4,063 | 383 | 7,368 | 6,598 | 170 | 144 | 110 |
| Lumber, bldg. mats., hardware, farm equip. dealers, total..... | 15 | 13 | 4,519 | (D) | 320 | 6,542 | 6,343 | 118 | 107 | 11 |
| Farm equipment dealers..... | *** | *** | *** | *** | *** | *** | *** | *** | *** | *** |
| Lumber, building materials, supplies, equipment dealers..... | 7 | 7 | (D) | (D) | (D) | (D) | (D) | (D) | (D) | (D) |
| Hardware stores..... | 8 | 6 | (D) | (D) | (D) | (D) | (D) | (D) | (D) | (D) |

Standard Notes: (D) Withheld to avoid disclosure. (NA) Not available. n.e.c. Not elsewhere classified. XXX Not applicable. (Z) Less than \$500. ... Represents zero.
¹ Group totals may include data for establishments without payroll which could not be classified by detailed kind of business.

Table 104. RETAIL TRADE: 1954 — COUNTIES WITH 500 ESTABLISHMENTS OR MORE—Continued

Establishments, Sales, Payroll, and Personnel, by Kind of Business

| County and kind of business | Establishments | | Sales | | Payroll, entire year (\$1,000) | Payroll, workweek ended nearest Nov. 15 | | Paid employees, workweek ended nearest Nov. 15 | | Proprietors (unincorporated businesses only) ¹ (Number) |
|---|--------------------------------|--------------------------|---|--|-----------------------------------|---|----------------------------|--|---------------------------|---|
| | Total ¹ (Number) | With payroll (Number) | Total, all establishments ¹ (\$1,000) | Establishments with payroll (\$1,000) | | Total (Dollars) | Full workweek (Dollars) | Total (Number) | Full workweek (Number) | |
| BAY COUNTY--Con. | | | | | | | | | | |
| Drug stores, proprietary stores, total | 25 | 17 | 1,817 | 1,679 | 199 | 3,328 | 2,728 | 92 | 65 | 26 |
| Drug stores | (NA) | 11 | (NA) | 1,572 | 193 | 3,273 | 2,684 | 88 | 62 | (NA) |
| Proprietary stores | (NA) | 6 | (NA) | 107 | 6 | 55 | 44 | 4 | 3 | (NA) |
| Other retail stores, total | 61 | 47 | 3,351 | 2,971 | 289 | 6,184 | 5,953 | 121 | 114 | 65 |
| Liquor stores | 12 | 10 | 1,330 | (D) | 62 | 1,121 | 1,061 | 21 | 20 | 10 |
| Fuel, ice dealers | 7 | 5 | 429 | (D) | 74 | 1,911 | 1,865 | 33 | 30 | 5 |
| Feed, farm, garden supply stores | 4 | 4 | 416 | 416 | 18 | 412 | 412 | 8 | 8 | 3 |
| Jewelry stores | 8 | 8 | 321 | 321 | 66 | 1,404 | 1,344 | 27 | 25 | 7 |
| Book, stationery stores | 1 | 1 | (D) | (D) | (D) | (D) | (D) | (D) | (D) | (D) |
| Other retail stores (except second-hand) | 12 | 12 | (D) | (D) | (D) | (D) | (D) | (D) | (D) | (D) |
| Second-hand stores | 7 | 7 | 255 | 237 | 37 | 685 | 685 | 15 | 15 | 8 |
| Nonstore retailers | 19 | 3 | 206 | 106 | 13 | 256 | 256 | 4 | 4 | 18 |
| BREVARD COUNTY | | | | | | | | | | |
| Retail trade, total | 536 | 348 | 39,032 | 35,846 | 3,460 | 66,880 | 62,777 | 1,615 | 1,359 | 597 |
| Food stores, total | 87 | 39 | 11,081 | 10,265 | 649 | 11,824 | 10,431 | 295 | 197 | 102 |
| Grocery stores | 53 | 27 | 9,637 | 9,069 | 468 | 8,658 | 7,377 | 227 | 136 | 60 |
| Meat markets, fish (seafood) markets | 5 | 1 | (D) | (D) | (D) | (D) | (D) | (D) | (D) | (D) |
| Fruit stores, vegetable markets | 15 | 5 | 860 | 742 | 141 | 2,258 | 2,221 | 47 | 44 | 17 |
| Candy, nut, confectionery stores | 2 | 2 | (D) | (D) | (D) | (D) | (D) | (D) | (D) | (D) |
| Other food stores | 10 | 4 | 268 | 182 | 17 | 465 | 425 | 11 | 8 | 17 |
| Eating, drinking places, total | 112 | 86 | 3,417 | 3,173 | 484 | 9,310 | 8,354 | 329 | 284 | 131 |
| Eating places | 84 | 62 | 2,061 | 1,831 | 369 | 7,249 | 6,498 | 276 | 240 | 95 |
| Drinking places | 28 | 24 | 1,356 | 1,342 | 115 | 2,061 | 1,856 | 53 | 44 | 36 |
| General merchandise group, total | 18 | 14 | 1,177 | 1,105 | 120 | 2,461 | 2,320 | 87 | 73 | 20 |
| General merchandise group (except variety) | 8 | 6 | 474 | (D) | 38 | 972 | 972 | 19 | 19 | 12 |
| Variety stores | 10 | 8 | 703 | (D) | 82 | 1,489 | 1,348 | 68 | 54 | 8 |
| Apparel, accessories stores, total | 32 | 22 | 1,561 | 1,339 | 131 | 2,391 | 2,168 | 73 | 54 | 38 |
| Shoe stores | 3 | 1 | 152 | (D) | (D) | (D) | (D) | (D) | (D) | (D) |
| Men's, boys' clothing and furnishings stores | (NA) | 4 | (NA) | 210 | 18 | 379 | 379 | 9 | 7 | (NA) |
| Family clothing stores | (NA) | 6 | (NA) | 715 | 71 | 1,289 | 1,138 | 38 | 25 | (NA) |
| Women's clothing, specialty stores | 12 | 8 | 316 | 238 | 26 | 359 | 337 | 16 | 13 | 13 |
| Ready-to-wear stores | (NA) | 8 | (NA) | 238 | 26 | 359 | 337 | 16 | 13 | (NA) |
| Other clothing, specialty stores | (NA) | 8 | (NA) | 238 | 26 | 359 | 337 | 16 | 13 | (NA) |
| Other apparel stores | 5 | 3 | 112 | (D) | (D) | (D) | (D) | (D) | (D) | (D) |
| Furniture, home furnishings, appliance dealers, total | 23 | 19 | 1,905 | 1,699 | 213 | 4,780 | 4,657 | 96 | 89 | 27 |
| Furniture, home furnishings stores, antique stores | 9 | 7 | 874 | (D) | 95 | 1,703 | 1,678 | 37 | 33 | 10 |
| Household appliance, radio, TV stores | 14 | 12 | 1,031 | (D) | 118 | 3,077 | 2,979 | 59 | 56 | 17 |
| Automotive group | 37 | 29 | 6,851 | 6,767 | 741 | 13,669 | 13,461 | 225 | 215 | 34 |
| Gasoline service stations | 83 | 53 | 4,807 | 4,009 | 265 | 5,105 | 4,582 | 130 | 99 | 94 |
| Lumber, bldg. mats., hardware, farm equip. dealers, total | 25 | 19 | 3,580 | 3,504 | 416 | 8,510 | 8,384 | 134 | 132 | 24 |
| Farm equipment dealers | 3 | 3 | 300 | 300 | 40 | 863 | 863 | 16 | 16 | 3 |
| Lumber, building materials, supplies, equipment dealers | 12 | 10 | 2,670 | (D) | 311 | 6,496 | 6,370 | 99 | 97 | 7 |
| Hardware stores | 8 | 6 | 588 | (D) | 65 | 1,151 | 1,151 | 19 | 19 | 10 |
| Drug stores, proprietary stores, total | 18 | 14 | 1,590 | 1,544 | 180 | 3,539 | 3,347 | 124 | 108 | 18 |
| Drug stores | (NA) | 11 | (NA) | 1,368 | 168 | 3,338 | 3,186 | 113 | 100 | (NA) |
| Proprietary stores | (NA) | 3 | (NA) | 176 | 12 | 201 | 161 | 11 | 8 | (NA) |
| Other retail stores, total | 75 | 45 | 2,648 | 2,190 | 206 | 4,171 | 4,003 | 98 | 85 | 80 |
| Liquor stores | 15 | 11 | 764 | 718 | 51 | 993 | 920 | 24 | 20 | 11 |
| Fuel, ice dealers | 4 | 4 | 343 | 343 | 56 | 1,127 | 1,100 | 19 | 18 | 2 |
| Feed, farm, garden supply stores | 10 | 6 | 531 | 443 | 26 | 450 | 450 | 9 | 9 | 11 |
| Jewelry stores | 8 | 4 | 166 | 108 | 20 | 413 | 408 | 7 | 6 | 7 |
| Book, stationery stores | ... | ... | ... | ... | ... | ... | ... | ... | ... | ... |
| Other retail stores (except second-hand) | 32 | 18 | (D) | (D) | (D) | (D) | (D) | (D) | (D) | (D) |
| Second-hand stores | 2 | 2 | (D) | (D) | (D) | (D) | (D) | (D) | (D) | (D) |
| Nonstore retailers | 26 | 8 | 415 | 251 | 55 | 1,120 | 1,070 | 24 | 23 | 29 |
| BROWARD COUNTY | | | | | | | | | | |
| Retail trade, total | 2,227 | 1,511 | 225,165 | 211,973 | 22,640 | 435,226 | 417,380 | 8,764 | 7,806 | 2,328 |
| Food stores, total | 274 | 162 | 49,506 | 46,150 | 2,784 | 51,471 | 47,053 | 1,145 | 874 | 291 |
| Grocery stores | 171 | 97 | 45,531 | 43,115 | 2,451 | 45,206 | 40,995 | 996 | 740 | 171 |
| Meat markets, fish (seafood) markets | 20 | 8 | 1,261 | 739 | 58 | 1,099 | 1,085 | 22 | 21 | 20 |
| Fruit stores, vegetable markets | 28 | 20 | 1,013 | 903 | 82 | 987 | 982 | 25 | 24 | 29 |
| Candy, nut, confectionery stores | 6 | 6 | 272 | (D) | 23 | 737 | 662 | 20 | 15 | 13 |
| Bakery products stores | 26 | 18 | 599 | 537 | 105 | 1,899 | 1,827 | 52 | 47 | 34 |
| Other food stores | 15 | 13 | 790 | (D) | 65 | 1,543 | 1,502 | 30 | 27 | 22 |
| Eating, drinking places, total | 500 | 370 | 25,525 | 23,429 | 4,218 | 82,106 | 77,346 | 2,291 | 2,015 | 616 |
| Eating places (except refreshment stands) | 268 | 210 | 15,674 | 14,964 | 3,164 | 59,313 | 55,749 | 1,767 | 1,553 | 335 |
| Refreshment stands | 43 | 27 | 979 | 823 | 138 | 2,174 | 2,059 | 74 | 63 | 57 |
| Drinking places | 185 | 133 | 8,814 | 7,642 | 916 | 20,619 | 19,538 | 450 | 399 | 220 |
| General merchandise group, total | 71 | 47 | 15,053 | 14,763 | 2,027 | 40,600 | 38,892 | 946 | 853 | 73 |
| Department stores | 2 | 2 | (D) | (D) | (D) | (D) | (D) | (D) | (D) | (D) |
| Dry goods, general merchandise stores | 39 | 23 | 1,804 | 1,618 | 213 | 4,674 | 4,562 | 84 | 80 | 40 |
| General stores | 4 | 4 | (D) | (D) | (D) | (D) | (D) | (D) | (D) | (D) |
| Variety stores | 24 | 18 | 3,710 | 3,670 | 479 | 9,314 | 8,464 | 334 | 272 | 25 |

Standard Notes: (D) Withheld to avoid disclosure. (NA) Not available. n.e.c. Not elsewhere classified. XXX Not applicable. (Z) Less than \$500. ... Represents zero.
¹Group totals may include data for establishments without payroll which could not be classified by detailed kind of business.

Table 104. RETAIL TRADE: 1954 — COUNTIES WITH 500 ESTABLISHMENTS OR MORE—Continued

Establishments, Sales, Payroll, and Personnel, by Kind of Business

| County and kind of business | Establishments | | Sales | | Payroll, entire year (\$1,000) | Payroll, workweek ended nearest Nov. 15 | | Paid employees, workweek ended nearest Nov. 15 | | Proprietors (unincorporated businesses only) ¹ (Number) |
|---|--------------------|--------------|--|-----------------------------|-----------------------------------|---|---------------|--|---------------|---|
| | Total ¹ | With payroll | Total, all establishments ¹ | Establishments with payroll | | Total | Full workweek | Total | Full workweek | |
| | (Number) | (Number) | (\$1,000) | (\$1,000) | (Dollars) | (Dollars) | (Number) | (Number) | | |
| BROWARD COUNTY -- Con. | | | | | | | | | | |
| Apparel, accessories stores, total | 253 | 221 | 20,402 | 19,942 | 2,275 | 40,760 | 38,659 | 880 | 772 | 213 |
| Shoe stores | 31 | 29 | 2,948 | (D) | 337 | 5,580 | 5,503 | 112 | 103 | 21 |
| Men's, boys' clothing and furnishings stores | (NA) | 40 | (NA) | 4,156 | 493 | 8,412 | 8,285 | 137 | 132 | (NA) |
| Family clothing stores | (NA) | 24 | (NA) | 2,987 | 414 | 7,501 | 7,071 | 147 | 131 | (NA) |
| Women's clothing, specialty stores | 122 | 108 | 9,065 | 8,889 | 937 | 17,556 | 16,124 | 445 | 369 | 114 |
| Ready-to-wear stores | (NA) | 86 | (NA) | 8,088 | 836 | 15,799 | 14,454 | 395 | 326 | (NA) |
| Millinery stores | (NA) | 4 | (NA) | 64 | 8 | 124 | 80 | 5 | 2 | (NA) |
| Other clothing, specialty stores | (NA) | 18 | (NA) | 737 | 93 | 1,633 | 1,590 | 45 | 41 | (NA) |
| Other apparel stores | 24 | 20 | 1,034 | (D) | 94 | 1,711 | 1,676 | 39 | 37 | 24 |
| Furniture, home furnishings, appliance dealers, total | 161 | 115 | 15,667 | 14,897 | 1,885 | 35,734 | 34,762 | 560 | 529 | 146 |
| Furniture, home furnishings stores | 110 | 80 | 9,050 | 8,632 | 1,195 | 21,959 | 21,104 | 371 | 343 | 95 |
| Furniture stores | (NA) | 45 | (NA) | 6,262 | 834 | 16,190 | 15,633 | 275 | 251 | (NA) |
| Home furnishings stores, antique stores | (NA) | 35 | (NA) | 2,370 | 361 | 5,769 | 5,471 | 96 | 92 | (NA) |
| Household appliance, radio, TV stores | 51 | 35 | 6,585 | 6,265 | 690 | 13,775 | 13,658 | 189 | 186 | 49 |
| Automotive group, total | 108 | 88 | 41,394 | 41,052 | 3,799 | 72,049 | 71,176 | 927 | 904 | 91 |
| Passenger car dealers (franchised) | 33 | 29 | 32,450 | 32,436 | 2,785 | 52,819 | 52,540 | 620 | 617 | 11 |
| Passenger car dealers (nonfranchised) | 25 | 21 | 3,396 | 3,280 | 176 | 2,725 | 2,705 | 53 | 52 | 31 |
| Tire, battery, accessory dealers | 26 | 24 | 2,719 | (D) | 392 | 7,617 | 7,081 | 127 | 110 | 26 |
| Other automotive dealers | 24 | 14 | 2,829 | (D) | 446 | 8,888 | 8,850 | 127 | 125 | 23 |
| Gasoline service stations | 197 | 145 | 12,117 | 10,621 | 883 | 18,515 | 17,873 | 375 | 348 | 225 |
| Lumber, bldg. mats., hardware, farm equip. dealers, total | 93 | 69 | 15,735 | 15,285 | 1,753 | 34,709 | 34,033 | 508 | 481 | 78 |
| Farm equipment dealers | 6 | 6 | 916 | 916 | 115 | 1,850 | 1,850 | 28 | 28 | 5 |
| Lumber, building materials dealers | 24 | 20 | 9,904 | 9,850 | 968 | 19,553 | 18,993 | 289 | 268 | 19 |
| Plumbing, paint, electrical stores | 29 | 23 | 2,478 | 2,370 | 362 | 7,492 | 7,405 | 104 | 101 | 17 |
| Hardware stores | 34 | 20 | 2,437 | 2,149 | 308 | 5,814 | 5,785 | 87 | 84 | 37 |
| Drug stores, proprietary stores, total | 75 | 65 | 8,821 | 8,595 | 1,191 | 22,823 | 21,795 | 490 | 424 | 71 |
| Drug stores | (NA) | 47 | (NA) | 6,414 | 1,014 | 18,583 | 17,969 | 365 | 331 | (NA) |
| Proprietary stores | (NA) | 18 | (NA) | 2,181 | 177 | 4,240 | 3,826 | 125 | 93 | (NA) |
| Other retail stores, total | 384 | 216 | 17,353 | 14,571 | 1,536 | 30,469 | 29,801 | 555 | 519 | 417 |
| Liquor stores | 65 | 37 | 5,188 | 4,234 | 230 | 3,935 | 3,771 | 74 | 65 | 76 |
| Fuel, ice dealers | 14 | 8 | 1,331 | 1,263 | 240 | 5,396 | 5,396 | 73 | 73 | 14 |
| Feed, farm, garden supply stores | 29 | 17 | 1,897 | 1,787 | 194 | 3,608 | 3,486 | 63 | 57 | 27 |
| Jewelry stores | 9 | 29 | 1,934 | 1,794 | 211 | 3,817 | 3,739 | 63 | 60 | 36 |
| Book, stationery stores | 1 | 7 | 374 | (D) | (D) | (D) | (D) | (D) | (D) | (D) |
| Sporting goods, bicycle stores | 31 | 13 | 765 | 437 | 34 | 706 | 665 | 15 | 13 | 38 |
| Florists | 15 | 11 | 633 | 581 | 147 | 3,539 | 3,480 | 75 | 72 | 17 |
| Cigar stores, stands | 8 | 4 | 207 | 157 | 14 | 295 | 295 | 9 | 9 | 10 |
| News dealers, newsstands | 4 | 2 | 137 | (D) | (D) | (D) | (D) | (D) | (D) | (D) |
| Gift, novelty, souvenir stores | 66 | 40 | 1,304 | 1,040 | 100 | 2,343 | 2,242 | 59 | 53 | 71 |
| Music stores | 10 | 6 | 353 | 211 | 22 | 481 | 481 | 12 | 12 | 17 |
| Camera, photographic supply stores | 4 | 4 | 328 | 328 | 30 | 426 | 426 | 7 | 7 | 5 |
| Other retail stores (except second-hand) | 30 | 28 | 1,865 | (D) | 210 | 3,885 | 3,813 | 59 | 57 | 32 |
| Second-hand stores | 14 | 10 | 499 | 481 | 42 | 800 | 784 | 21 | 18 | 11 |
| Nonstore retailers, total | 111 | 13 | 3,592 | 2,668 | 289 | 5,990 | 5,990 | 87 | 87 | 107 |
| Mail order houses | 3 | 3 | (D) | (D) | (D) | (D) | (D) | (D) | (D) | (D) |
| Direct selling (house-to-house) organizations | 105 | 9 | 2,483 | (D) | 214 | 4,482 | 4,482 | 72 | 72 | 103 |
| Merchandise vending machine operators | 3 | 1 | (D) | (D) | (D) | (D) | (D) | (D) | (D) | (D) |
| DADE COUNTY (See Miami Standard Metropolitan Area, table 103) | | | | | | | | | | |
| DUVAL COUNTY (See Jacksonville Standard Metropolitan Area, table 103) | | | | | | | | | | |
| ESCAMBIA COUNTY | | | | | | | | | | |
| Retail trade, total | 1,199 | 729 | 129,249 | 121,305 | 12,975 | 255,924 | 229,064 | 5,716 | 5,048 | 1,270 |
| Food stores, total | 330 | 132 | 32,987 | 28,893 | 1,709 | 34,389 | 32,556 | 974 | 857 | 349 |
| Grocery stores | 285 | 111 | 31,450 | 27,626 | 1,564 | 31,387 | 29,695 | 888 | 780 | 296 |
| Meat markets, fish (seafood) markets | 26 | 10 | 848 | 698 | 45 | 693 | 653 | 21 | 17 | 24 |
| Fruit stores, vegetable markets | 6 | 2 | (D) | (D) | (D) | (D) | (D) | (D) | (D) | (D) |
| Candy, nut, confectionery stores | 2 | ••• | (D) | ••• | ••• | ••• | ••• | ••• | ••• | (D) |
| Other food stores | 11 | 9 | 509 | (D) | (D) | (D) | (D) | (D) | (D) | (D) |
| Eating, drinking places, total | 225 | 157 | 9,424 | 8,590 | 1,469 | 29,227 | 27,544 | 1,060 | 951 | 291 |
| Eating places | 145 | 95 | 5,982 | 5,402 | 1,115 | 22,582 | 21,394 | 814 | 732 | 180 |
| Drinking places | 80 | 62 | 3,442 | 3,188 | 354 | 6,645 | 6,150 | 246 | 219 | 111 |
| General merchandise group, total | 31 | 23 | 11,893 | 11,621 | 1,566 | 35,732 | 16,302 | 773 | 571 | 27 |
| General merchandise group (except variety) | 20 | 16 | 8,605 | 8,493 | 1,092 | 26,995 | 9,682 | 420 | 351 | 21 |
| Variety stores | 11 | 7 | 3,288 | 3,128 | 474 | 8,737 | 6,620 | 353 | 220 | 6 |
| Apparel, accessories stores, total | 92 | 82 | 9,766 | 9,656 | 1,135 | 23,193 | 22,051 | 602 | 508 | 71 |
| Shoe stores | 15 | 15 | 1,812 | 1,812 | 190 | 3,922 | 3,708 | 86 | 60 | 8 |
| Men's, boys' clothing and furnishings stores | 25 | 25 | 2,931 | 2,931 | 427 | 8,335 | 8,020 | 153 | 130 | 13 |
| Family clothing stores | 7 | 7 | 776 | 776 | 82 | 1,481 | 1,396 | 53 | 44 | 6 |
| Women's clothing, specialty stores | 30 | 28 | 3,887 | (D) | 393 | 8,387 | 7,894 | 291 | 256 | 26 |
| Ready-to-wear stores | (NA) | 24 | (NA) | 3,554 | 348 | 7,177 | 6,788 | 260 | 233 | (NA) |
| Other clothing, specialty stores | (NA) | 4 | (NA) | 4 | 45 | 1,210 | 1,106 | 31 | 23 | (NA) |
| Other apparel stores | 11 | 7 | 330 | (D) | 43 | 1,068 | 1,033 | 19 | 18 | 14 |

Standard Notes: (D) Withheld to avoid disclosure. (NA) Not available. n.e.c. Not elsewhere classified. XXX Not applicable. (Z) Less than \$500. ... Represents zero.
¹ Group totals may include data for establishments without payroll which could not be classified by detailed kind of business.

Table 104. RETAIL TRADE: 1954 — COUNTIES WITH 500 ESTABLISHMENTS OR MORE—Continued

Establishments, Sales, Payroll, and Personnel, by Kind of Business

| County and kind of business | Establishments | | Sales | | Payroll, entire year (\$1,000) | Payroll, workweek ended nearest Nov. 15 | | Paid employees, workweek ended nearest Nov. 15 | | Proprietors (unincorporated businesses only) ¹ (Number) |
|---|--------------------------------|--------------------------|---|--|-----------------------------------|---|----------------------------|--|---------------------------|---|
| | Total ¹ (Number) | With payroll (Number) | Total, all establishments ¹ (\$1,000) | Establishments with payroll (\$1,000) | | Total (Dollars) | Full workweek (Dollars) | Total (Number) | Full workweek (Number) | |
| ESCAMBIA COUNTY -- Con. | | | | | | | | | | |
| Furniture, home furnishings, appliance dealers, total | 56 | 46 | 7,637 | 7,339 | 1,069 | 19,985 | 19,723 | 351 | 336 | 50 |
| Furniture, home furnishings stores, antique stores | 29 | 27 | 5,384 | (D) | 822 | 15,406 | 15,292 | 269 | 260 | 22 |
| Household appliance, radio, TV stores | 27 | 19 | 2,253 | (D) | 247 | 4,579 | 4,431 | 82 | 76 | 28 |
| Automotive group | 62 | 48 | 29,048 | 28,752 | 2,927 | 53,703 | 53,562 | 719 | 703 | 63 |
| Gasoline service stations | 117 | 81 | 7,852 | 7,176 | 680 | 13,827 | 13,079 | 321 | 288 | 117 |
| Lumber, bldg. mats., hardware, farm equip. dealers, total | 39 | 27 | 6,668 | 6,532 | 796 | 14,687 | 14,342 | 265 | 246 | 39 |
| Farm equipment dealers | 1 | 1 | (D) | (D) | (D) | (D) | (D) | (D) | (D) | (D) |
| Lumber, building materials, supplies, equipment dealers | 20 | 14 | (D) | (D) | (D) | (D) | (D) | (D) | (D) | (D) |
| Hardware stores | 18 | 12 | 2,575 | 2,485 | 304 | 5,686 | 5,586 | 95 | 89 | 19 |
| Drug stores, proprietary stores, total | 31 | 23 | 3,852 | 3,762 | 586 | 9,933 | 9,283 | 221 | 191 | 27 |
| Drug stores | (NA) | 21 | (NA) | (D) | (D) | (D) | (D) | (D) | (D) | (NA) |
| Proprietary stores | (NA) | 2 | (NA) | (D) | (D) | (D) | (D) | (D) | (D) | (NA) |
| Other retail stores, total | 159 | 101 | 8,819 | 8,123 | 902 | 18,379 | 17,803 | 385 | 354 | 183 |
| Liquor stores | 27 | 21 | 2,414 | 2,164 | 118 | 2,701 | 2,586 | 67 | 61 | 35 |
| Fuel, ice dealers | 12 | 8 | 804 | 778 | 109 | 2,401 | 2,381 | 46 | 45 | 11 |
| Feed, farm, garden supply stores | 9 | 9 | 994 | 994 | 78 | 1,605 | 1,574 | 35 | 32 | 9 |
| Jewelry stores | 9 | 9 | 1,410 | 1,410 | 227 | 4,233 | 4,223 | 78 | 77 | 11 |
| Book, stationery stores | 4 | 4 | 232 | 232 | 26 | 681 | 626 | 14 | 12 | 4 |
| Other retail stores (except second-hand) | 61 | 39 | 2,329 | 2,069 | 267 | 5,224 | 4,894 | 110 | 94 | 72 |
| Second-hand stores | 23 | 11 | 534 | 476 | 77 | 1,534 | 1,519 | 35 | 33 | 25 |
| Nonstore retailers | 57 | 9 | 1,303 | 861 | 136 | 2,869 | 2,819 | 45 | 43 | 53 |
| HILLSBOROUGH COUNTY | | | | | | | | | | |
| Retail trade, total | 3,409 | 1,957 | 321,112 | 297,530 | 32,517 | 647,965 | 613,788 | 14,582 | 12,624 | 3,592 |
| Food stores, total | 748 | 330 | 73,703 | 65,619 | 3,417 | 67,259 | 61,424 | 1,866 | 1,471 | 850 |
| Grocery stores | 593 | 269 | 68,883 | 62,107 | 3,051 | 58,657 | 53,198 | 1,650 | 1,280 | 664 |
| Meat markets, fish (seafood) markets | 42 | 14 | 1,882 | 1,358 | 65 | 1,362 | 1,342 | 32 | 31 | 62 |
| Fruit stores, vegetable markets | 34 | 6 | 889 | 549 | 35 | 850 | 775 | 19 | 15 | 36 |
| Candy, nut, confectionery stores | 9 | 3 | 154 | 52 | 8 | 136 | 136 | 7 | 7 | 8 |
| Bakery products stores | 28 | 20 | 985 | 845 | 184 | 4,667 | 4,516 | 114 | 104 | 39 |
| Other food stores | 34 | 18 | 844 | 708 | 74 | 1,587 | 1,457 | 44 | 34 | 32 |
| Eating, drinking places, total | 636 | 414 | 26,245 | 23,545 | 4,008 | 80,416 | 77,671 | 2,559 | 2,331 | 735 |
| Eating places (except refreshment stands) | 258 | 210 | 14,263 | 13,767 | 2,875 | 58,867 | 57,321 | 1,827 | 1,695 | 302 |
| Refreshment stands | 65 | 31 | 1,592 | 1,110 | 165 | 3,375 | 3,043 | 127 | 97 | 71 |
| Drinking places | 313 | 173 | 10,390 | 8,668 | 968 | 18,174 | 17,307 | 605 | 539 | 362 |
| General merchandise group, total | 114 | 62 | 36,151 | 35,433 | 5,779 | 111,983 | 98,421 | 2,907 | 2,099 | 108 |
| Department stores | 5 | 5 | 24,178 | 24,178 | 4,329 | 85,295 | 75,781 | 1,916 | 1,424 | ... |
| Dry goods, general merchandise stores | 61 | 27 | 2,685 | 2,257 | 222 | 4,144 | 3,788 | 130 | 99 | 61 |
| General stores | 8 | 4 | 462 | 334 | 17 | 280 | 187 | 11 | 5 | 13 |
| Variety stores | 40 | 26 | 8,826 | 8,664 | 1,211 | 22,264 | 18,665 | 850 | 571 | 34 |
| Apparel, accessories stores, total | 170 | 150 | 17,654 | 17,486 | 2,180 | 39,516 | 38,246 | 987 | 872 | 138 |
| Shoe stores | 33 | 31 | 4,172 | (D) | 479 | 8,537 | 7,901 | 202 | 148 | 16 |
| Men's, boys' clothing and furnishings stores | (NA) | 30 | (NA) | 3,931 | 597 | 9,767 | 9,666 | 185 | 173 | (NA) |
| Family clothing stores | (NA) | 15 | (NA) | 1,606 | 163 | 2,808 | 2,636 | 105 | 84 | (NA) |
| Women's clothing, specialty stores | 64 | 56 | 7,103 | 7,051 | 858 | 16,508 | 16,184 | 444 | 419 | 43 |
| Ready-to-wear stores | (NA) | 44 | (NA) | 5,386 | 650 | 12,106 | 11,816 | 333 | 313 | (NA) |
| Millinery stores | (NA) | 7 | (NA) | (D) | (D) | (D) | (D) | (D) | (D) | (NA) |
| Other clothing, specialty stores | (NA) | 5 | (NA) | (D) | (D) | (D) | (D) | (D) | (D) | (NA) |
| Other apparel stores | 20 | 18 | 748 | (D) | 83 | 1,896 | 1,857 | 51 | 48 | 31 |
| Furniture, home furnishings, appliance dealers, total | 208 | 150 | 16,489 | 15,055 | 2,074 | 40,182 | 38,847 | 749 | 707 | 202 |
| Furniture, home furnishings stores | 116 | 86 | 9,707 | 9,051 | 1,377 | 26,127 | 25,619 | 478 | 457 | 106 |
| Furniture stores | (NA) | 60 | (NA) | 7,581 | 1,112 | 20,785 | 20,572 | 385 | 374 | (NA) |
| Home furnishings stores, antique stores | (NA) | 26 | (NA) | 1,470 | 265 | 5,342 | 5,047 | 93 | 83 | (NA) |
| Household appliance, radio, TV stores | 92 | 64 | 6,782 | 6,004 | 697 | 14,055 | 13,228 | 271 | 250 | 96 |
| Automotive group, total | 173 | 127 | 64,279 | 63,469 | 5,965 | 114,786 | 113,276 | 1,674 | 1,624 | 153 |
| Passenger car dealers (franchised) | 27 | 27 | 42,759 | 42,759 | 4,152 | 80,210 | 79,647 | 1,118 | 1,103 | 11 |
| Passenger car dealers (nonfranchised) | 89 | 57 | 13,213 | 12,549 | 669 | 13,403 | 13,215 | 213 | 210 | 99 |
| Tire, battery, accessory dealers | 37 | 29 | 5,987 | 5,887 | 929 | 16,584 | 15,868 | 274 | 243 | 23 |
| Other automotive dealers | 20 | 14 | 2,320 | 2,274 | 215 | 4,589 | 4,546 | 69 | 68 | 20 |
| Gasoline service stations | 378 | 228 | 18,940 | 15,306 | 1,412 | 28,186 | 26,737 | 649 | 571 | 422 |
| Lumber, bldg. mats., hardware, farm equip. dealers, total | 170 | 116 | 19,241 | 18,439 | 2,169 | 44,839 | 43,875 | 782 | 746 | 156 |
| Farm equipment dealers | 11 | 11 | (D) | (D) | (D) | (D) | (D) | (D) | (D) | (D) |
| Lumber, building materials dealers | 44 | 38 | 10,044 | 9,896 | 1,160 | 24,732 | 23,907 | 433 | 407 | 33 |
| Plumbing, paint, electrical stores | 37 | 21 | (D) | (D) | (D) | (D) | (D) | (D) | (D) | (D) |
| Hardware stores | 78 | 46 | 5,255 | 4,771 | 548 | 11,058 | 10,929 | 213 | 204 | 78 |
| Drug stores, proprietary stores, total | 128 | 96 | 12,157 | 11,595 | 1,638 | 33,158 | 31,154 | 810 | 721 | 132 |
| Drug stores | (NA) | 67 | (NA) | 10,573 | 1,565 | 31,572 | 29,859 | 755 | 681 | (NA) |
| Proprietary stores | (NA) | 29 | (NA) | 922 | 73 | 1,586 | 1,285 | 55 | 40 | (NA) |

Standard Notes: (D) Withheld to avoid disclosure. (NA) Not available. n.e.c. Not elsewhere classified. XXX Not applicable. (Z) Less than \$500. ... Represents zero.
¹ Group totals may include data for establishments without payroll which could not be classified by detailed kind of business.

Table 104. RETAIL TRADE: 1954 — COUNTIES WITH 500 ESTABLISHMENTS OR MORE—Continued

Establishments, Sales, Payroll, and Personnel, by Kind of Business

| County and kind of business | Establishments | | Sales | | Payroll, entire year (\$1,000) | Payroll, workweek ended nearest Nov. 15 | | Paid employees, workweek ended nearest Nov. 15 | | Proprietors (unincorporated businesses only) ¹ (Number) |
|---|--------------------------------|--------------------------|---|--|-----------------------------------|---|----------------------------|--|---------------------------|---|
| | Total ¹ (Number) | With payroll (Number) | Total, all establishments ¹ (\$1,000) | Establishments with payroll (\$1,000) | | Total (Dollars) | Full workweek (Dollars) | Total (Number) | Full workweek (Number) | |
| HILLSBOROUGH COUNTY--Con. | | | | | | | | | | |
| Other retail stores, total | 470 | 250 | 29,706 | 26,732 | 2,801 | 57,092 | 54,029 | 1,137 | 1,034 | 484 |
| Liquor stores | 42 | 32 | 5,545 | 5,113 | 261 | 5,450 | 5,285 | 117 | 106 | 43 |
| Fuel, ice dealers | 40 | 16 | 2,168 | 1,872 | 217 | 5,528 | 5,396 | 97 | 93 | 37 |
| Feed, farm, garden supply stores | 50 | 38 | 10,226 | 9,924 | 638 | 13,587 | 11,584 | 263 | 224 | 54 |
| Jewelry stores | 42 | 24 | 2,794 | 8,510 | 427 | 8,144 | 7,995 | 157 | 147 | 45 |
| Book, stationery stores | 8 | 8 | 868 | 868 | 127 | 2,743 | 2,701 | 49 | 48 | 8 |
| Sporting goods, bicycle stores | 15 | 9 | 404 | (D) | 64 | 1,320 | 1,258 | 24 | 21 | 17 |
| Florists | 43 | 19 | 790 | 554 | 105 | 2,042 | 1,872 | 62 | 50 | 48 |
| Cigar stores, stands | 16 | 10 | (D) | (D) | (D) | (D) | (D) | (D) | (D) | (D) |
| News dealers, newsstands | 11 | 5 | 199 | 133 | 15 | 298 | 276 | 11 | 9 | 9 |
| Gift, novelty, souvenir stores | 24 | 6 | 310 | 86 | 7 | 97 | 80 | 6 | 3 | 27 |
| Music stores | 15 | 9 | 1,144 | 1,084 | 219 | 3,913 | 3,865 | 58 | 54 | 15 |
| Camera, photographic supply stores | 5 | 5 | 301 | 301 | 53 | 950 | 881 | 19 | 17 | 4 |
| Other retail stores (except second-hand) | 33 | 31 | (D) | (D) | (D) | (D) | (D) | (D) | (D) | (D) |
| Second-hand stores | 66 | 38 | 1,577 | 1,163 | 156 | 3,217 | 3,150 | 76 | 73 | 69 |
| Nonstore retailers, total | 214 | 34 | 6,547 | 4,851 | 1,074 | 30,548 | 30,108 | 462 | 448 | 212 |
| Mail order houses | 18 | 12 | (D) | (D) | (D) | (D) | (D) | (D) | (D) | (D) |
| Direct selling (house-to-house) organizations | 184 | 18 | 3,616 | 2,164 | 724 | 14,331 | 14,275 | 192 | 190 | 186 |
| Merchandise vending machine operators | 12 | 4 | (D) | (D) | (D) | (D) | (D) | (D) | (D) | (D) |
| LAKE COUNTY | | | | | | | | | | |
| Retail trade, total | 592 | 322 | 43,128 | 37,860 | 3,619 | 66,988 | 64,212 | 1,532 | 1,332 | 635 |
| Food stores, total | 107 | 45 | 10,862 | 9,560 | 571 | 11,242 | 10,240 | 275 | 202 | 111 |
| Grocery stores | 80 | 38 | 10,474 | 9,310 | 548 | 10,703 | 9,718 | 261 | 190 | 83 |
| Meat markets, fish (seafood) markets | 1 | 1 | (D) | (D) | (D) | (D) | (D) | (D) | (D) | (D) |
| Fruit stores, vegetable markets | 22 | 4 | 261 | 143 | 13 | 424 | 412 | 10 | 9 | 23 |
| Candy, nut, confectionery stores | ••• | ••• | ••• | ••• | ••• | ••• | ••• | ••• | ••• | ••• |
| Other food stores | 4 | 2 | (D) | (D) | (D) | (D) | (D) | (D) | (D) | (D) |
| Eating, drinking places, total | 82 | 58 | 2,626 | 2,218 | 284 | 5,895 | 5,525 | 198 | 170 | 101 |
| Eating places | 54 | 42 | 1,509 | 1,331 | 202 | 4,320 | 3,990 | 163 | 137 | 71 |
| Drinking places | 28 | 16 | 1,117 | 887 | 82 | 1,575 | 1,535 | 35 | 33 | 30 |
| General merchandise group, total | 31 | 23 | 2,434 | 2,270 | 255 | 4,149 | 4,056 | 143 | 135 | 25 |
| General merchandise group (except variety) | 21 | 13 | 1,561 | 1,397 | 159 | 2,472 | 2,448 | 55 | 52 | 21 |
| Variety stores | 10 | 10 | 873 | 873 | 96 | 1,677 | 1,608 | 88 | 83 | 4 |
| Apparel, accessories stores, total | 38 | 26 | 1,906 | 1,742 | 183 | 3,523 | 3,110 | 108 | 72 | 40 |
| Shoe stores | ••• | ••• | ••• | ••• | ••• | ••• | ••• | ••• | ••• | ••• |
| Men's, boys' clothing and furnishings stores | (NA) | 5 | (NA) | 214 | 16 | 180 | 165 | (D) | (D) | (NA) |
| Family clothing stores | (NA) | 10 | (NA) | (D) | (D) | (D) | (D) | (D) | (D) | (NA) |
| Women's clothing, specialty stores | 14 | 10 | 677 | 603 | 68 | 1,462 | 1,263 | 40 | 29 | 12 |
| Ready-to-wear stores | (NA) | 9 | (NA) | (D) | (D) | (D) | (D) | (D) | (D) | (NA) |
| Other clothing, specialty stores | (NA) | 1 | (NA) | (D) | (D) | (D) | (D) | (D) | (D) | (NA) |
| Other apparel stores | 1 | 1 | (D) | (D) | (D) | (D) | (D) | (D) | (D) | (D) |
| Furniture, home furnishings, appliance dealers, total | 27 | 17 | 1,663 | 1,477 | 187 | 3,635 | 3,348 | 80 | 65 | 28 |
| Furniture, home furnishings stores, antique stores | 16 | 12 | 1,155 | 1,061 | 144 | 2,646 | 2,444 | 57 | 46 | 14 |
| Household appliance, radio, TV stores | 11 | 5 | 508 | 416 | 43 | 989 | 904 | 23 | 19 | 14 |
| Automotive group | 39 | 29 | 8,835 | 8,229 | 919 | 15,480 | 15,381 | 249 | 243 | 33 |
| Gasoline service stations | 89 | 43 | 3,449 | 2,617 | 190 | 3,751 | 3,699 | 84 | 81 | 111 |
| Lumber, bldg. mats., hardware, farm equip. dealers, total | 23 | 23 | 3,874 | 3,874 | 453 | 8,548 | 8,397 | 156 | 147 | 14 |
| Farm equipment dealers | 1 | 1 | (D) | (D) | (D) | (D) | (D) | (D) | (D) | (D) |
| Lumber, building materials, supplies, equipment dealers | 13 | 13 | 2,745 | 2,745 | 315 | 5,861 | 5,820 | 99 | 96 | 5 |
| Hardware stores | 9 | 9 | (D) | (D) | (D) | (D) | (D) | (D) | (D) | (D) |
| Drug stores, proprietary stores, total | 18 | 14 | 1,413 | 1,375 | 189 | 3,706 | 3,545 | 99 | 87 | 22 |
| Drug stores | (NA) | 13 | (NA) | (D) | (D) | (D) | (D) | (D) | (D) | (NA) |
| Proprietary stores | (NA) | 1 | (NA) | (D) | (D) | (D) | (D) | (D) | (D) | (NA) |
| Other retail stores, total | 115 | 41 | 5,793 | 4,411 | 375 | 6,848 | 6,700 | 133 | 123 | 126 |
| Liquor stores | 28 | 12 | 1,474 | 712 | 56 | 670 | 670 | 12 | 12 | 34 |
| Fuel, ice dealers | 10 | 4 | 617 | 579 | 75 | 1,434 | 1,434 | 30 | 30 | 13 |
| Feed, farm, garden supply stores | 20 | 10 | 2,715 | 2,589 | 182 | 3,429 | 3,352 | 63 | 59 | 17 |
| Jewelry stores | 6 | 6 | 263 | 263 | 32 | 717 | 709 | 14 | 13 | 8 |
| Book, stationery stores | 2 | ••• | (D) | ••• | ••• | ••• | ••• | ••• | ••• | (D) |
| Other retail stores (except second-hand) | 30 | 8 | 497 | (D) | (D) | (D) | (D) | (D) | (D) | (D) |
| Second-hand stores | 7 | 1 | (D) | (D) | (D) | (D) | (D) | (D) | (D) | (D) |
| Nonstore retailers | 23 | 3 | 273 | 87 | 13 | 211 | 211 | 7 | 7 | 24 |
| LEON COUNTY | | | | | | | | | | |
| Retail trade, total | 521 | 339 | 58,267 | 54,903 | 5,783 | 115,332 | 109,752 | 2,604 | 2,293 | 523 |
| Food stores, total | 108 | 44 | 11,001 | 9,573 | 547 | 11,684 | 10,258 | 287 | 204 | 106 |
| Grocery stores | 92 | 36 | 10,463 | 9,155 | 474 | 10,077 | 8,661 | 246 | 164 | 88 |
| Meat markets, fish (seafood) markets | 4 | 4 | 232 | 232 | 27 | 430 | 420 | 11 | 10 | 3 |
| Fruit stores, vegetable markets | 2 | ••• | (D) | ••• | ••• | ••• | ••• | ••• | ••• | (D) |
| Candy, nut, confectionery stores | ••• | ••• | ••• | ••• | ••• | ••• | ••• | ••• | ••• | ••• |
| Other food stores | 8 | 4 | (D) | 188 | 46 | 1,177 | 1,177 | 30 | 30 | (D) |
| Eating, drinking places, total | 74 | 54 | 3,576 | 3,416 | 669 | 16,014 | 15,460 | 564 | 517 | 86 |
| Eating places | 66 | 50 | 3,445 | 3,331 | 658 | 15,733 | 15,186 | 556 | 510 | 7 |
| Drinking places | 6 | 4 | 131 | 85 | 11 | 281 | 274 | 8 | 7 | 9 |
| General merchandise group, total | 16 | 12 | 3,917 | 3,843 | 542 | 9,518 | 8,852 | 315 | 272 | 19 |
| General merchandise group (except variety) | 10 | 8 | (D) | (D) | (D) | (D) | (D) | (D) | (D) | (D) |
| Variety stores | 6 | 4 | (D) | (D) | (D) | (D) | (D) | (D) | (D) | (D) |

Standard Notes: (D) Withheld to avoid disclosure. (NA) Not available. n.e.c. Not elsewhere classified. XXX Not applicable. (Z) Less than \$500. ... Represents zero.
¹ Group totals may include data for establishments without payroll which could not be classified by detailed kind of business.

Table 104. RETAIL TRADE: 1954 — COUNTIES WITH 500 ESTABLISHMENTS OR MORE—Continued

Establishments, Sales, Payroll, and Personnel, by Kind of Business

| County and kind of business | Establishments | | Sales | | Payroll, entire year (\$1,000) | Payroll, workweek ended nearest Nov. 15 | | Paid employees, workweek ended nearest Nov. 15 | | Proprietors (unincorporated businesses only) ¹ (Number) |
|---|--------------------------------|--------------------------|---|--|-----------------------------------|---|----------------------------|--|---------------------------|---|
| | Total ¹ (Number) | With payroll (Number) | Total, all establishments ¹ (\$1,000) | Establishments with payroll (\$1,000) | | Total (Dollars) | Full workweek (Dollars) | Total (Number) | Full workweek (Number) | |
| LEON COUNTY—Con. | | | | | | | | | | |
| Apparel, accessories stores, total | 59 | 43 | 5,727 | 5,499 | 622 | 13,377 | 12,535 | 303 | 253 | 56 |
| Shoe stores | 9 | 9 | 908 | 908 | 95 | 1,485 | 1,396 | 40 | 33 | 9 |
| Men's, boys' clothing and furnishings stores | (NA) | 9 | (NA) | (D) | 90 | 1,570 | 1,492 | 37 | 32 | (NA) |
| Family clothing stores | (NA) | 4 | (NA) | 1,190 | 179 | 4,873 | 4,687 | 77 | 63 | (NA) |
| Women's clothing, specialty stores | 22 | 18 | 2,379 | 2,345 | 235 | 5,049 | 4,578 | 134 | 111 | 17 |
| Ready-to-wear stores | (NA) | 14 | (NA) | 2,108 | 217 | 4,676 | 4,205 | 123 | 100 | (NA) |
| Other clothing, specialty stores | (NA) | 4 | (NA) | (D) | 18 | 373 | 373 | 11 | 11 | (NA) |
| Other apparel stores | 5 | 3 | 236 | 237 | 23 | 400 | 382 | 15 | 14 | 7 |
| Furniture, home furnishings, appliance dealers, total | 26 | 22 | 2,540 | 2,502 | 317 | 6,562 | 6,022 | 106 | 92 | 30 |
| Furniture, home furnishings stores, antique stores | 19 | 15 | 1,671 | 1,633 | 206 | 4,561 | 4,092 | 76 | 64 | 23 |
| Household appliance, radio, TV stores | 7 | 7 | 869 | 869 | 111 | 2,001 | 1,930 | 30 | 28 | 7 |
| Automotive group | 32 | 22 | 9,971 | 9,451 | 1,137 | 19,881 | 19,857 | 275 | 273 | 27 |
| Gasoline service stations | 74 | 56 | 5,578 | 5,148 | 437 | 9,074 | 8,620 | 209 | 188 | 83 |
| Lumber, bldg. mats., hardware, farm equip. dealers, total | 31 | 25 | 8,244 | 8,738 | 582 | 10,966 | 10,627 | 200 | 187 | 22 |
| Farm equipment dealers | 2 | 2 | (D) | (D) | (D) | (D) | (D) | (D) | (D) | (D) |
| Lumber, building materials, supplies, equipment dealers | 20 | 16 | 3,517 | (D) | 339 | 6,725 | 6,473 | 108 | 103 | 14 |
| Hardware stores | 9 | 7 | (D) | (D) | (D) | (D) | (D) | (D) | (D) | (D) |
| Drug stores, proprietary stores, total | 12 | 12 | 1,255 | 1,255 | 219 | 4,088 | 3,982 | 98 | 99 | 12 |
| Drug stores | 6 | 8 | 1,112 | 1,112 | 210 | 3,982 | 3,876 | 94 | 85 | 7 |
| Proprietary stores | 4 | 4 | 143 | 143 | 9 | 106 | 106 | 4 | 4 | 5 |
| Other retail stores, total | 63 | 45 | 5,288 | 5,110 | 602 | 12,309 | 11,680 | 224 | 195 | 56 |
| Liquor stores | 3 | 1 | 242 | (D) | (D) | (D) | (D) | 242 | (D) | (D) |
| Fuel, ice dealers | 9 | 5 | 1,731 | 1,719 | 142 | 3,374 | 3,244 | 53 | 51 | 5 |
| Feed, farm, garden supply stores | 8 | 8 | 721 | 721 | 55 | 869 | 849 | 20 | 18 | 10 |
| Jewelry stores | 7 | 7 | 574 | 574 | 112 | 2,213 | 2,141 | 38 | 34 | 6 |
| Book, stationery stores | 2 | 2 | (D) | (D) | (D) | (D) | (D) | (D) | (D) | (D) |
| Other retail stores (except second-hand) | 23 | 17 | 982 | 920 | 101 | 2,189 | 1,901 | 51 | 40 | 22 |
| Second-hand stores | 5 | 5 | (D) | (D) | (D) | (D) | (D) | (D) | (D) | (D) |
| Nonstore retailers | 26 | 4 | 570 | 366 | 109 | 1,859 | 1,859 | 23 | 23 | 26 |
| MANATEE COUNTY | | | | | | | | | | |
| Retail trade, total | 567 | 349 | 44,440 | 40,050 | 3,697 | 72,531 | 69,564 | 1,717 | 1,525 | 655 |
| Food stores, total | 114 | 56 | 12,098 | 10,780 | 569 | 11,125 | 10,446 | 324 | 271 | 127 |
| Grocery stores | 84 | 42 | 11,150 | 10,044 | 461 | 8,993 | 8,456 | 265 | 222 | 88 |
| Meat markets, fish (seafood) markets | 7 | 3 | 185 | (D) | (D) | (D) | (D) | (D) | (D) | (D) |
| Fruit stores, vegetable markets | 11 | 3 | 452 | 302 | 50 | 616 | 566 | 19 | 18 | 11 |
| Candy, nut, confectionery stores | 3 | 1 | (D) | (D) | (D) | (D) | (D) | (D) | (D) | (D) |
| Other food stores | 9 | 7 | (D) | 221 | 44 | 1,189 | 1,106 | 31 | 23 | 12 |
| Eating, drinking places, total | 101 | 65 | 2,367 | 1,873 | 271 | 5,785 | 5,585 | 201 | 183 | 139 |
| Eating places | 62 | 46 | 1,509 | 1,311 | 220 | 4,719 | 4,529 | 173 | 156 | 92 |
| Drinking places | 39 | 19 | 867 | 562 | 51 | 1,066 | 1,056 | 28 | 27 | 47 |
| General merchandise group, total | 28 | 14 | 3,683 | 3,419 | 441 | 8,507 | 7,788 | 259 | 207 | 26 |
| General merchandise group (except variety) | 22 | 10 | 2,888 | (D) | 333 | 6,044 | 5,603 | 163 | 132 | 22 |
| Variety stores | 6 | 4 | 795 | (D) | 108 | 2,463 | 2,185 | 96 | 75 | 4 |
| Apparel, accessories stores, total | 35 | 29 | 2,199 | 2,145 | 289 | 4,946 | 4,793 | 107 | 95 | 32 |
| Shoe stores | 9 | 7 | 402 | (D) | (D) | (D) | (D) | (D) | (D) | (D) |
| Men's, boys' clothing and furnishings stores | 7 | 7 | 421 | 421 | 66 | 1,120 | 1,100 | 21 | 19 | 5 |
| Family clothing stores | 1 | 1 | (D) | (D) | (D) | (D) | (D) | (D) | (D) | (D) |
| Women's clothing, specialty stores | 15 | 13 | (D) | 823 | 97 | 1,706 | 1,618 | 39 | 35 | 22 |
| Ready-to-wear stores | (NA) | 9 | (NA) | 432 | 34 | 577 | 543 | 17 | 15 | (NA) |
| Other clothing, specialty stores | (NA) | 4 | (NA) | 391 | 63 | 1,129 | 1,075 | 22 | 20 | (NA) |
| Other apparel stores | 1 | 1 | (D) | (D) | (D) | (D) | (D) | (D) | (D) | (D) |
| Furniture, home furnishings, appliance dealers, total | 38 | 30 | 2,760 | 2,692 | 275 | 5,902 | 5,665 | 122 | 113 | 55 |
| Furniture, home furnishings stores, antique stores | 19 | 13 | 1,159 | (D) | 114 | 2,260 | 2,238 | 55 | 53 | 26 |
| Household appliance, radio, TV stores | 19 | 17 | 1,601 | (D) | 161 | 3,642 | 3,430 | 67 | 60 | 29 |
| Automotive group | 37 | 23 | 9,127 | 8,043 | 576 | 11,126 | 10,979 | 189 | 183 | 40 |
| Gasoline service stations | 56 | 40 | 2,910 | 2,596 | 228 | 4,341 | 4,221 | 93 | 87 | 62 |
| Lumber, bldg. mats., hardware, farm equip. dealers, total | 36 | 30 | 4,621 | 4,475 | 553 | 10,774 | 10,404 | 196 | 181 | 38 |
| Farm equipment dealers | 4 | 4 | 491 | 459 | 69 | 1,259 | 1,259 | 20 | 20 | 7 |
| Lumber, building materials, supplies, equipment dealers | 17 | 13 | 3,224 | (D) | 370 | 7,090 | 6,907 | 132 | 121 | 20 |
| Hardware stores | 15 | 13 | 906 | (D) | 114 | 2,425 | 2,238 | 44 | 40 | 11 |
| Drug stores, proprietary stores, total | 27 | 17 | 1,418 | 1,226 | 178 | 3,599 | 3,466 | 94 | 84 | 33 |
| Drug stores | (NA) | 12 | (NA) | 1,004 | 153 | 3,308 | 3,178 | 84 | 74 | (NA) |
| Proprietary stores | (NA) | 5 | (NA) | 222 | 25 | 291 | 288 | 10 | 10 | (NA) |
| Other retail stores, total | 70 | 42 | 2,930 | 2,672 | 295 | 5,859 | 5,647 | 121 | 110 | 73 |
| Liquor stores | 9 | 7 | 314 | (D) | 9 | 198 | 186 | 5 | 4 | 10 |
| Fuel, ice dealers | 6 | 4 | 236 | (D) | 47 | 857 | 857 | 14 | 14 | 6 |
| Feed, farm, garden supply stores | 8 | 8 | 1,155 | 1,155 | 78 | 1,488 | 1,439 | 26 | 23 | 3 |
| Jewelry stores | 6 | 4 | 196 | (D) | 30 | 551 | 523 | 11 | 9 | 6 |
| Book, stationery stores | 1 | 1 | (D) | (D) | (D) | (D) | (D) | (D) | (D) | (D) |
| Other retail stores (except second-hand) | 23 | 17 | (D) | (D) | (D) | (D) | (D) | (D) | (D) | (D) |
| Second-hand stores | 5 | 1 | 34 | (D) | (D) | (D) | (D) | (D) | (D) | (D) |
| Nonstore retailers | 25 | 3 | 327 | 129 | 22 | 567 | 567 | 11 | 11 | 30 |

Standard Notes: (D) Withheld to avoid disclosure. (NA) Not available. n.e.c. Not elsewhere classified. XXX Not applicable. (Z) Less than \$500. ... Represents zero.
¹ Group totals may include data for establishments without payroll which could not be classified by detailed kind of business.

Table 104. RETAIL TRADE: 1954 — COUNTIES WITH 500 ESTABLISHMENTS OR MORE—Continued

Establishments, Sales, Payroll, and Personnel, by Kind of Business

| County and kind of business | Establishments | | Sales | | Payroll, entire year (\$1,000) | Payroll, workweek ended nearest Nov. 15 | | Paid employees, workweek ended nearest Nov. 15 | | Proprietors (unincorporated businesses only) ¹ (Number) |
|--|--------------------------------|--------------------------|---|--|-----------------------------------|---|----------------------------|--|---------------------------|---|
| | Total ¹ (Number) | With payroll (Number) | Total, all establishments ¹ (\$1,000) | Establishments with payroll (\$1,000) | | Total (Dollars) | Full workweek (Dollars) | Total (Number) | Full workweek (Number) | |
| MARION COUNTY | | | | | | | | | | |
| Retail trade, total..... | 533 | 321 | 45,574 | 41,880 | 4,533 | 87,044 | 83,721 | 2,008 | 1,780 | 533 |
| Food stores, total..... | 130 | 46 | 8,777 | 6,677 | 334 | 6,246 | 5,539 | 191 | 142 | 140 |
| Grocery stores..... | 110 | 34 | 8,170 | 6,094 | 280 | 5,328 | 4,717 | 157 | 117 | 118 |
| Meat markets, fish (seafood) markets..... | 3 | 3 | (D) | (D) | (D) | (D) | (D) | (D) | (D) | (D) |
| Fruit stores, vegetable markets..... | 13 | 5 | 238 | 214 | 23 | 259 | 206 | 11 | 6 | 12 |
| Candy, nut, confectionery stores..... | 3 | 3 | (D) | (D) | (D) | (D) | (D) | (D) | (D) | (D) |
| Other food stores..... | 1 | 1 | (D) | (D) | (D) | (D) | (D) | (D) | (D) | (D) |
| Eating, drinking places, total..... | 89 | 61 | 3,857 | 3,535 | 586 | 12,040 | 11,374 | 429 | 362 | 91 |
| Eating places..... | 62 | 46 | 2,642 | 2,492 | 484 | 9,582 | 8,965 | 349 | 307 | 67 |
| Drinking places..... | 25 | 15 | 1,207 | 1,043 | 102 | 2,458 | 2,409 | 80 | 75 | 22 |
| General merchandise group, total..... | 31 | 21 | 2,908 | 2,824 | 242 | 4,447 | 4,028 | 162 | 127 | 28 |
| General merchandise group (except variety)..... | 25 | 17 | (D) | (D) | (D) | (D) | (D) | (D) | (D) | (D) |
| Variety stores..... | 6 | 4 | (D) | (D) | (D) | (D) | (D) | (D) | (D) | (D) |
| Apparel, accessories stores, total..... | 36 | 30 | 3,129 | (D) | 336 | 5,947 | 5,229 | 183 | 140 | 31 |
| Shoe stores..... | 5 | 5 | 255 | 255 | 20 | 510 | 453 | 12 | 10 | 6 |
| Men's, boys' clothing and furnishings stores..... | 7 | 7 | 613 | 613 | 97 | 1,370 | 1,315 | 32 | 26 | 5 |
| Family clothing stores..... | 6 | 6 | 857 | 857 | 74 | 1,417 | 1,019 | 47 | 24 | 4 |
| Women's clothing, specialty stores..... | 10 | 8 | 1,193 | (D) | 129 | 2,355 | 2,183 | 80 | 71 | 9 |
| Ready-to-wear stores..... | (NA) | 6 | (NA) | 1,027 | (D) | (D) | (D) | (D) | (D) | (NA) |
| Other clothing, specialty stores..... | (NA) | 2 | (NA) | (D) | (D) | (D) | (D) | (D) | (D) | (NA) |
| Other apparel stores..... | 4 | 4 | 191 | 191 | 16 | 295 | 259 | 12 | 9 | 3 |
| Furniture, home furnishings, appliance dealers, total..... | 23 | 17 | 1,869 | 1,833 | 287 | 6,098 | 6,058 | 97 | 94 | 23 |
| Furniture, home furnishings stores, antique stores..... | 18 | 12 | 1,364 | 1,328 | 223 | 4,959 | 4,919 | 75 | 72 | 20 |
| Household appliance, radio, TV stores..... | 5 | 5 | 505 | 505 | 64 | 1,139 | 1,139 | 22 | 22 | 3 |
| Automotive group..... | 23 | 23 | 7,885 | 7,885 | 886 | 15,344 | 15,243 | 237 | 231 | 17 |
| Gasoline service stations..... | 83 | 45 | 4,009 | 3,365 | 276 | 5,641 | 5,491 | 125 | 118 | 90 |
| Lumber, bldg. mats., hardware, farm equip. dealers, total..... | 26 | 22 | 6,484 | 6,368 | 867 | 16,843 | 16,640 | 289 | 277 | 19 |
| Farm equipment dealers..... | 5 | 5 | 991 | 991 | 116 | 2,319 | 2,313 | 33 | 32 | 4 |
| Lumber, building materials, supplies, equipment dealers..... | 12 | 12 | (D) | (D) | (D) | (D) | (D) | (D) | (D) | (D) |
| Hardware stores..... | 9 | 5 | (D) | (D) | (D) | (D) | (D) | (D) | (D) | (D) |
| Drug stores, proprietary stores, total..... | 14 | 14 | 1,165 | 1,165 | 200 | 3,594 | 3,365 | 96 | 80 | 14 |
| Drug stores..... | 12 | 12 | (D) | (D) | (D) | (D) | (D) | (D) | (D) | (D) |
| Proprietary stores..... | 2 | 2 | (D) | (D) | (D) | (D) | (D) | (D) | (D) | (D) |
| Other retail stores, total..... | 62 | 38 | 4,848 | (D) | (D) | (D) | (D) | (D) | (D) | (D) |
| Liquor stores..... | 10 | 8 | 719 | (D) | 65 | 1,235 | 1,212 | 17 | 15 | 11 |
| Fuel, ice dealers..... | 4 | 4 | 390 | 390 | 72 | 1,890 | 1,890 | 26 | 26 | 3 |
| Feed, farm, garden supply stores..... | 8 | 8 | 2,752 | 2,746 | 160 | 2,874 | 2,854 | 53 | 51 | 7 |
| Jewelry stores..... | 3 | 3 | 316 | 316 | 39 | 756 | 756 | 16 | 16 | 3 |
| Book, stationery stores..... | 1 | 1 | (D) | (D) | (D) | (D) | (D) | (D) | (D) | (D) |
| Other retail stores (except second-hand)..... | 23 | 13 | 562 | 410 | 38 | 864 | 858 | 22 | 21 | 25 |
| Second-hand stores..... | 3 | 1 | (D) | (D) | (D) | (D) | (D) | (D) | (D) | (D) |
| Nonstore retailers..... | 16 | 4 | 643 | (D) | (D) | (D) | (D) | (D) | (D) | (D) |
| ORANGE COUNTY (See Orlando Standard Metropolitan Area, table 103) | | | | | | | | | | |
| PALM BEACH COUNTY | | | | | | | | | | |
| Retail trade, total..... | 2,123 | 1,389 | 198,461 | 185,595 | 21,711 | 421,833 | 401,361 | 8,492 | 7,527 | 2,078 |
| Food stores, total..... | 259 | 155 | 42,257 | 39,673 | 2,747 | 55,246 | 48,845 | 1,265 | 956 | 259 |
| Grocery stores..... | 189 | 109 | 39,828 | 37,666 | 2,199 | 42,986 | 39,350 | 972 | 735 | 176 |
| Meat markets, fish (seafood) markets..... | 15 | 7 | 608 | 502 | 43 | 873 | 723 | 19 | 13 | 19 |
| Fruit stores, vegetable markets..... | 19 | 13 | 682 | 534 | 307 | 6,238 | 4,097 | 162 | 111 | 20 |
| Candy, nut, confectionery stores..... | 1 | 1 | (D) | (D) | (D) | (D) | (D) | (D) | (D) | (D) |
| Bakery products stores..... | 16 | 16 | 618 | 618 | 128 | 3,711 | 3,245 | 82 | 68 | 20 |
| Other food stores..... | 17 | 9 | (D) | (D) | (D) | (D) | (D) | (D) | (D) | (D) |
| Eating, drinking places, total..... | 433 | 305 | 17,950 | 16,140 | 2,835 | 53,295 | 50,420 | 1,544 | 1,383 | 510 |
| Eating places (except refreshment stands)..... | 234 | 188 | 10,667 | 10,105 | 2,012 | 39,416 | 37,171 | 1,192 | 1,074 | 269 |
| Refreshment stands..... | 31 | 23 | 874 | 690 | 94 | 1,965 | 1,771 | 68 | 52 | 44 |
| Drinking places..... | 168 | 94 | 6,409 | 5,345 | 729 | 11,914 | 11,478 | 284 | 257 | 197 |
| General merchandise group, total..... | 70 | 50 | 12,413 | 12,037 | 2,113 | 44,533 | 41,104 | 1,117 | 934 | 61 |
| Department stores..... | 4 | 4 | 6,893 | 6,893 | 1,387 | 29,733 | 28,574 | 656 | 598 | ... |
| Dry goods, general merchandise stores..... | 40 | 22 | 1,420 | (D) | 156 | 3,502 | 3,409 | 77 | 69 | 39 |
| General stores..... | 9 | 7 | 797 | (D) | 59 | 1,026 | 958 | 27 | 21 | 13 |
| Variety stores..... | 17 | 17 | 3,303 | 3,303 | 511 | 10,272 | 8,163 | 357 | 246 | 9 |
| Apparel, accessories stores, total..... | 207 | 167 | 18,043 | 17,469 | 2,630 | 44,039 | 42,714 | 829 | 758 | 164 |
| Shoe stores..... | 24 | 20 | 1,925 | 1,879 | 225 | 3,280 | 2,932 | 64 | 47 | 14 |
| Men's, boys' clothing and furnishings stores..... | (NA) | 33 | (NA) | 2,471 | 339 | 5,889 | 5,787 | 111 | 103 | (NA) |
| Family clothing stores..... | (NA) | 23 | (NA) | 4,264 | 622 | 12,384 | 12,250 | 207 | 196 | (NA) |
| Women's clothing, specialty stores..... | 101 | 79 | 8,593 | 8,353 | 1,393 | 21,231 | 20,543 | 421 | 395 | 81 |
| Ready-to-wear stores..... | (NA) | 64 | (NA) | 7,253 | 1,257 | 18,000 | 17,514 | 354 | 330 | (NA) |
| Millinery stores..... | (NA) | 1 | (NA) | (D) | (D) | (D) | (D) | (D) | (D) | (NA) |
| Other clothing, specialty stores..... | (NA) | 14 | (NA) | (D) | (D) | (D) | (D) | (D) | (D) | (NA) |
| Other apparel stores..... | 16 | 12 | 522 | 502 | 51 | 1,255 | 1,202 | 26 | 22 | 13 |

Standard Notes: (D) Withheld to avoid disclosure. (NA) Not available. n.e.c. Not elsewhere classified. XXX Not applicable. (Z) Less than \$500. ... Represents zero.
¹Group totals may include data for establishments without payroll which could not be classified by detailed kind of business.

RETAIL TRADE—AREA STATISTICS

Table 104. RETAIL TRADE: 1954 — COUNTIES WITH 500 ESTABLISHMENTS OR MORE—Continued

Establishments, Sales, Payroll, and Personnel, by Kind of Business

| County and kind of business | Establishments | | Sales | | Payroll, entire year (\$1,000) | Payroll, workweek ended nearest Nov. 15 | | Paid employees, workweek ended nearest Nov. 15 | | Proprietors (un- incorporated businesses only) ¹ (Number) | |
|--|--------------------------------|-----------------------------|---|--|-----------------------------------|--|-------------------------------|--|------------------------------|--|--|
| | Total ¹ (Number) | With payroll (Number) | Total, all establish- ments ¹ (\$1,000) | Establish- ments with payroll (\$1,000) | | Total (Dollars) | Full workweek (Dollars) | Total (Number) | Full workweek (Number) | | |
| PALM BEACH COUNTY—Con. | | | | | | | | | | | |
| Furniture, home furnishings, appliance dealers, total..... | 169 | 117 | 15,560 | 14,902 | 2,171 | 44,986 | 43,721 | 783 | 740 | 154 | |
| Furniture, home furnishings stores..... | 96 | 68 | 8,220 | 7,852 | 1,170 | 23,306 | 22,839 | 395 | 379 | 94 | |
| Furniture stores..... | (NA) | 30 | (NA) | 4,805 | 797 | 14,757 | 14,578 | 258 | 250 | (NA) | |
| Home furnishings stores, antique stores..... | (NA) | 38 | (NA) | 3,047 | 373 | 8,549 | 8,261 | 137 | 129 | (NA) | |
| Household appliance, radio, TV stores..... | 67 | 49 | 7,298 | 7,050 | 1,001 | 21,680 | 20,882 | 388 | 361 | 54 | |
| Automotive group, total..... | 102 | 80 | 35,813 | 35,091 | 3,555 | 68,109 | 67,004 | 889 | 863 | 72 | |
| Passenger car dealers (franchised)..... | 32 | 32 | 28,555 | 28,555 | 2,827 | 53,504 | 52,886 | 640 | 626 | 12 | |
| Passenger car dealers (nonfranchised)..... | 30 | 18 | 3,537 | 3,057 | 215 | 4,354 | 4,237 | 71 | 69 | 30 | |
| Tire, battery, accessory dealers..... | 27 | 21 | 2,543 | 2,475 | 352 | 7,091 | 6,807 | 105 | 97 | 21 | |
| Other automotive dealers..... | 13 | 9 | 1,178 | 1,004 | 161 | 3,160 | 3,074 | 73 | 71 | 9 | |
| Gasoline service stations..... | 226 | 156 | 12,298 | 10,624 | 927 | 19,694 | 18,662 | 423 | 369 | 237 | |
| Lumber, bldg. mats., hardware, farm equip. dealers, total..... | 98 | 78 | 12,894 | 12,534 | 1,668 | 32,220 | 31,372 | 505 | 482 | 70 | |
| Farm equipment dealers..... | 6 | 6 | 911 | 911 | 114 | 2,141 | 2,100 | 32 | 31 | 1 | |
| Lumber, building materials dealers..... | 31 | 27 | 8,232 | 8,160 | 1,066 | 20,199 | 19,671 | 305 | 293 | 17 | |
| Plumbing, paint, electrical stores..... | 32 | 22 | 1,761 | 1,589 | 227 | 4,763 | 4,680 | 75 | 71 | 23 | |
| Hardware stores..... | 29 | 23 | 1,990 | 1,874 | 261 | 5,117 | 4,921 | 93 | 87 | 29 | |
| Drug stores, proprietary stores, total..... | 79 | 65 | 6,547 | 6,357 | 861 | 15,873 | 14,699 | 372 | 322 | 81 | |
| Drug stores..... | (NA) | 42 | (NA) | 6,501 | 789 | 14,786 | 13,693 | 336 | 291 | (NA) | |
| Proprietary stores..... | (NA) | 23 | (NA) | 756 | 72 | 1,087 | 1,006 | 36 | 31 | (NA) | |
| Other retail stores, total..... | 379 | 205 | 22,274 | 19,222 | 1,938 | 38,863 | 37,845 | 689 | 644 | 367 | |
| Liquor stores..... | 68 | 48 | 5,292 | 4,226 | 323 | 6,144 | 6,097 | 132 | 123 | 52 | |
| Fuel, ice dealers..... | 13 | 9 | 1,577 | 1,471 | 118 | 3,144 | 3,085 | 50 | 46 | 8 | |
| Feed, farm, garden supply stores..... | 26 | 24 | 5,548 | (D) | 344 | 6,634 | 6,664 | 124 | 119 | 18 | |
| Jewelry stores..... | 45 | 25 | 3,329 | 3,055 | 387 | 7,732 | 7,732 | 112 | 112 | 42 | |
| Book, stationery stores..... | 3 | 3 | 236 | 236 | 42 | 776 | 776 | 13 | 11 | 2 | |
| Sporting goods, bicycle stores..... | 25 | 11 | 984 | 736 | 78 | 1,836 | 1,727 | 32 | 29 | 30 | |
| Florists..... | 8 | 4 | 494 | 442 | 9 | 1,753 | 1,613 | 38 | 32 | 27 | |
| Cigar stores, stands..... | 16 | 6 | 164 | 120 | 9 | 113 | 113 | 4 | 4 | 11 | |
| News dealers, newsstands..... | 60 | 20 | 839 | 485 | 44 | 1,074 | 966 | 29 | 24 | 18 | |
| Gift, novelty, souvenir stores..... | 5 | 3 | 410 | (D) | (D) | (D) | (D) | (D) | (D) | (D) | |
| Music stores..... | 6 | 4 | 231 | (D) | (D) | (D) | (D) | (D) | (D) | (D) | |
| Camera, photographic supply stores..... | 23 | 21 | 2,095 | (D) | 399 | 7,464 | 7,206 | 116 | 106 | 17 | |
| Other retail stores (except second-hand)..... | 16 | 10 | 269 | 209 | 28 | 392 | 392 | 9 | 9 | 17 | |
| Second-hand stores..... | 101 | 11 | 2,412 | 1,546 | 266 | 4,975 | 4,975 | 76 | 76 | 103 | |
| Nonstore retailers, total..... | 5 | 1 | 68 | (D) | (D) | (D) | (D) | (D) | (D) | (D) | |
| Mail order houses..... | 91 | 9 | 2,152 | (D) | (D) | (D) | (D) | (D) | (D) | (D) | |
| Direct selling (house-to-house) organizations..... | 5 | 1 | 192 | (D) | (D) | (D) | (D) | (D) | (D) | (D) | |
| Merchandise vending machine operators..... | PINELLAS COUNTY | | | | | | | | | | |
| Retail trade, total..... | 2,797 | 1,763 | 288,859 | 272,191 | 30,536 | 608,314 | 578,608 | 13,340 | 11,729 | 3,039 | |
| Food stores, total..... | 441 | 215 | 55,942 | 51,806 | 3,110 | 61,625 | 57,413 | 1,503 | 1,269 | 520 | |
| Grocery stores..... | 27 | 141 | 49,249 | 46,129 | 2,358 | 45,320 | 43,327 | 1,111 | 927 | 336 | |
| Meat markets, fish (seafood) markets..... | 15 | 15 | 1,975 | 1,717 | 124 | 3,106 | 2,468 | 56 | 40 | 32 | |
| Fruit stores, vegetable markets..... | 54 | 4 | 1,244 | 912 | 92 | 2,210 | 2,185 | 49 | 48 | 68 | |
| Candy, nut, confectionery stores..... | 6 | 4 | 72 | (D) | 7 | 170 | 124 | 9 | 5 | 6 | |
| Bakery products stores..... | 31 | 25 | 1,754 | 1,694 | 391 | 8,366 | 7,989 | 204 | 184 | 36 | |
| Other food stores..... | 32 | 16 | 1,494 | (D) | 138 | 2,453 | 2,320 | 74 | 65 | 38 | |
| Eating, drinking places, total..... | 606 | 432 | 25,379 | 23,105 | 4,440 | 84,445 | 79,601 | 2,754 | 2,413 | 757 | |
| Eating places (except refreshment stands)..... | 336 | 260 | 18,250 | 17,380 | 3,788 | 70,607 | 66,475 | 2,340 | 2,048 | 432 | |
| Refreshment stands..... | 52 | 30 | 1,001 | 803 | 119 | 2,961 | 2,624 | 107 | 85 | 63 | |
| Drinking places..... | 214 | 142 | 5,996 | 4,922 | 533 | 10,877 | 10,502 | 307 | 280 | 258 | |
| General merchandise group, total..... | 77 | 55 | 47,416 | 46,872 | 6,166 | 126,963 | 114,311 | 3,157 | 2,553 | 68 | |
| Department stores..... | 5 | 5 | 17,680 | 17,680 | 2,968 | 58,758 | 50,616 | 1,360 | 974 | ... | |
| Dry goods, general merchandise stores..... | 32 | 22 | 24,144 | 23,776 | 2,417 | 53,844 | 50,567 | 1,281 | 1,144 | 34 | |
| General stores..... | 9 | 5 | 450 | 394 | 21 | 495 | 365 | 14 | 9 | 11 | |
| Variety stores..... | 27 | 23 | 5,094 | 5,022 | 760 | 13,866 | 12,763 | 502 | 426 | 19 | |
| Apparel, accessories stores, total..... | 217 | 177 | 16,662 | 15,982 | 1,802 | 34,878 | 32,811 | 791 | 680 | 195 | |
| Shoe stores..... | 36 | 30 | 3,327 | (D) | 360 | 6,427 | 5,384 | 150 | 103 | 19 | |
| Men's, boys' clothing and furnishings stores..... | (NA) | 31 | (NA) | 2,685 | 331 | 6,052 | 5,957 | 110 | 104 | (NA) | |
| Family clothing stores..... | (NA) | 10 | (NA) | 763 | 76 | 1,412 | 1,362 | 38 | 30 | (NA) | |
| Women's clothing, specialty stores..... | 104 | 88 | 9,089 | 8,821 | 962 | 19,735 | 18,946 | 454 | 413 | 87 | |
| Ready-to-wear stores..... | (NA) | 75 | (NA) | 8,317 | 904 | 18,608 | 17,912 | 424 | 388 | (NA) | |
| Millinery stores..... | (NA) | 6 | (NA) | (D) | (D) | (D) | (D) | (D) | (D) | (NA) | |
| Other clothing, specialty stores..... | (NA) | 7 | (NA) | (D) | (D) | (D) | (D) | (D) | (D) | (NA) | |
| Other apparel stores..... | 22 | 18 | 552 | (D) | 73 | 1,252 | 1,162 | 39 | 30 | 33 | |
| Furniture, home furnishings, appliance dealers, total..... | 174 | 134 | 12,030 | 11,504 | 1,671 | 33,634 | 33,313 | 597 | 580 | 169 | |
| Furniture, home furnishings stores..... | 92 | 72 | 6,995 | 6,715 | 970 | 19,852 | 19,665 | 347 | 336 | 94 | |
| Furniture stores..... | (NA) | 39 | (NA) | 4,696 | 650 | 12,933 | 12,774 | 219 | 211 | (NA) | |
| Home furnishings stores, antique stores..... | (NA) | 33 | (NA) | 2,019 | 320 | 6,919 | 6,891 | 128 | 125 | (NA) | |
| Household appliance, radio, TV stores..... | 82 | 62 | 5,035 | 4,789 | 701 | 13,782 | 13,648 | 250 | 244 | 75 | |
| Automotive group, total..... | 133 | 91 | 48,108 | 47,266 | 4,397 | 83,310 | 82,812 | 1,130 | 1,131 | 112 | |
| Passenger car dealers (franchised)..... | 33 | 33 | 37,284 | 37,284 | 3,676 | 70,043 | 69,885 | 928 | 920 | 10 | |
| Passenger car dealers (nonfranchised)..... | 46 | 22 | 5,629 | 5,051 | 238 | 3,797 | 3,712 | 62 | 61 | 50 | |
| Tire, battery, accessory dealers..... | 22 | 14 | 2,252 | 2,092 | 293 | 5,660 | 5,509 | 98 | 88 | 21 | |
| Other automotive dealers..... | 30 | 22 | 2,927 | 2,839 | 190 | 3,810 | 3,706 | 62 | 62 | 29 | |
| Gasoline service stations..... | 287 | 203 | 16,851 | 14,647 | 1,399 | 28,511 | 27,300 | 626 | 557 | 316 | |

Standard Notes: (D) Withheld to avoid disclosure. (NA) Not available. n.e.c. Not elsewhere classified. XXX Not applicable. (Z) Less than \$500. ... Represents zero.
¹ Group totals may include data for establishments without payroll which could not be classified by detailed kind of business.

Table 104. RETAIL TRADE: 1954 — COUNTIES WITH 500 ESTABLISHMENTS OR MORE—Continued.

Establishments, Sales, Payroll, and Personnel, by Kind of Business

| County and kind of business | Establishments | | Sales | | Payroll, entire year (\$1,000) | Payroll, workweek ended nearest Nov. 15 | | Paid employees, workweek ended nearest Nov. 15 | | Proprietors (unincorporated businesses only) ¹ (Number) |
|--|-----------------------------|-----------------------|--|---------------------------------------|--------------------------------|---|-------------------------|--|------------------------|--|
| | Total ¹ (Number) | With payroll (Number) | Total, all establishments ¹ (\$1,000) | Establishments with payroll (\$1,000) | | Total (Dollars) | Full workweek (Dollars) | Total (Number) | Full workweek (Number) | |
| PINELLAS COUNTY—Con. | | | | | | | | | | |
| Lumber, bldg. mats., hardware, farm equip. dealers, total..... | 127 | 91 | 30,329 | 29,679 | 3,753 | 80,318 | 79,590 | 1,218 | 1,176 | 115 |
| Farm equipment dealers..... | 1 | 1 | (D) | (D) | (D) | (D) | (D) | (D) | (D) | (D) |
| Lumber, building materials dealers..... | 40 | 34 | 24,004 | 23,928 | 2,886 | 58,463 | 57,968 | 901 | 871 | 30 |
| Plumbing, paint, electrical stores..... | 31 | 21 | (D) | (D) | (D) | (D) | (D) | (D) | (D) | (D) |
| Hardware stores..... | 55 | 35 | 2,749 | 2,309 | 255 | 4,610 | 4,418 | 94 | 83 | 58 |
| Drug stores, proprietary stores, total..... | 118 | 92 | 9,780 | 9,290 | 1,233 | 23,327 | 22,202 | 543 | 478 | 124 |
| Drug stores..... | (NA) | 52 | (NA) | 7,624 | 1,089 | 20,706 | 19,790 | 449 | 400 | (NA) |
| Proprietary stores..... | (NA) | 40 | (NA) | 1,666 | 144 | 2,621 | 2,412 | 94 | 78 | (NA) |
| Other retail stores, total..... | 461 | 257 | 24,164 | 21,044 | 2,368 | 47,748 | 45,803 | 950 | 843 | 496 |
| Liquor stores..... | 39 | 33 | 6,467 | 6,047 | 379 | 7,125 | 6,813 | 132 | 118 | 34 |
| Fuel, ice dealers..... | 26 | 16 | 3,203 | 3,089 | 562 | 13,036 | 12,912 | 221 | 216 | 22 |
| Feed, farm, garden supply stores..... | 30 | 20 | 3,492 | 3,356 | 288 | 5,413 | 5,160 | 93 | 87 | 26 |
| Jewelry stores..... | 49 | 27 | 2,243 | 1,993 | 227 | 4,963 | 4,793 | 83 | 76 | 56 |
| Book, stationery stores..... | 10 | 8 | 1,164 | (D) | 240 | 4,448 | 4,276 | 91 | 81 | 6 |
| Sporting goods, bicycle stores..... | 13 | 11 | 496 | (D) | 63 | 1,451 | 1,279 | 28 | 23 | 12 |
| Florists..... | 32 | 18 | 794 | 634 | 104 | 1,934 | 1,660 | 63 | 38 | 36 |
| Cigar stores, stands..... | 2 | 2 | (D) | (D) | (D) | (D) | (D) | (D) | (D) | (D) |
| News dealers, newsstands..... | 12 | 8 | 275 | 205 | 13 | 341 | 310 | 13 | 10 | 16 |
| Gift, novelty, souvenir stores..... | 102 | 44 | 1,750 | 1,120 | 135 | 2,417 | 2,281 | 74 | 62 | 117 |
| Music stores..... | 9 | 5 | 546 | 512 | 47 | 966 | 961 | 24 | 23 | 11 |
| Camera, photographic supply stores..... | 5 | 3 | 255 | (D) | 33 | 500 | 475 | 9 | 8 | 4 |
| Other retail stores (except second-hand)..... | 47 | 45 | (D) | (D) | (D) | (D) | (D) | (D) | (D) | (D) |
| Second-hand stores..... | 29 | 17 | 457 | 381 | 46 | 1,031 | 951 | 27 | 21 | 29 |
| Nonstore retailers, total..... | 156 | 16 | 2,198 | 996 | 197 | 3,555 | 3,452 | 51 | 49 | 167 |
| Mail order houses..... | 9 | 5 | (D) | (D) | (D) | (D) | (D) | (D) | (D) | (D) |
| Direct selling (house-to-house) organizations..... | 142 | 10 | 1,795 | 673 | 150 | 2,802 | 2,699 | 37 | 35 | 152 |
| Merchandise vending machine operators..... | 5 | 1 | (D) | (D) | (D) | (D) | (D) | (D) | (D) | (D) |
| POLK COUNTY | | | | | | | | | | |
| Retail trade, total..... | 1,602 | 1,026 | 147,395 | 135,993 | 13,702 | 272,735 | 258,254 | 6,086 | 5,191 | 1,666 |
| Food stores, total..... | 353 | 169 | 38,097 | 33,909 | 1,893 | 33,888 | 30,915 | 860 | 682 | 378 |
| Grocery stores..... | 275 | 137 | 36,323 | 32,799 | 1,716 | 30,762 | 28,075 | 776 | 609 | 294 |
| Meat markets, fish (seafood) markets..... | 17 | 3 | 377 | (D) | (D) | (D) | (D) | (D) | (D) | (D) |
| Fruit stores, vegetable markets..... | 31 | 11 | 628 | 304 | 64 | 1,192 | 1,092 | 30 | 26 | 34 |
| Candy, nut, confectionery stores..... | 2 | ••• | (D) | (D) | (D) | (D) | (D) | (D) | (D) | (D) |
| Other food stores..... | 26 | 18 | (D) | (D) | (D) | (D) | (D) | (D) | (D) | (D) |
| Eating, drinking places, total..... | 238 | 168 | 7,596 | 6,686 | 1,104 | 22,507 | 20,707 | 813 | 692 | 284 |
| Eating places..... | 175 | 129 | 6,313 | 5,723 | 1,004 | 20,143 | 18,440 | 738 | 622 | 211 |
| Drinking places..... | 63 | 39 | 1,283 | 963 | 100 | 2,364 | 2,267 | 75 | 70 | 73 |
| General merchandise group, total..... | 67 | 53 | 8,941 | 8,691 | 1,006 | 24,958 | 21,458 | 806 | 570 | 59 |
| General merchandise group (except variety)..... | 40 | 32 | 5,604 | 5,532 | 637 | 18,616 | 16,295 | 488 | 354 | 40 |
| Variety stores..... | 27 | 21 | 3,337 | 3,159 | 369 | 6,342 | 5,163 | 318 | 216 | 19 |
| Apparel, accessories stores, total..... | 118 | 102 | 8,825 | 8,573 | 980 | 17,616 | 16,296 | 478 | 370 | 97 |
| Shoe stores..... | 19 | 15 | 1,163 | 1,067 | 118 | 2,422 | 2,192 | 53 | 36 | 19 |
| Men's, boys' clothing and furnishings stores..... | (NA) | 18 | (NA) | 1,505 | 208 | 3,396 | 3,289 | 62 | 55 | (NA) |
| Family clothing stores..... | (NA) | 25 | (NA) | 2,339 | 251 | 4,179 | 3,707 | 138 | 93 | (NA) |
| Women's clothing, specialty stores..... | 46 | 38 | 3,472 | 3,350 | 373 | 6,797 | 6,314 | 210 | 173 | 40 |
| Ready-to-wear stores..... | (NA) | 34 | (NA) | 3,276 | 353 | 6,142 | 5,699 | 198 | 162 | (NA) |
| Other clothing, specialty stores..... | (NA) | 4 | (NA) | 74 | 20 | 655 | 615 | 12 | 11 | (NA) |
| Other apparel stores..... | 6 | 6 | 312 | 312 | 30 | 822 | 794 | 15 | 13 | 5 |
| Furniture, home furnishings, appliance dealers, total..... | 108 | 80 | 8,647 | 7,883 | 1,471 | 28,971 | 28,506 | 545 | 513 | 108 |
| Furniture, home furnishings stores, antique stores..... | 63 | 51 | 5,516 | 5,308 | 1,120 | 21,824 | 21,471 | 415 | 390 | 59 |
| Household appliance, radio, TV stores..... | 45 | 29 | 3,131 | 2,575 | 351 | 7,147 | 7,035 | 130 | 123 | 49 |
| Automotive group..... | 100 | 80 | 30,264 | 29,792 | 3,144 | 64,750 | 64,271 | 984 | 957 | 77 |
| Gasoline service stations..... | 204 | 116 | 11,426 | 9,008 | 744 | 14,684 | 13,890 | 320 | 273 | 255 |
| Lumber, bldg. mats., hardware, farm equip. dealers, total..... | 81 | 65 | 12,356 | 11,950 | 1,344 | 24,796 | 23,830 | 423 | 377 | 68 |
| Farm equipment dealers..... | 10 | 8 | 1,990 | (D) | 278 | 4,366 | 4,334 | 64 | 63 | 5 |
| Lumber, building materials, supplies, equipment dealers..... | 44 | 32 | 8,732 | 8,418 | 901 | 16,959 | 16,182 | 293 | 255 | 37 |
| Hardware stores..... | 27 | 25 | 1,634 | (D) | 165 | 3,471 | 3,314 | 66 | 59 | 26 |
| Drug stores, proprietary stores, total..... | 57 | 49 | 4,549 | 4,475 | 643 | 12,580 | 11,909 | 311 | 268 | 53 |
| Drug stores..... | (NA) | 41 | (NA) | 4,294 | 624 | 12,017 | 11,381 | 295 | 255 | (NA) |
| Proprietary stores..... | (NA) | 8 | (NA) | 181 | 19 | 563 | 528 | 16 | 13 | (NA) |
| Other retail stores, total..... | 211 | 129 | 14,750 | 13,544 | 1,221 | 25,051 | 23,673 | 496 | 440 | 215 |
| Liquor stores..... | 4 | ••• | 144 | ••• | ••• | ••• | ••• | ••• | ••• | 4 |
| Fuel, ice dealers..... | 18 | 14 | 1,255 | 1,195 | 249 | 5,501 | 5,159 | 93 | 84 | 15 |
| Feed, farm, garden supply stores..... | 27 | 19 | 8,701 | 8,505 | 480 | 9,525 | 9,197 | 164 | 154 | 19 |
| Jewelry stores..... | 36 | 20 | 903 | 697 | 102 | 2,105 | 2,012 | 44 | 39 | 34 |
| Book, stationery stores..... | 5 | 5 | 369 | 339 | 59 | 1,050 | 955 | 29 | 24 | 4 |
| Other retail stores (except second-hand)..... | 81 | 57 | 2,575 | 2,305 | 271 | 5,448 | 4,993 | 133 | 111 | 98 |
| Second-hand stores..... | 18 | 14 | 557 | 503 | 60 | 1,422 | 1,357 | 33 | 28 | 17 |
| Nonstore retailers..... | 65 | 15 | 1,944 | 1,482 | 152 | 2,934 | 2,799 | 50 | 49 | 72 |

Standard Notes: (D) Withheld to avoid disclosure. (NA) Not available. n.e.c. Not elsewhere classified. XXX Not applicable. (Z) Less than \$500. ... Represents zero.
¹ Group totals may include data for establishments without payroll which could not be classified by detailed kind of business.

Table 104. RETAIL TRADE: 1954 — COUNTIES WITH 500 ESTABLISHMENTS OR MORE—Continued

Establishments, Sales, Payroll, and Personnel, by Kind of Business

| County and kind of business | Establishments | | Sales | | Payroll, entire year (\$1,000) | Payroll, workweek ended nearest Nov. 15 | | Paid employees, workweek ended nearest Nov. 15 | | Proprietors (unincorporated businesses only) ¹ (Number) |
|---|--------------------------------|--------------------------|---|--|-----------------------------------|---|----------------------------|--|---------------------------|---|
| | Total ¹ (Number) | With payroll (Number) | Total, all establishments ¹ (\$1,000) | Establishments with payroll (\$1,000) | | Total (Dollars) | Full workweek (Dollars) | Total (Number) | Full workweek (Number) | |
| SARASOTA COUNTY | | | | | | | | | | |
| Retail trade, total | 696 | 446 | 62,042 | 58,134 | 6,243 | 120,652 | 116,010 | 2,569 | 2,304 | 741 |
| Food stores, total | 95 | 45 | 13,940 | 12,854 | 743 | 13,768 | 13,329 | 326 | 297 | 99 |
| Grocery stores | 65 | 29 | 13,194 | 12,258 | 683 | 12,103 | 11,704 | 290 | 265 | 64 |
| Meat markets, fish (seafood) markets | 9 | 3 | (D) | 127 | 6 | 135 | 135 | 3 | 3 | (D) |
| Fruit stores, vegetable markets | 7 | 7 | 224 | 224 | 16 | 365 | 365 | 11 | 9 | 10 |
| Candy, nut, confectionery stores | 2 | ... | (D) | ... | ... | ... | ... | ... | ... | (D) |
| Other food stores | 12 | 6 | 333 | 245 | 38 | 1,165 | 1,125 | 22 | 20 | 13 |
| Eating, drinking places, total | 143 | 101 | 6,347 | 5,803 | 1,148 | 22,468 | 21,294 | 609 | 547 | 179 |
| Eating places | 90 | 72 | 4,448 | 4,254 | 953 | 18,685 | 17,658 | 523 | 470 | 117 |
| Drinking places | 53 | 29 | 1,899 | 1,549 | 195 | 3,783 | 3,636 | 86 | 77 | 62 |
| General merchandise group, total | 19 | 15 | 2,513 | (D) | (D) | (D) | (D) | (D) | (D) | (D) |
| General merchandise group (except variety) | 12 | 10 | 1,336 | (D) | (D) | (D) | (D) | (D) | (D) | (D) |
| Variety stores | 7 | 5 | 1,177 | (D) | (D) | (D) | (D) | (D) | (D) | (D) |
| Apparel, accessories stores, total | 66 | 54 | 4,526 | 4,360 | 477 | 8,690 | 8,138 | 206 | 176 | 61 |
| Shoe stores | 14 | 10 | 801 | 739 | 94 | 1,760 | 1,745 | 26 | 25 | 8 |
| Men's, boys' clothing and furnishings stores | (NA) | 8 | (NA) | 748 | 84 | 1,429 | 1,332 | 29 | 23 | (NA) |
| Family clothing stores | (NA) | 3 | (NA) | (D) | (D) | (D) | (D) | (D) | (D) | (NA) |
| Women's clothing, specialty stores | 31 | 25 | 2,527 | 2,473 | 265 | 4,826 | 4,408 | 130 | 110 | 34 |
| Ready-to-wear stores | (NA) | 20 | (NA) | 2,329 | 253 | 4,623 | 4,263 | 123 | 106 | (NA) |
| Other clothing, specialty stores | (NA) | 5 | (NA) | 144 | 12 | 203 | 145 | 7 | 4 | (NA) |
| Other apparel stores | 8 | 8 | (D) | (D) | (D) | (D) | (D) | (D) | (D) | (D) |
| Furniture, home furnishings, appliance dealers, total | 52 | 40 | 4,306 | 4,156 | 609 | 11,243 | 10,873 | 219 | 205 | 52 |
| Furniture, home furnishings stores, antique stores | 30 | 28 | 2,255 | (D) | 300 | 5,721 | 5,544 | 115 | 110 | 38 |
| Household appliance, radio, TV stores | 14 | 12 | 2,051 | (D) | 309 | 5,522 | 5,329 | 104 | 95 | 14 |
| Automotive group | 32 | 30 | 12,110 | (D) | (D) | (D) | (D) | (D) | (D) | (D) |
| Gasoline service stations | 68 | 42 | 3,641 | 2,865 | 196 | 4,133 | 3,969 | 97 | 86 | 76 |
| Lumber, bldg. mats., hardware, farm equip. dealers, total | 41 | 35 | 6,934 | 6,816 | 859 | 16,845 | 16,587 | 252 | 243 | 33 |
| Farm equipment dealers | ... | ... | ... | ... | ... | ... | ... | ... | ... | ... |
| Lumber, building materials, supplies, equipment dealers | 30 | 26 | 5,733 | (D) | 663 | 12,998 | 12,790 | 199 | 193 | 22 |
| Hardware stores | 11 | 9 | 1,201 | (D) | 196 | 3,847 | 3,797 | 53 | 50 | 11 |
| Drug stores, proprietary stores, total | 29 | 19 | 2,504 | 2,342 | 325 | 6,132 | 5,524 | 152 | 124 | 28 |
| Drug stores | (NA) | 13 | (NA) | 2,165 | 314 | 5,942 | 5,334 | 147 | 119 | (NA) |
| Proprietary stores | (NA) | 6 | (NA) | 177 | 11 | 190 | 190 | 5 | 5 | (NA) |
| Other retail stores, total | 114 | 60 | 4,813 | 4,291 | 440 | 10,883 | 10,427 | 211 | 192 | 137 |
| Liquor stores | 6 | 6 | 1,200 | 1,200 | 84 | 1,553 | 1,514 | 31 | 28 | 4 |
| Fuel, ice dealers | 3 | 3 | (D) | (D) | (D) | (D) | (D) | (D) | (D) | (D) |
| Feed, farm, garden supply stores | 7 | 5 | 446 | (D) | 41 | 816 | 816 | 13 | 13 | 10 |
| Jewelry stores | 11 | 5 | 240 | 198 | 26 | 624 | 624 | 13 | 13 | 14 |
| Book, stationery stores | 2 | 2 | (D) | (D) | (D) | (D) | (D) | (D) | (D) | (D) |
| Other retail stores (except second-hand) | 62 | 36 | 1,579 | 1,281 | 155 | 3,183 | 2,822 | 82 | 67 | 69 |
| Second-hand stores | 5 | 3 | 116 | (D) | 8 | 95 | 90 | 2 | 2 | 8 |
| Nonstore retailers | 37 | 5 | 408 | 170 | 34 | 705 | 695 | 13 | 12 | 38 |
| VOLUSIA COUNTY | | | | | | | | | | |
| Retail trade, total | 1,436 | 862 | 107,043 | 97,523 | 10,973 | 203,328 | 192,215 | 4,604 | 4,022 | 1,478 |
| Food stores, total | 254 | 112 | 22,208 | 19,300 | 1,200 | 22,174 | 19,420 | 537 | 385 | 271 |
| Grocery stores | 172 | 74 | 19,971 | 17,513 | 952 | 17,767 | 15,347 | 419 | 288 | 185 |
| Meat markets, fish (seafood) markets | 11 | 5 | 367 | 329 | 32 | 574 | 568 | 10 | 9 | 10 |
| Fruit stores, vegetable markets | 40 | 10 | 677 | 359 | 44 | 846 | 658 | 25 | 16 | 44 |
| Candy, nut, confectionery stores | 5 | 3 | 132 | (D) | 19 | 446 | 440 | 13 | 12 | 5 |
| Other food stores | 26 | 20 | 1,061 | (D) | 153 | 2,541 | 2,407 | 70 | 60 | 27 |
| Eating, drinking places, total | 312 | 202 | 12,774 | 11,212 | 2,030 | 37,930 | 35,276 | 1,150 | 1,038 | 375 |
| Eating places | 211 | 143 | 8,637 | 7,947 | 1,602 | 28,708 | 26,546 | 931 | 846 | 255 |
| Drinking places | 101 | 59 | 4,137 | 3,265 | 428 | 9,222 | 8,730 | 219 | 192 | 120 |
| General merchandise group, total | 46 | 28 | 9,506 | 9,206 | 1,327 | 23,200 | 21,920 | 632 | 546 | 33 |
| General merchandise group (except variety) | 32 | 16 | 6,505 | (D) | 890 | 15,376 | 14,787 | 352 | 312 | 27 |
| Variety stores | 14 | 12 | 3,001 | (D) | 437 | 7,824 | 7,133 | 280 | 234 | 6 |
| Apparel, accessories stores, total | 103 | 89 | 7,002 | 6,734 | 807 | 14,059 | 12,668 | 320 | 255 | 69 |
| Shoe stores | 12 | 10 | 1,000 | (D) | 126 | 2,316 | 1,907 | 46 | 30 | 6 |
| Men's, boys' clothing and furnishings stores | (NA) | 16 | (NA) | 1,358 | 175 | 3,114 | 2,804 | 55 | 46 | (NA) |
| Family clothing stores | (NA) | 6 | (D) | 291 | 32 | 406 | 397 | 9 | 8 | (NA) |
| Women's clothing, specialty stores | 51 | 49 | 3,877 | (D) | 455 | 7,808 | 7,162 | 198 | 161 | 34 |
| Ready-to-wear stores | (NA) | 41 | (NA) | 3,640 | 433 | 7,234 | 6,634 | 184 | 151 | (NA) |
| Other clothing, specialty stores | (NA) | 8 | (NA) | (D) | 22 | 574 | 528 | 14 | 10 | (NA) |
| Other apparel stores | 10 | 8 | 252 | (D) | 19 | 415 | 398 | 12 | 10 | 6 |
| Furniture, home furnishings, appliance dealers, total | 93 | 73 | 6,582 | 6,392 | 914 | 18,089 | 17,773 | 318 | 302 | 79 |
| Furniture, home furnishings stores, antique stores | 47 | 37 | 3,469 | 3,393 | 556 | 10,378 | 10,211 | 173 | 163 | 39 |
| Household appliance, radio, TV stores | 46 | 36 | 3,113 | 2,999 | 358 | 7,711 | 7,562 | 145 | 139 | 40 |
| Automotive group | 60 | 50 | 17,227 | 17,017 | 1,767 | 33,310 | 32,881 | 490 | 474 | 51 |
| Gasoline service stations | 166 | 100 | 8,787 | 7,395 | 599 | 10,949 | 10,337 | 247 | 212 | 188 |
| Lumber, bldg. mats., hardware, farm equip. dealers, total | 60 | 48 | 8,287 | 8,023 | 802 | 14,227 | 13,894 | 268 | 256 | 50 |
| Farm equipment dealers | 1 | 1 | (D) | (D) | (D) | (D) | (D) | (D) | (D) | (D) |
| Lumber, building materials, supplies, equipment dealers | 33 | 29 | 6,176 | 6,030 | 659 | 11,430 | 11,117 | 212 | 202 | 31 |
| Hardware stores | 26 | 18 | (D) | (D) | (D) | (D) | (D) | (D) | (D) | (D) |

Standard Notes: (D) Withheld to avoid disclosure. (NA) Not available. n.e.c. Not elsewhere classified. XXX Not applicable. (Z) Less than \$500. ... Represents zero.
¹ Group totals may include data for establishments without payroll which could not be classified by detailed kind of business.

Table 104. RETAIL TRADE: 1954 — COUNTIES WITH 500 ESTABLISHMENTS OR MORE—Continued
Establishments, Sales, Payroll, and Personnel, by Kind of Business

| County and kind of business | Establishments | | Sales | | Payroll, entire year (\$1,000) | Payroll, workweek ended nearest Nov. 15 | | Paid employees, workweek ended nearest Nov. 15 | | Proprietors (unincorporated businesses only) ¹ (Number) |
|---|--------------------------------|--------------------------|---|--|-----------------------------------|---|----------------------------|--|---------------------------|---|
| | Total ¹ (Number) | With payroll (Number) | Total, all establishments ¹ (\$1,000) | Establishments with payroll (\$1,000) | | Total (Dollars) | Full workweek (Dollars) | Total (Number) | Full workweek (Number) | |
| VOLUSIA COUNTY—Con. | | | | | | | | | | |
| Drug stores, proprietary stores, total..... | 68 | 38 | 5,067 | 4,491 | 648 | 11,543 | 11,056 | 277 | 244 | 73 |
| Drug stores..... | (NA) | 27 | (NA) | 3,872 | 598 | 10,411 | 9,948 | 241 | 213 | (NA) |
| Proprietary stores..... | (NA) | 11 | (NA) | 619 | 50 | 1,132 | 1,108 | 36 | 31 | (NA) |
| Other retail stores, total..... | 229 | 117 | 8,661 | 7,175 | 768 | 15,556 | 14,714 | 325 | 271 | 242 |
| Liquor stores..... | 30 | 18 | 2,161 | 1,565 | 101 | 1,812 | 1,784 | 36 | 33 | 34 |
| Fuel, ice dealers..... | 19 | 7 | 1,060 | 980 | 89 | 2,242 | 2,203 | 39 | 38 | 13 |
| Feed, farm, garden supply stores..... | 16 | 12 | 1,206 | 1,168 | 78 | 1,574 | 1,477 | 31 | 27 | 19 |
| Jewelry stores..... | 19 | 9 | 904 | 810 | 137 | 2,287 | 2,265 | 37 | 34 | 14 |
| Book, stationery stores..... | 5 | 5 | 378 | 378 | 73 | 1,558 | 1,543 | 29 | 28 | 3 |
| Other retail stores (except second-hand)..... | 114 | 62 | 2,767 | 2,225 | 284 | 5,943 | 5,302 | 150 | 108 | 126 |
| Second-hand stores..... | 12 | 4 | 83 | 49 | 6 | 140 | 140 | 3 | 3 | 15 |
| Nonstore retailers..... | 45 | 5 | 942 | 578 | 111 | 2,291 | 2,276 | 40 | 39 | 47 |

Standard Notes: (D) Withheld to avoid disclosure. (NA) Not available. n.e.c. Not elsewhere classified. XXX Not applicable. (Z) Less than \$500. ... Represents zero.
¹ Group totals may include data for establishments without payroll which could not be classified by detailed kind of business.

Table 105. RETAIL TRADE: 1954 — CITIES WITH 500 ESTABLISHMENTS OR MORE

Establishments, Sales, Payroll, and Personnel, by Kind of Business

| City and kind of business | Establishments | | Sales | | Payroll, entire year (\$1,000) | Payroll, workweek ended nearest Nov. 15 | | Paid employees, workweek ended nearest Nov. 15 | | Proprietors (unincorporated businesses only) ¹ (Number) |
|--|--------------------------------|--------------------------|---|--|-----------------------------------|---|----------------------------|--|---------------------------|---|
| | Total ¹ (Number) | With payroll (Number) | Total, all establishments ¹ (\$1,000) | Establishments with payroll (\$1,000) | | Total (Dollars) | Full workweek (Dollars) | Total (Number) | Full workweek (Number) | |
| DAYTONA BEACH | | | | | | | | | | |
| Retail trade, total..... | 688 | 454 | 62,686 | 58,748 | 7,394 | 136,297 | 128,961 | 2,970 | 2,617 | 663 |
| Food stores, total..... | 99 | 55 | 10,982 | 9,970 | 664 | 12,459 | 10,984 | 294 | 219 | 102 |
| Grocery stores..... | 68 | 36 | 9,777 | 8,877 | 487 | 9,381 | 8,015 | 214 | 148 | 71 |
| Meat markets, fish (seafood) markets..... | 4 | 2 | (D) | (D) | (D) | (D) | (D) | (D) | (D) | (D) |
| Fruit stores, vegetable markets..... | 8 | 2 | 162 | (D) | (D) | (D) | (D) | (D) | (D) | (D) |
| Candy, nut, confectionery stores..... | 4 | 2 | (D) | (D) | (D) | (D) | (D) | (D) | (D) | (D) |
| Other food stores..... | 15 | 13 | 795 | (D) | 129 | 2,228 | 2,125 | 61 | 53 | 14 |
| Eating, drinking places, total..... | 143 | 105 | 7,488 | 7,006 | 1,391 | 27,051 | 25,046 | 767 | 701 | 147 |
| Eating places..... | 93 | 71 | 5,142 | 4,964 | 1,088 | 20,360 | 18,629 | 617 | 566 | 95 |
| Drinking places..... | 50 | 34 | 2,346 | 2,042 | 303 | 6,691 | 6,417 | 150 | 135 | 52 |
| General merchandise group, total..... | 19 | 17 | 7,535 | (D) | 1,151 | 20,166 | 18,933 | 528 | 448 | 8 |
| General merchandise group (except variety)..... | 11 | 9 | 5,252 | (D) | 802 | 13,826 | 13,268 | 312 | 276 | 5 |
| Variety stores..... | 8 | 8 | 2,283 | 2,283 | 349 | 6,340 | 5,665 | 216 | 172 | 3 |
| Apparel, accessories stores, total..... | 73 | 61 | 5,462 | 5,260 | 641 | 10,986 | 10,020 | 252 | 201 | 47 |
| Shoe stores..... | 10 | 8 | (D) | (D) | (D) | (D) | (D) | (D) | (D) | (D) |
| Men's, boys' clothing and furnishings stores..... | (NA) | 9 | (NA) | 793 | 105 | 1,807 | 1,774 | 28 | 26 | (NA) |
| Family clothing stores..... | (NA) | 3 | (NA) | 103 | 10 | 74 | 65 | 3 | 2 | (NA) |
| Women's clothing, specialty stores..... | 38 | 36 | 3,236 | (D) | 390 | 6,541 | 6,016 | 169 | 136 | 25 |
| Ready-to-wear stores..... | (NA) | 28 | (NA) | 3,059 | 368 | 5,967 | 5,488 | 155 | 126 | (NA) |
| Other clothing, specialty stores..... | (NA) | 8 | (NA) | (D) | 22 | 574 | 528 | 14 | 10 | (NA) |
| Other apparel stores..... | 7 | 5 | 188 | (D) | (D) | (D) | (D) | (D) | (D) | (D) |
| Furniture, home furnishings, appliance dealers, total..... | 46 | 38 | 3,959 | 3,895 | 562 | 10,860 | 10,751 | 175 | 172 | 36 |
| Furniture, home furnishings stores, antique stores..... | 21 | 19 | 2,301 | (D) | 386 | 6,730 | 6,712 | 102 | 101 | 13 |
| Household appliance, radio, TV stores..... | 25 | 19 | 1,658 | (D) | 176 | 4,130 | 4,039 | 73 | 71 | 23 |
| Automotive group..... | 32 | 28 | 10,941 | 10,817 | 1,316 | 24,190 | 23,779 | 337 | 323 | 23 |
| Gasoline service stations..... | 60 | 42 | 3,936 | 3,620 | 327 | 6,128 | 5,930 | 131 | 118 | 77 |
| Lumber, bldg. mats., hardware, farm equip. dealers, total..... | 27 | 21 | 4,264 | 4,156 | 374 | 6,819 | 6,651 | 128 | 121 | 26 |
| Farm equipment dealers..... | *** | *** | *** | *** | *** | *** | *** | *** | *** | *** |
| Lumber, building materials, supplies, equipment dealers..... | 17 | 15 | (D) | (D) | (D) | (D) | (D) | (D) | (D) | (D) |
| Hardware stores..... | 10 | 6 | (D) | (D) | (D) | (D) | (D) | (D) | (D) | (D) |
| Drug stores, proprietary stores, total..... | 32 | 20 | 2,936 | 2,656 | 404 | 6,612 | 6,228 | 151 | 133 | 34 |
| Drug stores..... | (NA) | 16 | (NA) | 2,399 | 381 | 6,339 | 5,955 | 143 | 125 | (NA) |
| Proprietary stores..... | (NA) | 4 | (NA) | 257 | 23 | 273 | 273 | 8 | 8 | (NA) |
| Other retail stores, total..... | 133 | 65 | 4,730 | (D) | (D) | (D) | (D) | (D) | (D) | (D) |
| Liquor stores..... | 19 | 7 | 1,115 | 519 | 32 | 586 | 586 | 11 | 11 | 21 |
| Fuel, ice dealers..... | 8 | 2 | (D) | (D) | (D) | (D) | (D) | (D) | (D) | (D) |
| Feed, farm, garden supply stores..... | 7 | 3 | 244 | 206 | 38 | 763 | 701 | 13 | 11 | 8 |
| Jewelry stores..... | 13 | 7 | 741 | (D) | (D) | (D) | (D) | (D) | (D) | (D) |
| Book, stationery stores..... | 4 | 4 | (D) | (D) | (D) | (D) | (D) | (D) | (D) | (D) |
| Other retail stores (except second-hand)..... | 69 | 39 | 1,692 | 1,558 | 204 | 4,005 | 3,716 | 95 | 73 | 75 |
| Second-hand stores..... | 5 | 3 | 49 | (D) | (D) | (D) | (D) | (D) | (D) | (D) |
| Nonstore retailers..... | 24 | 2 | 453 | (D) | (D) | (D) | (D) | (D) | (D) | (D) |

Standard Notes: (D) Withheld to avoid disclosure. (NA) Not available. n.e.c. Not elsewhere classified. XXX Not applicable. (Z) Less than \$500. ... Represents zero.
¹ Group totals may include data for establishments without payroll which could not be classified by detailed kind of business.

Table 105. RETAIL TRADE: 1954 — CITIES WITH 500 ESTABLISHMENTS OR MORE—Continued

Establishments, Sales, Payroll, and Personnel, by Kind of Business

| City and kind of business | Establishments | | Sales | | Payroll, entire year (\$1,000) | Payroll, workweek ended nearest Nov. 15 | | Paid employees, workweek ended nearest Nov. 15 | | Proprietors (unincorporated businesses only) ¹ (Number) |
|--|--------------------------------|--------------------------|---|--|-----------------------------------|---|----------------------------|--|---------------------------|---|
| | Total ¹ (Number) | With payroll (Number) | Total, all establishments ¹ (\$1,000) | Establishments with payroll (\$1,000) | | Total (Dollars) | Full workweek (Dollars) | Total (Number) | Full workweek (Number) | |
| FORT LAUDERDALE | | | | | | | | | | |
| Retail trade, total..... | 1,167 | 809 | 133,122 | 126,558 | 14,470 | 277,490 | 266,506 | 5,431 | 4,860 | 1,135 |
| Food stores, total..... | 111 | 67 | 23,129 | 21,881 | 1,368 | 25,752 | 23,489 | 569 | 425 | 104 |
| Grocery stores..... | 60 | 32 | 20,891 | 20,033 | 1,158 | 21,996 | 19,822 | 482 | 345 | 52 |
| Meat markets, fish (seafood) markets..... | 8 | 4 | 801 | 589 | 48 | 869 | 855 | 17 | 16 | 8 |
| Fruit stores, vegetable markets..... | 15 | 11 | 647 | 579 | 45 | 400 | 400 | 9 | 8 | 14 |
| Candy, nut, confectionery stores..... | 6 | 4 | 138 | (D) | (D) | (D) | (D) | (D) | (D) | (D) |
| Other food stores..... | 22 | 16 | 652 | (D) | (D) | (D) | (D) | (D) | (D) | (D) |
| Eating, drinking places, total..... | 214 | 156 | 11,447 | 10,411 | 2,123 | 41,503 | 39,175 | 1,149 | 1,012 | 256 |
| Eating places..... | 146 | 108 | 7,929 | 7,375 | 1,687 | 31,452 | 29,718 | 928 | 818 | 174 |
| Drinking places..... | 68 | 48 | 3,518 | 3,036 | 436 | 10,051 | 9,457 | 221 | 194 | 82 |
| General merchandise group, total..... | 32 | 24 | 12,597 | 12,481 | 1,784 | 36,017 | 34,737 | 796 | 736 | 25 |
| General merchandise group (except variety)..... | 18 | 16 | 10,239 | (D) | 1,478 | 30,013 | 29,279 | 581 | 556 | 9 |
| Variety stores..... | 12 | 8 | 2,294 | (D) | 306 | 6,004 | 5,458 | 215 | 180 | 12 |
| Apparel, accessories stores, total..... | 170 | 152 | 15,106 | 14,852 | 1,731 | 30,280 | 28,837 | 658 | 582 | 131 |
| Shoe stores..... | 21 | 21 | 2,416 | 2,416 | 278 | 4,512 | 4,445 | 92 | 84 | 9 |
| Men's, boys' clothing and furnishings stores..... | (NA) | 28 | (NA) | 2,994 | 372 | 6,042 | 5,957 | 99 | 95 | (NA) |
| Family clothing stores..... | (NA) | 12 | (NA) | 2,416 | 358 | 6,301 | 6,063 | 122 | 112 | (NA) |
| Women's clothing, specialty stores..... | 88 | 78 | 6,659 | 6,507 | 680 | 12,674 | 11,642 | 325 | 272 | 79 |
| Ready-to-wear stores..... | (NA) | 63 | (NA) | 6,013 | 613 | 11,637 | 10,659 | 294 | 245 | (NA) |
| Other clothing, specialty stores..... | (NA) | 15 | (NA) | 494 | 67 | 1,037 | 983 | 31 | 27 | (NA) |
| Other apparel stores..... | 17 | 13 | 547 | 519 | 43 | 751 | 730 | 20 | 19 | 19 |
| Furniture, home furnishings, appliance dealers, total..... | 94 | 74 | 10,931 | 10,525 | 1,314 | 24,287 | 23,449 | 383 | 356 | 78 |
| Furniture, home furnishings stores, antique stores..... | 66 | 50 | 6,168 | 5,940 | 824 | 14,354 | 13,633 | 252 | 228 | 49 |
| Household appliance, radio, TV stores..... | 28 | 24 | 4,731 | 4,585 | 490 | 9,933 | 9,816 | 131 | 128 | 27 |
| Automotive group..... | 64 | 52 | 25,839 | 25,647 | 2,580 | 48,629 | 47,992 | 615 | 597 | 50 |
| Gasoline service stations..... | 94 | 68 | 6,075 | 5,207 | 458 | 9,973 | 9,538 | 203 | 186 | 103 |
| Lumber, bldg. mats., hardware, farm equip. dealers, total..... | 55 | 37 | 10,379 | 10,053 | 1,167 | 23,583 | 22,954 | 344 | 321 | 41 |
| Farm equipment dealers..... | *** | *** | *** | *** | *** | *** | *** | *** | *** | *** |
| Lumber, building materials, supplies, equipment dealers..... | 36 | 28 | 8,782 | 8,638 | 961 | 19,843 | 19,216 | 288 | 266 | 20 |
| Hardware stores..... | 19 | 9 | 1,597 | 1,415 | 206 | 3,740 | 3,738 | 56 | 55 | 21 |
| Drug stores, proprietary stores, total..... | 37 | 33 | 4,660 | 4,554 | 685 | 13,382 | 12,670 | 284 | 240 | 34 |
| Drug stores..... | (NA) | 27 | (NA) | (D) | (D) | (D) | (D) | (D) | (D) | (NA) |
| Proprietary stores..... | (NA) | 6 | (NA) | (D) | (D) | (D) | (D) | (D) | (D) | (NA) |
| Other retail stores, total..... | 236 | 138 | 10,838 | 9,322 | 1,070 | 20,671 | 20,252 | 379 | 354 | 252 |
| Liquor stores..... | 38 | 24 | 3,338 | 2,916 | 170 | 2,857 | 2,761 | 52 | 47 | 39 |
| Fuel, ice dealers..... | 11 | 5 | 952 | 884 | 179 | 3,666 | 3,666 | 52 | 52 | 12 |
| Feed, farm, garden supply stores..... | 13 | 5 | 657 | 583 | 67 | 1,254 | 1,201 | 21 | 19 | 13 |
| Jewelry stores..... | 30 | 22 | 1,146 | 1,086 | 152 | 2,567 | 2,503 | 43 | 40 | 26 |
| Book, stationery stores..... | 5 | 5 | 270 | 248 | 37 | 743 | 728 | 15 | 13 | 8 |
| Other retail stores (except second-hand)..... | 110 | 70 | 3,924 | 3,280 | 436 | 9,014 | 8,839 | 180 | 170 | 126 |
| Second-hand stores..... | 7 | 7 | 325 | 325 | 29 | 570 | 554 | 16 | 13 | 4 |
| Nonstore retailers..... | 60 | 8 | 2,121 | 1,625 | 190 | 3,413 | 3,413 | 51 | 51 | 61 |

Standard Notes: (D) Withheld to avoid disclosure. (NA) Not available. n.e.c. Not elsewhere classified. XXX Not applicable. (Z) Less than \$500. ... Represents zero.
¹ Group totals may include data for establishments without payroll which could not be classified by detailed kind of business.

Table 105. RETAIL TRADE: 1954 — CITIES WITH 500 ESTABLISHMENTS OR MORE—Continued

Establishments, Sales, Payroll, and Personnel, by Kind of Business

| City and kind of business | Establishments | | Sales | | Payroll, entire year (\$1,000) | Payroll, workweek ended nearest Nov. 15 | | Paid employees, workweek ended nearest Nov. 15 | | Proprietors (unincorporated businesses only) ¹ (Number) |
|--|--------------------------------|--------------------------|---|--|-----------------------------------|---|----------------------------|--|---------------------------|---|
| | Total ¹ (Number) | With payroll (Number) | Total, all establishments ² (\$1,000) | Establishments with payroll (\$1,000) | | Total (Dollars) | Full workweek (Dollars) | Total (Number) | Full workweek (Number) | |
| | JACKSONVILLE | | | | | | | | | |
| Retail trade, total..... | 2,877 | 1,753 | 374,854 | 354,490 | 39,772 | 758,097 | 721,453 | 16,487 | 14,434 | 2,803 |
| Food stores, total..... | 667 | 243 | 80,094 | 71,234 | 4,703 | 87,376 | 78,386 | 2,295 | 1,770 | 709 |
| Grocery stores..... | 475 | 173 | 74,895 | 67,817 | 4,242 | 78,040 | 69,206 | 2,051 | 1,541 | 497 |
| Meat markets, fish (seafood) markets..... | 31 | 19 | 1,371 | 1,085 | 90 | 1,709 | 1,684 | 48 | 45 | 36 |
| Fruit stores, vegetable markets..... | 31 | 7 | (D) | (D) | (D) | (D) | (D) | (D) | (D) | (D) |
| Candy, nut, confectionery stores..... | 79 | 13 | 1,122 | 438 | 50 | 1,182 | 1,178 | 34 | 33 | 88 |
| Bakery products stores..... | 26 | 18 | (D) | (D) | (D) | (D) | (D) | (D) | (D) | (D) |
| Other food stores..... | 25 | 13 | 1,098 | 778 | 70 | 1,376 | 1,324 | 42 | 38 | 27 |
| Eating, drinking places, total..... | 430 | 330 | 21,413 | 20,107 | 3,868 | 79,195 | 75,703 | 2,741 | 2,510 | 488 |
| Eating places (except refreshment stands)..... | 295 | 227 | 16,131 | 15,161 | 3,225 | 65,474 | 62,824 | 2,331 | 2,154 | 337 |
| Refreshment stands..... | 36 | 26 | 1,152 | 1,070 | 208 | 4,105 | 3,884 | 138 | 120 | 35 |
| Drinking places..... | 99 | 77 | 4,130 | 3,876 | 435 | 9,616 | 8,995 | 272 | 236 | 116 |
| General merchandise group, total..... | 115 | 71 | 36,786 | 36,044 | 5,615 | 116,054 | 104,888 | 2,708 | 2,061 | 109 |
| Department stores..... | 4 | 4 | 25,062 | 25,062 | 4,182 | 87,623 | 80,963 | 1,704 | 1,406 | ... |
| Dry goods, general merchandise stores..... | 43 | 17 | 2,563 | (D) | 293 | 6,080 | 5,696 | 161 | 132 | 46 |
| General stores..... | 6 | 4 | 458 | (D) | 53 | 1,081 | 1,074 | 27 | 26 | 10 |
| Variety stores..... | 58 | 46 | 8,659 | 8,447 | 1,087 | 21,270 | 17,155 | 816 | 497 | 49 |
| Apparel, accessories stores, total..... | 213 | 197 | 27,267 | 27,077 | 3,521 | 67,415 | 63,221 | 1,605 | 1,331 | 151 |
| Shoe stores..... | 51 | 51 | (D) | (D) | (D) | (D) | (D) | (D) | (D) | (D) |
| Men's, boys' clothing and furnishings stores..... | (NA) | 37 | (NA) | (D) | (D) | (D) | (D) | (D) | (D) | (NA) |
| Family clothing stores..... | (NA) | 17 | (NA) | 3,168 | 554 | 10,322 | 9,769 | 236 | 199 | (NA) |
| Women's clothing, specialty stores..... | 83 | 75 | 13,534 | 13,436 | 1,665 | 33,115 | 31,285 | 839 | 722 | 61 |
| Ready-to-wear stores..... | (NA) | 58 | (NA) | (D) | (D) | (D) | (D) | (D) | (D) | (NA) |
| Millinery stores..... | (NA) | 10 | (NA) | 706 | 141 | 2,771 | 2,587 | 56 | 48 | (NA) |
| Other clothing, specialty stores..... | (NA) | 7 | (NA) | (D) | (D) | (D) | (D) | (D) | (D) | (NA) |
| Other apparel stores..... | 21 | 17 | 879 | 823 | 83 | 1,559 | 1,513 | 42 | 39 | 16 |
| Furniture, home furnishings, appliance dealers, total..... | 155 | 123 | 21,033 | 20,409 | 2,915 | 56,872 | 55,758 | 993 | 959 | 157 |
| Furniture, home furnishings stores..... | 98 | 78 | 16,990 | 16,742 | 2,354 | 46,664 | 45,753 | 819 | 794 | 104 |
| Furniture stores..... | (NA) | 53 | (NA) | (D) | (D) | (D) | (D) | (D) | (D) | (NA) |
| Home furnishings stores, antique stores..... | (NA) | 25 | (NA) | (D) | (D) | (D) | (D) | (D) | (D) | (NA) |
| Household appliance, radio, TV stores..... | 55 | 45 | 3,987 | 3,667 | 561 | 10,208 | 10,005 | 174 | 165 | 51 |
| Automotive group, total..... | 140 | 110 | 98,333 | 97,685 | 8,496 | 142,260 | 140,886 | 2,095 | 2,037 | 114 |
| Passenger car dealers (franchised)..... | 27 | 27 | (D) | (D) | (D) | (D) | (D) | (D) | (D) | (D) |
| Passenger car dealers (nonfranchised)..... | 61 | 39 | (D) | (D) | (D) | (D) | (D) | (D) | (D) | (D) |
| Tire, battery, accessory dealers..... | 30 | 30 | (D) | (D) | (D) | (D) | (D) | (D) | (D) | (D) |
| Other automotive dealers..... | 22 | 14 | 1,596 | 1,424 | 165 | 2,691 | 2,691 | 42 | 42 | 19 |
| Gasoline service stations..... | 291 | 195 | 17,146 | 14,792 | 1,464 | 29,980 | 28,705 | 642 | 580 | 294 |
| Lumber, bldg. mads., hardware, farm equip. dealers, total..... | 100 | 78 | (D) | (D) | (D) | (D) | (D) | (D) | (D) | (D) |
| Farm equipment dealers..... | 3 | 3 | (D) | (D) | (D) | (D) | (D) | (D) | (D) | (D) |
| Lumber, building materials dealers..... | 32 | 28 | 11,621 | 11,427 | 1,269 | 23,794 | 23,269 | 444 | 423 | 16 |
| Plumbing, paint, electrical stores..... | 23 | 17 | 1,874 | 1,814 | 314 | 5,681 | 5,581 | 84 | 81 | 18 |
| Hardware stores..... | 42 | 30 | 3,852 | 3,632 | 493 | 10,224 | 10,083 | 148 | 143 | 33 |
| Drug stores, proprietary stores, total..... | 139 | 93 | 11,943 | 11,019 | 1,740 | 30,253 | 29,530 | 735 | 686 | 134 |
| Drug stores..... | (NA) | 67 | (NA) | 9,960 | 1,651 | 28,508 | 27,850 | 671 | 632 | (NA) |
| Proprietary stores..... | (NA) | 26 | (NA) | 1,059 | 89 | 1,745 | 1,680 | 64 | 54 | (NA) |
| Other retail stores, total..... | 442 | 288 | 36,171 | 33,337 | 4,104 | 81,367 | 78,707 | 1,548 | 1,423 | 384 |
| Liquor stores..... | 65 | 63 | 9,045 | (D) | 846 | 15,034 | 14,668 | 292 | 276 | 42 |
| Fuel, ice dealers..... | 66 | 22 | 5,341 | 4,729 | 708 | 15,367 | 14,682 | 249 | 232 | 61 |
| Feed, farm, garden supply stores..... | 30 | 26 | (D) | (D) | (D) | (D) | (D) | (D) | (D) | (D) |
| Jewelry stores..... | 43 | 29 | 4,743 | 4,649 | 758 | 14,812 | 14,459 | 254 | 243 | 35 |
| Book, stationery stores..... | 12 | 10 | 513 | (D) | (D) | (D) | (D) | (D) | (D) | (D) |
| Sporting goods, bicycle stores..... | 10 | 4 | 1,055 | (D) | (D) | (D) | (D) | (D) | (D) | (D) |
| Florists..... | 28 | 24 | (D) | (D) | (D) | (D) | (D) | (D) | (D) | (D) |
| Cigar stores, stands..... | 11 | 3 | 163 | 95 | 5 | 120 | 120 | 3 | 3 | 10 |
| News dealers, newsstands..... | 4 | 4 | 313 | 313 | 61 | 697 | 667 | 35 | 31 | 2 |
| Gift, novelty, souvenir stores..... | 16 | 4 | 265 | 145 | 16 | 371 | 371 | 10 | 10 | 19 |
| Music stores..... | 15 | 11 | (D) | (D) | (D) | (D) | (D) | (D) | (D) | (D) |
| Camera, photographic supply stores..... | 9 | 7 | 598 | (D) | 98 | 2,793 | 2,793 | 50 | 50 | 4 |
| Other retail stores (except second-hand)..... | 34 | 32 | 1,903 | (D) | (D) | (D) | (D) | (D) | (D) | (D) |
| Second-hand stores..... | 57 | 49 | 1,700 | 1,618 | 299 | 6,121 | 5,763 | 144 | 125 | 50 |
| Nonstore retailers, total..... | 185 | 25 | (D) | (D) | (D) | (D) | (D) | (D) | (D) | (D) |
| Mail order houses..... | 4 | ... | 62 | ... | ... | ... | ... | ... | ... | 4 |
| Direct selling (house-to-house) organizations..... | 168 | 18 | 6,051 | 4,863 | 1,197 | 26,052 | 25,204 | 422 | 405 | 172 |
| Merchandise vending machine operators..... | 13 | 7 | (D) | (D) | (D) | (D) | (D) | (D) | (D) | (D) |

Standard Notes: (D) Withheld to avoid disclosure. (NA) Not available. n.e.c. Not elsewhere classified. XXX Not applicable. (Z) Less than \$500. ... Represents zero.
¹ Group totals may include data for establishments without payroll which could not be classified by detailed kind of business.

Table 105. RETAIL TRADE: 1954 — CITIES WITH 500 ESTABLISHMENTS OR MORE—Continued

Establishments, Sales, Payroll, and Personnel, by Kind of Business

| City and kind of business | Establishments | | Sales | | Payroll, entire year (\$1,000) | Payroll, workweek ended nearest Nov. 15 | | Paid employees, workweek ended nearest Nov. 15 | | Proprietors (unincorporated businesses only) (Number) |
|--|--------------------------------|--------------------------|---|--|-----------------------------------|---|----------------------------|--|---------------------------|--|
| | Total ¹ (Number) | With payroll (Number) | Total, all establishments ¹ (\$1,000) | Establishments with payroll (\$1,000) | | Total (Dollars) | Full workweek (Dollars) | Total (Number) | Full workweek (Number) | |
| LAKELAND | | | | | | | | | | |
| Retail trade, total..... | 564 | 352 | 60,986 | 56,662 | 5,798 | 120,484 | 113,679 | 2,656 | 2,249 | 570 |
| Food stores, total..... | 110 | 40 | 13,726 | 11,994 | 650 | 11,094 | 10,088 | 273 | 213 | 108 |
| Grocery stores..... | 82 | 28 | 13,052 | 11,496 | 582 | 10,100 | 9,190 | 244 | 188 | 78 |
| Meat markets, fish (seafood) markets..... | 7 | 1 | (D) | (D) | (D) | (D) | (D) | (D) | (D) | (D) |
| Fruit stores, vegetable markets..... | 4 | 2 | (D) | (D) | (D) | (D) | (D) | (D) | (D) | (D) |
| Candy, nut, confectionery stores..... | *** | ** | (D) | (D) | (D) | (D) | (D) | (D) | (D) | (D) |
| Other food stores..... | 15 | 9 | 420 | 348 | 54 | 910 | 814 | 27 | 23 | 15 |
| Eating, drinking places, total..... | 68 | 50 | 2,366 | 2,166 | 405 | 7,800 | 7,193 | 274 | 232 | 74 |
| Eating places..... | 55 | 41 | 2,098 | 1,960 | 382 | 7,425 | 6,858 | 260 | 220 | 61 |
| Drinking places..... | 13 | 9 | 268 | 206 | 23 | 375 | 335 | 14 | 12 | 13 |
| General merchandise group, total..... | 26 | 20 | 6,096 | 6,006 | 703 | 19,836 | 16,761 | 585 | 397 | 23 |
| General merchandise group (except variety)..... | 18 | 14 | 4,510 | (D) | 525 | 16,537 | 14,370 | 430 | 307 | 18 |
| Variety stores..... | 8 | 6 | 1,586 | (D) | 178 | 3,299 | 2,391 | 155 | 90 | 5 |
| Apparel, accessories stores, total..... | 54 | 46 | 4,724 | 4,594 | 577 | 10,598 | 10,147 | 262 | 225 | 39 |
| Shoe stores..... | 13 | 11 | 978 | (D) | 105 | 2,169 | 2,018 | 46 | 32 | 12 |
| Men's, boys' clothing and furnishings stores..... | (NA) | 7 | (NA) | 781 | 120 | 1,789 | 1,782 | 32 | 31 | (NA) |
| Family clothing stores..... | (NA) | 4 | (NA) | 451 | 47 | 1,004 | 966 | 24 | 21 | (NA) |
| Women's clothing, specialty stores..... | 24 | 20 | 2,330 | (D) | (D) | (D) | (D) | (D) | (D) | (D) |
| Ready-to-wear stores..... | (NA) | 17 | (NA) | 2,215 | 268 | 4,640 | 4,395 | 142 | 124 | (NA) |
| Other clothing, specialty stores..... | (NA) | 3 | (NA) | (D) | (D) | (D) | (D) | (D) | (D) | (NA) |
| Other apparel stores..... | 4 | 4 | (D) | (D) | (D) | (D) | (D) | (D) | (D) | (D) |
| Furniture, home furnishings, appliance dealers, total..... | 39 | 33 | 3,444 | 3,292 | 560 | 11,045 | 10,954 | 207 | 200 | 41 |
| Furniture, home furnishings stores, antique stores..... | 24 | 22 | 2,167 | (D) | 354 | 6,870 | 6,804 | 133 | 128 | 24 |
| Household appliance, radio, TV stores..... | 15 | 11 | 1,277 | (D) | 206 | 4,175 | 4,150 | 74 | 72 | 17 |
| Automotive group..... | 34 | 32 | 13,722 | (D) | 1,424 | 31,354 | 31,264 | 475 | 467 | 27 |
| Gasoline service stations..... | 60 | 32 | 3,240 | 2,458 | 192 | 3,791 | 3,273 | 91 | 66 | 87 |
| Lumber, bldg. mats., hardware, farm equip. dealers, total..... | 28 | 20 | 4,142 | 3,908 | 366 | 6,364 | 6,286 | 103 | 100 | 28 |
| Farm equipment dealers..... | 1 | 1 | (D) | (D) | (D) | (D) | (D) | (D) | (D) | (D) |
| Lumber, building materials, supplies, equipment dealers..... | 17 | 11 | 2,684 | (D) | 203 | 3,451 | 3,413 | 60 | 59 | 19 |
| Hardware stores..... | 10 | 8 | (D) | (D) | (D) | (D) | (D) | (D) | (D) | (D) |
| Drug stores, proprietary stores, total..... | 22 | 20 | 1,730 | (D) | 269 | 5,338 | 5,057 | 131 | 114 | 17 |
| Drug stores..... | (NA) | 16 | (NA) | 1,595 | 255 | 4,900 | 4,619 | 121 | 104 | (NA) |
| Proprietary stores..... | (NA) | 4 | (NA) | (D) | 14 | 438 | 438 | 10 | 10 | (NA) |
| Other retail stores, total..... | 89 | 53 | 6,687 | 6,159 | 571 | 11,565 | 11,092 | 228 | 209 | 87 |
| Liquor stores..... | 2 | ** | (D) | ** | ** | ** | ** | ** | ** | (D) |
| Fuel, ice dealers..... | 10 | 6 | 657 | 605 | 121 | 2,645 | 2,438 | 46 | 41 | 9 |
| Feed, farm, garden supply stores..... | 10 | 8 | 3,817 | (D) | 191 | 3,828 | 3,782 | 72 | 69 | 9 |
| Jewelry stores..... | 13 | 7 | 390 | 316 | 55 | 1,176 | 1,112 | 20 | 18 | 11 |
| Book, stationery stores..... | 2 | 2 | (D) | (D) | (D) | (D) | (D) | (D) | (D) | (D) |
| Other retail stores (except second-hand)..... | 35 | 29 | 1,359 | 1,247 | 167 | 3,351 | 3,195 | 73 | 64 | 34 |
| Second-hand stores..... | 3 | 1 | 55 | (D) | (D) | (D) | (D) | (D) | (D) | (D) |
| Nonstore retailers..... | 34 | 6 | 1,109 | 867 | 81 | 1,699 | 1,564 | 27 | 26 | 39 |

Standard Notes: (D) Withheld to avoid disclosure. (NA) Not available. n.e.c. Not elsewhere classified. XXX Not applicable. (Z) Less than \$500. ... Represents zero.
¹ Group totals may include data for establishments without payroll which could not be classified by detailed kind of business.

Table 105. RETAIL TRADE: 1954—CITIES WITH 500 ESTABLISHMENTS OR MORE—Continued

Establishments, Sales, Payroll, and Personnel, by Kind of Business

| City and kind of business | Establishments | | Sales | | Payroll, entire year (\$1,000) | Payroll, workweek ended nearest Nov. 15 | | Paid employees, workweek ended nearest Nov. 15 | | Proprietors (unincorporated businesses only) ¹ (Number) |
|--|--------------------------------|--------------------------|---|--|-----------------------------------|---|----------------------------|--|---------------------------|---|
| | Total ¹ (Number) | With payroll (Number) | Total, all establishments ² (\$1,000) | Establishments with payroll (\$1,000) | | Total (Dollars) | Full workweek (Dollars) | Total (Number) | Full workweek (Number) | |
| MIAMI | | | | | | | | | | |
| Retail trade, total..... | 4,970 | 2,990 | 620,318 | 583,294 | 70,241 | 1,366,405 | 1,313,110 | 26,767 | 24,060 | 5,081 |
| Food stores, total..... | 723 | 357 | 123,711 | 114,633 | 8,078 | 155,005 | 143,301 | 3,403 | 2,683 | 725 |
| Grocery stores..... | 481 | 225 | 112,076 | 105,000 | 7,001 | 134,020 | 123,058 | 2,965 | 2,280 | 472 |
| Meat markets, fish (seafood) markets..... | 70 | 34 | 5,547 | 4,825 | 392 | 7,054 | 6,936 | 116 | 109 | 82 |
| Fruit stores, vegetable markets..... | 54 | 22 | 1,867 | 1,275 | 89 | 1,732 | 1,732 | 40 | 40 | 68 |
| Candy, nut, confectionery stores..... | 24 | 14 | 469 | 363 | 50 | 909 | 755 | 27 | 20 | 14 |
| Bakery products stores..... | 55 | 43 | 2,446 | 2,138 | 448 | 9,385 | 9,083 | 213 | 199 | 42 |
| Other food stores..... | 33 | 19 | 1,268 | 1,032 | 98 | 1,905 | 1,737 | 42 | 35 | 41 |
| Eating, drinking places, total..... | 1,140 | 750 | 56,963 | 51,281 | 9,792 | 185,166 | 176,435 | 5,168 | 4,648 | 1,349 |
| Eating places (except refreshment stands)..... | 546 | 422 | 35,364 | 33,802 | 7,483 | 139,454 | 132,814 | 4,091 | 3,679 | 614 |
| Refreshment stands..... | 79 | 49 | 1,973 | 1,693 | 279 | 6,231 | 5,409 | 165 | 124 | 82 |
| Drinking places..... | 513 | 279 | 19,610 | 15,786 | 2,030 | 39,481 | 38,212 | 912 | 845 | 651 |
| General merchandise group, total..... | 111 | 79 | 76,282 | 75,644 | 13,800 | 308,190 | 294,551 | 6,439 | 5,728 | 96 |
| Department stores..... | 8 | 8 | 55,791 | 55,791 | 10,912 | 254,188 | 245,822 | 4,903 | 4,553 | ... |
| Dry goods, general merchandise stores..... | 65 | 43 | (D) | (D) | (D) | (D) | (D) | (D) | (D) | (D) |
| General stores..... | 2 | 2 | (D) | (D) | (D) | (D) | (D) | (D) | (D) | (D) |
| Variety stores..... | 36 | 26 | 14,596 | 14,442 | 2,213 | 41,437 | 36,475 | 1,302 | 956 | 19 |
| Apparel, accessories stores, total..... | 410 | 316 | 50,669 | 49,089 | 6,793 | 121,091 | 116,608 | 2,309 | 2,100 | 339 |
| Shoe stores..... | 99 | 77 | 9,685 | 9,395 | 1,312 | 22,568 | 21,577 | 382 | 334 | 54 |
| Men's, boys' clothing and furnishings stores..... | (NA) | 76 | (NA) | 9,187 | 1,199 | 20,165 | 19,631 | 315 | 290 | (NA) |
| Family clothing stores..... | (NA) | 15 | (NA) | 10,606 | 1,777 | 31,490 | 31,131 | 568 | 550 | (NA) |
| Women's clothing, specialty stores..... | 143 | 121 | 18,156 | 17,904 | 2,213 | 41,273 | 38,707 | 934 | 818 | 128 |
| Ready-to-wear stores..... | (NA) | 91 | (NA) | 14,750 | 1,818 | 33,807 | 31,738 | 746 | 656 | (NA) |
| Millinery stores..... | (NA) | 5 | (NA) | (D) | (D) | (D) | (D) | (D) | (D) | (NA) |
| Other clothing, specialty stores..... | (NA) | 25 | (NA) | (D) | (D) | (D) | (D) | (D) | (D) | (NA) |
| Other apparel stores..... | 37 | 27 | 2,147 | 1,997 | 292 | 5,595 | 5,562 | 110 | 108 | 42 |
| Furniture, home furnishings, appliance dealers, total..... | 338 | 250 | 38,803 | 37,571 | 5,399 | 107,028 | 104,152 | 1,649 | 1,552 | 290 |
| Furniture, home furnishings stores..... | 198 | 148 | 23,212 | 22,444 | 3,578 | 73,313 | 71,242 | 1,110 | 1,039 | 165 |
| Furniture stores..... | (NA) | 76 | (NA) | 15,038 | 2,271 | 47,529 | 46,565 | 714 | 674 | (NA) |
| Home furnishings stores, antique stores..... | (NA) | 72 | (NA) | 7,406 | 1,307 | 25,784 | 24,677 | 396 | 365 | (NA) |
| Household appliance, radio, TV stores..... | 138 | 102 | 15,531 | 15,127 | 1,821 | 33,715 | 32,910 | 539 | 513 | 121 |
| Automotive group, total..... | 287 | 217 | 143,109 | 139,313 | 11,473 | 200,463 | 198,016 | 2,680 | 2,611 | 271 |
| Passenger car dealers (franchised)..... | 33 | 31 | 90,342 | (D) | 7,541 | 129,311 | 127,929 | 1,693 | 1,663 | 11 |
| Passenger car dealers (nonfranchised)..... | 121 | 79 | 36,248 | 32,876 | 1,966 | 34,615 | 34,174 | 439 | 431 | 152 |
| Tire, battery, accessory dealers..... | 72 | 64 | 8,693 | 8,627 | 1,326 | 24,913 | 24,541 | 380 | 355 | 53 |
| Other automotive dealers..... | 61 | 43 | 7,826 | (D) | 640 | 11,624 | 11,372 | 168 | 162 | 55 |
| Gasoline service stations..... | 417 | 311 | 28,550 | 25,112 | 2,417 | 51,060 | 47,611 | 985 | 874 | 502 |
| Lumber, bldg. mats., hardware, farm equip. dealers, total..... | 181 | 123 | 31,500 | 30,460 | 3,487 | 66,524 | 65,559 | 959 | 923 | 142 |
| Farm equipment dealers..... | 1 | 1 | (D) | (D) | (D) | (D) | (D) | (D) | (D) | (D) |
| Lumber, building materials dealers..... | 48 | 46 | 19,652 | (D) | (D) | (D) | (D) | (D) | (D) | (D) |
| Plumbing, paint, electrical stores..... | 64 | 38 | (D) | 4,649 | 685 | 15,182 | 15,083 | 211 | 206 | 47 |
| Hardware stores..... | 68 | 38 | 4,215 | 3,633 | 465 | 8,827 | 8,707 | 146 | 141 | 73 |
| Drug stores, proprietary stores, total..... | 213 | 133 | 18,437 | 17,041 | 2,785 | 54,857 | 51,765 | 1,183 | 1,055 | 204 |
| Drug stores..... | (NA) | 96 | (NA) | 15,329 | 2,600 | 51,550 | 48,594 | 1,082 | 959 | (NA) |
| Proprietary stores..... | (NA) | 37 | (NA) | 1,712 | 185 | 3,307 | 3,171 | 101 | 96 | (NA) |
| Other retail stores, total..... | 760 | 402 | 38,669 | 32,873 | 4,259 | 81,082 | 79,275 | 1,422 | 1,323 | 769 |
| Liquor stores..... | 125 | 75 | 9,025 | 6,807 | 571 | 10,547 | 10,263 | 211 | 197 | 135 |
| Fuel, ice dealers..... | 19 | 11 | 1,779 | 1,693 | 404 | 7,369 | 7,300 | 107 | 103 | 15 |
| Feed, farm, garden supply stores..... | 36 | 22 | 5,944 | 5,782 | 493 | 9,377 | 9,144 | 159 | 143 | 31 |
| Jewelry stores..... | 78 | 44 | 4,383 | 4,065 | 560 | 11,736 | 11,643 | 169 | 166 | 77 |
| Book, stationery stores..... | 23 | 19 | 2,518 | 2,436 | 521 | 7,960 | 7,883 | 144 | 140 | 23 |
| Sporting goods, bicycle stores..... | 60 | 24 | 2,585 | 2,025 | 187 | 3,610 | 3,486 | 69 | 62 | 66 |
| Florists..... | 54 | 36 | 1,211 | 1,039 | 239 | 5,698 | 5,543 | 131 | 121 | 52 |
| Cigar stores, stands..... | 18 | 8 | 328 | 244 | 21 | 664 | 617 | 20 | 15 | 20 |
| News dealers, newsstands..... | 17 | 9 | 636 | 466 | 33 | 560 | 467 | 19 | 13 | 19 |
| Gift, novelty, souvenir stores..... | 52 | 24 | 1,267 | 995 | 105 | 1,848 | 1,760 | 39 | 35 | 63 |
| Music stores..... | 29 | 13 | 1,730 | 1,448 | 193 | 3,752 | 3,681 | 52 | 48 | 28 |
| Camera, photographic supply stores..... | 20 | 12 | 1,103 | 937 | 127 | 2,453 | 2,415 | 41 | 39 | 16 |
| Other retail stores (except second-hand)..... | 69 | 65 | 3,548 | 3,496 | 580 | 10,669 | 10,311 | 177 | 162 | 61 |
| Second-hand stores..... | 60 | 40 | 1,612 | 1,440 | 225 | 4,839 | 4,762 | 84 | 79 | 55 |
| Nonstore retailers, total..... | 390 | 52 | 13,625 | 10,277 | 1,958 | 35,939 | 35,837 | 570 | 563 | 394 |
| Mail order houses..... | 12 | 8 | 1,116 | (D) | (D) | (D) | (D) | (D) | (D) | (D) |
| Direct selling (house-to-house) organizations..... | 353 | 35 | 8,374 | 5,338 | 1,500 | 27,285 | 27,223 | 431 | 427 | 356 |
| Merchandise vending machine operators..... | 25 | 9 | 4,135 | (D) | (D) | (D) | (D) | (D) | (D) | (D) |

Standard Notes: (D) Withheld to avoid disclosure. (NA) Not available. n.e.c. Not elsewhere classified. XXX Not applicable. (Z) Less than \$500. ... Represents zero.
¹ Group totals may include data for establishments without payroll which could not be classified by detailed kind of business.

Table 105. RETAIL TRADE: 1954 — CITIES WITH 500 ESTABLISHMENTS OR MORE—Continued

Establishments, Sales, Payroll, and Personnel, by Kind of Business

| City and kind of business | Establishments | | Sales | | Payroll, entire year (\$1,000) | Payroll, workweek ended nearest Nov. 15 | | Paid employees, workweek ended nearest Nov. 15 | | Proprietors (unincorporated businesses only) ¹ (Number) |
|--|--------------------------------|--------------------------|---|--|-----------------------------------|---|----------------------------|--|---------------------------|---|
| | Total ¹ (Number) | With payroll (Number) | Total, all establishments ¹ (\$1,000) | Establishments with payroll (\$1,000) | | Total (Dollars) | Full workweek (Dollars) | Total (Number) | Full workweek (Number) | |
| MIAMI BEACH | | | | | | | | | | |
| Retail trade, total..... | 1,312 | 934 | 121,640 | 114,712 | 16,981 | 285,782 | 275,841 | 5,870 | 5,390 | 1,227 |
| Food stores, total..... | 174 | 114 | 23,540 | 22,458 | 1,768 | 32,581 | 31,065 | 631 | 568 | 193 |
| Grocery stores..... | 45 | 31 | 16,116 | 15,856 | 1,091 | 19,136 | 18,303 | 366 | 329 | 45 |
| Meat markets, fish (seafood) markets..... | 46 | 30 | 3,173 | 2,853 | 231 | 4,555 | 4,350 | 79 | 73 | 55 |
| Fruit stores, vegetable markets..... | 39 | 17 | 1,457 | 1,093 | 114 | 1,609 | 1,531 | 32 | 29 | 44 |
| Candy, nut, confectionery stores..... | 8 | 8 | 479 | 479 | 44 | 857 | 857 | 18 | 18 | 9 |
| Other food stores..... | 36 | 28 | 2,315 | 2,177 | 288 | 6,424 | 6,024 | 136 | 119 | 40 |
| Eating, drinking places, total..... | 268 | 216 | 29,195 | 28,327 | 6,891 | 110,171 | 105,214 | 2,703 | 2,435 | 287 |
| Eating places..... | 188 | 160 | 23,970 | 23,632 | 6,207 | 96,453 | 92,152 | 2,396 | 2,156 | 194 |
| Drinking places..... | 80 | 56 | 5,225 | 4,695 | 684 | 13,718 | 13,062 | 307 | 279 | 93 |
| General merchandise group, total..... | 28 | 20 | 2,380 | 2,288 | 387 | 5,650 | 5,045 | 120 | 95 | 25 |
| General merchandise group (except variety)..... | 20 | 14 | 1,490 | 1,426 | 235 | 3,119 | 3,105 | 44 | 43 | 20 |
| Variety stores..... | 6 | 6 | 862 | 862 | 152 | 2,531 | 1,940 | 76 | 52 | 3 |
| Apparel, accessories stores, total..... | 367 | 307 | 34,879 | 33,245 | 4,375 | 70,736 | 69,221 | 1,247 | 1,183 | 257 |
| Shoe stores..... | 44 | 40 | 5,781 | 5,729 | 761 | 11,720 | 11,467 | 166 | 156 | 21 |
| Men's, boys' clothing and furnishings stores..... | (NA) | 68 | (NA) | 7,476 | 1,048 | 15,677 | 15,499 | 218 | 212 | (NA) |
| Family clothing stores..... | (NA) | 5 | (NA) | 406 | 30 | 420 | 420 | 11 | 11 | (NA) |
| Women's clothing, specialty stores..... | 186 | 164 | 18,420 | 17,676 | 2,283 | 38,787 | 37,763 | 765 | 719 | 129 |
| Ready-to-wear stores..... | (NA) | 132 | (NA) | 14,823 | 1,893 | 32,359 | 31,350 | 649 | 604 | (NA) |
| Other clothing, specialty stores..... | (NA) | 32 | (NA) | 2,853 | 390 | 6,428 | 6,413 | 116 | 115 | (NA) |
| Other apparel stores..... | 38 | 30 | 2,078 | 1,958 | 253 | 4,132 | 4,072 | 87 | 85 | 35 |
| Furniture, home furnishings, appliance dealers, total..... | 50 | 38 | 3,541 | 3,327 | 494 | 8,574 | 8,503 | 134 | 128 | 45 |
| Furniture, home furnishings stores, antique stores..... | 31 | 25 | 2,727 | 2,555 | 410 | 6,613 | 6,575 | 103 | 99 | 31 |
| Household appliance, radio, TV stores..... | 17 | 13 | 808 | 772 | 84 | 1,961 | 1,928 | 31 | 29 | 12 |
| Automotive group..... | 10 | 8 | 4,335 | (0) | 377 | 5,522 | 5,522 | 72 | 72 | 6 |
| Gasoline service stations..... | 39 | 39 | 3,993 | 3,975 | 559 | 9,447 | 9,447 | 171 | 171 | 43 |
| Lumber, bldg. mats., hardware, farm equip. dealers, total..... | 19 | 15 | 1,458 | 1,414 | 178 | 3,822 | 3,792 | 58 | 56 | 17 |
| Farm equipment dealers..... | *** | *** | *** | *** | *** | *** | *** | *** | *** | *** |
| Lumber, building materials, supplies, equipment dealers..... | 10 | 10 | 964 | 964 | 128 | 2,659 | 2,629 | 39 | 37 | 10 |
| Hardware stores..... | 9 | 5 | 494 | 450 | 50 | 1,163 | 1,163 | 19 | 19 | 7 |
| Drug stores, proprietary stores, total..... | 57 | 47 | 6,825 | 6,681 | 979 | 20,217 | 19,679 | 359 | 331 | 38 |
| Drug stores..... | (NA) | 38 | (NA) | 5,644 | 866 | 17,383 | 16,971 | 287 | 270 | (NA) |
| Proprietary stores..... | (NA) | 9 | (NA) | 1,037 | 113 | 2,834 | 2,708 | 72 | 61 | (NA) |
| Other retail stores, total..... | 247 | 125 | 10,720 | (D) | 963 | 19,012 | 18,303 | 374 | 350 | 258 |
| Liquor stores..... | 18 | 14 | 2,089 | 1,993 | 98 | 1,647 | 1,632 | 34 | 33 | 24 |
| Fuel, ice dealers..... | 1 | 1 | (D) | (D) | (D) | (D) | (D) | (D) | (D) | (D) |
| Feed, farm, garden supply stores..... | 2 | *** | (D) | *** | *** | *** | *** | *** | *** | (D) |
| Jewelry stores..... | 31 | 21 | 1,570 | 1,438 | 179 | 3,461 | 3,363 | 55 | 54 | 27 |
| Book, stationery stores..... | 7 | 5 | 346 | (D) | (D) | (D) | (D) | (D) | (D) | (D) |
| Other retail stores (except second-hand)..... | 168 | 84 | 5,997 | 4,391 | 602 | 12,704 | 12,287 | 262 | 248 | 176 |
| Second-hand stores..... | *** | *** | (D) | *** | *** | *** | *** | *** | *** | (D) |
| Nonstore retailers..... | 53 | 5 | 774 | 204 | 10 | 50 | 50 | 1 | 1 | 58 |

Standard Notes: (D) Withheld to avoid disclosure. (NA) Not available. n.e.c. Not elsewhere classified. XXX Not applicable. (Z) Less than \$500. ... Represents zero.
¹ Group totals may include data for establishments without payroll which could not be classified by detailed kind of business.

Table 105. RETAIL TRADE: 1954 — CITIES WITH 500 ESTABLISHMENTS OR MORE—Continued

Establishments, Sales, Payroll, and Personnel, by Kind of Business

| City and kind of business | Establishments | | Sales | | Payroll, entire year (\$1,000) | Payroll, workweek ended nearest Nov. 15 | | Paid employees, workweek ended nearest Nov. 15 | | Proprietors (unincorporated businesses only) ¹ (Number) |
|--|--------------------------------|--------------------------|---|--|-----------------------------------|---|----------------------------|--|---------------------------|---|
| | Total ¹ (Number) | With payroll (Number) | Total, all establishments ¹ (\$1,000) | Establishments with payroll (\$1,000) | | Total (Dollars) | Full workweek (Dollars) | Total (Number) | Full workweek (Number) | |
| ORLANDO | | | | | | | | | | |
| Retail trade, total..... | 1,262 | 780 | 165,199 | 156,399 | 18,767 | 351,663 | 334,591 | 7,225 | 6,392 | 1,273 |
| Food stores, total..... | 193 | 81 | 25,452 | 22,520 | 1,277 | 23,563 | 21,253 | 586 | 452 | 221 |
| Grocery stores..... | 145 | 61 | 23,999 | 21,577 | 1,133 | 20,833 | 18,788 | 511 | 390 | 159 |
| Meat markets, fish (seafood) markets..... | 10 | 4 | (D) | (D) | (D) | (D) | (D) | (D) | (D) | (D) |
| Fruit stores, vegetable markets..... | 10 | 2 | 278 | (D) | (D) | (D) | (D) | (D) | (D) | (D) |
| Candy, nut, confectionery stores..... | 3 | 1 | 53 | (D) | (D) | (D) | (D) | (D) | (D) | (D) |
| Other food stores..... | 23 | 13 | (D) | (D) | (D) | (D) | (D) | (D) | (D) | (D) |
| Eating, drinking places, total..... | 208 | 124 | 9,478 | 8,452 | 1,543 | 31,958 | 31,093 | 1,033 | 965 | 238 |
| Eating places..... | 143 | 95 | 6,578 | 6,128 | 1,279 | 26,115 | 25,456 | 897 | 840 | 161 |
| Drinking places..... | 65 | 29 | 2,900 | 2,324 | 264 | 5,843 | 5,637 | 136 | 125 | 77 |
| General merchandise group, total..... | 48 | 32 | 18,784 | 18,566 | 2,805 | 60,837 | 57,587 | 1,288 | 1,100 | 41 |
| General merchandise group (except variety)..... | 24 | 16 | 15,001 | 14,887 | 2,326 | 51,532 | 49,429 | 935 | 846 | 20 |
| Variety stores..... | 24 | 16 | 3,783 | 3,679 | 479 | 9,305 | 8,158 | 353 | 254 | 21 |
| Apparel, accessories stores, total..... | 115 | 99 | 12,323 | 12,017 | 1,685 | 34,285 | 33,103 | 758 | 692 | 99 |
| Shoe stores..... | 24 | 20 | 2,418 | (D) | (D) | (D) | (D) | (D) | (D) | (D) |
| Men's, boys' clothing and furnishings stores..... | (NA) | 21 | (NA) | 2,422 | 346 | 5,906 | 5,833 | 101 | 95 | (NA) |
| Family clothing stores..... | (NA) | 7 | (NA) | 621 | 102 | 1,387 | 1,293 | 37 | 27 | (NA) |
| Women's clothing, specialty stores..... | 44 | 44 | (D) | (D) | (D) | (D) | (D) | (D) | (D) | (D) |
| Ready-to-wear stores..... | 29 | 29 | 5,964 | 5,964 | 841 | 19,838 | 19,586 | 461 | 446 | 26 |
| Other clothing, specialty stores..... | 15 | 15 | (D) | (D) | (D) | (D) | (D) | (D) | (D) | (D) |
| Other apparel stores..... | 9 | 7 | 271 | (D) | 14 | 251 | 239 | 8 | 7 | 13 |
| Furniture, home furnishings, appliance dealers, total..... | 100 | 76 | 9,909 | 9,449 | 1,370 | 27,089 | 26,354 | 461 | 439 | 85 |
| Furniture, home furnishings stores, antique stores..... | 62 | 46 | 5,191 | 4,877 | 710 | 14,122 | 13,770 | 245 | 234 | 55 |
| Household appliance, radio, TV stores..... | 38 | 30 | 4,718 | 4,572 | 660 | 12,967 | 12,584 | 216 | 205 | 30 |
| Automotive group..... | 93 | 67 | 37,972 | 37,358 | 3,695 | 66,650 | 64,438 | 935 | 885 | 85 |
| Gasoline service stations..... | 123 | 85 | 6,892 | 6,154 | 552 | 11,708 | 11,204 | 252 | 226 | 117 |
| Lumber, bldg. mats., hardware, farm equip. dealers, total..... | 64 | 42 | 12,240 | 11,674 | 1,420 | 27,568 | 27,093 | 437 | 423 | 57 |
| Farm equipment dealers..... | 5 | 3 | (D) | (D) | (D) | (D) | (D) | (D) | (D) | (D) |
| Lumber, building materials, supplies, equipment dealers..... | 43 | 31 | 10,575 | 10,209 | 1,181 | 23,260 | 22,820 | 350 | 339 | 36 |
| Hardware stores..... | 16 | 8 | (D) | (D) | (D) | (D) | (D) | (D) | (D) | (D) |
| Drug stores, proprietary stores, total..... | 53 | 37 | 4,490 | 4,270 | 731 | 13,050 | 12,355 | 333 | 286 | 57 |
| Drug stores..... | (NA) | 26 | (NA) | 3,922 | 693 | 12,178 | 11,483 | 300 | 253 | (NA) |
| Proprietary stores..... | (NA) | 11 | (NA) | 348 | 38 | 872 | 872 | 33 | 33 | (NA) |
| Other retail stores, total..... | 206 | 126 | 12,072 | 10,998 | 1,303 | 28,837 | 28,346 | 534 | 505 | 213 |
| Liquor stores..... | 22 | 22 | 2,644 | 2,644 | 247 | 4,600 | 4,491 | 87 | 81 | 14 |
| Fuel, ice dealers..... | 8 | 6 | 1,203 | (D) | 263 | 8,994 | 8,923 | 125 | 122 | 7 |
| Feed, farm, garden supply stores..... | 15 | 9 | 2,318 | 2,124 | 154 | 3,010 | 2,985 | 59 | 57 | 13 |
| Jewelry stores..... | 27 | 13 | 1,357 | 1,211 | 164 | 2,907 | 2,877 | 56 | 53 | 29 |
| Book, stationery stores..... | 8 | 4 | 220 | 208 | 34 | 500 | 500 | 11 | 11 | 7 |
| Other retail stores (except second-hand)..... | 92 | 62 | 3,433 | 3,069 | 349 | 7,247 | 7,046 | 162 | 149 | 103 |
| Second-hand stores..... | 12 | 10 | 587 | (D) | 92 | 1,579 | 1,524 | 34 | 32 | 14 |
| Nonstore retailers..... | 59 | 11 | 15,587 | 14,941 | 2,386 | 26,118 | 21,765 | 608 | 419 | 60 |

Standard Notes: (D) Withheld to avoid disclosure. (NA) Not available. n.e.c. Not elsewhere classified. XXX Not applicable. (Z) Less than \$500. ... Represents zero.
¹Group totals may include data for establishments without payroll which could not be classified by detailed kind of business.

Table 105. RETAIL TRADE: 1954 — CITIES WITH 500 ESTABLISHMENTS OR MORE—Continued

Establishments, Sales, Payroll, and Personnel, by Kind of Business

| City and kind of business | Establishments | | Sales | | Payroll, entire year (\$1,000) | Payroll, workweek ended nearest Nov. 15 | | Paid employees, workweek ended nearest Nov. 15 | | Proprietors (unincorporated businesses only) (Number) |
|--|--------------------------------|--------------------------|--|--|-----------------------------------|---|----------------------------|--|---------------------------|--|
| | Total ¹ (Number) | With payroll (Number) | Total, all establishments (\$1,000) | Establishments with payroll (\$1,000) | | Total (Dollars) | Full workweek (Dollars) | Total (Number) | Full workweek (Number) | |
| PENSACOLA | | | | | | | | | | |
| Retail trade, total..... | 866 | 488 | 99,032 | 92,868 | 10,399 | 206,188 | 181,527 | 4,390 | 3,863 | 911 |
| Food stores, total..... | 250 | 84 | 20,588 | 17,254 | 1,052 | 22,037 | 20,862 | 610 | 534 | 267 |
| Grocery stores..... | 211 | 69 | 19,412 | 16,348 | 953 | 19,773 | 18,725 | 548 | 479 | 221 |
| Meat markets, fish (seafood) markets..... | 24 | 8 | (D) | (D) | (D) | (D) | (D) | (D) | (D) | (D) |
| Fruit stores, vegetable markets..... | 5 | 1 | 38 | (D) | (D) | (D) | (D) | (D) | (D) | (D) |
| Candy, nut, confectionery stores..... | 2 | ••• | (D) | ••• | ••• | ••• | ••• | ••• | ••• | (D) |
| Other food stores..... | 8 | 6 | 336 | (D) | 55 | 1,496 | 1,409 | 39 | 36 | 16 |
| Eating, drinking places, total..... | 139 | 91 | 5,237 | 4,759 | 843 | 16,204 | 15,031 | 634 | 563 | 189 |
| Eating places..... | 90 | 56 | 3,388 | 3,032 | 653 | 12,387 | 11,452 | 493 | 434 | 119 |
| Drinking places..... | 49 | 35 | 1,849 | 1,727 | 190 | 3,817 | 3,579 | 141 | 129 | 70 |
| General merchandise group, total..... | 18 | 12 | 10,734 | 10,554 | 1,474 | 34,210 | 14,992 | 713 | 529 | 16 |
| General merchandise group (except variety)..... | 10 | 8 | (D) | (D) | (D) | (D) | (D) | (D) | (D) | (D) |
| Variety stores..... | 8 | 4 | (D) | (D) | (D) | (D) | (D) | (D) | (D) | (D) |
| Apparel, accessories stores, total..... | 81 | 73 | 9,354 | 9,284 | 1,103 | 22,641 | 21,580 | 583 | 496 | 59 |
| Shoe stores..... | 14 | 14 | (D) | (D) | (D) | (D) | (D) | (D) | (D) | (D) |
| Men's, boys' clothing and furnishings stores..... | 24 | 24 | (D) | (D) | (D) | (D) | (D) | (D) | (D) | (D) |
| Family clothing stores..... | 6 | 6 | (D) | (D) | (D) | (D) | (D) | (D) | (D) | (D) |
| Women's clothing, specialty stores..... | 24 | 22 | 3,673 | (D) | 377 | 8,144 | 7,682 | 283 | 251 | 20 |
| Ready-to-wear stores..... | (NA) | 18 | (NA) | 3,340 | 332 | 6,934 | 6,576 | 252 | 228 | (NA) |
| Other clothing, specialty stores..... | (NA) | 4 | (NA) | (D) | 45 | 1,210 | 1,106 | 31 | 23 | (NA) |
| Other apparel stores..... | 9 | 7 | (D) | (D) | 43 | 1,068 | 1,033 | 19 | 18 | (D) |
| Furniture, home furnishings, appliance dealers, total..... | 48 | 38 | 6,249 | 5,951 | 875 | 16,524 | 16,262 | 290 | 275 | 42 |
| Furniture, home furnishings stores, antique stores..... | 25 | 23 | 4,308 | (D) | 666 | 12,594 | 12,480 | 221 | 212 | 19 |
| Household appliance, radio, TV stores..... | 23 | 15 | 1,941 | (D) | 209 | 3,930 | 3,782 | 69 | 63 | 23 |
| Automotive group..... | 45 | 33 | 27,290 | 27,042 | 2,779 | 50,902 | 50,769 | 682 | 667 | 45 |
| Gasoline service stations..... | 74 | 46 | 4,536 | 3,964 | 417 | 8,039 | 7,684 | 188 | 168 | 71 |
| Lumber, bldg. mads., hardware, farm equip. dealers, total..... | 23 | 13 | 3,915 | 3,813 | 506 | 9,257 | 9,100 | 152 | 144 | 20 |
| Farm equipment dealers..... | ••• | ••• | ••• | ••• | ••• | ••• | ••• | ••• | ••• | ••• |
| Lumber, building materials, supplies, equipment dealers..... | 12 | 6 | 1,727 | 1,681 | 237 | 4,300 | 4,220 | 71 | 68 | 8 |
| Hardware stores..... | 11 | 7 | 2,188 | 2,132 | 269 | 4,957 | 4,880 | 81 | 76 | 12 |
| Drug stores, proprietary stores, total..... | 23 | 15 | 2,907 | 2,817 | 489 | 8,191 | 7,617 | 181 | 157 | 19 |
| Drug stores..... | (NA) | 14 | (NA) | (D) | (D) | (D) | (D) | (D) | (D) | (NA) |
| Proprietary stores..... | (NA) | 1 | (NA) | (D) | (D) | (D) | (D) | (D) | (D) | (NA) |
| Other retail stores, total..... | 123 | 79 | 7,396 | 6,912 | 770 | 16,001 | 15,488 | 327 | 301 | 144 |
| Liquor stores..... | 19 | 17 | 1,770 | (D) | 89 | 1,974 | 1,888 | 52 | 48 | 25 |
| Fuel, ice dealers..... | 8 | 6 | 755 | (D) | (D) | (D) | (D) | (D) | (D) | (D) |
| Feed, farm, garden supply stores..... | 5 | 5 | 648 | 648 | 43 | 961 | 939 | 20 | 18 | 6 |
| Jewelry stores..... | 8 | 8 | (D) | (D) | (D) | (D) | (D) | (D) | (D) | (D) |
| Book, stationery stores..... | 4 | 4 | 232 | 232 | 26 | 681 | 626 | 14 | 12 | 4 |
| Other retail stores (except second-hand)..... | 46 | 30 | 2,115 | 1,901 | 248 | 5,009 | 4,694 | 102 | 87 | 56 |
| Second-hand stores..... | 21 | 9 | (D) | (D) | (D) | (D) | (D) | (D) | (D) | (D) |
| Nonstore retailers..... | 42 | 4 | 826 | 514 | 91 | 2,182 | 2,142 | 30 | 29 | 39 |

Standard Notes: (D) Withheld to avoid disclosure. (NA) Not available. n.e.c. Not elsewhere classified. XXX Not applicable. (Z) Less than \$500. ... Represents zero.
¹ Group totals may include data for establishments without payroll which could not be classified by detailed kind of business.

Table 105. RETAIL TRADE: 1954 — CITIES WITH 500 ESTABLISHMENTS OR MORE—Continued

Establishments, Sales, Payroll, and Personnel, by Kind of Business

| City and kind of business | Establishments | | Sales | | Payroll, entire year (\$1,000) | Payroll, workweek ended nearest Nov. 15 | | Paid employees, workweek ended nearest Nov. 15 | | Proprietors (unincorporated businesses only) ¹ (Number) |
|--|--------------------------------|--------------------------|---|--|-----------------------------------|---|----------------------------|--|---------------------------|---|
| | Total ¹ (Number) | With payroll (Number) | Total, all establishments ¹ (\$1,000) | Establishments with payroll (\$1,000) | | Total (Dollars) | Full workweek (Dollars) | Total (Number) | Full workweek (Number) | |
| ST. PETERSBURG | | | | | | | | | | |
| Retail trade, total..... | 1,624 | 1,026 | 199,357 | 189,361 | 22,157 | 445,551 | 421,877 | 9,776 | 8,521 | 1,741 |
| Food stores, total..... | 236 | 120 | 33,723 | 31,473 | 1,961 | 39,503 | 36,574 | 941 | 791 | 274 |
| Grocery stores..... | 169 | 81 | 29,692 | 27,936 | 1,446 | 28,465 | 26,223 | 682 | 557 | 199 |
| Meat markets, fish (seafood) markets..... | 13 | 7 | 1,098 | 914 | 67 | 1,577 | 1,255 | 27 | 21 | 17 |
| Fruit stores, vegetable markets..... | 15 | 5 | 521 | 443 | 40 | 995 | 970 | 21 | 20 | 14 |
| Candy, nut, confectionery stores..... | 3 | 3 | (D) | (D) | (D) | (D) | (D) | (D) | (D) | (D) |
| Other food stores..... | 32 | 24 | (D) | (D) | (D) | (D) | (D) | (D) | (D) | (D) |
| Eating, drinking places, total..... | 347 | 237 | 15,069 | 13,621 | 2,678 | 52,865 | 49,465 | 1,811 | 1,559 | 433 |
| Eating places..... | 218 | 158 | 11,647 | 11,047 | 2,393 | 47,296 | 44,031 | 1,642 | 1,404 | 277 |
| Drinking places..... | 127 | 79 | 3,336 | 2,574 | 285 | 5,569 | 5,434 | 169 | 155 | 154 |
| General merchandise group, total..... | 40 | 26 | 42,772 | 42,460 | 5,612 | 115,985 | 104,154 | 2,851 | 2,293 | 33 |
| General merchandise group (except variety)..... | 27 | 19 | 39,590 | (D) | 5,130 | 107,118 | 96,151 | 2,529 | 2,027 | 25 |
| Variety stores..... | 9 | 7 | 3,134 | (D) | 482 | 8,867 | 8,003 | 322 | 266 | 4 |
| Apparel, accessories stores, total..... | 140 | 114 | 12,592 | 12,140 | 1,374 | 25,353 | 23,664 | 592 | 505 | 120 |
| Shoe stores..... | 27 | 21 | 2,797 | 2,699 | 308 | 5,154 | 4,276 | 124 | 84 | 14 |
| Men's, boys' clothing and furnishings stores..... | (NA) | 21 | (NA) | 2,087 | 247 | 4,437 | 4,370 | 80 | 76 | (NA) |
| Family clothing stores..... | (NA) | 1 | (NA) | (D) | (D) | (D) | (D) | (D) | (D) | (NA) |
| Women's clothing, specialty stores..... | 71 | 59 | 7,221 | 7,045 | 786 | 15,130 | 14,432 | 362 | 327 | 54 |
| Ready-to-wear stores..... | (NA) | 48 | (NA) | 6,658 | 740 | 14,148 | 13,543 | 335 | 305 | (NA) |
| Other clothing, specialty stores..... | (NA) | 11 | (NA) | 387 | 46 | 982 | 889 | 27 | 22 | (NA) |
| Other apparel stores..... | 12 | 12 | (D) | (D) | (D) | (D) | (D) | (D) | (D) | (D) |
| Furniture, home furnishings, appliance dealers, total..... | 92 | 78 | 7,437 | 7,271 | 1,077 | 21,353 | 21,152 | 388 | 379 | 87 |
| Furniture, home furnishings stores, antique stores..... | 52 | 44 | 4,390 | 4,292 | 622 | 12,782 | 12,651 | 230 | 223 | 53 |
| Household appliance, radio, TV stores..... | 40 | 34 | 3,047 | 2,979 | 455 | 8,571 | 8,501 | 158 | 156 | 34 |
| Automotive group..... | 89 | 53 | 32,206 | 31,466 | 2,972 | 56,268 | 56,062 | 760 | 752 | 77 |
| Gasoline service stations..... | 164 | 126 | 10,359 | 9,271 | 1,005 | 20,504 | 19,686 | 446 | 398 | 168 |
| Lumber, bldg. mats., hardware, farm equip. dealers, total..... | 73 | 49 | 20,704 | 20,270 | 2,686 | 59,556 | 59,121 | 885 | 861 | 68 |
| Farm equipment dealers..... | *** | *** | *** | *** | *** | *** | *** | *** | *** | *** |
| Lumber, building materials, supplies, equipment dealers..... | 43 | 33 | 19,305 | 19,153 | 2,568 | 57,363 | 56,984 | 842 | 822 | 33 |
| Hardware stores..... | 30 | 16 | 1,399 | 1,117 | 118 | 2,193 | 2,137 | 43 | 39 | 35 |
| Drug stores, proprietary stores, total..... | 78 | 56 | 6,393 | 5,985 | 829 | 15,673 | 14,920 | 372 | 330 | 84 |
| Drug stores..... | (NA) | 32 | (NA) | 4,960 | 742 | 14,063 | 13,401 | 317 | 280 | (NA) |
| Proprietary stores..... | (NA) | 24 | (NA) | 1,025 | 87 | 1,610 | 1,519 | 55 | 50 | (NA) |
| Other retail stores, total..... | 268 | 156 | 16,627 | 14,635 | 1,793 | 35,456 | 34,077 | 687 | 611 | 296 |
| Liquor stores..... | 24 | 20 | 5,042 | 4,722 | 282 | 5,080 | 4,841 | 87 | 78 | 22 |
| Fuel, ice dealers..... | 22 | 12 | 2,512 | 2,398 | 468 | 10,463 | 10,363 | 176 | 172 | 21 |
| Feed, farm, garden supply stores..... | 14 | 10 | 1,039 | 1,001 | 170 | 2,910 | 2,777 | 49 | 45 | 9 |
| Jewelry stores..... | 29 | 19 | 1,841 | 1,675 | 191 | 4,131 | 4,032 | 67 | 62 | 34 |
| Book, stationery stores..... | 8 | 6 | (D) | (D) | (D) | (D) | (D) | (D) | (D) | (D) |
| Other retail stores (except second-hand)..... | 119 | 79 | 4,091 | 3,493 | 419 | 8,191 | 7,579 | 209 | 167 | 134 |
| Second-hand stores..... | 20 | 10 | (D) | (D) | (D) | (D) | (D) | (D) | (D) | (D) |
| Nonstore retailers..... | 97 | 11 | 1,475 | 769 | 170 | 3,035 | 3,002 | 43 | 42 | 101 |

Standard Notes: (D) Withheld to avoid disclosure. (NA) Not available. n.e.c. Not elsewhere classified. XXX Not applicable. (Z) Less than \$500. ... Represents zero.
¹ Group totals may include data for establishments without payroll which could not be classified by detailed kind of business.

Table 105. RETAIL TRADE: 1954 — CITIES WITH 500 ESTABLISHMENTS OR MORE—Continued

Establishments, Sales, Payroll, and Personnel, by Kind of Business

| City and kind of business | Establishments | | Sales | | Payroll, entire year (\$1,000) | Payroll, workweek ended nearest Nov. 15 | | Paid employees, workweek ended nearest Nov. 15 | | Proprietors (unincorporated businesses only) (Number) |
|--|--------------------------------|--------------------------|---|--|-----------------------------------|---|----------------------------|--|---------------------------|--|
| | Total ¹ (Number) | With payroll (Number) | Total, all establishments ² (\$1,000) | Establishments with payroll (\$1,000) | | Total (Dollars) | Full workweek (Dollars) | Total (Number) | Full workweek (Number) | |
| SARASOTA | | | | | | | | | | |
| Retail trade, total..... | 523 | 339 | 52,728 | 49,894 | 5,372 | 102,752 | 99,399 | 2,175 | 1,974 | 548 |
| Food stores, total..... | 67 | 33 | 11,573 | 10,929 | 642 | 11,667 | 11,371 | 279 | 260 | 69 |
| Grocery stores..... | 4 | 20 | 10,948 | 10,408 | 589 | 10,237 | 9,981 | 248 | 233 | 41 |
| Meat markets, fish (seafood) markets..... | 7 | 3 | 151 | 127 | 6 | 135 | 135 | 3 | 3 | 8 |
| Fruit stores, vegetable markets..... | 6 | 6 | (D) | (D) | (D) | (D) | (D) | (D) | (D) | (D) |
| Candy, nut, confectionery stores..... | 2 | *** | (D) | *** | *** | *** | *** | *** | *** | (D) |
| Other food stores..... | 8 | 4 | 276 | (D) | (D) | (D) | (D) | (D) | (D) | (D) |
| Eating, drinking places, total..... | 95 | 69 | 4,754 | 4,396 | 843 | 15,927 | 15,332 | 443 | 409 | 123 |
| Eating places..... | 59 | 49 | 3,397 | 3,291 | 712 | 13,371 | 12,853 | 384 | 354 | 80 |
| Drinking places..... | 36 | 20 | 1,357 | 1,105 | 131 | 2,556 | 2,479 | 59 | 55 | 43 |
| General merchandise group, total..... | 13 | 13 | 2,381 | 2,381 | 273 | 4,918 | 4,485 | 182 | 124 | 10 |
| General merchandise group (except variety)..... | 9 | 9 | 1,310 | 1,310 | 135 | 2,557 | 2,388 | 69 | 46 | 9 |
| Variety stores..... | 4 | 4 | 1,071 | 1,071 | 138 | 2,361 | 2,097 | 113 | 78 | 1 |
| Apparel, accessories stores, total..... | 56 | 46 | 4,284 | 4,152 | 460 | 8,420 | 7,918 | 199 | 170 | 51 |
| Shoe stores..... | 12 | 10 | (D) | 739 | 94 | 1,760 | 1,745 | 26 | 25 | (D) |
| Men's, boys' clothing and furnishings stores..... | (NA) | 7 | (NA) | (D) | (D) | (D) | (D) | (D) | (D) | (NA) |
| Family clothing stores..... | (NA) | 1 | (NA) | (D) | (D) | (D) | (D) | (D) | (D) | (NA) |
| Women's clothing, specialty stores..... | 27 | 21 | 2,409 | 2,355 | 255 | 4,676 | 4,308 | 126 | 107 | 31 |
| Ready-to-wear stores..... | (NA) | 17 | (NA) | (D) | (D) | (D) | (D) | (D) | (D) | (NA) |
| Other clothing, specialty stores..... | (NA) | 4 | (NA) | (D) | (D) | (D) | (D) | (D) | (D) | (NA) |
| Other apparel stores..... | 7 | 7 | 294 | 294 | 25 | 565 | 550 | 17 | 15 | 6 |
| Furniture, home furnishings, appliance dealers, total..... | 41 | 31 | 3,961 | 3,819 | 568 | 10,689 | 10,386 | 205 | 194 | 39 |
| Furniture, home furnishings stores, antique stores..... | 29 | 21 | (D) | (D) | (D) | (D) | (D) | (D) | (D) | (D) |
| Household appliance, radio, TV stores..... | 12 | 10 | (D) | (D) | (D) | (D) | (D) | (D) | (D) | (D) |
| Automotive group..... | 28 | 26 | 11,278 | (D) | 1,082 | 19,606 | 19,504 | 279 | 276 | 16 |
| Gasoline service stations..... | 51 | 33 | 2,916 | 2,290 | 153 | 3,186 | 3,094 | 78 | 70 | 55 |
| Lumber, bldg. mats., hardware, farm equip. dealers, total..... | 28 | 24 | 5,030 | 4,946 | 645 | 12,437 | 12,236 | 188 | 181 | 24 |
| Farm equipment dealers..... | *** | *** | *** | *** | *** | *** | *** | *** | *** | *** |
| Lumber, building materials, supplies, equipment dealers..... | 22 | 18 | 4,082 | 3,998 | 475 | 9,061 | 8,880 | 143 | 138 | 18 |
| Hardware stores..... | 6 | 6 | 948 | 948 | 170 | 3,376 | 3,356 | 45 | 43 | 6 |
| Drug stores, proprietary stores, total..... | 19 | 11 | 2,004 | 1,854 | 281 | 5,289 | 4,824 | 122 | 106 | 17 |
| Drug stores..... | (NA) | 9 | (NA) | (D) | (D) | (D) | (D) | (D) | (D) | (NA) |
| Proprietary stores..... | (NA) | 2 | (NA) | (D) | (D) | (D) | (D) | (D) | (D) | (NA) |
| Other retail stores, total..... | 96 | 50 | 4,214 | (D) | 399 | 10,071 | 9,717 | 190 | 175 | 114 |
| Liquor stores..... | 3 | 3 | 877 | 877 | 60 | 1,166 | 1,159 | 21 | 20 | 2 |
| Fuel, ice dealers..... | 2 | 2 | (D) | (D) | (D) | (D) | (D) | (D) | (D) | (D) |
| Feed, farm, garden supply stores..... | 6 | 4 | (D) | (D) | (D) | (D) | (D) | (D) | (D) | (D) |
| Jewelry stores..... | 11 | 5 | 240 | 198 | 26 | 624 | 624 | 13 | 13 | 14 |
| Book, stationery stores..... | 2 | 2 | (D) | (D) | (D) | (D) | (D) | (D) | (D) | (D) |
| Other retail stores (except second-hand)..... | 52 | 32 | 1,437 | 1,181 | 149 | 2,908 | 2,617 | 75 | 62 | 55 |
| Second-hand stores..... | 4 | 2 | (D) | (D) | (D) | (D) | (D) | (D) | (D) | (D) |
| Nonstore retailers..... | 29 | 3 | 333 | 123 | 26 | 542 | 532 | 10 | 9 | 30 |
| TAMPA | | | | | | | | | | |
| Retail trade, total..... | 2,948 | 1,704 | 290,650 | 270,768 | 30,389 | 607,416 | 575,190 | 13,530 | 11,734 | 3,086 |
| Food stores, total..... | 626 | 274 | 63,991 | 57,185 | 3,021 | 59,684 | 54,568 | 1,637 | 1,294 | 711 |
| Grocery stores..... | 487 | 219 | 59,518 | 53,884 | 2,679 | 51,715 | 46,938 | 1,438 | 1,118 | 542 |
| Meat markets, fish (seafood) markets..... | 39 | 13 | 1,763 | (D) | (D) | (D) | (D) | (D) | (D) | (D) |
| Fruit stores, vegetable markets..... | 31 | 5 | 876 | (D) | (D) | (D) | (D) | (D) | (D) | (D) |
| Candy, nut, confectionery stores..... | 5 | 1 | (D) | (D) | (D) | (D) | (D) | (D) | (D) | (D) |
| Bakery products stores..... | 3 | 19 | 922 | (D) | (D) | (D) | (D) | (D) | (D) | (D) |
| Other food stores..... | 33 | 17 | (D) | (D) | (D) | (D) | (D) | (D) | (D) | (D) |
| Eating, drinking places, total..... | 550 | 372 | 24,227 | 22,013 | 3,837 | 76,650 | 74,066 | 2,426 | 2,211 | 632 |
| Eating places (except refreshment stands)..... | 225 | 187 | 13,413 | 12,993 | 2,759 | 56,283 | 54,860 | 1,730 | 1,608 | 262 |
| Refreshment stands..... | 59 | 29 | 1,510 | (D) | (D) | (D) | (D) | (D) | (D) | (D) |
| Drinking places..... | 266 | 156 | 9,304 | (D) | (D) | (D) | (D) | (D) | (D) | (D) |
| General merchandise group, total..... | 96 | 50 | 34,373 | 33,779 | 5,619 | 108,995 | 95,813 | 2,771 | 2,000 | 89 |
| Department stores..... | 5 | 5 | 24,178 | 24,178 | 4,329 | 85,295 | 75,781 | 1,916 | 1,424 | *** |
| Dry goods, general merchandise stores..... | 53 | 21 | 1,999 | (D) | (D) | (D) | (D) | (D) | (D) | (D) |
| General stores..... | 4 | *** | 128 | *** | *** | *** | *** | *** | *** | 5 |
| Variety stores..... | 34 | 24 | 8,068 | (D) | (D) | (D) | (D) | (D) | (D) | (D) |
| Apparel, accessories stores, total..... | 153 | 135 | 16,382 | 16,232 | 2,013 | 36,601 | 35,523 | 898 | 808 | 125 |
| Shoe stores..... | 30 | 28 | 4,045 | (D) | 461 | 8,275 | 7,676 | 190 | 142 | 14 |
| Men's, boys' clothing and furnishings stores..... | (NA) | 28 | (NA) | (D) | (D) | (D) | (D) | (D) | (D) | (NA) |
| Family clothing stores..... | (NA) | 10 | (NA) | 870 | 72 | 1,193 | 1,162 | 45 | 42 | (NA) |
| Women's clothing, specialty stores..... | 58 | 52 | 6,989 | 6,955 | 852 | 16,382 | 16,058 | 440 | 415 | 37 |
| Ready-to-wear stores..... | (NA) | 40 | (NA) | 5,290 | 644 | 11,980 | 11,690 | 329 | 309 | (NA) |
| Millinery stores..... | (NA) | 7 | (NA) | (D) | (D) | (D) | (D) | (D) | (D) | (NA) |
| Other clothing, specialty stores..... | (NA) | 5 | (NA) | (D) | (D) | (D) | (D) | (D) | (D) | (NA) |
| Other apparel stores..... | 19 | 17 | (D) | (D) | (D) | (D) | (D) | (D) | (D) | (D) |
| Furniture, home furnishings, appliance dealers, total..... | 187 | 133 | 15,175 | 13,971 | 1,940 | 37,154 | 35,879 | 694 | 653 | 177 |
| Furniture, home furnishings stores..... | 109 | 79 | 9,210 | 8,562 | 1,298 | 24,221 | 23,713 | 447 | 426 | 96 |
| Furniture stores..... | (NA) | 54 | (NA) | (D) | (D) | (D) | (D) | (D) | (D) | (NA) |
| Home furnishings stores, antique stores..... | (NA) | 25 | (NA) | (D) | (D) | (D) | (D) | (D) | (D) | (NA) |
| Household appliance, radio, TV stores..... | 78 | 54 | 5,965 | 5,409 | 642 | 12,933 | 12,166 | 247 | 227 | 81 |

Standard Notes: (D) Withheld to avoid disclosure. (NA) Not available. n.e.c. Not elsewhere classified. XXX Not applicable. (Z) Less than \$500. ... Represents zero.
¹ Group totals may include data for establishments without payroll which could not be classified by detailed kind of business.

Table 105. RETAIL TRADE: 1954 — CITIES WITH 500 ESTABLISHMENTS OR MORE—Continued

Establishments, Sales, Payroll, and Personnel, by Kind of Business

| City and kind of business | Establishments | | Sales | | Payroll, entire year (\$1,000) | Payroll, workweek ended nearest Nov. 15 | | Paid employees, workweek ended nearest Nov. 15 | | Proprietors (unincorporated businesses only) ¹ (Number) |
|--|--------------------|--------------|--|-----------------------------|-----------------------------------|---|---------------|--|---------------|---|
| | Total ¹ | With payroll | Total, all establishments ¹ | Establishments with payroll | | Total | Full workweek | Total | Full workweek | |
| | (Number) | (Number) | (\$1,000) | (\$1,000) | | (Dollars) | (Dollars) | (Number) | (Number) | |
| TAMPA--Con. | | | | | | | | | | |
| Automotive group, total..... | 158 | 114 | 60,853 | 60,085 | 5,598 | 109,054 | 107,609 | 1,566 | 1,523 | 142 |
| Passenger car dealers (franchised)..... | 22 | 22 | 40,468 | 40,468 | 3,872 | 75,984 | 75,444 | 1,040 | 1,027 | 8 |
| Passenger car dealers (nonfranchised)..... | 85 | 53 | 12,506 | 11,842 | 629 | 12,824 | 12,636 | 203 | 200 | 95 |
| Tire, battery, accessory dealers..... | 31 | 25 | 5,559 | 5,501 | 882 | 15,657 | 14,983 | 254 | 228 | 19 |
| Other automotive dealers..... | 20 | 14 | 2,320 | 2,274 | 215 | 4,589 | 4,546 | 69 | 68 | 20 |
| Gasoline service stations..... | 310 | 194 | 16,513 | 13,595 | 1,292 | 25,828 | 24,502 | 584 | 518 | 345 |
| Lumber, bldg. mats., hardware, farm equip. dealers, total..... | 144 | 100 | 17,301 | 16,685 | 1,995 | 41,603 | 40,651 | 723 | 688 | 128 |
| Farm equipment dealers..... | 7 | 7 | 1,313 | 1,313 | 189 | 3,051 | 3,051 | 46 | 46 | 6 |
| Lumber, building materials dealers..... | 41 | 35 | 9,355 | 9,207 | 1,066 | 23,156 | 22,331 | 404 | 378 | 31 |
| Plumbing, paint, electrical stores..... | 34 | 20 | 2,211 | 2,047 | 233 | 5,096 | 5,086 | 76 | 75 | 31 |
| Hardware stores..... | 62 | 38 | 4,422 | 4,118 | 507 | 10,300 | 10,183 | 197 | 189 | 60 |
| Drug stores, proprietary stores, total..... | 119 | 87 | 11,472 | 10,910 | 1,535 | 30,986 | 29,066 | 765 | 682 | 125 |
| Drug stores..... | (NA) | 59 | (NA) | (D) | (D) | (D) | (D) | (D) | (D) | (NA) |
| Proprietary stores..... | (NA) | 28 | (NA) | (D) | (D) | (D) | (D) | (D) | (D) | (NA) |
| Other retail stores, total..... | 413 | 215 | 24,216 | 21,640 | 2,485 | 50,348 | 47,440 | 1,005 | 910 | 425 |
| Liquor stores..... | 31 | 23 | 3,553 | 3,255 | 185 | 3,408 | 3,243 | 82 | 71 | 28 |
| Fuel, ice dealers..... | 36 | 12 | 1,131 | 835 | 152 | 4,127 | 4,060 | 72 | 69 | 35 |
| Feed, farm, garden supply stores..... | 36 | 26 | 8,689 | 8,463 | 533 | 11,655 | 9,667 | 220 | 185 | 40 |
| Jewelry stores..... | 38 | 22 | 2,689 | (D) | (D) | (D) | (D) | (D) | (D) | (D) |
| Book, stationery stores..... | 7 | 7 | (D) | (D) | (D) | (D) | (D) | (D) | (D) | (D) |
| Sporting goods, bicycle stores..... | 14 | 8 | (D) | (D) | (D) | (D) | (D) | (D) | (D) | (D) |
| Florists..... | 40 | 18 | 767 | (D) | (D) | (D) | (D) | (D) | (D) | (D) |
| Cigar stores, stands..... | 16 | 10 | (D) | (D) | (D) | (D) | (D) | (D) | (D) | (D) |
| News dealers, newsstands..... | 9 | 5 | (D) | 133 | 15 | 298 | 276 | 11 | 9 | (D) |
| Gift, novelty, souvenir stores..... | 17 | 5 | 226 | (D) | (D) | (D) | (D) | (D) | (D) | (D) |
| Music stores..... | 15 | 9 | 1,144 | 1,084 | 219 | 3,913 | 3,865 | 58 | 54 | 15 |
| Camera, photographic supply stores..... | 5 | 5 | 301 | 301 | 53 | 950 | 881 | 19 | 17 | 4 |
| Other retail stores (except second-hand)..... | 33 | 31 | (D) | (D) | (D) | (D) | (D) | (D) | (D) | (D) |
| Second-hand stores..... | 58 | 34 | 1,138 | 768 | 134 | 2,715 | 2,703 | 64 | 62 | 62 |
| Nonstore retailers, total..... | 192 | 30 | 6,147 | 4,673 | 1,054 | 30,513 | 30,073 | 461 | 447 | 187 |
| Mail order houses..... | 17 | 11 | (D) | (D) | (D) | (D) | (D) | (D) | (D) | (D) |
| Direct selling (house-to-house) organizations..... | 163 | 15 | 3,256 | 2,026 | 706 | 14,331 | 14,275 | 192 | 190 | 162 |
| Merchandise vending machine operators..... | 12 | 4 | (D) | (D) | (D) | (D) | (D) | (D) | (D) | (D) |
| WEST PALM BEACH | | | | | | | | | | |
| Retail trade, total..... | 821 | 553 | 105,146 | 100,522 | 11,918 | 234,031 | 223,750 | 4,710 | 4,191 | 787 |
| Food stores, total..... | 73 | 51 | 20,349 | 19,805 | 1,202 | 23,522 | 21,782 | 547 | 422 | 73 |
| Grocery stores..... | 42 | 30 | 19,239 | 18,889 | 1,071 | 20,879 | 19,163 | 483 | 361 | 38 |
| Meat markets, fish (seafood) markets..... | 3 | 1 | (D) | (D) | (D) | (D) | (D) | (D) | (D) | (D) |
| Fruit stores, vegetable markets..... | 10 | 6 | 405 | 303 | 24 | 399 | 383 | 12 | 10 | 10 |
| Candy, nut, confectionery stores..... | 1 | 1 | (D) | (D) | (D) | (D) | (D) | (D) | (D) | (D) |
| Other food stores..... | 15 | 13 | 567 | (D) | (D) | (D) | (D) | (D) | (D) | (D) |
| Eating, drinking places, total..... | 173 | 115 | 7,119 | 6,387 | 1,103 | 20,398 | 19,378 | 643 | 575 | 210 |
| Eating places..... | 103 | 83 | 5,030 | 4,760 | 922 | 17,188 | 16,278 | 549 | 492 | 120 |
| Drinking places..... | 70 | 32 | 2,089 | 1,627 | 181 | 3,210 | 3,100 | 94 | 83 | 90 |
| General merchandise group, total..... | 27 | 17 | 10,117 | 9,951 | 1,879 | 39,768 | 36,658 | 975 | 822 | 16 |
| General merchandise group (except variety)..... | 19 | 9 | 7,327 | 7,161 | 1,427 | 31,063 | 29,904 | 679 | 621 | 14 |
| Variety stores..... | 8 | 8 | 2,790 | 2,790 | 452 | 8,705 | 6,754 | 296 | 201 | 2 |
| Apparel, accessories stores, total..... | 64 | 56 | 7,448 | 7,346 | 924 | 17,470 | 17,053 | 345 | 321 | 46 |
| Shoe stores..... | 11 | 11 | 1,426 | 1,426 | 181 | 2,852 | 2,558 | 54 | 41 | 4 |
| Men's, boys' clothing and furnishings stores..... | 16 | 16 | 1,512 | 1,512 | 195 | 3,655 | 3,608 | 68 | 63 | 11 |
| Family clothing stores..... | 7 | 7 | 1,702 | 1,702 | 309 | 6,525 | 6,518 | 97 | 96 | 9 |
| Women's clothing, specialty stores..... | 28 | 22 | 2,754 | 2,706 | 239 | 4,438 | 4,369 | 126 | 121 | 20 |
| Ready-to-wear stores..... | (NA) | 19 | (NA) | 2,542 | 209 | 3,836 | 3,817 | 112 | 109 | (NA) |
| Other clothing, specialty stores..... | (NA) | 3 | (NA) | 164 | 30 | 602 | 552 | 14 | 12 | (NA) |
| Other apparel stores..... | *** | *** | *** | *** | *** | *** | *** | *** | *** | *** |
| Furniture, home furnishings, appliance dealers, total..... | 73 | 53 | 9,564 | 9,270 | 1,483 | 29,313 | 28,564 | 525 | 498 | 58 |
| Furniture, home furnishings stores, antique stores..... | 39 | 29 | 4,788 | 4,630 | 732 | 13,737 | 13,566 | 253 | 246 | 35 |
| Household appliance, radio, TV stores..... | 32 | 24 | 4,756 | 4,640 | 751 | 15,576 | 14,998 | 272 | 252 | 21 |
| Automotive group..... | 64 | 50 | 26,183 | 25,733 | 2,673 | 52,432 | 51,490 | 665 | 643 | 44 |
| Gasoline service stations..... | 92 | 64 | 4,902 | 4,350 | 403 | 8,681 | 8,216 | 190 | 166 | 98 |
| Lumber, bldg. mats., hardware, farm equip. dealers, total..... | 44 | 34 | 6,530 | 6,364 | 831 | 15,738 | 15,203 | 258 | 245 | 26 |
| Farm equipment dealers..... | 2 | 2 | (D) | (D) | (D) | (D) | (D) | (D) | (D) | (D) |
| Lumber, building materials, supplies, equipment dealers..... | 29 | 25 | 5,465 | 5,415 | 685 | 12,984 | 12,449 | 207 | 194 | 13 |
| Hardware stores..... | 13 | 7 | (D) | (D) | (D) | (D) | (D) | (D) | (D) | (D) |
| Drug stores, proprietary stores, total..... | 34 | 26 | 3,489 | 3,335 | 484 | 8,672 | 7,804 | 213 | 174 | 34 |
| Drug stores..... | (NA) | 16 | (NA) | 3,031 | 452 | 8,350 | 7,524 | 202 | 165 | (NA) |
| Proprietary stores..... | (NA) | 10 | (NA) | 304 | 32 | 322 | 280 | 11 | 9 | (NA) |
| Other retail stores, total..... | 140 | 82 | 8,499 | 7,327 | 827 | 16,088 | 15,653 | 308 | 284 | 143 |
| Liquor stores..... | 28 | 20 | 1,960 | 1,458 | 100 | 1,570 | 1,559 | 34 | 31 | 27 |
| Fuel, ice dealers..... | 4 | 2 | (D) | (D) | (D) | (D) | (D) | (D) | (D) | (D) |
| Feed, farm, garden supply stores..... | 9 | 9 | 1,570 | 1,570 | 136 | 2,830 | 2,748 | 61 | 58 | 5 |
| Jewelry stores..... | 15 | 11 | 771 | 745 | 119 | 2,349 | 2,349 | 44 | 44 | 13 |
| Book, stationery stores..... | *** | *** | *** | *** | *** | *** | *** | *** | *** | *** |
| Other retail stores (except second-hand)..... | 56 | 34 | (D) | (D) | (D) | (D) | (D) | (D) | (D) | (D) |
| Second-hand stores..... | 10 | 6 | 241 | 187 | 24 | 382 | 382 | 8 | 8 | 11 |
| Nonstore retailers..... | 37 | 5 | 946 | 654 | 109 | 1,949 | 1,949 | 41 | 41 | 39 |

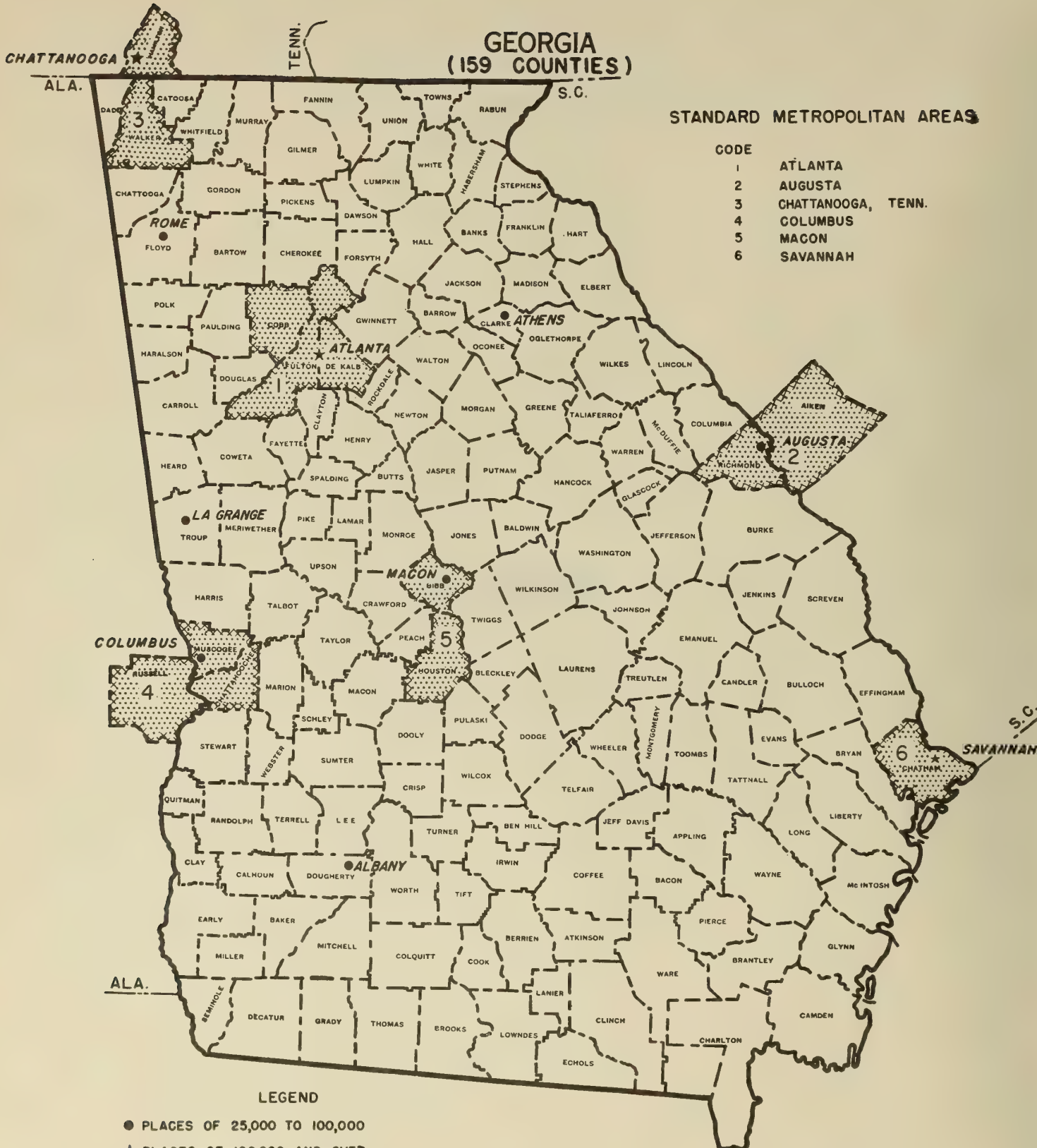
Standard Notes: (D) Withheld to avoid disclosure. (NA) Not available. n.e.c. Not elsewhere classified. XXX Not applicable. (Z) Less than \$500. ... Represents zero.
¹ Group totals may include data for establishments without payroll which could not be classified by detailed kind of business.

LIST OF CORRECTIONS

["Leaders" (.....) indicate no change]

| Table | Page | Item | Establishments | | Sales | | Payroll, entire year (\$1,000) | Payroll, workweek ended nearest Nov. 15 | | Paid employees, workweek ended nearest Nov. 15 | | Proprietors (unincorporated businesses only) (Number) |
|-------|-------|----------------------------------|----------------|-----------------------|-------------------------------------|---------------------------------------|--------------------------------|---|-------------------------|--|------------------------|---|
| | | | Total (Number) | With payroll (Number) | Total, all establishments (\$1,000) | Establishments with payroll (\$1,000) | | Total (Dollars) | Full workweek (Dollars) | Total (Number) | Full workweek (Number) | |
| 102 | 10-6 | Bradford County..... | 123 | 79 | 8,538 | 7,688 | 581 | | | 313 | 247 | |
| | | Bradford County Food stores..... | 36 | | 2,806 | | | | | | | |
| | | Starke..... | 92 | 66 | 7,593 | 7,135 | 558 | | | 296 | 232 | |
| | | Food stores..... | 22 | | 2,250 | | | | | | | |
| | | Clay County..... | 144 | 76 | 8,853 | 7,803 | 623 | | | 309 | 246 | |
| | | Clay County food stores..... | 31 | | 2,595 | | | | | | | |
| | | Green Cove Springs..... | 73 | 43 | 5,784 | 5,134 | 432 | | | 203 | 167 | |
| | | Food stores..... | 16 | | 1,896 | | | | | | | |
| | | Columbia County..... | 238 | 140 | 16,804 | 15,000 | 1,435 | | | 682 | 611 | |
| | | Food stores..... | 60 | | 4,122 | | | | | | | |
| | | Lake City..... | 207 | 119 | 15,549 | 13,917 | 1,336 | | | 621 | 556 | |
| | | Food stores..... | 55 | | 3,956 | | | | | | | |
| | | Duval County..... | 3,438 | 2,204 | 426,910 | 404,252 | 44,477 | | | 18,704 | 16,307 | |
| | | Food stores..... | 790 | | 96,586 | | | | | | | |
| | | Jacksonville..... | 2,885 | 1,761 | 362,946 | 342,582 | 39,082 | | | 16,146 | 14,165 | |
| | | Food stores..... | 675 | | 68,186 | | | | | | | |
| 102 | 10-8 | Madison County..... | 148 | 84 | 9,615 | 8,335 | 745 | | | 425 | 331 | |
| | | Food stores..... | 49 | | 2,807 | | | | | | | |
| | | Madison..... | 106 | 68 | 8,229 | 7,445 | 670 | | | 378 | 292 | |
| | | Food stores..... | 32 | | 2,308 | | | | | | | |
| | | Marion County..... | 534 | 322 | 46,173 | 42,479 | 4,567 | | | 2,030 | 1,798 | |
| | | Food Stores..... | 131 | | 9,376 | | | | | | | |
| | | Ocala..... | 278 | 184 | 33,430 | 32,000 | 3,574 | | | 1,523 | 1,363 | |
| | | Food stores..... | 52 | | 6,145 | | | | | | | |
| | | Putnam County..... | 317 | 187 | 24,995 | 22,471 | 1,931 | | | 905 | 764 | |
| | | Food stores..... | 80 | | 6,557 | | | | | | | |
| | | Palatka..... | 206 | 140 | 20,429 | 19,111 | 1,667 | | | 753 | 646 | |
| | | Food stores..... | 48 | | 4,643 | | | | | | | |
| | | Remainder of County..... | 111 | 47 | 4,566 | 3,360 | 264 | | | 152 | 118 | |
| | | Food stores..... | 32 | | 1,914 | | | | | | | |
| | | St. Johns County..... | 428 | 244 | 26,824 | 23,840 | 2,135 | | | 1,024 | 923 | |
| | | Food Stores..... | 78 | | 7,333 | | | | | | | |
| | | St. Augustine..... | 345 | 193 | 23,246 | 20,730 | 1,905 | | | 905 | 818 | |
| | | Food stores..... | 56 | | 6,323 | | | | | | | |
| | | Suwannee County..... | 173 | 103 | 12,916 | 11,582 | 937 | | | 512 | 448 | |
| | | Food stores..... | 45 | | 2,890 | | | | | | | |
| | | Live Oak..... | 132 | 80 | 11,132 | 10,236 | 828 | | | 443 | 391 | |
| | | Food stores..... | 34 | | 2,486 | | | | | | | |
| | | Volusia County..... | 1,442 | 868 | 113,340 | 103,820 | 11,332 | | | 4,763 | 4,147 | |
| | | Food Stores..... | 260 | | 28,505 | | | | | | | |
| | | Daytona Beach..... | 692 | 458 | 67,260 | 63,322 | 7,655 | | | 3,079 | 2,702 | |
| | | Food stores..... | 103 | | 15,556 | | | | | | | |
| | | De Land..... | 194 | 120 | 17,622 | 16,510 | 1,536 | | | 687 | 569 | |
| | | Food stores..... | 37 | | 5,474 | | | | | | | |
| | | Holly Hill..... | 63 | 27 | 3,383 | 2,831 | 236 | | | 118 | 95 | |
| | | Food stores..... | 15 | | 596 | | | | | | | |
| | | Jacksonville S. M. A. | | | | | | | | | | |
| 103 | 10-13 | Retail trade, total..... | 3,438 | 2,204 | 426,910 | 404,252 | 44,477 | 852,885 | 810,915 | 18,704 | 16,307 | |
| | | Food stores, total..... | 790 | 326 | 96,586 | 86,850 | 5,645 | 106,847 | 96,128 | 2,761 | 2,097 | |
| | | Grocery stores..... | 574 | 242 | 87,845 | 80,011 | 4,912 | 92,379 | 81,968 | 2,381 | 1,743 | |
| | | Marion County | | | | | | | | | | |
| 104 | 10-25 | Retail trade, total..... | 534 | 322 | 46,173 | 42,479 | 4,567 | 87,744 | 84,341 | 2,030 | 1,798 | |
| | | Food stores, total..... | 131 | 47 | 9,376 | 7,276 | 368 | 6,946 | 6,159 | 213 | 160 | |
| | | Grocery stores, total..... | 111 | 35 | 8,769 | 6,693 | 314 | 6,028 | 5,337 | 179 | 135 | |
| | | Volusia County | | | | | | | | | | |
| | 10-28 | Retail trade, total..... | 1,442 | 868 | 113,340 | 103,820 | 1,332 | 210,082 | 198,378 | 4,763 | 4,147 | |
| | | Food stores, total..... | 260 | 118 | 28,505 | 25,597 | 1,559 | 28,928 | 25,583 | 696 | 510 | |
| | | Grocery stores..... | 178 | 80 | 26,268 | 23,810 | 1,311 | 24,521 | 21,510 | 578 | 413 | |
| | | Daytona Beach | | | | | | | | | | |
| 105 | 10-30 | Retail trade, total..... | 692 | 458 | 67,260 | 63,322 | 7,655 | 141,410 | 133,748 | 3,079 | 2,702 | |
| | | Food stores, total..... | 103 | 59 | 15,556 | 14,544 | 925 | 17,572 | 15,771 | 403 | 304 | |
| | | Grocery stores..... | 72 | 40 | 14,351 | 13,451 | 748 | 14,494 | 12,802 | 223 | 233 | |
| | | Jacksonville | | | | | | | | | | |
| | 10-32 | Retail trade, total..... | 2,885 | 1,761 | 362,946 | 342,582 | 39,082 | 745,266 | 710,062 | 16,146 | 14,165 | |
| | | Food stores, total..... | 675 | 251 | 68,186 | 59,326 | 4,013 | 74,545 | 66,995 | 1,954 | 1,501 | |
| | | Grocery stores..... | 483 | 181 | 62,987 | 55,909 | 3,552 | 65,209 | 57,815 | 1,710 | 1,272 | |

GEORGIA



GEORGIA
(159 COUNTIES)

STANDARD METROPOLITAN AREAS

- CODE
- 1 ATLANTA
 - 2 AUGUSTA
 - 3 CHATTANOOGA, TENN.
 - 4 COLUMBUS
 - 5 MACON
 - 6 SAVANNAH

LEGEND

- PLACES OF 25,000 TO 100,000
- ★ PLACES OF 100,000 AND OVER
- ▨ STANDARD METROPOLITAN AREAS

CONTENTS

| <u>Table</u> | <u>Page</u> |
|--|-------------|
| 101. Retail Trade: 1954 - The State..... | 11-4 |
| 101A. Retail Trade: 1954 and 1948 - The State..... | 11-5 |
| 102. Retail Trade: 1954 - Counties; Cities of 2,500 Inhabitants or More..... | 11-6 |
| 102A. Retail Trade: 1948 - Counties; Cities of 2,500 Inhabitants or More..... | 11-18 |
| 103. Retail Trade: 1954 - Standard Metropolitan Areas..... | 11-20 |
| 103A. Retail Trade: 1948 - Standard Metropolitan Areas..... | 11-28 |
| 104. Retail Trade: 1954 - Counties With 500 Establishments or More.... | 11-29 |
| 105. Retail Trade: 1954 - Cities With 500 Establishments or More..... | 11-35 |

List of corrections for this State
appears at end of chapter.

Table 101. RETAIL TRADE: 1954 — THE STATE
Establishments, Sales, Payroll, and Personnel, by Kind of Business

| Kind of business | Establishments | | Sales | | Payroll, entire year (\$1,000) | Payroll, workweek ended nearest Nov. 15 | | Paid employees, workweek ended nearest Nov. 15 | | Proprietors (unincorporated businesses only) † (Number) |
|--|--------------------------------|--------------------------|---|--|-----------------------------------|---|----------------------------|--|---------------------------|--|
| | Total ¹ (Number) | With payroll (Number) | Total, all establishments ¹ (\$1,000) | Establishments with payroll (\$1,000) | | Total (Dollars) | Full workweek (Dollars) | Total (Number) | Full workweek (Number) | |
| | | | | | | | | | | |
| Retail trade, total | 32,395 | 19,571 | 2,963,217 | 2,721,433 | 288,835 | 5,842,863 | 5,525,721 | 131,569 | 110,521 | 32,360 |
| Food Stores | | | | | | | | | | |
| Total | 9,378 | 3,678 | 676,751 | 565,887 | 35,476 | 703,715 | 621,033 | 18,593 | 12,963 | 9,757 |
| Grocery stores..... | 8,472 | 3,244 | 641,294 | 536,598 | 32,688 | 644,142 | 567,080 | 16,859 | 11,567 | 8,818 |
| Meat markets..... | 115 | 71 | 5,800 | 5,022 | 345 | 7,440 | 6,635 | 194 | 152 | 125 |
| Fish (seafood) markets..... | 94 | 52 | 3,265 | 2,769 | 222 | 4,216 | 3,843 | 127 | 99 | 107 |
| Fruit stores, vegetable markets..... | 191 | 47 | 5,678 | 3,688 | 210 | 4,329 | 4,097 | 120 | 101 | 207 |
| Candy, nut, confectionery stores..... | 191 | 55 | 3,995 | 2,575 | 343 | 6,025 | 5,216 | 241 | 161 | 181 |
| Bakery products stores..... | 145 | 111 | 4,767 | 4,371 | 968 | 21,933 | 20,823 | 586 | 527 | 158 |
| Bakeries, with baking on premises..... | (NA) | 101 | (NA) | 3,891 | 871 | 19,647 | 18,640 | 536 | 480 | (NA) |
| Bakeries, without baking on premises..... | (NA) | 10 | (NA) | 480 | 97 | 2,286 | 2,183 | 50 | 47 | (NA) |
| Delicatessen stores..... | 21 | 17 | 1,020 | 886 | 72 | 1,204 | 1,128 | 44 | 37 | 26 |
| Food stores, n.e.c..... | 139 | 81 | 10,805 | 9,978 | 628 | 14,426 | 12,211 | 422 | 319 | 125 |
| Eating, Drinking Places | | | | | | | | | | |
| Total | 3,620 | 2,492 | 140,321 | 125,531 | 22,357 | 462,157 | 439,087 | 16,409 | 14,767 | 4,053 |
| Eating places (except refreshment stands)..... | 2,661 | 1,799 | 109,682 | 98,808 | 19,073 | 398,938 | 379,730 | 14,343 | 12,972 | 3,035 |
| Restaurants, cafeterias..... | (NA) | 1,768 | (NA) | 94,621 | 17,826 | 374,621 | 355,677 | 13,808 | 12,449 | (NA) |
| Caterers..... | (NA) | 5 | (NA) | (D) | (D) | (D) | (D) | (D) | (D) | (NA) |
| In-plant food contractors..... | (NA) | 26 | (NA) | (D) | (D) | (D) | (D) | (D) | (D) | (NA) |
| Refreshment stands..... | 323 | 227 | 7,145 | 6,033 | 939 | 18,818 | 17,046 | 661 | 529 | 283 |
| Drinking places..... | 616 | 466 | 23,160 | 20,690 | 2,345 | 44,401 | 42,311 | 1,405 | 1,266 | 709 |
| General Merchandise Group | | | | | | | | | | |
| Total | 2,224 | 1,458 | 354,413 | 339,329 | 46,844 | 923,331 | 828,001 | 25,541 | 18,416 | 2,123 |
| Department stores..... | 47 | 47 | 185,382 | 185,382 | 29,539 | 578,677 | 530,353 | 12,120 | 9,877 | 8 |
| Dry goods, general merchandise stores..... | 996 | 592 | 75,916 | 67,928 | 6,781 | 132,925 | 118,329 | 4,186 | 2,855 | 1,021 |
| General stores..... | 614 | 338 | 31,115 | 25,441 | 1,709 | 32,558 | 29,184 | 1,065 | 797 | 691 |
| Variety stores..... | 555 | 401 | 61,764 | 60,578 | 8,815 | 179,171 | 150,135 | 8,170 | 4,887 | 391 |
| Apparel, Accessories Stores | | | | | | | | | | |
| Total | 1,913 | 1,567 | 170,977 | 167,177 | 20,781 | 387,969 | 358,684 | 10,474 | 8,109 | 1,557 |
| Shoe stores..... | 312 | 272 | 30,457 | 29,737 | 3,802 | 71,361 | 65,488 | 1,627 | 1,150 | 151 |
| Men's shoe stores..... | (NA) | 39 | (NA) | 2,662 | 280 | 5,305 | 5,114 | 93 | 82 | (NA) |
| Women's shoe stores..... | (NA) | 66 | (NA) | 8,808 | 1,187 | 19,950 | 17,798 | 515 | 317 | (NA) |
| Children's, juveniles' shoe stores..... | (NA) | 4 | (NA) | 248 | 27 | 441 | 436 | 13 | 12 | (NA) |
| Family shoe stores..... | (NA) | 163 | (NA) | 18,019 | 2,308 | 45,665 | 42,140 | 1,006 | 739 | (NA) |
| Men's, boys' clothing and furnishings stores..... | (NA) | 271 | (NA) | 28,377 | 3,814 | 66,065 | 62,857 | 1,388 | 1,166 | (NA) |
| Men's, boys' clothing stores..... | (NA) | 221 | (NA) | 24,052 | 3,285 | 57,586 | 54,739 | 1,174 | 990 | (NA) |
| Men's, boys' furnishings stores..... | (NA) | 50 | (NA) | 4,325 | 529 | 8,479 | 8,118 | 214 | 176 | (NA) |
| Family clothing stores..... | (NA) | 439 | (NA) | 43,157 | 5,014 | 95,021 | 84,480 | 3,001 | 2,056 | (NA) |
| Women's clothing, specialty stores..... | 662 | 592 | 61,741 | 60,451 | 7,491 | 142,472 | 133,655 | 4,124 | 3,447 | 552 |
| Ready-to-wear stores..... | (NA) | 459 | (NA) | 52,354 | 6,405 | 121,151 | 113,853 | 3,538 | 2,972 | (NA) |
| Millinery stores..... | (NA) | 74 | (NA) | 2,867 | 563 | 10,823 | 10,216 | 276 | 236 | (NA) |
| Clothing, specialty stores, n.e.c..... | (NA) | 59 | (NA) | 5,230 | 523 | 10,498 | 9,586 | 310 | 239 | (NA) |
| Children's, infants' wear stores..... | 77 | 63 | 4,173 | 4,023 | 398 | 7,972 | 7,402 | 237 | 201 | 74 |
| Apparel stores, n.e.c..... | 40 | 30 | 1,538 | 1,432 | 262 | 5,078 | 4,802 | 97 | 89 | 38 |
| Furniture, Home Furnishings, Appliance Dealers | | | | | | | | | | |
| Total | 1,672 | 1,330 | 143,716 | 136,940 | 21,789 | 412,829 | 405,280 | 7,462 | 7,144 | 1,423 |
| Furniture, home furnishings stores..... | 1,008 | 910 | 96,930 | 93,080 | 14,797 | 277,414 | 273,823 | 5,049 | 4,873 | 901 |
| Furniture stores..... | (NA) | 684 | (NA) | 85,301 | 13,122 | 245,366 | 242,806 | 4,482 | 4,351 | (NA) |
| Floor covering stores..... | (NA) | 23 | (NA) | 2,886 | 671 | 14,124 | 13,884 | 189 | 181 | (NA) |
| Home furnishings stores, n.e.c., antique stores..... | (NA) | 103 | (NA) | 4,893 | 1,004 | 17,924 | 17,133 | 378 | 341 | (NA) |
| Household appliance, radio, TV stores..... | 658 | 520 | 46,624 | 43,850 | 6,992 | 135,415 | 131,457 | 2,413 | 2,271 | 516 |
| Household appliance stores..... | (NA) | 301 | (NA) | 24,007 | 3,857 | 77,140 | 75,546 | 1,276 | 1,231 | (NA) |
| Appliance, radio, TV stores..... | (NA) | 134 | (NA) | 15,138 | 2,519 | 45,741 | 44,156 | 886 | 819 | (NA) |
| Radio, TV stores..... | (NA) | 55 | (NA) | 4,715 | 616 | 12,534 | 11,755 | 251 | 221 | (NA) |
| Automotive Group | | | | | | | | | | |
| Total | 1,929 | 1,497 | 580,916 | 567,206 | 51,754 | 942,181 | 927,762 | 15,221 | 14,773 | 1,749 |
| Passenger car dealers (franchised)..... | 805 | 755 | 457,527 | 455,371 | 41,466 | 749,177 | 741,510 | 11,715 | 11,531 | 609 |
| Passenger car dealers (nonfranchised)..... | 546 | 276 | 58,958 | 49,670 | 2,627 | 48,585 | 47,607 | 886 | 845 | 636 |
| Tire, battery, accessory dealers..... | 485 | 403 | 52,494 | 50,910 | 6,523 | 125,761 | 121,233 | 2,297 | 2,105 | 416 |
| Motorcycle, aircraft, boat dealers..... | 57 | 39 | (D) | (D) | (D) | (D) | (D) | (D) | (D) | (D) |
| Household trailer dealers..... | 27 | 21 | 6,814 | 6,644 | 198 | 4,373 | 4,368 | 62 | 61 | 25 |
| Automotive dealers, n.e.c..... | 3 | 3 | (D) | (D) | (D) | (D) | (D) | (D) | (D) | (D) |
| Gasoline Service Stations | | | | | | | | | | |
| Total | 4,113 | 2,629 | 222,455 | 190,115 | 16,527 | 332,092 | 315,097 | 8,335 | 7,251 | 4,389 |
| Lumber, Bldg. Mats., Hardware, Farm Equipment Dealers | | | | | | | | | | |
| Total | 1,373 | 1,131 | 202,673 | 195,499 | 22,589 | 433,360 | 419,575 | 8,157 | 7,598 | 1,223 |
| Farm equipment dealers..... | 305 | 283 | 47,197 | 46,651 | 4,996 | 97,582 | 96,160 | 1,749 | 1,719 | 243 |
| Lumber, building materials dealers..... | 352 | 280 | 89,428 | 87,078 | 10,398 | 196,924 | 188,937 | 3,753 | 3,409 | 308 |
| Paint, glass, wallpaper stores..... | 87 | 65 | 7,096 | 6,746 | 991 | 20,656 | 20,456 | 331 | 326 | 50 |
| Plumbing, electrical supply stores..... | 43 | 31 | 4,494 | 4,356 | 700 | 14,501 | 13,679 | 234 | 214 | 45 |
| Hardware stores..... | 286 | 472 | 54,282 | 50,668 | 5,504 | 103,697 | 100,343 | 2,030 | 1,930 | 569 |
| Drug Stores, Proprietary Stores | | | | | | | | | | |
| Total | 1,171 | 1,025 | 96,720 | 93,106 | 12,441 | 236,013 | 224,560 | 6,121 | 5,313 | 1,185 |
| Drug stores..... | (NA) | 951 | (NA) | 90,005 | 12,138 | 231,233 | 220,221 | 5,957 | 5,183 | (NA) |
| Proprietary stores..... | (NA) | 74 | (NA) | 3,101 | 303 | 4,780 | 4,339 | 164 | 130 | (NA) |
| Other Retail Stores | | | | | | | | | | |
| Total | 3,854 | 2,438 | 272,517 | 248,915 | 24,090 | 470,917 | 455,514 | 9,510 | 8,728 | 3,766 |
| Liquor stores..... | 577 | 471 | 50,957 | 47,229 | 2,699 | 47,930 | 46,586 | 975 | 907 | 590 |
| Fuel, ice dealers..... | 353 | 257 | 24,101 | 22,797 | 3,248 | 76,882 | 74,936 | 1,574 | 1,470 | 297 |
| Fuel dealers (coal, wood)..... | (NA) | 116 | (NA) | 6,972 | 773 | 17,084 | 15,656 | 464 | 390 | (NA) |
| Liquefied petroleum gas dealers..... | (NA) | 90 | (NA) | 11,267 | 1,809 | 45,696 | 45,591 | 815 | 807 | (NA) |
| Fuel oil dealers..... | (NA) | 28 | (NA) | 3,240 | 272 | 6,912 | 6,694 | 125 | 116 | (NA) |
| Ice dealers..... | (NA) | 23 | (NA) | 1,318 | 394 | 7,190 | 6,993 | 170 | 157 | (NA) |
| Hay, grain, feed stores..... | 431 | 343 | 89,929 | 86,719 | 4,056 | 75,034 | 70,773 | 1,675 | 1,462 | 374 |
| Farm, garden supply stores..... | 127 | 123 | 13,324 | 16,882 | 1,127 | 20,448 | 19,722 | 475 | 443 | 187 |

Standard Notes: (D) Withheld to avoid disclosure. (NA) Not available. n.e.c. Not elsewhere classified. XXX Not applicable. (Z) Less than \$500. ... Represents zero.
† Group totals may include data for establishments without payroll which could not be classified by detailed kind of business.

Table 101. RETAIL TRADE: 1954 — THE STATE — Continued
Establishments, Sales, Payroll, and Personnel, by Kind of Business

| Kind of business | Establishments | | Sales | | Payroll, entire year (\$1,000) | Payroll, workweek ended nearest Nov. 15 | | Paid employees, workweek ended nearest Nov. 15 | | Proprietors (unincorporated businesses only) ¹ (Number) |
|--|--------------------------------|--------------------------|---|--|-----------------------------------|---|----------------------------|--|---------------------------|---|
| | Total ¹ (Number) | With payroll (Number) | Total, all establishments ¹ (\$1,000) | Establishments with payroll (\$1,000) | | Total (Dollars) | Full workweek (Dollars) | Total (Number) | Full workweek (Number) | |
| Other Retail Stores—Con. | | | | | | | | | | |
| Jewelry stores..... | 452 | 342 | 32,763 | 31,379 | 6,114 | 115,729 | 113,647 | 1,899 | 1,213 | 384 |
| Book stores..... | 27 | 21 | 1,608 | 1,572 | 290 | 5,028 | 4,944 | 104 | 95 | 20 |
| Stationery stores..... | 28 | 26 | (D) | (D) | (D) | (D) | (D) | (D) | (D) | (D) |
| Sporting goods stores..... | 90 | 54 | 4,818 | 4,388 | 590 | 11,652 | 11,375 | 196 | 187 | 78 |
| Bicycle stores..... | 29 | 15 | 603 | 487 | 116 | 2,168 | 2,156 | 43 | 42 | 28 |
| Florists..... | 406 | 228 | 9,041 | 7,261 | 1,184 | 21,852 | 20,345 | 630 | 533 | 457 |
| Cigar stores, stands..... | 24 | 20 | 910 | 732 | 71 | 1,366 | 1,205 | 38 | 28 | 21 |
| News dealers, newsstands..... | 63 | 29 | 1,626 | 1,226 | 112 | 2,082 | 1,773 | 85 | 66 | 69 |
| Gift, novelty, souvenir stores..... | 111 | 65 | 2,935 | 2,463 | 268 | 4,743 | 4,462 | 142 | 126 | 120 |
| Music stores..... | 93 | 59 | 5,115 | 4,581 | 701 | 14,308 | 13,893 | 265 | 249 | 89 |
| Camera, photographic supply stores..... | 14 | 14 | 1,189 | 1,189 | 177 | 3,033 | 2,915 | 50 | 57 | 12 |
| Luggage, leather goods stores..... | 6 | 6 | 787 | 387 | 53 | 1,084 | 1,089 | 23 | 23 | 12 |
| Optical goods stores..... | 47 | 39 | 2,233 | 2,158 | 519 | 10,377 | 9,985 | 151 | 142 | 36 |
| Office, store machine and equipment dealers..... | 28 | 22 | 1,066 | 942 | 243 | 5,054 | 4,985 | 99 | 95 | 37 |
| Retail stores (except second-hand) n.e.c..... | 95 | 95 | (D) | (D) | (D) | (D) | (D) | (D) | (D) | (D) |
| Second-hand stores..... | 263 | 209 | 10,720 | 10,114 | 1,456 | 30,104 | 29,204 | 666 | 610 | 273 |
| Nonstore Retailers | | | | | | | | | | |
| Total..... | 1,148 | 226 | 101,958 | 91,728 | 14,167 | 538,299 | 531,128 | 5,746 | 5,459 | 1,135 |
| Mail order houses..... | 21 | 15 | (D) | (D) | (D) | (D) | (D) | (D) | (D) | (D) |
| Direct selling (house-to-house) organizations..... | 1,014 | 156 | 27,249 | 18,515 | 4,661 | 91,527 | 87,037 | 1,841 | 1,678 | 1,016 |
| Merchandise vending machine operators..... | 113 | 45 | (D) | (D) | (D) | (D) | (D) | (D) | (D) | (D) |

Standard Notes: (D) Withheld to avoid disclosure. (NA) Not available. n.e.c. Not elsewhere classified. XXX Not applicable. (Z) Less than \$500. ... Represents zero.
¹Group totals may include data for establishments without payroll which could not be classified by detailed kind of business.

Table 101 A. RETAIL TRADE: 1954 AND 1948¹ — THE STATE
Establishments and Sales by Kind of Business

| Kind of business | 1954 | | | | 1948 ¹ | | | |
|--|--------------------------------|--------------------------|---|--|-------------------|--------------------------|--|--|
| | Establishments | | Sales | | Establishments | | Sales | |
| | Total ² (Number) | With payroll (Number) | Total, all establishments ² (\$1,000) | Establishments with payroll (\$1,000) | Total (Number) | With payroll (Number) | Total, all establishments (\$1,000) | Establishments with payroll (\$1,000) |
| Retail trade, total..... | 32,395 | 19,571 | 2,963,217 | 2,721,433 | 31,732 | 21,175 | 2,097,681 | 1,946,308 |
| Food stores, total..... | 9,378 | 3,678 | 676,751 | 565,887 | 11,129 | 4,877 | 468,461 | 382,908 |
| Grocery stores..... | 8,472 | 3,244 | 641,294 | 536,598 | 10,188 | 4,313 | 440,176 | 358,129 |
| Other food stores..... | 896 | 434 | 35,331 | 29,289 | 941 | 564 | 28,285 | 24,779 |
| Eating, drinking places, total..... | 3,620 | 2,492 | 140,321 | 125,531 | 4,295 | 3,257 | 106,586 | 98,254 |
| Eating places..... | 2,984 | 2,026 | 116,827 | 104,841 | 3,374 | 2,644 | 87,643 | 82,552 |
| Drinking places..... | 616 | 466 | 23,160 | 20,690 | 921 | 613 | 18,943 | 15,702 |
| General merchandise group..... | 2,224 | 1,458 | 354,413 | 339,329 | 2,165 | 1,506 | 283,321 | 271,453 |
| Apparel, accessories stores, total..... | 1,913 | 1,667 | 170,977 | 167,177 | 1,529 | 1,339 | 143,630 | 140,710 |
| Shoe stores..... | 312 | 272 | 30,457 | 29,737 | 193 | 176 | 19,153 | 18,901 |
| Other apparel stores..... | 1,543 | 1,395 | 139,540 | 137,440 | 1,336 | 1,163 | 124,477 | 121,809 |
| Furniture, home furnishings, appliance dealers..... | 1,672 | 1,330 | 143,716 | 136,940 | 1,470 | 1,276 | 109,503 | 106,424 |
| Automotive group..... | 1,929 | 1,497 | 580,916 | 567,206 | 1,752 | 1,577 | 380,496 | 371,849 |
| Gasoline service stations..... | 4,113 | 2,629 | 222,455 | 190,115 | 3,814 | 2,654 | 119,804 | 105,446 |
| Lumber, bldg. matls., hardware, farm equip. dealers, total..... | 1,373 | 1,131 | 202,673 | 195,499 | 1,375 | 1,232 | 156,225 | 152,788 |
| Farm equipment dealers..... | 305 | 283 | 47,197 | 46,651 | 277 | 265 | 36,367 | 35,815 |
| Lumber, bldg. matls., supplies, equipment, hardware dealers..... | 1,064 | 848 | 155,300 | 148,848 | 1,098 | 967 | 119,858 | 116,973 |
| Drug stores, proprietary stores, total..... | 1,171 | 1,025 | 96,720 | 93,106 | 1,081 | 974 | 69,399 | 67,698 |
| Drug stores..... | (NA) | 951 | (NA) | 90,005 | 940 | 871 | 65,537 | 64,333 |
| Proprietary stores..... | (NA) | 74 | (NA) | 3,101 | 141 | 103 | 3,862 | 3,365 |
| Other retail stores, total..... | 3,854 | 2,438 | 272,317 | 248,915 | 3,052 | 2,415 | 190,820 | (D) |
| Liquor stores..... | 597 | 471 | 50,957 | 47,229 | 743 | 571 | 45,974 | 40,770 |
| Fuel, ice dealers..... | 353 | 257 | 24,101 | 22,797 | 307 | 262 | 24,347 | 24,192 |
| Feed, farm, garden supply stores..... | 618 | 466 | 108,253 | 103,601 | 529 | 435 | 57,634 | 55,193 |
| Jewelry stores..... | 452 | 342 | 32,763 | 31,379 | 347 | 287 | 22,478 | 21,816 |
| Other retail stores..... | 1,324 | 902 | 48,673 | 43,909 | 1,126 | 840 | 40,387 | (D) |
| Nonstore retailers..... | 1,148 | 226 | 101,958 | 91,728 | 70 | 68 | 69,436 | (D) |

Standard Notes: (D) Withheld to avoid disclosure. (NA) Not available.
¹Data in this table differ from those which appeared in the publications of the 1948 Census of Retail Trade. For a description of the adjustments see Comparison of 1948 and 1954 Censuses in the Introduction.
²Group totals may include data for establishments without payroll which could not be classified by detailed kind of business.

Table 102. RETAIL TRADE: 1954 — COUNTIES;
Total Retail — Establishments, Sales, Payroll, and Personnel;

| Line No. | County and city | Total | | | | | | Kind-of-business group | | | | | |
|----------|---------------------------|----------------|-----------------------|-------------------------------------|---------------------------------------|--------------------------------|--|------------------------|---|-------------------------|-----------------|-------------------------|-----------------|
| | | Establishments | | Sales | | Payroll, entire year (\$1,000) | Paid employees, workweek ended nearest Nov. 15 | | Proprietors (unincorporated businesses only) (Number) | Food stores | | Eating, drinking places | |
| | | Total (Number) | With payroll (Number) | Total, all establishments (\$1,000) | Establishments with payroll (\$1,000) | | Total (Number) | Full workweek (Number) | | Establishments (Number) | Sales (\$1,000) | Establishments (Number) | Sales (\$1,000) |
| 1 | Georgia, total..... | 32,395 | 19,571 | 2,963,217 | 2,721,433 | 288,835 | 131,569 | 110,521 | 32,360 | 9,378 | 676,751 | 3,620 | 140,321 |
| 2 | Appling County..... | 87 | 57 | 7,875 | 7,279 | 619 | 289 | 221 | 94 | 30 | 1,485 | 5 | 130 |
| 3 | Baxley..... | 78 | 52 | 7,608 | 7,080 | 610 | 283 | 216 | 96 | 24 | 1,342 | 4 | (D) |
| 4 | Remainder of County..... | 9 | 5 | 267 | 199 | 9 | 6 | 5 | 8 | 6 | 143 | 1 | (D) |
| 5 | Atkinson County..... | 77 | 33 | 2,513 | 1,523 | 114 | 75 | 60 | 73 | 14 | 738 | 8 | 104 |
| 6 | Bacon County..... | 81 | 47 | 6,321 | 5,649 | 380 | 195 | 158 | 89 | 19 | 1,466 | 9 | 231 |
| 7 | Alma..... | 71 | 41 | 6,018 | 5,392 | 356 | 187 | 152 | 78 | 19 | 1,466 | 6 | 177 |
| 8 | Remainder of County..... | 10 | 5 | 303 | 257 | 14 | 8 | 6 | 11 | ... | ... | 3 | 54 |
| 9 | Baker County..... | 21 | 9 | 809 | 575 | 34 | 23 | 14 | 21 | 6 | 287 | 1 | (D) |
| 10 | Baldwin County..... | 180 | 112 | 12,908 | 11,512 | 1,102 | 570 | 471 | 188 | 62 | 3,717 | 18 | 567 |
| 11 | Milledgeville..... | 158 | 95 | 12,029 | 10,799 | 1,058 | 539 | 449 | 163 | 52 | 3,436 | 16 | (D) |
| 12 | Remainder of County..... | 22 | 15 | 879 | 713 | 44 | 31 | 22 | 25 | 10 | 281 | 2 | (D) |
| 13 | Banks County..... | 31 | 1 | 466 | (D) | (D) | (D) | (D) | (D) | 22 | 342 | ... | ... |
| 14 | Barrow County..... | 178 | 88 | 10,512 | 8,864 | 850 | 431 | 335 | 176 | 63 | 2,588 | 13 | 208 |
| 15 | Winder..... | 132 | 76 | 8,942 | 7,780 | 689 | 375 | 280 | 127 | 39 | 2,156 | 12 | (D) |
| 16 | Remainder of County..... | 46 | 12 | 1,570 | 1,084 | 141 | 56 | 55 | 49 | 24 | 432 | 1 | (D) |
| 17 | Bartow County..... | 246 | 134 | 15,051 | 12,761 | 1,286 | 714 | 535 | 242 | 91 | 4,482 | 26 | 865 |
| 18 | Cartersville..... | 158 | 94 | 11,687 | 10,533 | 1,066 | 562 | 424 | 156 | 53 | 3,143 | 15 | 463 |
| 19 | Remainder of County..... | 88 | 40 | 3,364 | 2,228 | 220 | 152 | 111 | 86 | 38 | 1,339 | 11 | 402 |
| 20 | Ben Hill County..... | 146 | 104 | 11,791 | 10,991 | 1,044 | 514 | 422 | 147 | 47 | 2,655 | 17 | 340 |
| 21 | Fitzgerald..... | 135 | 97 | 11,167 | 10,451 | 992 | 493 | 404 | 135 | 40 | 2,417 | 17 | 340 |
| 22 | Remainder of County..... | 13 | 7 | 624 | 540 | 52 | 25 | 18 | 12 | 7 | 238 | ... | ... |
| 23 | Berrien County..... | 116 | 68 | 12,618 | 11,098 | 729 | 398 | 315 | 128 | 32 | 5,616 | 10 | 307 |
| 24 | Nashville..... | 84 | 55 | 11,183 | 10,207 | 664 | 363 | 285 | 91 | 18 | (D) | 7 | 267 |
| 25 | Remainder of County..... | 34 | 12 | 1,435 | 891 | 65 | 35 | 30 | 37 | 14 | (D) | 3 | 40 |
| 26 | Bibb County..... | 1,108 | 788 | 124,980 | 120,020 | 13,999 | 6,497 | 5,508 | 1,037 | 315 | 28,125 | 159 | 6,825 |
| 27 | Macon..... | 1,015 | 709 | 119,160 | 114,440 | 13,442 | 6,187 | 5,233 | 944 | 280 | 26,345 | 139 | 5,874 |
| 28 | Remainder of County..... | 93 | 79 | 5,820 | 5,580 | 557 | 310 | 275 | 93 | 35 | 1,780 | 20 | 951 |
| 29 | Bleckley County..... | 76 | 52 | 5,162 | 4,812 | 393 | 222 | 151 | 79 | 17 | 1,317 | 9 | 129 |
| 30 | Cochran..... | 75 | 51 | (D) | (D) | (D) | (D) | (D) | (D) | 17 | 1,317 | 9 | 129 |
| 31 | Remainder of County..... | 1 | 1 | (D) | (D) | (D) | (D) | (D) | (D) | ... | ... | ... | ... |
| 32 | Brentley County..... | 61 | 21 | 2,136 | 1,298 | 99 | 68 | 58 | 61 | 28 | 864 | 9 | 257 |
| 33 | Brooks County..... | 173 | 83 | 9,663 | 8,091 | 647 | 357 | 263 | 186 | 56 | 2,272 | 17 | 331 |
| 34 | Quitman..... | 134 | 76 | 8,488 | 7,666 | 625 | 345 | 251 | 138 | 39 | 1,817 | 15 | (D) |
| 35 | Remainder of County..... | 39 | 7 | 1,175 | 425 | 22 | 12 | 12 | 48 | 17 | 455 | 2 | (D) |
| 36 | Bryan County..... | 68 | 26 | 3,154 | 2,334 | 146 | 101 | 87 | 71 | 29 | 963 | 5 | 200 |
| 37 | Bulloch County..... | 239 | 127 | 14,724 | 13,030 | 1,377 | 679 | 587 | 253 | 76 | 3,174 | 15 | 1,001 |
| 38 | Statesboro..... | 160 | 94 | 11,719 | 10,651 | 1,189 | 559 | 477 | 177 | 45 | 2,411 | 11 | 594 |
| 39 | Remainder of County..... | 79 | 33 | 3,005 | 2,379 | 188 | 120 | 110 | 76 | 31 | 763 | 4 | 407 |
| 40 | Burke County..... | 166 | 84 | 9,164 | 7,754 | 731 | 374 | 306 | 171 | 58 | 2,289 | 7 | 216 |
| 41 | Waynesboro..... | 88 | 56 | 6,211 | 5,817 | 589 | 285 | 235 | 90 | 26 | 1,439 | 3 | 111 |
| 42 | Remainder of County..... | 78 | 28 | 2,953 | 1,937 | 142 | 89 | 71 | 81 | 32 | 850 | 4 | 105 |
| 43 | Butts County..... | 87 | 50 | 5,233 | 4,671 | 405 | 224 | 190 | 84 | 22 | 1,368 | 8 | 163 |
| 44 | Calhoun County..... | 85 | 41 | 3,662 | 2,598 | 249 | 156 | 124 | 77 | 23 | 657 | 3 | 20 |
| 45 | Camden County..... | 76 | 48 | 4,644 | 3,630 | 294 | 156 | 133 | 68 | 17 | 1,056 | 5 | 262 |
| 46 | Candler County..... | 86 | 52 | 6,325 | 5,725 | 458 | 199 | 159 | 84 | 40 | 1,351 | 3 | 81 |
| 47 | Carroll County..... | 362 | 198 | 22,292 | 19,062 | 1,547 | 815 | 652 | 380 | 95 | 4,604 | 29 | 568 |
| 48 | Carrollton..... | 203 | 123 | 15,118 | 13,606 | 1,174 | 588 | 481 | 210 | 50 | 2,950 | 21 | 454 |
| 49 | Remainder of County..... | 159 | 75 | 7,174 | 5,456 | 373 | 227 | 171 | 170 | 45 | 1,654 | 8 | 114 |
| 50 | Catoosa County..... | 118 | 50 | 5,635 | 3,877 | 248 | 135 | 109 | 130 | 39 | 1,725 | 13 | 311 |
| 51 | Charlton County..... | 53 | 37 | 3,804 | 3,394 | 306 | 182 | 160 | 71 | 12 | 793 | 11 | 524 |
| 52 | Chatham County..... | 1,521 | 1,017 | 154,137 | 145,479 | 17,701 | 8,058 | 7,165 | 1,510 | 436 | 35,742 | 225 | 10,799 |
| 53 | Savannah..... | 1,391 | 921 | 146,146 | 138,068 | 16,990 | 7,647 | 6,805 | 1,381 | 402 | 33,004 | 193 | 9,617 |
| 54 | Remainder of County..... | 130 | 96 | 7,991 | 7,411 | 711 | 411 | 360 | 129 | 34 | 2,738 | 32 | 1,182 |
| 55 | Chattahoochee County..... | 21 | 3 | 1,025 | 703 | 69 | 31 | 31 | 21 | 4 | 122 | ... | ... |
| 56 | Chattooga County..... | 159 | 85 | 11,236 | 9,578 | 815 | 413 | 337 | 184 | 44 | 2,340 | 10 | 218 |
| 57 | Summerville..... | 98 | 52 | 7,440 | 6,308 | 531 | 259 | 210 | 114 | 24 | 1,752 | 6 | 158 |
| 58 | Trion..... | 17 | 5 | 2,178 | (D) | (D) | (D) | (D) | (D) | 6 | 98 | ... | ... |
| 59 | Remainder of County..... | 44 | 28 | 1,618 | (D) | (D) | (D) | (D) | (D) | 14 | 450 | 4 | 60 |
| 60 | Cherokee County..... | 202 | 94 | 17,598 | 15,422 | 908 | 433 | 354 | 218 | 64 | 4,243 | 11 | 359 |
| 61 | Canton..... | 100 | 52 | 9,521 | 8,697 | 554 | 245 | 208 | 103 | 30 | 1,519 | 8 | (D) |
| 62 | Remainder of County..... | 102 | 42 | 8,077 | 6,725 | 374 | 188 | 146 | 115 | 34 | 2,724 | 3 | (D) |
| 63 | Clarke County..... | 407 | 263 | 41,419 | 39,293 | 4,530 | 2,183 | 1,847 | 370 | 97 | 8,157 | 54 | 2,694 |
| 64 | Athens..... | 365 | 235 | 39,323 | 37,475 | 4,333 | 2,053 | 1,728 | 326 | 86 | 7,750 | 45 | 2,434 |
| 65 | Remainder of County..... | 42 | 28 | 2,096 | 1,818 | 197 | 130 | 119 | 42 | 11 | 407 | 9 | 260 |

Standard Notes: (D) Withheld to avoid disclosure. (NA) Not available. XXX Not applicable. (Z) Less than \$500. ... Represents zero.

CITIES OF 2,500 INHABITANTS OR MORE

Kind-of-Business Group — Establishments and Sales

| Kind-of-business group—Continued | | | | | | | | | | | | | | | | | | Line No. |
|----------------------------------|-----------------|-----------------------------|-----------------|--|-----------------|----------------------|-----------------|---------------------------|-----------------|---|-----------------|---------------------------------|-----------------|-------------------------|-----------------|-------------------------|-----------------|----------|
| General merchandise group | | Apparel, accessories stores | | Furniture, home furnishings, appliance dealers | | Automotive group | | Gasoline service stations | | Lumber, bldg. mats., hardware, farm equipment dealers | | Drug stores, proprietary stores | | Other retail stores | | Nonstore retailers | | |
| Establishments (Number) | Sales (\$1,000) | Establishments (Number) | Sales (\$1,000) | Establishments (Number) | Sales (\$1,000) | Establishments (No.) | Sales (\$1,000) | Establishments (Number) | Sales (\$1,000) | Establishments (Number) | Sales (\$1,000) | Establishments (No.) | Sales (\$1,000) | Establishments (Number) | Sales (\$1,000) | Establishments (Number) | Sales (\$1,000) | |
| 2,224 | 354,413 | 1,913 | 170,977 | 1,672 | 143,716 | 1,929 | 580,916 | 4,113 | 222,455 | 1,373 | 202,673 | 1,171 | 96,720 | 3,854 | 272,317 | 1,148 | 101,958 | 1 |
| 6 | 487 | 4 | 238 | 3 | 198 | 4 | 2,647 | 11 | 751 | 8 | 691 | 4 | 258 | 12 | 1,000 | ... | ... | 2 |
| 5 | (D) | 4 | 238 | 3 | 198 | 4 | 2,647 | 10 | (D) | 8 | 691 | 4 | 258 | 12 | 1,000 | ... | ... | 3 |
| 1 | (D) | ... | ... | ... | ... | ... | ... | 1 | (D) | ... | ... | ... | ... | ... | ... | ... | ... | 4 |
| 10 | 278 | 1 | (D) | 3 | (D) | ... | ... | 22 | 445 | 4 | 223 | 2 | (D) | 10 | 456 | 3 | 19 | 5 |
| 5 | 310 | 1 | (D) | 8 | 225 | 4 | 1,983 | 10 | 519 | 3 | 420 | 3 | 286 | 15 | (D) | 4 | 40 | 6 |
| 5 | 310 | 1 | (D) | 8 | 225 | 4 | 1,983 | 7 | 463 | 2 | (D) | 3 | 286 | 12 | 638 | 4 | 40 | 7 |
| ... | ... | ... | ... | ... | ... | ... | ... | 3 | 56 | 1 | (D) | ... | ... | 3 | (D) | ... | ... | 8 |
| 3 | 69 | ... | ... | ... | ... | ... | ... | 3 | (D) | ... | ... | 1 | (D) | 5 | 360 | 2 | (D) | 9 |
| 17 | 1,696 | 9 | 489 | 9 | 449 | 18 | 2,714 | 15 | 1,116 | 7 | 828 | 5 | 479 | 18 | (D) | 2 | (D) | 10 |
| 11 | 1,438 | 9 | 469 | 9 | 449 | 17 | (D) | 13 | (D) | 7 | 828 | 5 | 479 | 17 | 707 | 2 | (D) | 11 |
| 6 | 258 | ... | ... | ... | ... | 1 | (D) | 2 | (D) | ... | ... | ... | ... | 1 | (D) | ... | ... | 12 |
| 2 | (D) | ... | ... | 1 | (D) | ... | ... | 2 | (D) | ... | ... | ... | ... | 4 | 22 | ... | ... | 13 |
| 12 | 1,079 | 6 | 258 | 14 | 724 | 12 | 2,180 | 23 | 650 | 12 | (D) | 5 | 307 | 16 | 1,389 | 2 | (D) | 14 |
| 7 | 940 | 6 | 258 | 10 | 690 | 12 | 2,180 | 16 | 573 | 5 | 234 | 5 | 307 | 16 | 1,389 | 2 | (D) | 15 |
| 5 | 139 | ... | ... | 4 | 34 | ... | ... | 5 | 77 | 7 | (D) | ... | ... | ... | ... | ... | ... | 16 |
| 23 | 1,404 | 16 | 920 | 12 | 865 | 9 | 2,788 | 27 | 986 | 7 | 1,035 | 10 | 543 | 23 | (D) | 2 | (D) | 17 |
| 10 | 807 | 15 | (D) | 11 | (D) | 7 | (D) | 18 | 747 | 5 | (D) | 5 | 990 | 19 | 990 | ... | ... | 18 |
| 13 | 597 | 1 | (D) | 1 | (D) | 2 | (D) | 9 | 230 | 2 | (D) | 5 | 92 | 4 | (D) | 2 | (D) | 19 |
| 9 | 823 | 8 | 547 | 4 | 364 | 8 | 2,448 | 21 | 1,207 | 9 | 1,619 | 4 | 264 | 19 | (D) | 2 | (D) | 20 |
| 9 | 823 | 7 | (D) | 4 | 364 | 7 | (D) | 20 | (D) | 8 | (D) | 4 | 264 | 17 | 1,430 | 2 | (D) | 21 |
| ... | ... | 1 | (D) | ... | ... | 1 | (D) | 1 | (D) | 1 | (D) | ... | ... | 2 | (D) | ... | ... | 22 |
| 3 | 219 | 5 | 236 | 5 | 175 | 8 | 1,413 | 28 | 1,277 | 7 | 935 | 3 | (D) | 17 | 2,058 | ... | (D) | 23 |
| 2 | (D) | 5 | 236 | 5 | 175 | 8 | 1,413 | 18 | 823 | 7 | 935 | 3 | 246 | 11 | 1,714 | ... | (D) | 24 |
| 1 | (D) | ... | ... | ... | ... | ... | ... | 10 | 454 | ... | ... | ... | (D) | 6 | 354 | ... | ... | 25 |
| 44 | 18,065 | 67 | 10,051 | 43 | (D) | 56 | 22,877 | 133 | 8,754 | 37 | 7,148 | 39 | 4,429 | 160 | 11,274 | 55 | (D) | 26 |
| 41 | 17,969 | 67 | 10,051 | 42 | (D) | 53 | (D) | 115 | 7,729 | 33 | 6,273 | 35 | (D) | 155 | 11,127 | 55 | (D) | 27 |
| 3 | 96 | ... | ... | 1 | (D) | 3 | (D) | 16 | 1,025 | 4 | 870 | 4 | (D) | 5 | 147 | ... | ... | 28 |
| 6 | 367 | 5 | 211 | 3 | 166 | 8 | 1,212 | 6 | 725 | 8 | 457 | 3 | 201 | 11 | 377 | ... | ... | 29 |
| 6 | 367 | 5 | 211 | 3 | 166 | 8 | 1,212 | 5 | (D) | 8 | 457 | 3 | 201 | 11 | 377 | ... | ... | 30 |
| ... | ... | ... | ... | ... | ... | ... | ... | 1 | (D) | ... | ... | ... | ... | ... | ... | ... | ... | 31 |
| 3 | (D) | ... | ... | 2 | (D) | ... | ... | 14 | 509 | 1 | (D) | 2 | (D) | 2 | (D) | ... | ... | 32 |
| 21 | 851 | 6 | 437 | 3 | 307 | 13 | 2,920 | 10 | 431 | 11 | 1,132 | 4 | 271 | 24 | 642 | 8 | 69 | 33 |
| 15 | 689 | 6 | 437 | 3 | 307 | 12 | (D) | 8 | (D) | 9 | (D) | 3 | 379 | 20 | 379 | 4 | 47 | 34 |
| 6 | 162 | ... | ... | ... | ... | 1 | (D) | 2 | (D) | 2 | (D) | 1 | (D) | 4 | 263 | 4 | 22 | 35 |
| 4 | 141 | ... | ... | ... | ... | 3 | 773 | 11 | 758 | 4 | 63 | 3 | 46 | 8 | (D) | 1 | (D) | 36 |
| 20 | 1,267 | 11 | 586 | 18 | 691 | 14 | 2,324 | 32 | 1,919 | 13 | 1,394 | 11 | 525 | 18 | 1,475 | 11 | 368 | 37 |
| 10 | 1,038 | 8 | 546 | 17 | (D) | 13 | (D) | 16 | 1,329 | 11 | (D) | 6 | 452 | 14 | (D) | 9 | (D) | 38 |
| 10 | 229 | 3 | 40 | 1 | (D) | 1 | (D) | 16 | 590 | 2 | (D) | 5 | 73 | 4 | (D) | 2 | (D) | 39 |
| 24 | 938 | 10 | 607 | 8 | 568 | 9 | 1,873 | 17 | 604 | 8 | 895 | 5 | (D) | 16 | 938 | 2 | (D) | 40 |
| 7 | 240 | 7 | 478 | 5 | (D) | 7 | (D) | 10 | 508 | 7 | (D) | 3 | 153 | 11 | 748 | 2 | (D) | 41 |
| 17 | 698 | 3 | 129 | 3 | (D) | 2 | (D) | 7 | 96 | 1 | (D) | 2 | (D) | 7 | 190 | ... | ... | 42 |
| 15 | 788 | 2 | (D) | 5 | 177 | 7 | 1,220 | 9 | 510 | 7 | 428 | 2 | (D) | 8 | 377 | 2 | (D) | 43 |
| 10 | 438 | 2 | (D) | 3 | 114 | 4 | 681 | 10 | 326 | 9 | 760 | 7 | 249 | 6 | (D) | 4 | 146 | 44 |
| 15 | 717 | 3 | 60 | 3 | (D) | 6 | 725 | 14 | 493 | 3 | 426 | 3 | 175 | 7 | (D) | ... | ... | 45 |
| 4 | 109 | 3 | 332 | 3 | 92 | 4 | 1,760 | 5 | 231 | 10 | 1,072 | 3 | 161 | 11 | 1,136 | ... | ... | 46 |
| 37 | 2,884 | 24 | 1,637 | 26 | 1,306 | 30 | 5,616 | 41 | 1,423 | 16 | 1,961 | 11 | 661 | 38 | 1,446 | 15 | 186 | 47 |
| 10 | 977 | 15 | 1,352 | 13 | 993 | 19 | 4,325 | 23 | 648 | 12 | 1,605 | 8 | 455 | 25 | 1,083 | 7 | 76 | 48 |
| 27 | 1,907 | 9 | 285 | 13 | 313 | 11 | 1,291 | 18 | 575 | 4 | 356 | 3 | 206 | 13 | 363 | 8 | 110 | 49 |
| 7 | 291 | 2 | (D) | 8 | 176 | 3 | 1,149 | 21 | 772 | 5 | 295 | 6 | 303 | 6 | (D) | 8 | 92 | 50 |
| 2 | (D) | 3 | 231 | 4 | 160 | 5 | 852 | 9 | 577 | 3 | 212 | 2 | (D) | 2 | (D) | ... | ... | 51 |
| 50 | 18,097 | 102 | 13,779 | 72 | 9,335 | 53 | 27,527 | 191 | 11,532 | 35 | 6,796 | 63 | 4,906 | 237 | 13,362 | 57 | 2,262 | 52 |
| 46 | (D) | 102 | 13,779 | 69 | 9,035 | 50 | (D) | 168 | 9,920 | 30 | 6,482 | 56 | 4,541 | 222 | 12,426 | 53 | 2,193 | 53 |
| 4 | (D) | ... | ... | 3 | 300 | 3 | (D) | 23 | 1,606 | 5 | 314 | 7 | 365 | 15 | 936 | 4 | 69 | 54 |
| 8 | 120 | 1 | (D) | ... | ... | ... | ... | 4 | 72 | ... | ... | ... | ... | ... | ... | 4 | (D) | 55 |
| 12 | (D) | 8 | 658 | 6 | 213 | 23 | 2,801 | 23 | 1,142 | 11 | 601 | 5 | 355 | 15 | 735 | 2 | (D) | 56 |
| 3 | (D) | 8 | 658 | 4 | (D) | 20 | 2,717 | 12 | 592 | 5 | 362 | 2 | (D) | 14 | (D) | ... | ... | 57 |
| 1 | (D) | ... | ... | ... | ... | 3 | 84 | 3 | 89 | 2 | (D) | ... | ... | ... | ... | 2 | (D) | 58 |
| 6 | 129 | ... | ... | 2 | (D) | ... | ... | 6 | 441 | 4 | (D) | 3 | (D) | 1 | (D) | ... | ... | 59 |
| 29 | 1,297 | 7 | 119 | 10 | 462 | 9 | 2,033 | 16 | 637 | 8 | 271 | 4 | 311 | 35 | 7,708 | 9 | 158 | 60 |
| 13 | 564 | 5 | (D) | 4 | 222 | 5 | 1,569 | 4 | 368 | 5 | 237 | 4 | 311 | 16 | 4,474 | 4 | 28 | 61 |
| 16 | 723 | 2 | (D) | 6 | 240 | 4 | 464 | 12 | 269 | 3 | 34 | ... | ... | 17 | 3,234 | 5 | 130 | 62 |
| 10 | 3,945 | 36 | 2,393 | 25 | 2,317 | 34 | 8,677 | 45 | 3,962 | 14 | 2,607 | 13 | 1,513 | 56 | 4,880 | 19 | 234 | 63 |
| 9 | (D) | 36 | 2,393 | 25 | 2,317 | 32 | (D) | 39 | 3,076 | 12 | (D) | 13 | 1,513 | 49 | 4,631 | 19 | 234 | 64 |
| 1 | (D) | ... | ... | ... | ... | 2 | (D) | 10 | 686 | 2 | (D) | ... | ... | 7 | 249 | ... | ... | 65 |

Table 102. RETAIL TRADE: 1954 — COUNTIES;
Total Retail — Establishments, Sales, Payroll, and Personnel;

| Line No. | County and city | Total | | | | | | Kind-of-business group | | | | | |
|----------|--|-------------------|--------------------------|--|--|-----------------------------------|--|---------------------------|--|----------------------------|--------------------|----------------------------|--------------------|
| | | Establishments | | Sales | | Payroll, entire year (\$1,000) | Paid employees, workweek ended nearest Nov. 15 | | Proprietors (unincorporated businesses only) (Number) | Food stores | | Eating, drinking places | |
| | | Total (Number) | With payroll (Number) | Total, all establishments (\$1,000) | Establishments with payroll (\$1,000) | | Total (Number) | Full workweek (Number) | | Establishments (Number) | Sales (\$1,000) | Establishments (Number) | Sales (\$1,000) |
| 1 | Clay County..... | 51 | 27 | 1,929 | 1,573 | 150 | 83 | 76 | 44 | 10 | 254 | 1 | (D) |
| 2 | Clayton County..... | 170 | 80 | 8,165 | 6,819 | 611 | 296 | 256 | 178 | 66 | 3,519 | 21 | 536 |
| 3 | College Park (part) ¹ | 18 | 4 | 521 | 297 | 23 | 9 | 9 | 20 | 14 | 274 | ... | ... |
| 4 | Forest Park..... | 34 | 24 | 3,866 | 3,700 | 325 | 145 | 124 | 40 | 7 | 1,974 | 6 | 191 |
| 5 | Remainder of County..... | 118 | 52 | 3,778 | 2,822 | 263 | 142 | 123 | 118 | 45 | 1,271 | 15 | 345 |
| 6 | Clinch County..... | 58 | 26 | 3,635 | 2,681 | 186 | 102 | 77 | 62 | 17 | 760 | 5 | 108 |
| 7 | Cobb County..... | 657 | 371 | 58,809 | 52,691 | 5,143 | 2,398 | 1,951 | 725 | 185 | 17,693 | 66 | 3,904 |
| 8 | Marietta..... | 286 | 186 | 36,494 | 34,022 | 3,660 | 1,600 | 1,317 | 310 | 69 | 10,036 | 29 | 2,463 |
| 9 | Remainder of County..... | 371 | 185 | 22,315 | 18,659 | 1,483 | 798 | 634 | 415 | 116 | 7,657 | 37 | 1,421 |
| 10 | Coffee County..... | 211 | 125 | 14,987 | 13,205 | 1,273 | 619 | 518 | 200 | 63 | 2,856 | 14 | 475 |
| 11 | Douglas..... | 158 | 100 | 12,589 | 11,367 | 1,197 | 569 | 484 | 144 | 36 | 2,053 | 13 | (D) |
| 12 | Remainder of County..... | 53 | 25 | 2,398 | 1,838 | 76 | 50 | 34 | 56 | 27 | 803 | 1 | (D) |
| 13 | Colquitt County..... | 342 | 184 | 25,825 | 22,193 | 2,165 | 1,082 | 894 | 349 | 116 | 7,282 | 30 | 800 |
| 14 | Moultrie..... | 250 | 145 | 20,977 | 18,545 | 1,881 | 927 | 760 | 258 | 79 | 6,084 | 23 | 673 |
| 15 | Remainder of County..... | 92 | 38 | 4,848 | 3,648 | 284 | 155 | 134 | 91 | 37 | 1,198 | 7 | 127 |
| 16 | Columbia County..... | 65 | 21 | 2,618 | 1,802 | 122 | 60 | 51 | 73 | 31 | 1,209 | 3 | 38 |
| 17 | Cook County..... | 131 | 61 | 7,780 | 6,576 | 622 | 389 | 271 | 140 | 41 | 1,654 | 9 | 203 |
| 18 | Adel..... | 83 | 49 | 6,493 | 5,917 | 585 | 371 | 254 | 87 | 23 | 1,245 | 7 | (D) |
| 19 | Remainder of County..... | 48 | 12 | 1,287 | 659 | 37 | 18 | 17 | 53 | 18 | 409 | 2 | (D) |
| 20 | Coweta County..... | 273 | 137 | 16,726 | 14,308 | 1,354 | 673 | 554 | 283 | 91 | 4,694 | 33 | 695 |
| 21 | Newman..... | 179 | 107 | 13,864 | 12,600 | 1,190 | 568 | 473 | 188 | 55 | 3,536 | 22 | 535 |
| 22 | Remainder of County..... | 94 | 30 | 2,862 | 1,708 | 164 | 105 | 81 | 95 | 36 | 1,158 | 11 | 160 |
| 23 | Crawford County..... | 45 | 17 | 1,413 | 803 | 71 | 47 | 43 | 48 | 21 | 536 | 7 | 114 |
| 24 | Crisp County..... | 190 | 113 | 13,979 | 12,697 | 1,254 | 618 | 505 | 197 | 57 | 3,314 | 14 | 349 |
| 25 | Cordele..... | 171 | 111 | 13,455 | 12,425 | 1,225 | 597 | 488 | 173 | 46 | 3,031 | 11 | (D) |
| 26 | Remainder of County..... | 19 | 7 | 524 | 272 | 29 | 21 | 17 | 24 | 11 | 283 | 3 | (D) |
| 27 | Dade County..... | 45 | 19 | 2,084 | 1,542 | 106 | 52 | 44 | 45 | 23 | 603 | 2 | (D) |
| 28 | Dawson County..... | 25 | 11 | 1,358 | 682 | 52 | 13 | 12 | 24 | 6 | 299 | 4 | 58 |
| 29 | Decatur County..... | 197 | 117 | 14,307 | 13,033 | 1,229 | 688 | 569 | 197 | 57 | 3,558 | 16 | 447 |
| 30 | Bainbridge..... | 143 | 99 | 12,271 | 11,555 | 1,089 | 609 | 498 | 147 | 39 | 2,914 | 8 | 289 |
| 31 | Remainder of County..... | 54 | 18 | 2,036 | 1,478 | 140 | 79 | 71 | 50 | 18 | 644 | 8 | 156 |
| 32 | De Kalb County..... | 936 | 580 | 96,465 | 89,943 | 8,382 | 3,613 | 2,939 | 920 | 220 | 32,534 | 81 | 2,948 |
| 33 | Atlanta (part) ² | 196 | 128 | 16,509 | 15,549 | 1,482 | 664 | 552 | 194 | 46 | 6,929 | 13 | 498 |
| 34 | Chamblee..... | 51 | 35 | 3,261 | 3,021 | 264 | 120 | 108 | 53 | 1 | (D) | 11 | 199 |
| 35 | Decatur..... | 285 | 187 | 43,103 | 41,569 | 4,008 | 1,533 | 1,266 | 250 | 56 | 12,498 | 20 | 470 |
| 36 | North Atlanta..... | 8 | 4 | 210 | 130 | 11 | 6 | 2 | 8 | 2 | (D) | ... | ... |
| 37 | Remainder of County..... | 396 | 226 | 33,382 | 29,674 | 2,617 | 1,290 | 1,011 | 415 | 115 | 12,743 | 37 | 1,781 |
| 38 | Dodge County..... | 145 | 77 | 8,069 | 6,841 | 573 | 307 | 240 | 148 | 60 | 2,526 | 8 | 191 |
| 39 | Eastman..... | 91 | 57 | 6,420 | 6,028 | 514 | 274 | 209 | 93 | 27 | 1,437 | 6 | (D) |
| 40 | Remainder of County..... | 54 | 20 | 1,649 | 813 | 59 | 33 | 31 | 55 | 33 | 1,089 | 2 | (D) |
| 41 | Dooly County..... | 102 | 66 | 4,691 | 4,027 | 318 | 203 | 149 | 96 | 38 | 1,297 | 5 | 74 |
| 42 | Dougherty County..... | 539 | 393 | 61,241 | 58,377 | 6,653 | 2,890 | 2,537 | 541 | 137 | 14,752 | 64 | 2,658 |
| 43 | Albany..... | 495 | 363 | 58,876 | 56,400 | 6,487 | 2,783 | 2,435 | 497 | 113 | 13,426 | 55 | 2,224 |
| 44 | Remainder of County..... | 44 | 30 | 2,365 | 1,977 | 166 | 107 | 102 | 44 | 24 | 1,326 | 9 | 434 |
| 45 | Douglas County..... | 106 | 52 | 6,865 | 6,017 | 351 | 197 | 164 | 121 | 39 | 2,184 | 13 | 163 |
| 46 | Douglasville..... | 71 | 37 | 5,788 | 5,286 | 306 | 166 | 135 | 80 | 23 | 1,519 | 8 | 78 |
| 47 | Remainder of County..... | 35 | 15 | 1,077 | 731 | 45 | 31 | 29 | 41 | 16 | 665 | 5 | 85 |
| 48 | Early County..... | 95 | 61 | 6,346 | 5,906 | 555 | 300 | 254 | 86 | 34 | 1,371 | 9 | 143 |
| 49 | Blakely..... | 70 | 56 | 5,801 | 5,585 | 523 | 283 | 240 | 59 | 22 | 1,083 | 8 | (D) |
| 50 | Remainder of County..... | 25 | 5 | 545 | 321 | 32 | 17 | 14 | 27 | 12 | 288 | 1 | (D) |
| 51 | Echols County..... | 6 | 2 | 178 | (D) | (D) | (D) | (D) | (D) | 4 | (D) | ... | ... |
| 52 | Effingham County..... | 72 | 34 | 3,509 | 2,947 | 174 | 76 | 63 | 81 | 28 | 725 | ... | ... |
| 53 | Elbert County..... | 173 | 85 | 9,995 | 8,351 | 856 | 473 | 363 | 188 | 59 | 2,646 | 18 | 324 |
| 54 | Elberton..... | 137 | 75 | 9,012 | 7,760 | 814 | 442 | 338 | 152 | 38 | 2,288 | 13 | 241 |
| 55 | Remainder of County..... | 36 | 10 | 983 | 591 | 42 | 31 | 25 | 36 | 21 | 358 | 5 | 83 |
| 56 | Emanuel County..... | 204 | 104 | 11,762 | 9,960 | 802 | 382 | 316 | 223 | 60 | 2,389 | 18 | 376 |
| 57 | Swainsboro..... | 101 | 69 | 8,990 | 8,240 | 704 | 328 | 271 | 111 | 27 | 1,690 | 5 | 222 |
| 58 | Remainder of County..... | 103 | 35 | 2,772 | 1,720 | 98 | 54 | 45 | 112 | 33 | 699 | 13 | 154 |
| 59 | Evans County..... | 83 | 51 | 6,783 | 6,133 | 406 | 212 | 179 | 76 | 19 | 1,064 | 7 | 412 |
| 60 | Fannin County..... | 122 | 62 | 7,036 | 5,866 | 388 | 234 | 203 | 134 | 46 | 1,730 | 8 | 122 |
| 61 | Fayette County..... | 68 | 20 | 2,573 | 1,469 | 77 | 48 | 34 | 75 | 24 | 645 | 2 | (D) |
| 62 | Floyd County..... | 598 | 394 | 51,919 | 48,325 | 5,401 | 2,493 | 2,013 | 616 | 184 | 13,533 | 95 | 3,172 |
| 63 | Home..... | 486 | 340 | 46,379 | 44,135 | 5,057 | 2,324 | 1,874 | 478 | 131 | 11,055 | 77 | 2,460 |
| 64 | Remainder of County..... | 112 | 54 | 5,540 | 4,190 | 344 | 160 | 139 | 138 | 53 | 2,478 | 18 | 712 |
| 65 | Forsyth County..... | 94 | 40 | 8,235 | 5,943 | 259 | 119 | 107 | 107 | 23 | 1,775 | 3 | 30 |
| 66 | Franklin County..... | 127 | 65 | 7,527 | 6,093 | 395 | 219 | 179 | 139 | 26 | 1,367 | 8 | 34 |

Standard Notes: (D) Withheld to avoid disclosure. (NA) Not available. XXX Not applicable. (Z) Less than \$500. ... Represents zero.

¹College Park is in Clayton and Fulton Counties.²Atlanta is in De Kalb and Fulton Counties.

CITIES OF 2,500 INHABITANTS OR MORE — Continued

Kind-of-Business Group — Establishments and Sales

| Kind-of-business group—Continued | | | | | | | | | | | | | | | | | | Line No. | |
|----------------------------------|-----------------|-----------------------------|-----------------|--|-----------------|----------------------|-----------------|---------------------------|-----------------|--|-----------------|---------------------------------|-----------------|-------------------------|-----------------|-------------------------|-----------------|----------|---|
| General merchandise group | | Apparel, accessories stores | | Furniture, home furnishings, appliance dealers | | Automotive group | | Gasoline service stations | | Lumber, bldg. matls., hardware, farm equipment dealers | | Drug stores, proprietary stores | | Other retail stores | | Nonstore retailers | | | |
| Establishments (Number) | Sales (\$1,000) | Establishments (Number) | Sales (\$1,000) | Establishments (Number) | Sales (\$1,000) | Establishments (No.) | Sales (\$1,000) | Establishments (Number) | Sales (\$1,000) | Establishments (Number) | Sales (\$1,000) | Establishments (No.) | Sales (\$1,000) | Establishments (Number) | Sales (\$1,000) | Establishments (Number) | Sales (\$1,000) | | |
| 3 | 69 | 4 | 83 | 2 | (D) | 5 | 426 | 10 | 259 | 3 | (D) | 2 | (D) | 9 | 203 | 2 | (D) | 1 | |
| 13 | 421 | 2 | (D) | 2 | (D) | 4 | 407 | 33 | 1,642 | 6 | 826 | 3 | 192 | 12 | 297 | 4 | 76 | 2 | |
| ... | ... | ... | ... | ... | ... | ... | ... | ... | ... | ... | ... | ... | ... | ... | ... | ... | ... | ... | 3 |
| 3 | 115 | 1 | (D) | 1 | (D) | 2 | (D) | 5 | 464 | 5 | (D) | 1 | (D) | 1 | (D) | 2 | (D) | 4 | |
| 10 | 306 | 1 | (D) | 1 | (D) | 2 | (D) | 26 | (D) | 1 | (D) | 2 | (D) | 9 | 262 | 6 | (D) | 5 | |
| 8 | 394 | 3 | 45 | 2 | (D) | 4 | 1,036 | 12 | 645 | ... | ... | 3 | 123 | 4 | (D) | ... | ... | 6 | |
| 33 | 4,419 | 34 | 3,591 | 39 | 3,893 | 38 | 9,510 | 117 | 6,418 | 23 | 4,006 | 18 | 2,197 | 68 | 2,754 | 36 | 424 | 7 | |
| 10 | 2,792 | 22 | 2,937 | 21 | 2,659 | 29 | 8,059 | 45 | 2,921 | 7 | 1,263 | 7 | 1,495 | 36 | 1,643 | 11 | 141 | 8 | |
| 23 | 1,627 | 12 | 654 | 18 | 1,234 | 9 | 1,451 | 72 | 3,437 | 16 | 2,745 | 11 | 702 | 32 | 1,106 | 25 | 283 | 9 | |
| 20 | 1,407 | 11 | 696 | 9 | 485 | 13 | 4,057 | 28 | 1,580 | 10 | 1,202 | 8 | 929 | 35 | 1,402 | ... | ... | 10 | |
| 16 | 1,258 | 11 | 666 | 9 | 485 | 13 | (D) | 18 | 959 | 7 | 1,086 | 6 | (D) | 29 | 1,055 | ... | ... | 11 | |
| 4 | 149 | ... | ... | ... | ... | ... | (D) | 10 | 621 | 3 | 116 | 2 | (D) | 6 | 347 | ... | ... | 12 | |
| 22 | 1,887 | 16 | 1,142 | 21 | 1,370 | 23 | 5,838 | 30 | 1,694 | 15 | 2,453 | 15 | 961 | 39 | 2,189 | 15 | 209 | 13 | |
| 9 | 1,462 | 15 | (D) | 20 | (D) | 19 | 5,000 | 22 | 1,366 | 9 | 1,053 | 11 | 878 | 30 | 1,818 | 13 | (D) | 14 | |
| 13 | 425 | 1 | (D) | 1 | (D) | 4 | 838 | 8 | 328 | 6 | 1,400 | 4 | 83 | 9 | 371 | 2 | (D) | 15 | |
| 7 | 391 | ... | ... | 1 | (D) | 5 | 327 | 14 | 523 | ... | ... | ... | ... | 2 | (D) | 2 | (D) | 16 | |
| 12 | 948 | 3 | 268 | 11 | 527 | 5 | 909 | 19 | 1,081 | 8 | 1,087 | 4 | 344 | 13 | 687 | 6 | 72 | 17 | |
| 5 | 714 | 3 | 268 | 9 | (D) | 5 | 909 | 8 | 701 | 5 | (D) | 3 | (D) | 11 | (D) | 4 | (D) | 18 | |
| 7 | 234 | ... | ... | 2 | (D) | ... | ... | 11 | 380 | 3 | (D) | 1 | (D) | 2 | (D) | 2 | (D) | 19 | |
| 22 | 1,775 | 23 | 880 | 8 | 696 | 13 | 3,467 | 36 | 1,656 | 15 | 1,461 | 7 | 626 | 19 | 671 | 6 | 105 | 20 | |
| 8 | 925 | 23 | 880 | 6 | (D) | 13 | 3,467 | 20 | 1,423 | 9 | 1,252 | 6 | (D) | 11 | 566 | 6 | 105 | 21 | |
| 14 | 850 | ... | ... | 2 | (D) | ... | ... | 16 | 233 | 6 | 209 | 1 | (D) | 8 | 105 | ... | ... | 22 | |
| 6 | 304 | 1 | (D) | ... | ... | 2 | (D) | 4 | 247 | ... | ... | 1 | (D) | ... | ... | 3 | 24 | 23 | |
| 6 | 1,628 | 12 | 521 | 8 | 675 | 11 | 3,066 | 26 | 1,344 | 11 | 1,406 | 9 | 373 | 23 | 1,160 | 13 | 143 | 24 | |
| 5 | (D) | 12 | 521 | 8 | 675 | 11 | 3,066 | 26 | 1,344 | 10 | (D) | 7 | (D) | 23 | 1,160 | 12 | (D) | 25 | |
| 1 | (D) | ... | ... | ... | ... | ... | ... | ... | ... | 1 | (D) | 2 | (D) | ... | ... | 1 | (D) | 26 | |
| 6 | 514 | ... | ... | 2 | (D) | 2 | (D) | 8 | 211 | ... | ... | 1 | (D) | 1 | (D) | ... | ... | 27 | |
| 1 | (D) | ... | ... | 2 | (D) | 3 | 89 | 4 | 136 | ... | ... | 1 | (D) | 4 | 667 | ... | ... | 28 | |
| 17 | 1,264 | 13 | 836 | 7 | 509 | 9 | 3,002 | 23 | 1,097 | 14 | 1,551 | 11 | 498 | 25 | 1,427 | 5 | 118 | 29 | |
| 8 | 918 | 13 | 836 | 5 | (D) | 9 | 3,002 | 15 | 768 | 11 | (D) | 9 | (D) | 21 | (D) | 5 | 118 | 30 | |
| 9 | 346 | ... | ... | 2 | (D) | ... | ... | 8 | 329 | 3 | (D) | 2 | (D) | 4 | (D) | ... | ... | 31 | |
| 45 | 6,841 | 52 | 2,632 | 53 | 3,622 | 51 | 17,421 | 161 | 10,256 | 60 | 6,926 | 43 | 5,225 | 94 | 5,066 | 76 | 2,994 | 32 | |
| 5 | 303 | 10 | 608 | 12 | 1,061 | 8 | 502 | 36 | 2,274 | 12 | 1,157 | 16 | 1,329 | 16 | 922 | 22 | 926 | 33 | |
| 2 | (D) | 5 | 82 | 6 | 528 | ... | ... | 18 | 936 | 3 | 238 | 1 | (D) | 2 | (D) | 2 | (D) | 34 | |
| 17 | 2,701 | 18 | 1,279 | 21 | 1,262 | 16 | 13,724 | 43 | 2,998 | 23 | 1,942 | 10 | 1,669 | 35 | 2,871 | 26 | 1,669 | 35 | |
| 1 | (D) | ... | ... | ... | ... | ... | ... | 2 | (D) | 2 | ... | ... | ... | 1 | (D) | 2 | (D) | 36 | |
| 20 | (D) | 19 | 663 | 14 | 751 | 27 | 3,195 | 62 | (D) | 22 | 3,589 | 16 | (D) | 40 | 1,182 | 24 | 543 | 37 | |
| 15 | 535 | 7 | 396 | 4 | 230 | 14 | 2,211 | 12 | 455 | 8 | 871 | 4 | 149 | 11 | (D) | 2 | (D) | 38 | |
| 7 | 369 | 6 | (D) | 4 | 239 | 12 | (D) | 11 | (D) | 6 | (D) | 3 | (D) | 9 | 455 | ... | ... | 39 | |
| 5 | 166 | 1 | (D) | ... | ... | 2 | (D) | 1 | (D) | 2 | (D) | 1 | (D) | 2 | (D) | 2 | (D) | 40 | |
| 18 | 686 | 3 | 161 | 3 | 126 | 4 | 927 | 13 | 596 | 6 | 278 | 4 | 252 | 6 | (D) | 2 | (D) | 41 | |
| 16 | 4,226 | 51 | 3,664 | 39 | 3,966 | 31 | 10,936 | 56 | 5,181 | 26 | 6,334 | 15 | 1,999 | 84 | 6,605 | 20 | 900 | 42 | |
| 16 | 4,226 | 51 | 3,664 | 39 | 3,966 | 30 | (D) | 54 | (D) | 26 | 6,334 | 14 | (D) | 79 | 6,440 | 18 | (D) | 43 | |
| ... | ... | ... | ... | ... | ... | 1 | (D) | 2 | (D) | ... | ... | 1 | (D) | 5 | 145 | 2 | (D) | 44 | |
| 7 | 361 | 1 | (D) | 5 | 142 | 9 | 2,785 | 8 | 578 | 4 | 165 | 3 | (D) | 13 | 203 | 4 | 24 | 45 | |
| 5 | (D) | 1 | (D) | 3 | (D) | 9 | 2,785 | 4 | 395 | 4 | 185 | 2 | (D) | 10 | 178 | 2 | (D) | 46 | |
| 2 | (D) | ... | ... | 2 | (D) | ... | ... | 4 | 183 | ... | ... | 1 | (D) | 3 | 25 | 2 | (D) | 47 | |
| 10 | 394 | 5 | (D) | 6 | 450 | 5 | 1,259 | 11 | 1,248 | 6 | 800 | 4 | 236 | 5 | (D) | ... | ... | 48 | |
| 4 | 318 | 5 | (D) | 6 | 450 | 5 | 1,259 | 8 | 1,198 | 5 | (D) | 4 | 236 | 3 | 254 | ... | ... | 49 | |
| 6 | 76 | ... | ... | ... | ... | ... | ... | 3 | 50 | 1 | (D) | ... | ... | 2 | (D) | ... | ... | 50 | |
| 1 | (D) | ... | ... | ... | ... | ... | ... | 1 | (D) | ... | ... | ... | ... | ... | ... | ... | ... | 51 | |
| 5 | 257 | ... | ... | ... | ... | 4 | 683 | 11 | 561 | 5 | 325 | 2 | (D) | 12 | (D) | 5 | 43 | 52 | |
| 15 | 861 | 10 | 623 | 4 | 394 | 15 | 2,487 | 17 | 765 | 8 | 708 | 4 | 435 | 17 | 692 | 6 | 60 | 53 | |
| 10 | 772 | 10 | 623 | 4 | 394 | 15 | 2,487 | 14 | (D) | 7 | (D) | 4 | 435 | 16 | (D) | 6 | 60 | 54 | |
| 5 | 89 | ... | ... | ... | ... | ... | ... | 3 | (D) | 1 | (D) | ... | ... | 1 | (D) | ... | ... | 55 | |
| 24 | 1,419 | 6 | 370 | 6 | 316 | 9 | 3,343 | 28 | 1,007 | 9 | 1,183 | 8 | 281 | 28 | 976 | 8 | 102 | 56 | |
| 7 | 552 | 6 | 370 | 6 | 316 | 9 | 3,343 | 14 | 665 | 8 | (D) | 4 | 232 | 12 | 496 | 3 | (D) | 57 | |
| 17 | 867 | ... | ... | ... | ... | ... | ... | 14 | 342 | 1 | (D) | 4 | 49 | 16 | 480 | 5 | (D) | 58 | |
| 4 | 195 | 3 | 169 | 9 | 265 | 5 | 2,359 | 11 | 455 | 7 | 1,015 | 3 | 177 | 10 | 588 | 5 | 44 | 59 | |
| 6 | 619 | 5 | 326 | 6 | 289 | 12 | 1,683 | 19 | 620 | 6 | 915 | 4 | 133 | 9 | (D) | 1 | (D) | 60 | |
| 17 | 652 | ... | ... | ... | ... | 5 | 431 | 11 | 317 | 2 | (D) | 2 | (D) | 5 | 222 | ... | ... | 61 | |
| 21 | 4,554 | 45 | 4,356 | 29 | 3,722 | 38 | 9,221 | 74 | 3,765 | 16 | 3,919 | 13 | 1,451 | 57 | 3,890 | 24 | 334 | 62 | |
| 13 | 3,826 | 45 | 4,358 | 27 | (D) | 36 | (D) | 62 | 3,139 | 14 | 3,480 | 9 | 1,265 | 54 | (D) | 18 | 231 | 63 | |
| 8 | 728 | ... | ... | 2 | (D) | 2 | (D) | 12 | 626 | 4 | 439 | 4 | 186 | 3 | (D) | 6 | 103 | 64 | |
| 12 | 997 | ... | ... | 4 | 364 | 6 | (D) | 9 | 282 | 3 | 229 | 3 | 168 | 24 | (D) | 7 | 182 | 65 | |
| 18 | 743 | 4 | 169 | 12 | 701 | 10 | 1,503 | 10 | 470 | 13 | 807 | 3 | 112 | 15 | 1,519 | 6 | 102 | 66 | |

Table 102. RETAIL TRADE: 1954 — COUNTIES;

Total Retail — Establishments, Sales, Payroll, and Personnel;

| Line No. | County and city | Total | | | | | | | Kind-of-business group | | | | |
|----------|--|----------------|-----------------------|-------------------------------------|---------------------------------------|--------------------------------|--|------------------------|---|-------------------------|-----------------|-------------------------|-----------------|
| | | Establishments | | Sales | | Payroll, entire year (\$1,000) | Paid employees, workweek ended nearest Nov. 15 | | Proprietors (unincorporated businesses only) (Number) | Food stores | | Eating, drinking places | |
| | | Total (Number) | With payroll (Number) | Total, all establishments (\$1,000) | Establishments with payroll (\$1,000) | | Total (Number) | Full workweek (Number) | | Establishments (Number) | Sales (\$1,000) | Establishments (Number) | Sales (\$1,000) |
| 1 | Fulton County..... | 4,774 | 3,446 | 809,771 | 786,941 | 97,337 | 39,085 | 33,762 | 4,458 | 1,033 | 143,859 | 803 | 45,450 |
| 2 | Atlanta (part) ² | 4,144 | 3,046 | 736,980 | 717,790 | 90,989 | 36,675 | 31,773 | 3,823 | 865 | 125,462 | 731 | 41,471 |
| 3 | College Park (part) ¹ | 96 | 52 | 8,175 | 7,529 | 610 | 194 | 106 | 28 | 28 | 4,309 | 5 | 128 |
| 4 | East Point..... | 183 | 147 | 34,555 | 34,025 | 2,915 | 993 | 853 | 168 | 47 | 6,524 | 18 | 604 |
| 5 | Hapeville..... | 85 | 61 | 10,587 | 10,301 | 944 | 352 | 297 | 79 | 17 | 2,352 | 13 | 849 |
| 6 | Remainder of County..... | 266 | 140 | 19,474 | 17,296 | 1,679 | 790 | 645 | 282 | 76 | 5,212 | 36 | 2,398 |
| 7 | Gilmer County..... | 74 | 38 | 4,583 | 3,927 | 193 | 112 | 101 | 90 | 26 | 924 | 8 | 80 |
| 8 | Glascock County..... | 12 | 4 | 243 | 135 | 10 | 4 | 2 | 10 | 2 | (D) | 2 | (D) |
| 9 | Glynn County..... | 353 | 233 | 32,609 | 30,525 | 3,388 | 1,403 | 1,168 | 336 | 87 | 8,322 | 59 | 2,034 |
| 10 | Brunswick..... | 276 | 180 | 28,184 | 26,514 | 2,951 | 1,186 | 991 | 263 | 67 | 6,866 | 39 | 1,399 |
| 11 | Remainder of County..... | 77 | 53 | 4,425 | 4,011 | 437 | 217 | 177 | 73 | 20 | 1,456 | 20 | 635 |
| 12 | Gordon County..... | 203 | 95 | 11,243 | 9,341 | 770 | 407 | 337 | 218 | 71 | 2,670 | 14 | 345 |
| 13 | Calhoun..... | 127 | 67 | 7,974 | 7,004 | 629 | 326 | 264 | 131 | 42 | 1,760 | 7 | 214 |
| 14 | Remainder of County..... | 76 | 28 | 3,269 | 2,337 | 141 | 81 | 73 | 87 | 29 | 910 | 7 | 131 |
| 15 | Grady County..... | 128 | 72 | 11,114 | 9,962 | 861 | 402 | 345 | 129 | 41 | 3,189 | 10 | 220 |
| 16 | Cairo..... | 98 | 64 | 9,294 | 8,714 | 825 | 380 | 328 | 96 | 19 | 1,643 | 10 | 220 |
| 17 | Remainder of County..... | 30 | 8 | 1,820 | 1,248 | 56 | 22 | 17 | 33 | 22 | 1,546 | ... | ... |
| 18 | Greene County..... | 121 | 65 | 6,254 | 5,454 | 481 | 247 | 208 | 133 | 35 | 1,233 | 7 | 78 |
| 19 | Greensboro..... | 63 | 41 | 4,379 | 4,101 | 354 | 173 | 151 | 70 | 19 | 901 | 6 | (D) |
| 20 | Remainder of County..... | 58 | 24 | 1,875 | 1,353 | 127 | 74 | 57 | 63 | 16 | 332 | 1 | (D) |
| 21 | Gwinnett County..... | 357 | 151 | 24,789 | 19,905 | 1,437 | 688 | 512 | 382 | 112 | 4,515 | 25 | 381 |
| 22 | Bulford..... | 92 | 42 | 7,203 | 5,689 | 374 | 177 | 144 | 93 | 36 | 1,681 | 10 | 79 |
| 23 | Lawrenceville..... | 109 | 51 | 7,555 | 6,363 | 457 | 234 | 151 | 117 | 22 | 907 | 7 | 118 |
| 24 | Remainder of County..... | 156 | 58 | 10,031 | 7,653 | 606 | 277 | 217 | 172 | 54 | 1,927 | 8 | 184 |
| 25 | Habersham County..... | 164 | 86 | 11,635 | 10,037 | 839 | 422 | 349 | 176 | 45 | 1,871 | 16 | 461 |
| 26 | Hall County..... | 403 | 235 | 51,938 | 47,876 | 3,578 | 1,624 | 1,347 | 409 | 131 | 8,479 | 39 | 1,117 |
| 27 | Gainesville..... | 317 | 201 | 48,323 | 45,357 | 3,453 | 1,544 | 1,274 | 304 | 93 | 6,696 | 22 | 647 |
| 28 | Remainder of County..... | 86 | 34 | 3,615 | 2,519 | 125 | 80 | 73 | 105 | 38 | 1,783 | 17 | 470 |
| 29 | Hancock County..... | 85 | 43 | 3,528 | 2,894 | 216 | 152 | 121 | 89 | 32 | 1,011 | 3 | 36 |
| 30 | Haralson County..... | 147 | 83 | 8,806 | 7,164 | 593 | 336 | 265 | 148 | 30 | 2,004 | 29 | 621 |
| 31 | Tallapoosa..... | 62 | 36 | 3,795 | 3,151 | 192 | 127 | 95 | 62 | 10 | 725 | 16 | 378 |
| 32 | Remainder of County..... | 85 | 47 | 5,011 | 4,013 | 401 | 209 | 170 | 86 | 20 | 1,279 | 13 | 243 |
| 33 | Harris County..... | 115 | 51 | 4,381 | 3,459 | 229 | 119 | 93 | 109 | 45 | 1,099 | 8 | 123 |
| 34 | Hart County..... | 138 | 62 | 7,026 | 5,352 | 416 | 244 | 189 | 156 | 37 | 1,622 | 8 | 110 |
| 35 | Hartwell..... | 113 | 57 | 6,339 | (D) | (D) | (D) | (D) | (D) | 29 | 1,205 | 7 | (D) |
| 36 | Remainder of County..... | 25 | 5 | 687 | (D) | (D) | (D) | (D) | (D) | 8 | 417 | 1 | (D) |
| 37 | Heard County..... | 64 | 14 | 1,840 | 804 | 46 | 29 | 28 | 71 | 26 | 512 | 4 | 50 |
| 38 | Henry County..... | 136 | 58 | 6,069 | 4,777 | 361 | 191 | 158 | 134 | 54 | 1,692 | 8 | 139 |
| 39 | Houston County..... | 197 | 137 | 20,946 | 19,578 | 1,863 | 932 | 791 | 202 | 41 | 5,466 | 31 | 1,395 |
| 40 | Perry..... | 77 | 57 | 8,477 | 8,145 | 773 | 361 | 293 | 77 | 11 | 2,069 | 8 | (D) |
| 41 | Warner Robins..... | 91 | 73 | 10,903 | 10,521 | 1,041 | 544 | 476 | 92 | 16 | 2,465 | 21 | 1,087 |
| 42 | Remainder of County..... | 29 | 7 | 1,566 | 912 | 49 | 27 | 22 | 33 | 14 | 932 | 2 | (D) |
| 43 | Irwin County..... | 71 | 49 | 4,250 | 3,732 | 310 | 163 | 140 | 81 | 13 | 1,253 | 6 | 101 |
| 44 | Ocilla..... | 57 | 45 | 3,831 | 3,549 | 293 | 157 | 135 | 64 | 7 | 1,067 | 5 | (D) |
| 45 | Remainder of County..... | 14 | 4 | 419 | 183 | 17 | 6 | 5 | 17 | 6 | 166 | 1 | (D) |
| 46 | Jackson County..... | 196 | 80 | 10,884 | 8,672 | 631 | 371 | 313 | 198 | 55 | 2,266 | 11 | 239 |
| 47 | Commerce..... | 80 | 44 | 6,527 | 5,679 | 410 | 238 | 194 | 78 | 14 | 994 | 4 | 136 |
| 48 | Remainder of County..... | 116 | 36 | 4,357 | 2,993 | 221 | 133 | 119 | 120 | 41 | 1,272 | 7 | 103 |
| 49 | Jasper County..... | 62 | 38 | 3,393 | 3,055 | 326 | 167 | 145 | 56 | 22 | 695 | 3 | 27 |
| 50 | Jeff Davis County..... | 71 | 39 | 7,875 | 7,237 | 544 | 287 | 229 | 81 | 23 | 2,368 | 1 | (D) |
| 51 | Hazlehurst..... | 63 | 39 | 7,721 | 7,237 | 544 | 287 | 229 | (D) | 17 | (D) | 1 | (D) |
| 52 | Remainder of County..... | 8 | ... | 154 | ... | ... | ... | ... | (D) | 6 | (D) | ... | ... |
| 53 | Jefferson County..... | 158 | 92 | 9,348 | 7,998 | 736 | 422 | 314 | 165 | 36 | 2,020 | 12 | 344 |
| 54 | Jenkins County..... | 89 | 43 | 5,317 | 4,381 | 328 | 181 | 144 | 94 | 27 | 1,403 | 4 | 92 |
| 55 | Milledgeville..... | 73 | 41 | 4,824 | (D) | (D) | (D) | (D) | (D) | 21 | 1,359 | 4 | 92 |
| 56 | Remainder of County..... | 16 | 2 | 493 | (D) | (D) | (D) | (D) | (D) | 6 | 44 | ... | ... |
| 57 | Johnson County..... | 77 | 45 | 3,858 | 3,244 | 232 | 114 | 85 | 76 | 27 | 1,031 | 5 | 65 |
| 58 | Jones County..... | 46 | 14 | 2,210 | 1,626 | 115 | 69 | 46 | 56 | 21 | 454 | 5 | 238 |
| 59 | Lamar County..... | 103 | 57 | 6,696 | 5,846 | 482 | 256 | 189 | 108 | 34 | 2,230 | 9 | 237 |
| 60 | Barnesville..... | 80 | 50 | 6,076 | 5,432 | 464 | 240 | 178 | 84 | 25 | 1,970 | 6 | 178 |
| 61 | Remainder of County..... | 23 | 7 | 620 | 414 | 18 | 16 | 11 | 24 | 9 | 260 | 3 | 59 |
| 62 | Lenier County..... | 40 | 22 | 3,176 | 2,784 | 174 | 108 | 87 | 39 | 18 | 810 | 3 | (D) |
| 63 | Laurens County..... | 327 | 171 | 19,859 | 17,381 | 1,684 | 861 | 712 | 321 | 98 | 4,623 | 35 | 725 |
| 64 | Dublin..... | 225 | 141 | 17,651 | 16,287 | 1,602 | 806 | 662 | 219 | 64 | 3,952 | 25 | 532 |
| 65 | Remainder of County..... | 102 | 30 | 2,208 | 1,094 | 82 | 55 | 50 | 102 | 34 | 671 | 10 | 193 |
| 66 | Lee County..... | 23 | 13 | 854 | 692 | 45 | 27 | 20 | 23 | 10 | 317 | ... | ... |

Standard Notes: (D) Withheld to avoid disclosure. (NA) Not available. XXX Not applicable. (Z) Less than \$500. ... Represents zero.
¹College Park is in Clayton and Fulton Counties.
²Atlanta is in De Kalb and Fulton Counties.

CITIES OF 2,500 INHABITANTS OR MORE — Continued

Kind-of-Business Group — Establishments and Sales

| Kind-of-business group—Continued | | | | | | | | | | | | | | | | | | Line No. |
|----------------------------------|-----------------|-----------------------------|-----------------|--|-----------------|----------------------|-----------------|---------------------------|-----------------|---|-----------------|---------------------------------|-----------------|-------------------------|-----------------|-------------------------|-----------------|----------|
| General merchandise group | | Apparel, accessories stores | | Furniture, home furnishings, appliance dealers | | Automotive group | | Gasoline service stations | | Lumber, bldg. mats., hardware, farm equipment dealers | | Drug stores, proprietary stores | | Other retail stores | | Nonstore retailers | | |
| Establishments (Number) | Sales (\$1,000) | Establishments (Number) | Sales (\$1,000) | Establishments (Number) | Sales (\$1,000) | Establishments (No.) | Sales (\$1,000) | Establishments (Number) | Sales (\$1,000) | Establishments (Number) | Sales (\$1,000) | Establishments (No.) | Sales (\$1,000) | Establishments (Number) | Sales (\$1,000) | Establishments (Number) | Sales (\$1,000) | |
| 143 | 137,522 | 357 | 49,292 | 262 | 32,397 | 228 | 138,787 | 521 | 37,397 | 173 | 46,365 | 224 | 24,871 | 755 | 73,290 | 275 | 80,581 | 1 |
| 113 | 135,647 | 336 | 48,447 | 232 | 29,952 | 189 | 112,567 | 431 | 32,196 | 135 | 41,774 | 200 | 22,520 | 678 | 67,574 | 234 | 79,370 | 2 |
| 6 | (D) | 5 | 105 | 4 | 162 | 1 | (D) | 12 | 858 | 7 | 1,347 | 6 | 542 | 16 | 463 | 6 | 94 | 3 |
| 7 | 606 | 4 | 198 | 12 | 1,395 | 20 | 19,064 | 28 | 1,759 | 16 | 1,683 | 8 | 917 | 16 | 1,392 | 7 | 413 | 4 |
| 2 | (D) | 5 | 317 | 6 | 616 | 5 | (D) | 10 | 798 | 4 | 809 | 5 | 579 | 6 | 572 | 11 | 431 | 5 |
| 15 | 824 | 7 | 225 | 8 | 272 | 12 | 3,970 | 40 | 1,986 | 11 | 752 | 5 | 313 | 39 | 3,289 | 17 | 233 | 6 |
| 8 | 450 | 7 | 208 | 3 | 133 | 5 | 1,334 | 5 | 255 | 3 | (D) | 1 | (D) | 8 | 876 | ... | ... | 7 |
| 4 | 108 | ... | ... | ... | ... | ... | ... | 4 | 99 | ... | ... | ... | ... | ... | ... | ... | ... | 8 |
| 10 | 2,242 | 28 | 2,088 | 26 | 2,271 | 25 | 8,201 | 31 | 2,111 | 11 | 2,042 | 17 | 1,266 | 53 | 1,912 | 6 | 120 | 9 |
| 8 | (D) | 22 | 1,777 | 25 | (D) | 22 | 8,080 | 24 | 1,609 | 7 | 1,408 | 13 | 937 | 45 | 1,661 | 4 | (D) | 10 |
| 2 | (D) | 6 | 311 | 1 | (D) | 3 | 121 | 7 | 502 | 4 | 634 | 4 | 329 | 8 | 251 | 2 | (D) | 11 |
| 13 | 581 | 8 | 566 | 7 | 319 | 14 | 3,031 | 33 | 1,190 | 12 | 817 | 8 | 464 | 18 | (D) | 5 | (D) | 12 |
| 6 | 412 | 8 | 566 | 4 | (D) | 9 | 2,103 | 22 | 834 | 6 | 474 | 5 | 347 | 16 | 1,004 | 2 | (D) | 13 |
| 7 | 169 | ... | ... | 3 | (D) | 5 | 928 | 11 | 356 | 6 | 343 | 3 | 117 | 2 | (D) | 3 | (D) | 14 |
| 10 | 684 | 3 | 246 | 12 | 395 | 11 | 2,576 | 11 | 799 | 8 | (D) | 2 | (D) | 17 | 1,069 | 3 | 47 | 15 |
| 7 | 537 | 3 | 246 | 12 | 395 | 11 | 2,576 | 9 | (D) | 6 | 1,472 | 2 | (D) | 17 | 1,069 | 2 | (D) | 16 |
| 3 | 147 | ... | ... | ... | ... | ... | ... | 2 | (D) | 2 | (D) | ... | ... | ... | ... | 1 | (D) | 17 |
| 18 | 1,068 | ... | (D) | 7 | 287 | 6 | 1,868 | 22 | 563 | 5 | 286 | 7 | 257 | 12 | 594 | 2 | (D) | 18 |
| 9 | 655 | ... | ... | 4 | 200 | 5 | (D) | 6 | 195 | 4 | (D) | 3 | 156 | 7 | 401 | ... | ... | 19 |
| 9 | 413 | ... | (D) | 3 | 87 | 1 | (D) | 16 | 368 | 1 | (D) | 4 | 101 | 5 | 193 | 2 | (D) | 20 |
| 31 | 3,064 | 10 | 790 | 13 | 885 | 20 | 6,580 | 72 | 2,334 | 24 | 3,534 | 12 | 585 | 27 | 1,668 | 11 | 253 | 21 |
| 5 | 383 | 4 | (D) | 2 | (D) | 5 | (D) | 15 | 546 | 4 | 716 | 5 | (D) | 2 | (D) | 4 | (D) | 22 |
| 4 | 660 | 4 | 497 | 6 | 407 | 7 | 2,092 | 26 | 761 | 7 | 643 | 5 | 233 | 17 | 1,179 | 4 | 58 | 23 |
| 22 | 2,021 | 2 | (D) | 5 | (D) | 8 | (D) | 31 | 1,027 | 13 | 2,175 | 2 | (D) | 8 | (D) | 3 | (D) | 24 |
| 19 | 1,385 | 13 | 394 | 7 | 1,095 | 15 | 2,100 | 21 | 675 | 10 | 1,139 | 5 | 377 | 11 | (D) | 2 | (D) | 25 |
| 18 | 3,190 | 26 | 2,411 | 23 | 2,484 | 35 | 11,579 | 44 | 2,066 | 12 | 2,304 | 6 | 1,070 | 61 | 17,174 | 8 | 64 | 26 |
| 13 | 2,935 | 26 | 2,411 | 21 | (D) | 35 | 11,579 | 30 | 1,572 | 12 | 2,304 | 6 | (D) | 51 | 16,616 | 8 | 64 | 27 |
| 5 | 255 | ... | ... | 2 | (D) | ... | ... | 14 | 454 | ... | ... | ... | (D) | 10 | 556 | ... | ... | 28 |
| 14 | 406 | 9 | 262 | 3 | 155 | 5 | 1,025 | 6 | 278 | 5 | 180 | 2 | (D) | 6 | (D) | ... | ... | 29 |
| 16 | 610 | 6 | 286 | 12 | 736 | 11 | 1,684 | 15 | 720 | 4 | 796 | 5 | (D) | 17 | 1,037 | 2 | (D) | 30 |
| 4 | 205 | 3 | (D) | 7 | 246 | 5 | 1,012 | 6 | 312 | 2 | (D) | 2 | (D) | 7 | 416 | ... | ... | 31 |
| 12 | 405 | 3 | (D) | 5 | 490 | 6 | 672 | 9 | 408 | 2 | (D) | 3 | 180 | 10 | 621 | 2 | (D) | 32 |
| 18 | 790 | 3 | 32 | 1 | (D) | 5 | 1,326 | 16 | 439 | 2 | (D) | 1 | (D) | 11 | 312 | 5 | 19 | 33 |
| 13 | 470 | 3 | 282 | 5 | 267 | 13 | 1,207 | 23 | 1,097 | 10 | 477 | 7 | 398 | 11 | 1,048 | 8 | 48 | 34 |
| 11 | (D) | 3 | 282 | 5 | 267 | 13 | 1,207 | 18 | 889 | 7 | 465 | 7 | 398 | 11 | 1,048 | 2 | (D) | 35 |
| 2 | (D) | ... | ... | ... | ... | ... | ... | 5 | 208 | 3 | 12 | ... | ... | ... | ... | 6 | (D) | 36 |
| 7 | 598 | ... | ... | 6 | 198 | ... | ... | 13 | 295 | 1 | (D) | 1 | (D) | 4 | 52 | 2 | (D) | 37 |
| 19 | 551 | 4 | 72 | 4 | 159 | 7 | 1,038 | 14 | 608 | 7 | 1,301 | 7 | 415 | 8 | 48 | 4 | 46 | 38 |
| 9 | 355 | 16 | 745 | 10 | 1,174 | 12 | 4,983 | 35 | 1,788 | 14 | 3,440 | 7 | 770 | 15 | 686 | 7 | 144 | 39 |
| 3 | 137 | 6 | 237 | 4 | (D) | 6 | 2,134 | 14 | 591 | 9 | 1,918 | 3 | 268 | 8 | 430 | 5 | (D) | 40 |
| 5 | (D) | 10 | 508 | 5 | 827 | 6 | 2,849 | 12 | 850 | 3 | (D) | 4 | 502 | 7 | 256 | 2 | (D) | 41 |
| 1 | (D) | ... | ... | 1 | (D) | ... | ... | 9 | 347 | 2 | (D) | ... | ... | ... | ... | ... | ... | 42 |
| 4 | 178 | 4 | 210 | 4 | 55 | 3 | 583 | 12 | 489 | 7 | 853 | 3 | 206 | 12 | 270 | 3 | 52 | 43 |
| 3 | (D) | 4 | 210 | 4 | 55 | 3 | 583 | 12 | 489 | 7 | 853 | 3 | 206 | 9 | (D) | ... | ... | 44 |
| 1 | (D) | ... | ... | ... | ... | ... | ... | ... | ... | ... | ... | ... | ... | 3 | (D) | 3 | 52 | 45 |
| 23 | 1,800 | 11 | 308 | 9 | 384 | 13 | 2,013 | 40 | 1,365 | 5 | (D) | 3 | 354 | 22 | 1,689 | 4 | (D) | 46 |
| 11 | 700 | 5 | 226 | 2 | (D) | 8 | (D) | 20 | 733 | 2 | (D) | 2 | (D) | 10 | 1,249 | 2 | (D) | 47 |
| 12 | 1,100 | 6 | 82 | 7 | (D) | 5 | (D) | 20 | 632 | 3 | 88 | 1 | (D) | 12 | 440 | 2 | (D) | 48 |
| 9 | 767 | 4 | (D) | 2 | (D) | 3 | 625 | 5 | 279 | 6 | 514 | 3 | 198 | 5 | 133 | ... | ... | 49 |
| 7 | 401 | 2 | (D) | 3 | 190 | 8 | 2,282 | 8 | 937 | 6 | 1,035 | 2 | (D) | 7 | 304 | 4 | 52 | 50 |
| 7 | 401 | 2 | (D) | 3 | 190 | 6 | (D) | 8 | 937 | 6 | 1,035 | 2 | (D) | 7 | 304 | 4 | 52 | 51 |
| ... | ... | ... | ... | ... | ... | 2 | (D) | ... | ... | ... | ... | ... | ... | ... | ... | ... | ... | 52 |
| 25 | 1,114 | 5 | 251 | 6 | 227 | 10 | 1,706 | 31 | 1,140 | 13 | 1,666 | 5 | 387 | 15 | 493 | ... | ... | 53 |
| 5 | 106 | 6 | 229 | 4 | 297 | 5 | 809 | 15 | (D) | 5 | 855 | 4 | 228 | 13 | 516 | 1 | (D) | 54 |
| 4 | (D) | 6 | 229 | 4 | 297 | 5 | 809 | 13 | 654 | 5 | 855 | 4 | 228 | 6 | 112 | 1 | (D) | 55 |
| 1 | (D) | ... | ... | ... | ... | ... | ... | 2 | (D) | ... | ... | ... | ... | 7 | 404 | ... | ... | 56 |
| 7 | 248 | 2 | (D) | 4 | 291 | 7 | 1,012 | 7 | 286 | 1 | (D) | 5 | 127 | 11 | 547 | 1 | (D) | 57 |
| 5 | 226 | ... | ... | 1 | (D) | ... | ... | 9 | 238 | 1 | (D) | 1 | (D) | 3 | (D) | ... | ... | 58 |
| 10 | 281 | 7 | 358 | 11 | 371 | 4 | 1,675 | 12 | 569 | 3 | 190 | 5 | 218 | 8 | 567 | ... | ... | 59 |
| 4 | 171 | 7 | 358 | 9 | (D) | 4 | 1,675 | 10 | (D) | 3 | 190 | 5 | 218 | 7 | (D) | ... | ... | 60 |
| 6 | 110 | ... | ... | 2 | (D) | ... | ... | 2 | (D) | ... | ... | ... | ... | 1 | (D) | ... | ... | 61 |
| 4 | 254 | 1 | (D) | 1 | (D) | 5 | 1,351 | 2 | (D) | 3 | (D) | 2 | (D) | 1 | (D) | ... | ... | 62 |
| 29 | 2,120 | 10 | 1,047 | 16 | 1,449 | 24 | 5,022 | 60 | 1,901 | 13 | 893 | 8 | 625 | 29 | 1,286 | 5 | 168 | 63 |
| 19 | 1,735 | 10 | 1,047 | 16 | 1,449 | 19 | 4,906 | 28 | 1,398 | 8 | 698 | 7 | (D) | 24 | (D) | ... | 168 | 64 |
| 10 | 385 | ... | ... | ... | ... | 5 | 116 | 32 | 503 | 5 | 195 | 1 | (D) | 5 | (D) | ... | ... | 65 |
| 2 | (D) | ... | ... | 2 | (D) | ... | ... | 4 | 221 | 1 | (D) | 3 | 63 | 1 | (D) | ... | (D) | 66 |

Table 102. RETAIL TRADE: 1954 — COUNTIES;
Total Retail — Establishments, Sales, Payroll, and Personnel;

| Line No. | County and city | Total | | | | | | | Kind-of-business group | | | | |
|----------|--------------------------------------|----------------|-----------------------|-------------------------------------|---------------------------------------|--------------------------------|--|------------------------|---|-------------------------|-----------------|-------------------------|-----------------|
| | | Establishments | | Sales | | Payroll, entire year (\$1,000) | Paid employees, workweek ended nearest Nov. 15 | | Proprietors (unincorporated businesses only) (Number) | Food stores | | Eating, drinking places | |
| | | Total (Number) | With payroll (Number) | Total, all establishments (\$1,000) | Establishments with payroll (\$1,000) | | Total (Number) | Full workweek (Number) | | Establishments (Number) | Sales (\$1,000) | Establishments (Number) | Sales (\$1,000) |
| | | | | | | | | | | | | | |
| 1 | Liberty County..... | 83 | 57 | 5,905 | 5,299 | 429 | 235 | 210 | 83 | 21 | 1,791 | 12 | 358 |
| 2 | Lincoln County..... | 66 | 30 | 2,500 | 1,906 | 153 | 90 | 71 | 61 | 22 | 622 | 3 | 61 |
| 3 | Long County..... | 40 | 14 | 1,471 | 973 | 84 | 40 | 30 | 39 | 9 | 292 | 10 | 314 |
| 4 | Lowndes County..... | 454 | 308 | 42,335 | 39,597 | 4,083 | 1,948 | 1,701 | 405 | 123 | 7,878 | 51 | 1,833 |
| 5 | Valdosta..... | 361 | 255 | 36,066 | 34,170 | 3,624 | 1,752 | 1,528 | 326 | 99 | 6,989 | 41 | 1,488 |
| 6 | Remainder of County..... | 93 | 53 | 6,269 | 5,427 | 459 | 196 | 173 | 79 | 24 | 889 | 10 | 345 |
| 7 | Lumpkin County..... | 50 | 22 | 2,362 | 1,860 | 105 | 66 | 57 | 52 | 16 | 402 | 1 | (D) |
| 8 | McDuffie County..... | 115 | 73 | 7,723 | 6,703 | 614 | 325 | 261 | 127 | 32 | 1,593 | 16 | 272 |
| 9 | Thomson..... | 99 | 65 | 7,065 | 6,313 | 592 | 308 | 246 | 108 | 26 | 1,335 | 13 | 233 |
| 10 | Remainder of County..... | 16 | 8 | 658 | 390 | 22 | 17 | 15 | 19 | 6 | 258 | 3 | 39 |
| 11 | McIntosh County..... | 56 | 32 | 2,987 | 2,549 | 151 | 84 | 82 | 58 | 21 | 882 | 10 | 224 |
| 12 | Macon County..... | 109 | 63 | 6,563 | 5,799 | 456 | 265 | 180 | 109 | 30 | 1,791 | 5 | 77 |
| 13 | Montezuma..... | 63 | 43 | 4,867 | 4,533 | 375 | 215 | 144 | 67 | 17 | 1,331 | 2 | (D) |
| 14 | Remainder of County..... | 46 | 20 | 1,696 | 1,266 | 81 | 50 | 36 | 42 | 13 | 460 | 3 | (D) |
| 15 | Madison County..... | 86 | 26 | 2,420 | 1,338 | 113 | 62 | 53 | 99 | 33 | 866 | 4 | 23 |
| 16 | Marion County..... | 57 | 25 | 2,000 | 1,418 | 96 | 76 | 53 | 60 | 18 | 490 | 3 | 14 |
| 17 | Meriwether County..... | 181 | 93 | 9,302 | 7,684 | 690 | 421 | 324 | 184 | 55 | 2,701 | 18 | 426 |
| 18 | Manchester (part) ³ | 70 | 52 | 5,629 | 5,335 | 515 | 284 | 207 | 62 | 20 | 1,667 | 7 | 173 |
| 19 | Remainder of County..... | 111 | 41 | 3,673 | 2,349 | 175 | 137 | 117 | 122 | 35 | 1,034 | 11 | 253 |
| 20 | Miller County..... | 61 | 31 | 3,371 | 2,747 | 192 | 113 | 80 | 62 | 28 | 759 | 1 | (D) |
| 21 | Mitchell County..... | 154 | 88 | 13,790 | 12,502 | 1,083 | 562 | 481 | 148 | 50 | 3,597 | 10 | 210 |
| 22 | Camilla..... | 66 | 46 | 5,867 | 5,405 | 495 | 223 | 179 | 60 | 19 | 2,007 | 4 | 132 |
| 23 | Pelham..... | 65 | 37 | 7,362 | 6,942 | 580 | 333 | 298 | 62 | 13 | 1,109 | 6 | 78 |
| 24 | Remainder of County..... | 23 | 5 | 561 | 155 | 8 | 6 | 4 | 26 | 18 | 461 | ... | ... |
| 25 | Monroe County..... | 103 | 59 | 7,002 | 6,362 | 546 | 301 | 231 | 100 | 41 | 1,639 | 6 | 161 |
| 26 | Forsyth..... | 74 | 52 | 6,370 | 6,120 | 531 | 284 | 219 | 67 | 25 | 1,287 | 5 | (D) |
| 27 | Remainder of County..... | 29 | 7 | 632 | 242 | 15 | 17 | 12 | 33 | 16 | 352 | 1 | (D) |
| 28 | Montgomery County..... | 51 | 23 | 1,703 | 1,193 | 64 | 45 | 37 | 51 | 20 | 620 | 4 | 22 |
| 29 | Morgan County..... | 80 | 48 | 4,213 | 3,721 | 371 | 214 | 152 | 76 | 21 | 1,160 | 4 | 200 |
| 30 | Murray County..... | 86 | 32 | 3,556 | 2,472 | 179 | 115 | 90 | 95 | 30 | 1,098 | 7 | 159 |
| 31 | Muscogee County..... | 1,399 | 933 | 137,367 | 129,687 | 15,217 | 7,168 | 6,177 | 1,375 | 393 | 30,737 | 212 | 8,360 |
| 32 | Columbus..... | 1,269 | 829 | 125,513 | 118,207 | 14,243 | 6,612 | 5,666 | 1,245 | 362 | 26,963 | 183 | 6,776 |
| 33 | Remainder of County..... | 130 | 104 | 11,854 | 11,480 | 974 | 556 | 511 | 130 | 31 | 3,774 | 29 | 1,584 |
| 34 | Newton County..... | 199 | 109 | 13,545 | 12,283 | 1,218 | 654 | 485 | 189 | 54 | 3,859 | 19 | 398 |
| 35 | Covington..... | 150 | 80 | 11,580 | 10,578 | 1,067 | 557 | 406 | 139 | 37 | 3,407 | 16 | 343 |
| 36 | Porterdale..... | 7 | 5 | 535 | (D) | 62 | 33 | 29 | 6 | 1 | (D) | ... | ... |
| 37 | Remainder of County..... | 42 | 24 | 1,430 | (D) | 89 | 64 | 50 | 44 | 16 | (D) | 3 | 55 |
| 38 | Oconee County..... | 42 | 4 | 918 | 174 | 11 | 6 | 5 | 42 | 19 | 455 | 2 | (D) |
| 39 | Oglethorpe County..... | 48 | 22 | 1,579 | 1,321 | 100 | 54 | 50 | 50 | 16 | 246 | 1 | (D) |
| 40 | Paulding County..... | 78 | 32 | 3,637 | 2,753 | 171 | 103 | 73 | 96 | 30 | 1,050 | 7 | 36 |
| 41 | Peach County..... | 128 | 84 | 9,536 | 8,544 | 763 | 394 | 298 | 141 | 42 | 2,501 | 11 | 258 |
| 42 | Fort Valley..... | 117 | 81 | 9,237 | (D) | (D) | (D) | (D) | (D) | 37 | 2,322 | 11 | 258 |
| 43 | Remainder of County..... | 11 | 3 | 299 | (D) | (D) | (D) | (D) | (D) | 5 | 179 | ... | ... |
| 44 | Pickens County..... | 78 | 44 | 7,253 | 6,449 | 353 | 175 | 155 | 99 | 28 | 1,136 | 2 | (D) |
| 45 | Pierce County..... | 76 | 50 | 6,607 | 6,121 | 466 | 251 | 197 | 80 | 20 | 1,177 | 1 | (D) |
| 46 | Pike County..... | 65 | 11 | 1,906 | 604 | 89 | 72 | 68 | 80 | 28 | 734 | 3 | 25 |
| 47 | Polk County..... | 264 | 178 | 18,716 | 16,996 | 1,608 | 838 | 670 | 256 | 85 | 5,071 | 23 | 522 |
| 48 | Cedartown..... | 168 | 114 | 13,026 | 12,108 | 1,194 | 599 | 475 | 154 | 52 | 3,168 | 11 | 272 |
| 49 | Rockmart..... | 71 | 49 | 4,773 | 4,121 | 346 | 202 | 165 | 76 | 24 | 1,725 | 9 | 145 |
| 50 | Remainder of County..... | 25 | 15 | 917 | 767 | 68 | 37 | 30 | 26 | 9 | 178 | 3 | 105 |
| 51 | Pulaski County..... | 109 | 73 | 7,126 | 6,486 | 526 | 291 | 217 | 97 | 25 | 1,574 | 7 | 146 |
| 52 | Hawkinsville..... | 97 | 71 | 6,912 | (D) | (D) | (D) | (D) | (D) | 20 | 1,482 | 5 | (D) |
| 53 | Remainder of County..... | 12 | 2 | 214 | (D) | (D) | (D) | (D) | (D) | 5 | 92 | 2 | (D) |
| 54 | Putnam County..... | 77 | 51 | 4,999 | 4,555 | 346 | 202 | 159 | 70 | 14 | 1,015 | 7 | 144 |
| 55 | Eatonton..... | 74 | 48 | (D) | (D) | (D) | (D) | (D) | (D) | 14 | 1,015 | 5 | (D) |
| 56 | Remainder of County..... | 3 | 3 | (D) | (D) | (D) | (D) | (D) | (D) | ... | ... | 2 | (D) |
| 57 | Quitman County..... | 12 | 4 | 367 | 229 | 19 | 8 | 8 | 12 | 4 | (D) | 2 | (D) |
| 58 | Rabun County..... | 66 | 34 | 3,877 | 3,341 | 280 | 141 | 130 | 72 | 22 | 817 | 10 | 170 |
| 59 | Randolph County..... | 111 | 63 | 6,244 | 5,424 | 505 | 234 | 196 | 100 | 43 | 1,814 | 6 | 108 |
| 60 | Cuthbert..... | 80 | 50 | 5,122 | 4,552 | 433 | 194 | 165 | 69 | 22 | 1,218 | 6 | 108 |
| 61 | Remainder of County..... | 31 | 13 | 1,122 | 872 | 72 | 40 | 31 | 31 | 21 | 596 | ... | ... |
| 62 | Richmond County..... | 1,199 | 839 | 151,838 | 143,594 | 16,725 | 7,219 | 6,065 | 1,104 | 306 | 37,127 | 193 | 11,014 |
| 63 | Augusta..... | 1,069 | 741 | 140,680 | 132,920 | 15,812 | 6,798 | 5,717 | 975 | 277 | 33,893 | 174 | 9,902 |
| 64 | Remainder of County..... | 130 | 98 | 11,158 | 10,674 | 913 | 421 | 348 | 129 | 29 | 3,234 | 19 | 1,112 |

Standard Notes: (D) Withheld to avoid disclosure. (NA) Not available. XXX Not applicable. (Z) Less than \$500. ... Represents zero.
³Manchester is in Meriwether and Talbot Counties.

CITIES OF 2,500 INHABITANTS OR MORE — Continued

Kind-of-Business Group — Establishments and Sales

| Kind-of-business group—Continued | | | | | | | | | | | | | | | | | | Line No. |
|----------------------------------|-----------------|-----------------------------|-----------------|--|-----------------|------------------------|-----------------|---------------------------|-----------------|--|-----------------|---------------------------------|-----------------|---------------------------|-----------------|---------------------------|-----------------|----------|
| General merchandise group | | Apparel, accessories stores | | Furniture, home furnishings, appliance dealers | | Automotive group | | Gasoline service stations | | Lumber, bldg. matls., hardware, farm equipment dealers | | Drug stores, proprietary stores | | Other retail stores | | Nonstore retailers | | |
| Estab-lish-ments (Number) | Sales (\$1,000) | Estab-lish-ments (Number) | Sales (\$1,000) | Estab-lish-ments (Number) | Sales (\$1,000) | Estab-lish-ments (No.) | Sales (\$1,000) | Estab-lish-ments (Number) | Sales (\$1,000) | Estab-lish-ments (Number) | Sales (\$1,000) | Estab-lish-ments (No.) | Sales (\$1,000) | Estab-lish-ments (Number) | Sales (\$1,000) | Estab-lish-ments (Number) | Sales (\$1,000) | |
| 11 | 652 | 4 | 155 | 3 | (D) | 5 | 1,579 | 11 | 647 | 2 | (D) | 4 | 142 | 9 | 460 | 1 | (D) | 1 |
| 7 | 258 | 3 | 101 | 6 | 107 | 7 | 611 | 9 | 285 | 3 | 338 | 2 | (D) | 2 | (D) | 2 | (D) | 2 |
| 2 | (D) | ... | ... | 3 | (D) | 1 | (D) | 11 | 288 | 1 | (D) | 3 | 75 | ... | ... | ... | ... | 3 |
| 14 | 3,063 | 38 | 3,954 | 27 | 3,110 | 33 | 10,914 | 60 | 2,879 | 12 | 2,709 | 16 | 1,281 | 63 | 4,125 | 17 | 589 | 4 |
| 9 | 2,875 | 37 | (D) | 23 | (D) | 30 | (D) | 38 | 2,098 | 10 | (D) | 14 | (D) | 49 | 3,057 | 11 | 485 | 5 |
| 5 | 188 | 1 | (D) | 4 | (D) | 3 | (D) | 22 | 781 | 2 | (D) | 2 | (D) | 14 | 1,068 | 6 | 104 | 6 |
| 12 | 436 | 1 | (D) | 1 | (D) | 5 | 752 | 5 | 169 | 1 | (D) | 2 | (D) | 6 | 291 | ... | ... | 7 |
| 9 | 773 | 7 | 442 | 9 | 697 | 7 | 1,586 | 16 | 954 | 6 | 1,013 | 6 | 249 | 7 | 144 | ... | ... | 8 |
| 8 | (D) | 7 | 442 | 8 | (D) | 7 | 1,586 | 11 | (D) | 6 | 1,013 | 6 | 249 | 7 | 144 | ... | ... | 9 |
| 1 | (D) | ... | ... | 1 | (D) | ... | ... | 5 | (D) | ... | ... | ... | ... | ... | ... | ... | ... | 10 |
| 3 | 110 | 1 | (D) | 2 | (D) | 2 | (D) | 10 | 374 | 1 | (D) | 1 | (D) | 4 | (D) | 1 | (D) | 11 |
| 21 | 703 | 3 | 95 | 4 | 240 | 7 | 1,466 | 15 | 543 | 10 | 919 | 5 | 209 | 4 | 480 | 5 | 40 | 12 |
| 10 | 483 | 2 | (D) | 4 | 240 | 6 | (D) | 7 | 303 | 5 | 538 | 3 | (D) | 2 | (D) | 5 | 40 | 13 |
| 11 | 220 | 1 | (D) | ... | ... | 1 | (D) | 8 | 240 | 5 | 381 | 2 | (D) | 2 | (D) | ... | ... | 14 |
| 16 | 657 | 2 | (D) | 1 | (D) | ... | (D) | 13 | 335 | 2 | (D) | 3 | 94 | 8 | 182 | 4 | 22 | 15 |
| 14 | 505 | 5 | 36 | ... | ... | 6 | 570 | 4 | 96 | 2 | (D) | 2 | (D) | 3 | (D) | ... | ... | 16 |
| 24 | 962 | 10 | 566 | 11 | 559 | 8 | 1,615 | 20 | 751 | 6 | 564 | 7 | 367 | 22 | 791 | ... | ... | 17 |
| 6 | 380 | 7 | (D) | 7 | 484 | 6 | (D) | 3 | 156 | 2 | (D) | 2 | (D) | 10 | 429 | ... | ... | 18 |
| 18 | 582 | 3 | (D) | 4 | 75 | 2 | (D) | 17 | 595 | 4 | (D) | 5 | (D) | 12 | 362 | ... | ... | 19 |
| 2 | (D) | 2 | (D) | 2 | (D) | 4 | 1,037 | 7 | 300 | 4 | 433 | 4 | 174 | 7 | 209 | ... | ... | 20 |
| 11 | 2,322 | 9 | 588 | 10 | 476 | 9 | 2,463 | 20 | 1,620 | 8 | 1,085 | 5 | 376 | 18 | 997 | 4 | 56 | 21 |
| 4 | 303 | 3 | 234 | 6 | 248 | 5 | (D) | 6 | (D) | 5 | 413 | 3 | (D) | 11 | 473 | ... | ... | 22 |
| 4 | (D) | 6 | 354 | 4 | 228 | 4 | (D) | 12 | 1,200 | 3 | 672 | 2 | (D) | 7 | 524 | 4 | 56 | 23 |
| 3 | (D) | ... | ... | ... | ... | ... | ... | 2 | (D) | ... | ... | ... | ... | ... | ... | ... | ... | 24 |
| 9 | 404 | 2 | (D) | 2 | (D) | 8 | 1,588 | 19 | 2,173 | 3 | 404 | 1 | (D) | 8 | 214 | 4 | 30 | 25 |
| 6 | 375 | 2 | (D) | 2 | (D) | 8 | 1,588 | 14 | 2,029 | 3 | 404 | 1 | (D) | 4 | (D) | 4 | 30 | 26 |
| 3 | 29 | ... | ... | ... | ... | ... | ... | 5 | 144 | ... | ... | ... | ... | 4 | (D) | ... | ... | 27 |
| 7 | 337 | ... | ... | 2 | (D) | 2 | (D) | 7 | 216 | 2 | (D) | 4 | 43 | 3 | 24 | ... | ... | 28 |
| 16 | 451 | 3 | (D) | 5 | 233 | 5 | 768 | 10 | 446 | 5 | 381 | 2 | (D) | 9 | 290 | ... | ... | 29 |
| 6 | 269 | 2 | (D) | 1 | (D) | 7 | 730 | 19 | 544 | 1 | (D) | 2 | (D) | 9 | 324 | 2 | (D) | 30 |
| 54 | 19,445 | 111 | 11,823 | 86 | 9,126 | 81 | 26,663 | 133 | 9,827 | 28 | 4,112 | 50 | 4,387 | 189 | 11,431 | 62 | 1,456 | 31 |
| 46 | 19,138 | 106 | 11,548 | 84 | (D) | 72 | 24,179 | 108 | 7,662 | 24 | 3,791 | 45 | 4,036 | 179 | 10,924 | 60 | (D) | 32 |
| 8 | 307 | 5 | 275 | 2 | (D) | 9 | 2,484 | 25 | 2,165 | 4 | 321 | 5 | 351 | 10 | 507 | 2 | (D) | 33 |
| 16 | 1,475 | 7 | 664 | 8 | 889 | 18 | 3,349 | 28 | 1,061 | 9 | 754 | 5 | 366 | 26 | 580 | 9 | 150 | 34 |
| 7 | 915 | 7 | 664 | 7 | (D) | 17 | (D) | 23 | 852 | 6 | 514 | 4 | (D) | 21 | 451 | 5 | 102 | 35 |
| 1 | (D) | ... | ... | ... | ... | ... | ... | 1 | (D) | ... | ... | ... | ... | 1 | (D) | 2 | (D) | 36 |
| 8 | (D) | ... | ... | 1 | (D) | ... | (D) | 4 | (D) | 3 | 240 | ... | (D) | 4 | (D) | 2 | (D) | 37 |
| 6 | 98 | ... | ... | ... | ... | 3 | 111 | 6 | 134 | 4 | 36 | ... | ... | 2 | (D) | ... | ... | 38 |
| 7 | 235 | ... | ... | 2 | (D) | 2 | (D) | 12 | 288 | 2 | (D) | 3 | 68 | 1 | (D) | 2 | (D) | 39 |
| 13 | 380 | 1 | (D) | 4 | 160 | 3 | 1,005 | 4 | 178 | 3 | 430 | 2 | (D) | 7 | 193 | 4 | 24 | 40 |
| 7 | 456 | 9 | 532 | 8 | 529 | 14 | 2,953 | 13 | 984 | 6 | 603 | 4 | 333 | 14 | 387 | ... | ... | 41 |
| 6 | (D) | 9 | 532 | 8 | 529 | 12 | (D) | 12 | (D) | 6 | 603 | 4 | 333 | 12 | (D) | ... | ... | 42 |
| 1 | (D) | ... | ... | ... | ... | 2 | (D) | 1 | (D) | ... | ... | ... | ... | 2 | (D) | ... | ... | 43 |
| 7 | 315 | 6 | 377 | 2 | (D) | 4 | 1,370 | 9 | 333 | 6 | 588 | 2 | (D) | 12 | 2,898 | ... | ... | 44 |
| 9 | 1,062 | 2 | (D) | 2 | (D) | 5 | 1,162 | 18 | 502 | 5 | 889 | 5 | 211 | 8 | 1,459 | 1 | (D) | 45 |
| 15 | 617 | 2 | (D) | 4 | 91 | 1 | (D) | 7 | 206 | ... | ... | 1 | (D) | 2 | (D) | 2 | (D) | 46 |
| 24 | 1,433 | 18 | 1,039 | 19 | 1,254 | 18 | 4,704 | 29 | 1,390 | 14 | 1,416 | 10 | 799 | 18 | 761 | 6 | 327 | 47 |
| 17 | 1,132 | 12 | 646 | 10 | 886 | 16 | (D) | 19 | 830 | 10 | 1,012 | 7 | (D) | 13 | 557 | 1 | (D) | 48 |
| 3 | 125 | 6 | 393 | 9 | 368 | 2 | (D) | 4 | (D) | 4 | 404 | 3 | (D) | 5 | 204 | 2 | (D) | 49 |
| 4 | 176 | ... | ... | ... | ... | ... | ... | 5 | (D) | ... | ... | ... | ... | ... | ... | 3 | (D) | 50 |
| 10 | 617 | 8 | 294 | 5 | 344 | 11 | 1,647 | 15 | 456 | 5 | 479 | 5 | 262 | 15 | 1,254 | 3 | 51 | 51 |
| 7 | 547 | 8 | 294 | 5 | 344 | 11 | 1,647 | 13 | (D) | 5 | 479 | 5 | 262 | 15 | 1,254 | 3 | 51 | 52 |
| 3 | 70 | ... | ... | ... | ... | ... | ... | 2 | (D) | ... | ... | ... | ... | ... | ... | ... | ... | 53 |
| 8 | 318 | 1 | (D) | 3 | 169 | 6 | 545 | 15 | 979 | 4 | 194 | 3 | 158 | 14 | 1,453 | 2 | (D) | 54 |
| 7 | (D) | 1 | (D) | 3 | 169 | 6 | 545 | 15 | 979 | 4 | 194 | 3 | 158 | 14 | 1,453 | 2 | (D) | 55 |
| 1 | (D) | ... | ... | ... | ... | ... | ... | ... | ... | ... | ... | ... | ... | ... | ... | ... | ... | 56 |
| 1 | (D) | ... | ... | ... | ... | ... | ... | 3 | 64 | 1 | (D) | ... | ... | 1 | (D) | ... | ... | 57 |
| 4 | 160 | 3 | (D) | 3 | 113 | 7 | 1,209 | 7 | 264 | 1 | (D) | 4 | 160 | 5 | 60 | ... | ... | 58 |
| 13 | 471 | 7 | 350 | 7 | 255 | 5 | 1,404 | 8 | 296 | 7 | (D) | 5 | 391 | 7 | 335 | 3 | (D) | 59 |
| 7 | 367 | 6 | (D) | 7 | 255 | 4 | (D) | 8 | 296 | 6 | 644 | 5 | 391 | 6 | (D) | 3 | (D) | 60 |
| 6 | 104 | 1 | (D) | ... | ... | 1 | (D) | ... | ... | 1 | (D) | ... | ... | 1 | (D) | ... | ... | 61 |
| 47 | 22,440 | 89 | 10,396 | 68 | 8,135 | 81 | 30,074 | 140 | 9,272 | 29 | 6,252 | 28 | 3,990 | 181 | 11,447 | 37 | 1,691 | 62 |
| 37 | 22,006 | 88 | (D) | 65 | 7,717 | 76 | 28,782 | 113 | 6,953 | 24 | 5,767 | 26 | (D) | 160 | 10,459 | 29 | 1,115 | 63 |
| 10 | 434 | 1 | (D) | 3 | 419 | 5 | 1,292 | 27 | 2,319 | 5 | 485 | 2 | (D) | 21 | 988 | 8 | 576 | 64 |

Table 102. RETAIL TRADE: 1954 — COUNTIES;

Total Retail — Establishments, Sales, Payroll, and Personnel;

| Line No. | County and city | Total | | | | | | | Kind-of-business group | | | | |
|----------|--------------------------------------|----------------|-----------------------|-------------------------------------|---------------------------------------|--------------------------------|--|------------------------|---|-------------------------|-----------------|-------------------------|-----------------|
| | | Establishments | | Sales | | Payroll, entire year (\$1,000) | Paid employees, workweek ended nearest Nov. 15 | | Proprietors (unincorporated businesses only) (Number) | Food stores | | Eating, drinking places | |
| | | Total (Number) | With payroll (Number) | Total, all establishments (\$1,000) | Establishments with payroll (\$1,000) | | Total (Number) | Full workweek (Number) | | Establishments (Number) | Sales (\$1,000) | Establishments (Number) | Sales (\$1,000) |
| 1 | Rockdale County..... | 80 | 42 | 4,691 | 3,923 | 336 | 167 | 115 | 88 | 27 | 1,753 | 6 | 200 |
| 2 | Schley County..... | 32 | 18 | 1,875 | 1,601 | 81 | 57 | 39 | 31 | 6 | 210 | 3 | 19 |
| 3 | Screven County..... | 128 | 68 | 8,368 | 7,276 | 638 | 344 | 277 | 123 | 43 | 2,128 | 19 | 642 |
| 4 | Sylvania..... | 88 | 54 | 7,311 | 6,631 | 592 | 298 | 243 | 83 | 25 | 1,761 | 14 | 450 |
| 5 | Remainder of County..... | 40 | 14 | 1,057 | 645 | 46 | 46 | 34 | 40 | 18 | 367 | 5 | 192 |
| 6 | Seminole County..... | 79 | 41 | 5,038 | 4,178 | 351 | 189 | 156 | 73 | 33 | 1,107 | 4 | 74 |
| 7 | Donalsonville..... | 62 | 40 | 4,688 | (D) | (D) | (D) | (D) | (D) | 19 | 845 | 3 | (D) |
| 8 | Remainder of County..... | 17 | 1 | 350 | (D) | (D) | (D) | (D) | (D) | 14 | 262 | 1 | (D) |
| 9 | Spalding County..... | 345 | 229 | 28,321 | 25,961 | 2,985 | 1,444 | 1,155 | 362 | 98 | 7,649 | 45 | 1,158 |
| 10 | Griffin..... | 290 | 192 | 25,536 | 23,588 | 2,794 | 1,347 | 1,067 | 306 | 76 | 6,497 | 39 | 934 |
| 11 | Remainder of County..... | 55 | 37 | 2,785 | 2,373 | 191 | 97 | 88 | 56 | 22 | 1,152 | 6 | 224 |
| 12 | Stephens County..... | 179 | 105 | 13,239 | 11,511 | 1,064 | 536 | 427 | 180 | 59 | 3,344 | 14 | 323 |
| 13 | Toccoa..... | 155 | 95 | 11,947 | 10,425 | 1,039 | 505 | 409 | 151 | 44 | 2,391 | 12 | (D) |
| 14 | Remainder of County..... | 24 | 10 | 1,292 | 1,086 | 45 | 31 | 18 | 29 | 15 | 953 | 2 | (D) |
| 15 | Stewart County..... | 77 | 41 | 4,175 | 3,407 | 337 | 202 | 158 | 72 | 29 | 1,621 | 2 | (D) |
| 16 | Sumter County..... | 222 | 156 | 15,856 | 14,922 | 1,456 | 774 | 639 | 223 | 64 | 4,400 | 17 | 450 |
| 17 | Americus..... | 185 | 131 | 14,100 | 13,272 | 1,456 | 687 | 572 | 186 | 49 | 3,888 | 15 | (D) |
| 18 | Remainder of County..... | 37 | 25 | 1,756 | 1,650 | 116 | 87 | 67 | 37 | 15 | 512 | 2 | (D) |
| 19 | Talbot County..... | 57 | 27 | 2,377 | 1,847 | 105 | 80 | 64 | 60 | 18 | 501 | 2 | (D) |
| 20 | Manchester (part) ¹ | ... | ... | ... | ... | ... | ... | ... | ... | ... | ... | ... | ... |
| 21 | Remainder of County..... | 57 | 27 | 2,377 | 1,847 | 105 | 80 | 64 | 60 | 18 | 501 | 2 | (D) |
| 22 | Taliaferro County..... | 35 | 13 | 1,131 | 641 | 35 | 27 | 21 | 37 | 12 | 289 | 1 | (D) |
| 23 | Tattnall County..... | 116 | 80 | 7,874 | 7,198 | 561 | 299 | 250 | 109 | 34 | 1,695 | 10 | 260 |
| 24 | Taylor County..... | 91 | 39 | 3,999 | 3,369 | 230 | 133 | 102 | 91 | 22 | 602 | 10 | 115 |
| 25 | Telfair County..... | 126 | 84 | 7,121 | 6,161 | 517 | 288 | 246 | 110 | 44 | 2,133 | 13 | 233 |
| 26 | Terrell County..... | 119 | 75 | 8,769 | 8,099 | 639 | 394 | 303 | 104 | 41 | 2,475 | 6 | 145 |
| 27 | Dawson..... | 96 | 68 | 8,215 | 7,883 | 627 | 378 | 294 | 82 | 30 | 2,194 | 6 | 145 |
| 28 | Remainder of County..... | 23 | 7 | 554 | 216 | 12 | 16 | 9 | 22 | 11 | 281 | ... | ... |
| 29 | Thomas County..... | 352 | 224 | 27,447 | 25,329 | 2,623 | 1,259 | 1,048 | 341 | 120 | 6,756 | 27 | 1,101 |
| 30 | Thomasville..... | 249 | 173 | 23,442 | 22,384 | 2,349 | 1,094 | 923 | 236 | 76 | 5,412 | 22 | 1,034 |
| 31 | Remainder of County..... | 103 | 51 | 4,005 | 2,945 | 274 | 165 | 125 | 105 | 44 | 1,344 | 5 | 67 |
| 32 | Tift County..... | 239 | 159 | 17,488 | 16,100 | 1,645 | 785 | 666 | 229 | 72 | 4,717 | 20 | 777 |
| 33 | Tifton..... | 198 | 136 | 16,260 | 15,136 | 1,567 | 734 | 631 | 188 | 50 | 3,885 | 17 | (D) |
| 34 | Remainder of County..... | 41 | 23 | 1,228 | 964 | 78 | 51 | 35 | 41 | 22 | 832 | 3 | (D) |
| 35 | Toombs County..... | 206 | 134 | 14,476 | 13,466 | 1,508 | 634 | 527 | 203 | 43 | 3,329 | 18 | 337 |
| 36 | Lyons..... | 83 | 45 | 4,420 | 3,832 | 411 | 185 | 147 | 88 | 19 | 1,115 | 7 | 140 |
| 37 | Vidalia..... | 110 | 80 | 9,773 | 9,421 | 1,050 | 432 | 363 | 108 | 14 | 2,048 | 11 | 197 |
| 38 | Remainder of County..... | 13 | 9 | 283 | 213 | 47 | 17 | 17 | 7 | 10 | 166 | ... | ... |
| 39 | Towns County..... | 50 | 12 | 1,329 | 745 | 42 | 24 | 23 | 47 | 12 | 159 | 5 | 58 |
| 40 | Treutlen County..... | 45 | 29 | 2,149 | 1,913 | 145 | 94 | 67 | 47 | 16 | 804 | 6 | 80 |
| 41 | Troup County..... | 552 | 322 | 39,558 | 35,490 | 3,581 | 1,755 | 1,425 | 562 | 174 | 9,581 | 57 | 1,808 |
| 42 | Hogansville..... | 56 | 36 | 3,503 | 3,129 | 295 | 150 | 112 | 58 | 14 | 915 | 5 | 143 |
| 43 | La Grange..... | 355 | 187 | 24,043 | 20,955 | 2,074 | 1,038 | 838 | 360 | 120 | 7,154 | 37 | 1,250 |
| 44 | West Point..... | 99 | 77 | 10,647 | 10,379 | 1,144 | 521 | 436 | 94 | 19 | 1,082 | 7 | 212 |
| 45 | Remainder of County..... | 42 | 22 | 1,365 | 1,027 | 68 | 46 | 39 | 50 | 21 | 430 | 8 | 203 |
| 46 | Turner County..... | 107 | 59 | 6,064 | 5,338 | 449 | 209 | 169 | 94 | 27 | 1,314 | 12 | 191 |
| 47 | Ashburn..... | 78 | 50 | 5,166 | 4,802 | 403 | 182 | 150 | 66 | 23 | (D) | 7 | 127 |
| 48 | Remainder of County..... | 29 | 9 | 898 | 536 | 46 | 27 | 19 | 28 | 4 | (D) | 5 | 64 |
| 49 | Twiggs County..... | 33 | 19 | 922 | 586 | 31 | 34 | 18 | 32 | 9 | 211 | 2 | (D) |
| 50 | Union County..... | 48 | 22 | 2,862 | 2,176 | 130 | 74 | 67 | 53 | 12 | 274 | 6 | 80 |
| 51 | Upson County..... | 266 | 156 | 17,205 | 15,307 | 1,540 | 779 | 592 | 256 | 82 | 5,729 | 35 | 726 |
| 52 | East Thomaston..... | 4 | 4 | 139 | 139 | 8 | 5 | 4 | 4 | 2 | (D) | ... | ... |
| 53 | Silvertown..... | 8 | 6 | 432 | 414 | 44 | 34 | 21 | 8 | 2 | (D) | 1 | (D) |
| 54 | Thomaston..... | 225 | 135 | 15,149 | 13,609 | 1,408 | 688 | 529 | 213 | 66 | 4,687 | 26 | (D) |
| 55 | Remainder of County..... | 29 | 11 | 1,485 | 1,145 | 60 | 52 | 38 | 31 | 12 | 776 | 8 | 223 |
| 56 | Walker County..... | 335 | 171 | 19,391 | 15,821 | 1,376 | 701 | 561 | 385 | 125 | 5,287 | 21 | 603 |
| 57 | La Fayette..... | 117 | 55 | 8,178 | 6,644 | 452 | 271 | 210 | 142 | 37 | 1,720 | 8 | 237 |
| 58 | Rossville..... | 86 | 52 | 5,050 | 4,394 | 472 | 240 | 192 | 92 | 38 | 1,597 | 8 | 307 |
| 59 | Remainder of County..... | 132 | 64 | 6,163 | 4,783 | 452 | 190 | 159 | 151 | 50 | 1,970 | 5 | 59 |
| 60 | Walton County..... | 186 | 112 | 11,209 | 9,997 | 959 | 515 | 392 | 198 | 62 | 3,723 | 18 | 306 |
| 61 | Monroe..... | 110 | 78 | 8,023 | 7,621 | 780 | 413 | 308 | 110 | 32 | 2,034 | 12 | 202 |
| 62 | Remainder of County..... | 76 | 34 | 3,186 | 2,376 | 179 | 102 | 84 | 86 | 30 | 1,689 | 6 | 104 |
| 63 | Ware County..... | 345 | 221 | 31,209 | 28,953 | 3,061 | 1,391 | 1,206 | 327 | 90 | 6,594 | 36 | 1,036 |
| 64 | Waycross..... | 300 | 206 | 29,518 | 27,782 | 2,943 | 1,339 | 1,154 | 285 | 66 | 6,076 | 27 | 864 |
| 65 | Remainder of County..... | 45 | 15 | 1,691 | 1,171 | 118 | 52 | 52 | 42 | 24 | 518 | 9 | 172 |
| 66 | Warren County..... | 65 | 35 | 3,416 | 2,964 | 207 | 127 | 91 | 68 | 31 | 858 | 1 | (D) |

Standard Notes: (D) Withheld to avoid disclosure. (NA) Not available. XXX Not applicable. (Z) Less than \$500. ... Represents zero.
¹Manchester is in Meriwether and Talbot Counties.

CITIES OF 2,500 INHABITANTS OR MORE — Continued

Kind-of-Business Group — Establishments and Sales

| Kind-of-business group—Continued | | | | | | | | | | | | | | | | | | Line No. | |
|----------------------------------|-----------------|-----------------------------|-----------------|--|-----------------|----------------------|-----------------|---------------------------|-----------------|---|-----------------|---------------------------------|-----------------|-------------------------|-----------------|-------------------------|-----------------|----------|----|
| General merchandise group | | Apparel, accessories stores | | Furniture, home furnishings, appliance dealers | | Automotive group | | Gasoline service stations | | Lumber, bldg. mats., hardware, farm equipment dealers | | Drug stores, proprietary stores | | Other retail stores | | Nonstore retailers | | | |
| Establishments (Number) | Sales (\$1,000) | Establishments (Number) | Sales (\$1,000) | Establishments (Number) | Sales (\$1,000) | Establishments (No.) | Sales (\$1,000) | Establishments (Number) | Sales (\$1,000) | Establishments (Number) | Sales (\$1,000) | Establishments (No.) | Sales (\$1,000) | Establishments (Number) | Sales (\$1,000) | Establishments (Number) | Sales (\$1,000) | | |
| 14 | 599 | ... | ... | 6 | 418 | 4 | 820 | 4 | 110 | 3 | 260 | 3 | (D) | 10 | (D) | 3 | 46 | 1 | |
| 5 | 248 | 2 | (D) | 2 | (D) | 1 | (D) | 6 | 338 | ... | ... | 2 | (D) | 5 | (D) | ... | ... | 2 | |
| 18 | 992 | ... | (D) | 3 | 385 | 9 | 1,490 | 10 | 505 | 5 | 1,388 | 4 | (D) | 17 | 648 | ... | ... | 3 | |
| 6 | 544 | ... | (D) | 3 | 385 | 8 | (D) | 10 | 505 | 5 | 1,388 | 2 | (D) | 15 | (D) | ... | ... | 4 | |
| 12 | 448 | ... | ... | ... | ... | 1 | (D) | ... | ... | ... | ... | 2 | (D) | 2 | (D) | ... | ... | 5 | |
| 2 | (D) | 3 | (D) | 5 | 284 | 5 | 1,510 | 6 | 505 | 7 | 742 | 2 | (D) | 8 | 315 | 2 | (D) | 6 | |
| 2 | (D) | 3 | (D) | 5 | 284 | 5 | 1,510 | 8 | 505 | 5 | (D) | 2 | (D) | 8 | 315 | 2 | (D) | 7 | |
| ... | ... | ... | ... | ... | ... | ... | ... | ... | ... | 2 | (D) | ... | ... | ... | ... | ... | ... | 8 | |
| 22 | 2,024 | 26 | 2,293 | 15 | 1,888 | 25 | 5,356 | 47 | 2,730 | 17 | 2,688 | 7 | 875 | 27 | 1,431 | 16 | 229 | 9 | |
| 19 | 1,943 | 26 | 2,293 | 15 | 1,888 | 21 | 4,903 | 35 | 2,315 | 14 | 2,281 | 7 | 875 | 24 | (D) | 14 | (D) | 10 | |
| 3 | 81 | ... | ... | ... | ... | 4 | 453 | 12 | 415 | 3 | 407 | ... | ... | 3 | (D) | 2 | (D) | 11 | |
| 9 | 1,225 | 13 | 727 | 15 | 1,014 | 15 | 3,288 | 18 | 756 | 11 | 992 | 3 | 356 | 15 | 1,117 | 7 | 97 | 12 | |
| 8 | (D) | 13 | 727 | 15 | 1,014 | 15 | 3,288 | 16 | (D) | 11 | (D) | 3 | 356 | 13 | (D) | 5 | (D) | 13 | |
| 1 | (D) | ... | ... | ... | ... | ... | ... | 2 | (D) | ... | (D) | ... | ... | 2 | (D) | 2 | (D) | 14 | |
| 10 | 274 | 3 | 124 | 1 | (D) | 8 | 1,202 | 9 | 455 | 1 | (D) | 5 | 151 | 6 | 138 | 3 | 10 | 15 | |
| 12 | 1,165 | 25 | 1,465 | 14 | 796 | 13 | 2,912 | 30 | 1,503 | 11 | 1,221 | 8 | (D) | 27 | 1,207 | 1 | (D) | 16 | |
| 8 | 679 | 25 | 1,465 | 14 | 796 | 12 | (D) | 23 | 1,326 | 10 | (D) | 6 | 543 | 22 | 789 | 1 | (D) | 17 | |
| 4 | 486 | ... | ... | ... | ... | 1 | (D) | 7 | 177 | 1 | (D) | 2 | (D) | 5 | 418 | ... | ... | 18 | |
| 8 | 328 | 1 | (D) | 3 | 66 | 2 | (D) | 12 | 443 | 2 | (D) | 1 | (D) | 8 | 132 | ... | ... | 19 | |
| ... | ... | ... | ... | ... | ... | ... | ... | ... | ... | ... | ... | ... | ... | ... | ... | ... | ... | ... | 20 |
| 8 | 328 | 1 | (D) | 3 | 66 | 2 | (D) | 12 | 443 | 2 | (D) | 1 | (D) | 8 | 132 | ... | ... | 21 | |
| 5 | 297 | 2 | (D) | 1 | (D) | ... | ... | 8 | 134 | 1 | (D) | 1 | (D) | 4 | 182 | ... | ... | 22 | |
| 7 | 491 | 2 | (D) | 9 | 319 | 7 | 2,656 | 21 | 1,353 | 9 | 461 | 5 | 198 | 8 | (D) | 4 | 99 | 23 | |
| 17 | 972 | 4 | 96 | 6 | 157 | 5 | 1,059 | 5 | 92 | 3 | 177 | 2 | (D) | 13 | (D) | 4 | 80 | 24 | |
| 14 | 707 | 4 | 207 | 5 | 397 | 5 | 1,452 | 24 | 1,131 | 4 | 315 | 4 | 293 | 9 | 313 | ... | ... | 25 | |
| 10 | 448 | 9 | 690 | 7 | 176 | 8 | 2,423 | 14 | 612 | 10 | 929 | 3 | 329 | 7 | 508 | 4 | 34 | 26 | |
| 3 | 254 | 9 | 690 | 7 | 176 | 8 | 2,423 | 10 | (D) | 10 | 929 | 2 | (D) | 7 | 508 | 4 | 34 | 27 | |
| 7 | 194 | ... | ... | ... | ... | ... | ... | 4 | (D) | ... | ... | 1 | (D) | ... | ... | ... | ... | 28 | |
| 23 | 2,317 | 21 | 1,593 | 17 | 930 | 19 | 5,589 | 39 | 2,522 | 18 | 2,100 | 17 | 1,311 | 36 | 3,037 | 15 | 191 | 29 | |
| 9 | 1,746 | 19 | (D) | 17 | 930 | 16 | (D) | 27 | 2,165 | 13 | 1,840 | 13 | 1,142 | 26 | 2,394 | 11 | 141 | 30 | |
| 14 | 571 | 2 | (D) | ... | ... | 3 | (D) | 12 | 357 | 5 | 260 | 4 | 169 | 10 | 643 | 4 | 50 | 31 | |
| 9 | 776 | 19 | 1,423 | 15 | 1,285 | 18 | 3,297 | 30 | 1,477 | 11 | 1,582 | 7 | (D) | 35 | 1,515 | 3 | (D) | 32 | |
| 6 | 707 | 18 | (D) | 13 | (D) | 17 | (D) | 23 | 1,267 | 11 | 1,562 | 5 | 516 | 35 | 1,515 | 3 | (D) | 33 | |
| 3 | 69 | 1 | (D) | 2 | (D) | 1 | (D) | 7 | 190 | ... | ... | 2 | (D) | ... | ... | ... | ... | 34 | |
| 19 | 664 | 20 | 1,201 | 10 | 549 | 10 | 3,819 | 32 | 1,258 | 12 | 1,418 | 8 | 494 | 29 | 1,289 | 5 | 118 | 35 | |
| 10 | 296 | 4 | 258 | 3 | 74 | 4 | 869 | 15 | 434 | 6 | 689 | 3 | 147 | 10 | (D) | 2 | (D) | 36 | |
| 8 | (D) | 16 | 943 | 7 | 475 | 6 | 2,950 | 17 | 824 | 6 | 729 | 5 | 347 | 17 | 600 | 3 | (D) | 37 | |
| 1 | (D) | ... | ... | ... | ... | ... | ... | ... | ... | ... | ... | ... | ... | 2 | (D) | ... | ... | 38 | |
| 10 | 289 | 1 | (D) | 4 | 56 | 2 | (D) | 6 | 92 | 4 | (D) | 1 | (D) | 3 | (D) | 2 | (D) | 39 | |
| 4 | 341 | ... | ... | 4 | 214 | 1 | (D) | 5 | 188 | 2 | (D) | 2 | (D) | 5 | 69 | ... | ... | 40 | |
| 33 | 4,588 | 40 | 3,087 | 36 | 2,753 | 40 | 9,148 | 69 | 3,138 | 14 | 1,168 | 14 | 1,161 | 54 | 2,860 | 21 | 266 | 41 | |
| 5 | 291 | 3 | (D) | 3 | (D) | 5 | 1,002 | 10 | (D) | 2 | (D) | 3 | 125 | 3 | 103 | 2 | (D) | 42 | |
| 18 | 2,550 | 23 | 1,466 | 26 | 1,541 | 24 | 4,880 | 42 | 1,733 | 9 | 576 | 8 | 824 | 32 | 1,694 | 16 | 175 | 43 | |
| 6 | 1,598 | 13 | 1,359 | 6 | 997 | 10 | 3,266 | 10 | 656 | 3 | (D) | 3 | 212 | 19 | 863 | 3 | (D) | 44 | |
| 4 | 149 | 1 | (D) | 1 | (D) | ... | ... | 7 | (D) | ... | ... | ... | ... | ... | ... | ... | ... | 45 | |
| 13 | 368 | 5 | 268 | 5 | 122 | 6 | 1,153 | 15 | 829 | 9 | 1,203 | 5 | 165 | 10 | 451 | ... | ... | 46 | |
| 4 | 73 | 5 | 268 | 5 | 122 | 6 | 1,153 | 11 | 677 | 9 | 1,203 | 3 | (D) | 5 | 178 | ... | ... | 47 | |
| 9 | 295 | ... | ... | ... | ... | ... | ... | 4 | 152 | ... | ... | 2 | (D) | 5 | 273 | ... | ... | 48 | |
| 8 | 314 | ... | ... | ... | ... | 2 | (D) | 7 | 100 | ... | ... | 2 | (D) | 3 | 38 | ... | ... | 49 | |
| 8 | 529 | 2 | (D) | 2 | (D) | 5 | 768 | 4 | 231 | 3 | 385 | 2 | (D) | 4 | 349 | ... | ... | 50 | |
| 24 | 1,140 | 27 | 1,195 | 10 | 950 | 20 | 3,411 | 31 | 1,465 | 9 | 655 | 8 | 594 | 17 | 1,192 | 3 | 148 | 51 | |
| 1 | (D) | ... | ... | ... | ... | ... | ... | 1 | (D) | ... | ... | ... | ... | ... | ... | ... | ... | 52 | |
| 3 | (D) | 1 | (D) | ... | ... | ... | ... | ... | ... | ... | ... | 1 | (D) | ... | ... | ... | ... | 53 | |
| 15 | 824 | 26 | (D) | 10 | 950 | 19 | (D) | 28 | 1,397 | 9 | 655 | 6 | (D) | 17 | 1,192 | 3 | (D) | 54 | |
| 5 | 189 | ... | ... | ... | ... | 1 | (D) | 2 | (D) | ... | ... | 1 | (D) | ... | ... | ... | (D) | 55 | |
| 22 | 1,976 | 24 | 1,787 | 16 | 947 | 21 | 2,999 | 43 | 2,221 | 14 | 767 | 13 | 886 | 19 | 1,572 | 17 | 346 | 56 | |
| 6 | 954 | 9 | 416 | 5 | 209 | 11 | 2,263 | 17 | 765 | 8 | (D) | 5 | 280 | 5 | (D) | 6 | (D) | 57 | |
| 4 | 292 | 7 | 743 | 5 | 556 | 3 | 68 | 9 | 796 | 1 | (D) | 4 | 284 | 5 | (D) | 2 | (D) | 58 | |
| 12 | 730 | 8 | 628 | 6 | 182 | 7 | 668 | 17 | 660 | 5 | 330 | 4 | 322 | 9 | 472 | 9 | 142 | 59 | |
| 26 | 1,484 | 9 | 106 | 8 | 464 | 10 | 2,418 | 21 | 751 | 9 | 1,190 | 6 | (D) | 15 | 444 | 2 | (D) | 60 | |
| 14 | 1,069 | 8 | (D) | 4 | 347 | 7 | 2,180 | 9 | 442 | 7 | (D) | 5 | 258 | 10 | 378 | 2 | (D) | 61 | |
| 12 | 415 | 1 | (D) | 4 | 117 | 3 | 238 | 12 | 309 | 2 | (D) | 1 | (D) | 5 | 66 | ... | ... | 62 | |
| 16 | 2,729 | 25 | 1,867 | 18 | 2,834 | 21 | 6,668 | 53 | 3,053 | 19 | 2,801 | 15 | 1,189 | 45 | 2,005 | 7 | 433 | 63 | |
| 14 | (D) | 25 | 1,867 | 18 | 2,834 | 21 | (D) | 45 | 3,017 | 17 | (D) | 15 | 1,189 | 41 | 1,866 | 7 | 433 | 64 | |
| 2 | (D) | ... | ... | ... | ... | ... | ... | 4 | 36 | 2 | (D) | ... | ... | 4 | 139 | ... | ... | 65 | |
| 4 | 101 | 3 | 163 | 4 | 233 | 3 | (D) | 8 | 269 | 4 | 210 | 2 | (D) | 3 | 28 | 2 | (D) | 66 | |

RETAIL TRADE — AREA STATISTICS

Table 102. RETAIL TRADE: 1954 — COUNTIES;
Total Retail — Establishments, Sales, Payroll, and Personnel;

| Line No. | County and city | Total | | | | | | | Kind-of-business group | | | | |
|----------|--------------------------|----------------|-----------------------|-------------------------------------|---------------------------------------|--------------------------------|--|------------------------|---|---------------------------|-----------------|---------------------------|-----------------|
| | | Establishments | | Sales | | Payroll, entire year (\$1,000) | Paid employees, workweek ended nearest Nov. 15 | | Proprietors (unincorporated businesses only) (Number) | Food stores | | Eating, drinking places | |
| | | Total (Number) | With payroll (Number) | Total, all establishments (\$1,000) | Establishments with payroll (\$1,000) | | Total (Number) | Full workweek (Number) | | Estab-lish-ments (Number) | Sales (\$1,000) | Estab-lish-ments (Number) | Sales (\$1,000) |
| 1 | Washington County..... | 173 | 95 | 8,212 | 7,018 | 510 | 333 | 266 | 179 | 56 | 2,326 | 11 | 162 |
| 2 | Sandersville..... | 88 | 64 | 5,620 | 5,262 | 396 | 249 | 199 | 89 | 28 | 1,600 | 8 | 147 |
| 3 | Remainder of County..... | 85 | 31 | 2,592 | 1,756 | 114 | 84 | 67 | 90 | 28 | 726 | 3 | 15 |
| 4 | Wayne County..... | 171 | 93 | 12,406 | 10,944 | 867 | 444 | 367 | 189 | 48 | 3,107 | 24 | 961 |
| 5 | Jesup..... | 124 | 68 | 10,553 | 9,567 | 753 | 352 | 283 | 145 | 27 | 2,479 | 16 | 539 |
| 6 | Remainder of County..... | 47 | 25 | 1,853 | 1,377 | 114 | 92 | 84 | 44 | 21 | 628 | 8 | 422 |
| 7 | Webster County..... | 17 | 3 | 338 | 152 | 13 | 14 | 7 | 15 | 7 | 90 | ... | ... |
| 8 | Wheeler County..... | 43 | 21 | 1,122 | 744 | 63 | 27 | 24 | 38 | 20 | 460 | 1 | (D) |
| 9 | White County..... | 62 | 16 | 2,185 | 1,551 | 62 | 35 | 32 | 67 | 14 | 124 | 3 | 60 |
| 10 | Whitfield County..... | 369 | 189 | 29,778 | 25,468 | 2,365 | 1,148 | 913 | 404 | 116 | 7,078 | 34 | 1,051 |
| 11 | Dalton..... | 297 | 167 | 27,001 | 23,585 | 2,268 | 1,092 | 865 | 320 | 93 | 6,485 | 24 | 909 |
| 12 | Remainder of County..... | 72 | 22 | 2,777 | 1,883 | 97 | 56 | 48 | 84 | 23 | 593 | 10 | 142 |
| 13 | Wilcox County..... | 73 | 37 | 2,937 | 2,301 | 160 | 94 | 72 | 77 | 28 | 918 | 6 | 44 |
| 14 | Wilkes County..... | 103 | 57 | 6,981 | 6,189 | 545 | 275 | 218 | 104 | 36 | 1,698 | 7 | 128 |
| 15 | Washington..... | 77 | 47 | 6,227 | 5,689 | 507 | 246 | 200 | 80 | 26 | 1,300 | 7 | 128 |
| 16 | Remainder of County..... | 26 | 10 | 754 | 500 | 38 | 29 | 18 | 24 | 10 | 398 | ... | ... |
| 17 | Wilkinson County..... | 55 | 29 | 2,532 | 2,060 | 147 | 84 | 66 | 59 | 25 | 954 | 6 | 54 |
| 18 | Worth County..... | 132 | 70 | 6,288 | 5,098 | 453 | 227 | 171 | 134 | 47 | 1,866 | 9 | 162 |
| 19 | Sylvester..... | 92 | 58 | 5,346 | 4,608 | 422 | 206 | 155 | 95 | 25 | 1,378 | 6 | 113 |
| 20 | Remainder of County..... | 40 | 12 | 942 | 490 | 31 | 21 | 16 | 39 | 22 | 488 | 3 | 49 |

Standard Notes: (D) Withheld to avoid disclosure. (NA) Not available. XXX Not applicable. (Z) Less than \$500. ... Represents zero.

CITIES OF 2,500 INHABITANTS OR MORE — Continued

Kind-of-Business Group — Establishments and Sales

| Kind-of-business group—Continued | | | | | | | | | | | | | | | | | | Line No. |
|----------------------------------|-----------------|-----------------------------|-----------------|--|-----------------|------------------------|-----------------|---------------------------|-----------------|--|-----------------|---------------------------------|-----------------|---------------------------|-----------------|---------------------------|-----------------|----------|
| General merchandise group | | Apparel, accessories stores | | Furniture, home furnishings, appliance dealers | | Automotive group | | Gasoline service stations | | Lumber, bldg. matls., hardware, farm equipment dealers | | Drug stores, proprietary stores | | Other retail stores | | Nonstore retailers | | |
| Estab-lish-ments (Number) | Sales (\$1,000) | Estab-lish-ments (Number) | Sales (\$1,000) | Estab-lish-ments (Number) | Sales (\$1,000) | Estab-lish-ments (No.) | Sales (\$1,000) | Estab-lish-ments (Number) | Sales (\$1,000) | Estab-lish-ments (Number) | Sales (\$1,000) | Estab-lish-ments (No.) | Sales (\$1,000) | Estab-lish-ments (Number) | Sales (\$1,000) | Estab-lish-ments (Number) | Sales (\$1,000) | |
| 27 | 817 | 11 | 488 | 8 | 475 | 7 | 726 | 24 | 837 | 11 | 1,094 | 4 | 211 | 14 | 1,076 | ... | ... | 1 |
| 12 | 537 | 9 | (D) | 6 | (D) | 7 | 726 | 6 | 437 | 5 | 297 | 2 | (D) | 5 | (D) | ... | ... | 2 |
| 15 | 280 | 2 | (D) | 2 | (D) | ... | ... | 18 | 400 | 6 | 797 | 2 | (D) | 9 | (D) | ... | ... | 3 |
| 11 | 603 | 12 | 639 | 9 | 365 | 7 | 3,020 | 17 | 1,215 | 11 | 1,423 | 7 | 518 | 21 | 503 | 4 | 52 | 4 |
| 9 | (D) | 12 | 639 | 9 | 365 | 7 | 3,020 | 10 | 693 | 5 | 1,274 | 5 | (D) | 17 | 349 | 4 | 52 | 5 |
| 2 | (D) | ... | ... | ... | ... | ... | ... | 7 | 322 | 3 | 149 | 2 | (D) | 4 | 154 | ... | ... | 6 |
| 3 | (D) | ... | ... | ... | ... | ... | ... | 5 | 149 | ... | ... | 2 | (D) | ... | ... | ... | ... | 7 |
| 3 | 97 | 1 | (D) | 3 | 61 | ... | ... | 7 | 191 | ... | ... | 1 | (D) | 7 | 272 | ... | ... | 8 |
| 6 | 379 | 3 | 49 | 1 | (D) | 4 | (D) | 15 | 387 | 1 | (D) | 3 | 15 | 9 | 428 | 3 | 28 | 9 |
| 22 | 1,973 | 25 | 1,774 | 26 | 2,203 | 40 | 5,794 | 38 | 2,089 | 18 | 4,095 | 10 | 912 | 34 | 2,761 | 6 | 48 | 10 |
| 9 | 1,568 | 25 | 1,774 | 19 | 2,073 | 37 | 5,628 | 31 | 1,607 | 15 | 4,019 | 10 | 912 | 30 | (D) | 4 | (D) | 11 |
| 13 | 405 | ... | ... | 7 | 130 | 3 | 166 | 7 | 482 | 3 | 76 | ... | ... | 4 | (D) | 2 | (D) | 12 |
| 9 | 368 | 1 | (D) | 3 | 115 | 3 | (D) | 9 | 354 | 1 | (D) | 5 | 70 | 6 | 546 | 2 | (D) | 13 |
| 11 | 802 | 4 | 251 | 5 | 227 | 5 | 1,546 | 13 | 668 | 5 | 987 | 3 | 242 | 14 | 432 | ... | ... | 14 |
| 4 | 572 | 4 | 251 | 5 | 227 | 5 | 1,546 | 13 | 668 | 5 | 987 | 3 | 242 | 5 | 306 | ... | ... | 15 |
| 7 | 230 | ... | ... | ... | ... | ... | ... | ... | ... | ... | ... | ... | ... | 9 | 126 | ... | ... | 16 |
| 5 | 157 | 2 | (D) | 3 | 89 | 3 | 811 | 3 | 197 | ... | ... | 5 | 168 | 3 | (D) | ... | ... | 17 |
| 9 | 502 | 7 | 243 | 4 | 152 | 7 | 1,093 | 16 | 727 | 10 | 1,005 | 6 | 218 | 14 | 289 | 3 | 31 | 18 |
| 4 | (D) | 7 | 243 | 4 | 152 | 7 | 1,093 | 13 | (D) | 9 | (D) | 2 | (D) | 12 | (D) | 3 | 31 | 19 |
| 5 | (D) | ... | ... | ... | ... | ... | ... | 3 | (D) | 1 | (D) | 4 | (D) | 2 | (D) | ... | ... | 20 |

Table 102A. RETAIL TRADE: 1948¹—COUNTIES, CITIES OF 2,500 INHABITANTS OR MORE

Establishments and Sales

| County and city | Establishments, 1948 (Number) | Sales, 1948 (\$1,000) | County and city | Establishments, 1948 (Number) | Sales, 1948 (\$1,000) | County and city | Establishments, 1948 (Number) | Sales, 1948 (\$1,000) |
|--|----------------------------------|--------------------------|--|----------------------------------|--------------------------|--------------------------|----------------------------------|--------------------------|
| Georgia, total..... | 31,732 | 2,097,681 | Cobb County..... | 538 | 33,294 | Gordon County..... | 182 | 7,521 |
| Appling County..... | 88 | 4,099 | Marietta..... | 209 | 22,107 | Calhoun..... | 96 | 5,465 |
| Baxley..... | 66 | 3,778 | Remainder of County..... | 329 | 11,187 | Remainder of County..... | 86 | 2,056 |
| Remainder of County..... | 22 | 321 | Coffee County..... | 200 | 12,740 | Grady County..... | 142 | 7,243 |
| Atkinson County..... | 62 | 1,564 | Douglas..... | 150 | 11,371 | Cairo..... | 108 | 6,485 |
| Bacon County..... | 90 | 3,831 | Remainder of County..... | 50 | 1,369 | Remainder of County..... | 34 | 758 |
| Baker County..... | 40 | 715 | Colquitt County..... | 327 | 19,191 | Greene County..... | 121 | 5,338 |
| Baldwin County..... | 174 | 9,398 | Moultrie..... | 207 | 15,642 | Greensboro..... | 51 | 3,342 |
| Milledgeville..... | 134 | 8,755 | Remainder of County..... | 120 | 3,549 | Remainder of County..... | 70 | 1,996 |
| Remainder of County..... | 40 | 643 | Columbia County..... | 55 | 1,497 | Gwinnett County..... | 313 | 12,820 |
| Banks County..... | 35 | 491 | Cook County..... | 109 | 4,542 | Buford..... | 64 | 3,269 |
| Barrow County..... | 144 | 6,577 | Adel..... | 58 | 3,487 | Remainder of County..... | 249 | 9,551 |
| Winder..... | 99 | 5,819 | Remainder of County..... | 51 | 1,055 | Habersham County..... | 187 | 7,689 |
| Remainder of County..... | 45 | 758 | Coveta County..... | 279 | 13,714 | Hall County..... | 420 | 33,618 |
| Bartow County..... | 234 | 14,338 | Newnan..... | 148 | 10,358 | Gainesville..... | 254 | 30,140 |
| Cartersville..... | 127 | 11,164 | Remainder of County..... | 131 | 3,356 | Remainder of County..... | 166 | 3,478 |
| Remainder of County..... | 107 | 3,174 | Crawford County..... | 51 | 1,333 | Hancock County..... | 103 | 3,976 |
| Ben Hill County..... | 191 | 10,824 | Crisp County..... | 207 | 12,447 | Haralson County..... | 161 | 6,375 |
| Fitzgerald..... | 182 | 10,673 | Cordele..... | 178 | 12,057 | Tallapoosa..... | 64 | 2,265 |
| Remainder of County..... | 9 | 151 | Remainder of County..... | 29 | 390 | Remainder of County..... | 97 | 4,110 |
| Berrien County..... | 105 | 5,278 | Dade County..... | 50 | 1,627 | Harris County..... | 87 | 2,476 |
| Nashville..... | 62 | 4,270 | Dawson County..... | 37 | 458 | Hart County..... | 101 | 3,928 |
| Remainder of County..... | 43 | 1,008 | Decatur County..... | 222 | 9,742 | Hartwell..... | 70 | 3,572 |
| Bibb County..... | 1,058 | 89,579 | Bainbridge..... | 160 | 8,583 | Remainder of County..... | 31 | 356 |
| Macon..... | 833 | 83,334 | Remainder of County..... | 62 | 1,159 | Heard County..... | 40 | 1,184 |
| Remainder of County..... | 225 | 6,245 | De Kalb County..... | 640 | 51,758 | Henry County..... | 120 | 4,659 |
| Bleckley County..... | 93 | 3,643 | Atlanta (part) ³ | 158 | 14,745 | Houston County..... | 120 | 7,025 |
| Cochran..... | 77 | 3,452 | Chamblee..... | 23 | 1,128 | Perry..... | 55 | 4,056 |
| Remainder of County..... | 16 | 191 | Decatur..... | 138 | 20,482 | Remainder of County..... | 65 | 2,969 |
| Brantley County..... | 55 | 1,159 | North Atlanta..... | 11 | 265 | Irwin County..... | 78 | 3,052 |
| Brooks County..... | 157 | 6,142 | Remainder of County..... | 310 | 15,138 | Ocilla..... | 52 | 2,614 |
| Quitman..... | 98 | 5,127 | Dodge County..... | 164 | 6,134 | Remainder of County..... | 26 | 438 |
| Remainder of County..... | 59 | 1,015 | Eastman..... | 79 | 4,414 | Jackson County..... | 186 | 7,904 |
| Bryan County..... | 74 | 2,126 | Remainder of County..... | 85 | 1,720 | Commerce..... | 79 | 4,734 |
| Bulloch County..... | 272 | 12,470 | Dooly County..... | 116 | 4,414 | Remainder of County..... | 107 | 3,170 |
| Statesboro..... | 138 | 9,872 | Dougherty County..... | 484 | 38,611 | Jasper County..... | 72 | 2,849 |
| Remainder of County..... | 134 | 2,598 | Albany..... | 404 | 36,506 | Jeff Davis County..... | 63 | 2,942 |
| Burke County..... | 200 | 6,511 | Remainder of County..... | 80 | 2,105 | Hazlehurst..... | 51 | 2,818 |
| Waynesboro..... | 89 | 4,137 | Douglas County..... | 99 | 4,458 | Remainder of County..... | 12 | 124 |
| Remainder of County..... | 111 | 2,374 | Douglasville..... | 47 | 3,647 | Jefferson County..... | 181 | 6,635 |
| Butts County..... | 73 | 3,391 | Remainder of County..... | 52 | 811 | Jenkins County..... | 74 | 4,021 |
| Calhoun County..... | 72 | 1,992 | Early County..... | 162 | 6,779 | Millen..... | 58 | 3,751 |
| Camden County..... | 93 | 3,657 | Blakely..... | 92 | 5,517 | Remainder of County..... | 16 | 270 |
| Candler County..... | 89 | 4,121 | Remainder of County..... | 70 | 1,262 | Johnson County..... | 84 | 2,598 |
| Carroll County..... | 357 | 14,627 | Echols County..... | 4 | 246 | Jones County..... | 50 | 1,069 |
| Carrollton..... | 159 | 9,660 | Effingham County..... | 70 | 2,562 | Lamar County..... | 88 | 3,833 |
| Remainder of County..... | 198 | 4,967 | Elbert County..... | 178 | 8,230 | Barnesville..... | 61 | 3,376 |
| Catoosa County..... | 109 | 3,198 | Elberton..... | 124 | 7,295 | Remainder of County..... | 27 | 457 |
| Charlton County..... | 59 | 2,205 | Remainder of County..... | 54 | 935 | Lanier County..... | 35 | 1,704 |
| Chatham County..... | 1,719 | 119,594 | Emanuel County..... | 225 | 8,361 | Laurens County..... | 307 | 15,648 |
| Savannah..... | 1,408 | 108,605 | Swainsboro..... | 102 | 5,965 | Dublin..... | 180 | 12,731 |
| Remainder of County..... | 311 | 10,989 | Remainder of County..... | 123 | 2,396 | Remainder of County..... | 127 | 2,917 |
| Chattahoochee County..... | 10 | 134 | Evans County..... | 93 | 3,820 | Lee County..... | 25 | 864 |
| Chattooga County..... | 160 | 9,245 | Fannin County..... | 154 | 5,002 | Liberty County..... | 107 | 3,400 |
| Summerville..... | 71 | 4,878 | Fayette County..... | 61 | 2,380 | Lincoln County..... | 64 | 2,509 |
| Remainder of County..... | 89 | 4,367 | Floyd County..... | 630 | 44,538 | Long County..... | 45 | 936 |
| Cherokee County..... | 187 | 10,397 | Rome..... | 460 | 38,677 | Lowndes County..... | 375 | 22,776 |
| Canton..... | 55 | 6,066 | Remainder of County..... | 170 | 5,861 | Baldosta..... | 272 | 19,880 |
| Remainder of County..... | 132 | 4,331 | Forsyth County..... | 97 | 5,713 | Remainder of County..... | 103 | 2,896 |
| Clarke County..... | 366 | 33,126 | Franklin County..... | 151 | 6,223 | Lumpkin County..... | 63 | 1,719 |
| Athens..... | 316 | 31,986 | Fulton County..... | 4,266 | 585,761 | McDuffie County..... | 117 | 4,774 |
| Remainder of County..... | 50 | 1,140 | Atlanta (part) ³ | 3,218 | 510,944 | Thomson..... | 87 | 4,387 |
| Clay County..... | 53 | 2,256 | College Park (part) ² | 74 | 4,267 | Remainder of County..... | 30 | 387 |
| Clayton County..... | 152 | 4,253 | East Point..... | 153 | 20,878 | McIntosh County..... | 69 | 1,722 |
| College Park (part) ² | 2 | 39 | Hapeville..... | 68 | 4,968 | Macon County..... | 131 | 5,357 |
| Remainder of County..... | 150 | 4,214 | Remainder of County..... | 753 | 44,704 | Montezuma..... | 69 | 3,705 |
| Clinch County..... | 49 | 1,916 | Gilmer County..... | 89 | 3,369 | Remainder of County..... | 62 | 1,652 |
| | | | Glascock County..... | 29 | 557 | | | |
| | | | Glynn County..... | 370 | 22,061 | | | |
| | | | Brunswick..... | 268 | 18,416 | | | |
| | | | Remainder of County..... | 102 | 3,645 | | | |

Standard Notes: (D) Withheld to avoid disclosure. (NA) Not available.

¹Data in this table differ from those which appeared in the publications of the 1948 Census of Retail Trade. For a description of the adjustments see Comparison of 1948 and 1954 Censuses in the Introduction. ²College Park is in Clayton and Fulton Counties. ³Atlanta is in De Kalb and Fulton Counties.

Table 102A. RETAIL TRADE: 1948¹— COUNTIES, CITIES OF 2,500 INHABITANTS OR MORE — Continued

Establishments and Sales

| County and city | Establishments, 1948 (Number) | Sales, 1948 (\$1,000) | County and city | Establishments, 1948 (Number) | Sales, 1948 (\$1,000) | County and city | Establishments, 1948 (Number) | Sales, 1948 (\$1,000) |
|--------------------------|-------------------------------|-----------------------|--------------------------|-------------------------------|-----------------------|--------------------------|-------------------------------|-----------------------|
| Madison County..... | 85 | 2,056 | Randolph County | 119 | 5,691 | Troup County | 560 | 37,537 |
| Marion County..... | 48 | 2,563 | Cuthbert..... | 68 | 4,222 | Hogansville..... | 55 | 2,241 |
| Meriwether County..... | 186 | 6,600 | Remainder of County..... | 51 | 1,469 | La Grange..... | 299 | 20,373 |
| Manchester..... | 65 | 3,833 | Richmond County..... | 1,125 | 88,394 | Remainder of County..... | 206 | 14,923 |
| Remainder of County..... | 121 | 2,767 | Augusta..... | 955 | 82,573 | Turner County..... | 97 | 4,218 |
| Miller County..... | 72 | 2,768 | Remainder of County..... | 170 | 5,821 | Ashburn..... | 60 | 3,388 |
| Mitchell County..... | 182 | 9,395 | Rockdale County..... | 69 | 3,418 | Remainder of County..... | 37 | 830 |
| Camilla..... | 73 | 3,764 | Schley County..... | 32 | 1,077 | Twiggs County..... | 63 | 1,056 |
| Pelham..... | 62 | 4,851 | Screven County..... | 140 | 4,893 | Union County..... | 66 | 1,573 |
| Remainder of County..... | 47 | 780 | Sylvania..... | 49 | 3,506 | Upson County..... | 270 | 14,290 |
| Monroe County..... | 98 | 4,439 | Remainder of County..... | 91 | 1,387 | Silvertown..... | 9 | 738 |
| Forsyth..... | 36 | 2,923 | Seminole County..... | 104 | 4,006 | Thomaston..... | 175 | 11,590 |
| Remainder of County..... | 62 | 1,516 | Donalsonville..... | 84 | 3,644 | Remainder of County..... | 86 | 1,962 |
| Montgomery County..... | 65 | 1,493 | Remainder of County..... | 20 | 362 | Walker County..... | 333 | 15,773 |
| Morgan..... | 99 | 4,731 | Spalding County..... | 296 | 21,549 | La Fayette..... | 83 | 5,989 |
| Murray County..... | 83 | 2,401 | Griffin..... | 214 | 19,366 | Rossville..... | 80 | 5,085 |
| Muscooke County..... | 1,216 | 97,219 | Remainder of County..... | 82 | 2,183 | Remainder of County..... | 170 | 4,699 |
| Columbus..... | 1,043 | 92,184 | Stephens County..... | 199 | 9,096 | Walton County..... | 194 | 9,626 |
| Remainder of County..... | 173 | 5,035 | Toccoa..... | 150 | 8,330 | Monroe..... | 94 | 7,026 |
| Newton County..... | 160 | 10,617 | Remainder of County..... | 49 | 766 | Remainder of County..... | 100 | 2,600 |
| Covington..... | 91 | 8,711 | Stewart County..... | 91 | 2,982 | Ware County..... | 339 | 23,324 |
| Remainder of County..... | 69 | 1,906 | Sumter County..... | 237 | 14,578 | Waycross..... | 286 | 22,124 |
| Oconee County..... | 49 | 865 | Americus..... | 176 | 13,150 | Remainder of County..... | 53 | 1,200 |
| Oglethorpe County..... | 65 | 1,664 | Remainder of County..... | 61 | 1,428 | Warren County..... | 77 | 2,672 |
| Paulding County..... | 100 | 2,598 | Talbot County..... | 47 | 1,503 | Washington County..... | 208 | 7,083 |
| Peach County..... | 134 | 6,671 | Taliaferro County..... | 33 | 950 | Sandersville..... | 88 | 4,815 |
| Fort Valley..... | 116 | 6,385 | Tattnall County..... | 163 | 5,133 | Remainder of County..... | 120 | 2,268 |
| Remainder of County..... | 18 | 286 | Taylor County..... | 86 | 3,108 | Wayne County..... | 142 | 6,809 |
| Pickens County..... | 79 | 4,307 | Telfair County..... | 144 | 5,524 | Jesup..... | 96 | 5,900 |
| Pierce County..... | 86 | 3,864 | Terrell County..... | 139 | 6,280 | Remainder of County..... | 46 | 909 |
| Pike County..... | 62 | 1,377 | Dawson..... | 89 | 5,368 | Webster County..... | 21 | 353 |
| Polk County..... | 290 | 15,720 | Remainder of County..... | 50 | 912 | Wheeler County..... | 51 | 1,351 |
| Cedartown..... | 135 | 10,212 | Thomas County..... | 367 | 19,043 | White County..... | 45 | 1,320 |
| Rockmart..... | 78 | 3,950 | Thomasville..... | 224 | 15,283 | Whitfield County..... | 346 | 20,825 |
| Remainder of County..... | 77 | 1,558 | Remainder of County..... | 143 | 3,760 | Dalton..... | 249 | 18,951 |
| Pulaski County..... | 99 | 4,818 | Tift County..... | 257 | 15,311 | Remainder of County..... | 97 | 1,874 |
| Hawkinsville..... | 85 | 4,565 | Tifton..... | 180 | 13,550 | Wilcox County..... | 86 | 2,292 |
| Remainder of County..... | 14 | 253 | Remainder of County..... | 77 | 1,761 | Wilkes County..... | 130 | 5,779 |
| Putnam County..... | 73 | 3,467 | Toombs County..... | 224 | 12,507 | Washington..... | 78 | 4,954 |
| Quitman County..... | 16 | 405 | Vidalia..... | 119 | 8,199 | Remainder of County..... | 52 | 825 |
| Rabun County..... | 86 | 3,116 | Remainder of County..... | 105 | 4,308 | Wilkinson County..... | 89 | 2,667 |
| | | | Towns County..... | 42 | 862 | Worth County..... | 133 | 4,629 |
| | | | Freutlen County..... | 47 | 1,862 | Sylvester..... | 79 | 3,612 |
| | | | | | | Remainder of County..... | 54 | 1,017 |

Standard Notes: (D) Withheld to avoid disclosure. (NA) Not available.
¹Data in this table differ from those which appeared in the publications of the 1948 Census of Retail Trade. For a description of the adjustments see Comparison of 1948 and 1954 Censuses in the Introduction.

Table 103. RETAIL TRADE: 1954 — STANDARD METROPOLITAN AREAS

Establishments, Sales, Payroll, and Personnel, by Kind of Business

| Standard metropolitan area and kind of business | Establishments | | Sales | | Payroll, entire year (\$1,000) | Payroll, workweek ended nearest Nov. 15 | | Paid employees, workweek ended nearest Nov. 15 | | Proprietors (unincorporated businesses only) (Number) |
|---|-----------------------------|-----------------------|--|---------------------------------------|--------------------------------|---|-------------------------|--|------------------------|---|
| | Total ¹ (Number) | With payroll (Number) | Total, all establishments ¹ (\$1,000) | Establishments with payroll (\$1,000) | | Total (Dollars) | Full workweek (Dollars) | Total (Number) | Full workweek (Number) | |
| ATLANTA STANDARD METROPOLITAN AREA--Consists of Cobb, De Kalb, and Fulton Counties, Ga. | | | | | | | | | | |
| Retail trade, total..... | 6,367 | 4,397 | 955,357 | 919,877 | 110,862 | 2,425,636 | 2,301,310 | 45,096 | 38,652 | 6,103 |
| Food Stores | | | | | | | | | | |
| Total..... | 1,438 | 802 | 194,086 | 180,962 | 12,028 | 245,083 | 217,999 | 5,675 | 4,031 | 1,460 |
| Grocery stores..... | 1,160 | 642 | 182,958 | 171,668 | 10,989 | 223,343 | 199,105 | 4,991 | 3,530 | 1,187 |
| Meat markets..... | 28 | 22 | 1,546 | 1,408 | 91 | 1,656 | 1,360 | 46 | 32 | 34 |
| Fish (seafood) markets..... | 5 | 3 | 399 | (D) | 21 | 418 | 397 | 15 | 13 | 7 |
| Fruit stores, vegetable markets..... | 88 | 26 | 2,269 | 1,389 | 106 | 2,210 | 2,078 | 60 | 47 | 98 |
| Candy, nut, confectionery stores..... | 28 | 16 | 860 | 734 | 117 | 2,185 | 1,772 | 110 | 59 | 16 |
| Bakery products stores..... | 47 | 35 | 1,594 | 1,410 | 357 | 7,085 | 6,774 | 180 | 155 | 50 |
| Bakeries, with baking on premises..... | (NA) | 29 | (NA) | 1,261 | 321 | 6,795 | 6,491 | 171 | 147 | (NA) |
| Bakeries, without baking on premises..... | (NA) | 6 | (NA) | 149 | 36 | 290 | 283 | 9 | 8 | (NA) |
| Delicatessen stores..... | 12 | 10 | 602 | (D) | 40 | 728 | 687 | 23 | 20 | 15 |
| Food stores, n.e.c..... | 70 | 48 | 3,858 | 3,498 | 307 | 7,458 | 5,826 | 250 | 175 | 53 |
| Eating, Drinking Places | | | | | | | | | | |
| Total..... | 950 | 736 | 52,302 | 49,098 | 9,648 | 197,866 | 187,536 | 6,329 | 5,664 | 1,043 |
| Eating places (except refreshment stands)..... | 716 | 542 | 42,681 | 40,277 | 8,381 | 174,806 | 166,082 | 5,621 | 5,060 | 767 |
| Restaurants, cafeterias..... | (NA) | 532 | (NA) | 38,080 | 7,701 | 162,492 | 154,032 | 5,357 | 4,808 | (NA) |
| Caterers..... | (NA) | 3 | (NA) | (D) | (D) | (D) | (D) | (D) | (D) | (NA) |
| In-plant food contractors..... | (NA) | 6 | (NA) | (D) | (D) | (D) | (D) | (D) | (D) | (NA) |
| Refreshment stands..... | 77 | 55 | 2,380 | 1,902 | 350 | 6,382 | 5,887 | 189 | 164 | 66 |
| Drinking places..... | 153 | 139 | 7,177 | 6,919 | 917 | 16,678 | 15,567 | 519 | 440 | 206 |
| General Merchandise Group | | | | | | | | | | |
| Total..... | 221 | 165 | 139,094 | 138,284 | 23,207 | 469,335 | 425,361 | 9,964 | 7,817 | 204 |
| Department stores..... | 5 | 5 | 108,196 | 108,196 | 19,355 | 392,734 | 358,772 | 7,334 | 6,047 | 000 |
| Dry goods, general merchandise stores..... | 87 | 59 | 9,840 | (D) | 897 | 17,957 | 16,144 | 483 | 364 | 84 |
| General stores..... | 21 | 19 | 3,308 | (D) | 256 | 5,270 | 5,098 | 105 | 94 | 24 |
| Variety stores..... | 106 | 82 | 17,742 | 17,390 | 2,699 | 53,374 | 45,347 | 2,042 | 1,312 | 94 |
| Apparel, Accessories Stores | | | | | | | | | | |
| Total..... | 443 | 385 | 55,515 | 54,535 | 7,809 | 145,870 | 135,113 | 3,259 | 2,608 | 281 |
| Shoe stores..... | 104 | 92 | 14,201 | 13,915 | 1,866 | 36,775 | 33,939 | 726 | 532 | 43 |
| Men's shoe stores..... | (NA) | 22 | (NA) | (D) | (D) | (D) | (D) | (D) | (D) | (NA) |
| Women's shoe stores..... | (NA) | 24 | (NA) | 3,951 | 627 | 10,288 | 8,976 | 219 | 136 | (NA) |
| Children's, juveniles' shoe stores..... | (NA) | 1 | (NA) | (D) | (D) | (D) | (D) | (D) | (D) | (NA) |
| Family shoe stores..... | (NA) | 45 | (NA) | 8,239 | 1,048 | 22,964 | 21,625 | 441 | 340 | (NA) |
| Men's, boys' clothing and furnishings stores..... | (NA) | 73 | (NA) | 10,448 | 1,546 | 26,593 | 25,225 | 488 | 422 | (NA) |
| Men's, boys' clothing stores..... | (NA) | 49 | (NA) | 8,240 | 1,252 | 21,554 | 20,349 | 378 | 328 | (NA) |
| Men's, boys' furnishings stores..... | (NA) | 24 | (NA) | 2,208 | 294 | 5,039 | 4,876 | 110 | 94 | (NA) |
| Family clothing stores..... | (NA) | 51 | (NA) | 8,601 | 1,200 | 21,945 | 19,438 | 538 | 396 | (NA) |
| Women's clothing, specialty stores..... | 160 | 140 | 19,957 | 19,669 | 2,907 | 55,065 | 51,333 | 1,394 | 1,156 | 112 |
| Ready-to-wear stores..... | (NA) | 92 | (NA) | 16,632 | 2,415 | 45,573 | 42,603 | 1,149 | 958 | (NA) |
| Millinery stores..... | (NA) | 28 | (NA) | 1,766 | 336 | 6,316 | 5,937 | 157 | 133 | (NA) |
| Clothing, specialty stores, n.e.c..... | (NA) | 20 | (NA) | 1,271 | 156 | 3,176 | 2,793 | 88 | 65 | (NA) |
| Children's, infants' wear stores..... | 15 | 13 | 925 | (D) | 91 | 1,899 | 1,729 | 52 | 46 | 10 |
| Apparel stores, n.e.c..... | 22 | 16 | 1,101 | (D) | 199 | 3,593 | 3,449 | 61 | 56 | 19 |
| Furniture, Home Furnishings, Appliance Dealers | | | | | | | | | | |
| Total..... | 354 | 274 | 39,912 | 38,348 | 6,325 | 122,301 | 120,243 | 2,017 | 1,937 | 289 |
| Furniture, home furnishings stores..... | 225 | 175 | 26,355 | 25,267 | 4,112 | 79,385 | 78,391 | 1,350 | 1,301 | 197 |
| Furniture stores..... | (NA) | 124 | (NA) | 21,669 | 3,351 | 63,611 | 63,113 | 1,089 | 1,059 | (NA) |
| Floor covering stores..... | (NA) | 6 | (NA) | 1,155 | 258 | 5,904 | 5,794 | 70 | 65 | (NA) |
| Home furnishings stores, n.e.c., antique stores..... | (NA) | 45 | (NA) | 2,443 | 503 | 9,870 | 9,484 | 191 | 177 | (NA) |
| Household appliance, radio, TV stores..... | 125 | 99 | 13,435 | 13,081 | 2,213 | 42,916 | 41,852 | 667 | 636 | 88 |
| Household appliance stores..... | (NA) | 53 | (NA) | 8,356 | 1,530 | 29,645 | 28,941 | 442 | 427 | (NA) |
| Appliance, radio, TV stores..... | (NA) | 26 | (NA) | 3,322 | 445 | 8,845 | 8,602 | 156 | 144 | (NA) |
| Radio, TV stores..... | (NA) | 20 | (NA) | 1,403 | 238 | 4,426 | 4,309 | 69 | 65 | (NA) |
| Automotive Group | | | | | | | | | | |
| Total..... | 317 | 223 | 165,718 | 163,588 | 15,307 | 271,178 | 265,823 | 3,853 | 3,723 | 285 |
| Passenger car dealers (franchised)..... | 74 | 60 | 129,465 | 128,921 | 11,369 | 199,623 | 197,174 | 2,683 | 2,649 | 48 |
| Passenger car dealers (nonfranchised)..... | 125 | 71 | 16,483 | 15,323 | 785 | 15,858 | 15,485 | 260 | 246 | 149 |
| Tire, battery, accessory dealers..... | 90 | 72 | 15,142 | 14,904 | 2,342 | 44,147 | 42,707 | 702 | 646 | 61 |
| Motorcycle, aircraft, boat dealers..... | 16 | 14 | 3,243 | (D) | 771 | 10,508 | 9,420 | 190 | 165 | 15 |
| Household trailer dealers..... | 9 | 5 | (D) | (D) | (D) | (D) | (D) | (D) | (D) | (D) |
| Automotive dealers, n.e.c..... | 1 | 1 | (D) | (D) | (D) | (D) | (D) | (D) | (D) | (D) |
| Gasoline Service Stations | | | | | | | | | | |
| Total..... | 799 | 611 | 54,071 | 50,357 | 4,880 | 99,509 | 93,783 | 2,179 | 1,891 | 871 |
| Lumber, Bldg. Mats., Hardware, Farm Equipment Dealers | | | | | | | | | | |
| Total..... | 256 | 210 | 57,297 | 55,559 | 6,541 | 125,219 | 122,559 | 2,080 | 1,980 | 208 |
| Farm equipment dealers..... | 17 | 13 | 1,996 | 1,936 | 193 | 4,129 | 4,129 | 67 | 67 | 14 |
| Lumber, building materials dealers..... | 87 | 67 | 41,876 | 40,746 | 4,625 | 87,439 | 85,951 | 1,395 | 1,347 | 78 |
| Paint, glass, wallpaper stores..... | 36 | 32 | 3,546 | 3,394 | 503 | 10,461 | 10,442 | 165 | 163 | 17 |
| Plumbing, electrical supply stores..... | 12 | 8 | 1,751 | 1,711 | 292 | 6,000 | 5,799 | 97 | 89 | 11 |
| Hardware stores..... | 104 | 90 | 8,128 | 7,772 | 928 | 17,190 | 16,238 | 356 | 314 | 88 |
| Drug Stores, Proprietary Stores | | | | | | | | | | |
| Total..... | 285 | 265 | 32,293 | 31,517 | 4,617 | 87,249 | 82,475 | 2,062 | 1,781 | 242 |
| Drug stores..... | (NA) | 244 | (NA) | 30,508 | 4,529 | 85,749 | 81,192 | 2,007 | 1,742 | (NA) |
| Proprietary stores..... | (NA) | 21 | (NA) | 1,009 | 88 | 1,500 | 1,283 | 55 | 39 | (NA) |
| Other Retail Stores | | | | | | | | | | |
| Total..... | 917 | 635 | 81,110 | 76,834 | 8,207 | 160,686 | 155,263 | 2,806 | 2,592 | 854 |
| Liquor stores..... | 220 | 192 | 28,444 | 27,476 | 1,426 | 24,621 | 24,018 | 403 | 374 | 212 |
| Fuel, ice dealers..... | 47 | 31 | 2,247 | 2,069 | 275 | 7,395 | 7,131 | 172 | 153 | 47 |
| Fuel dealers (coal, wood)..... | (NA) | 20 | (NA) | 1,088 | 138 | 2,691 | 2,493 | 80 | 64 | (NA) |
| Liquefied petroleum gas dealers..... | (NA) | 6 | (NA) | 623 | 100 | 3,945 | 3,945 | 76 | 76 | (NA) |
| Fuel oil dealers..... | (NA) | 2 | (NA) | (D) | (D) | (D) | (D) | (D) | (D) | (NA) |
| Ice dealers..... | (NA) | 3 | (NA) | (D) | (D) | (D) | (D) | (D) | (D) | (NA) |
| Hay, grain, feed stores..... | 40 | 32 | 15,041 | 14,675 | 689 | 16,006 | 14,661 | 293 | 264 | 35 |
| Farm, garden supply stores..... | 13 | 11 | 1,137 | (D) | 102 | 2,366 | 2,066 | 35 | 30 | 13 |

Standard Notes: (D) Withheld to avoid disclosure. (NA) Not available. n.e.c. Not elsewhere classified. XXX Not applicable. (Z) Less than \$500. ... Represents zero.
¹ Group totals may include data for establishments without payroll which could not be classified by detailed kind of business.

Table 103. RETAIL TRADE: 1954 — STANDARD METROPOLITAN AREAS — Continued

Establishments, Sales, Payroll, and Personnel, by Kind of Business

| Standard metropolitan area and kind of business | Establishments | | Sales | | Payroll, entire year (\$1,000) | Payroll, workweek ended nearest Nov. 15 | | Paid employees, workweek ended nearest Nov. 15 | | Proprietors (unincorporated businesses only) (Number) |
|---|-----------------------------|-----------------------|--|---------------------------------------|--------------------------------|---|-------------------------|--|------------------------|---|
| | Total ¹ (Number) | With payroll (Number) | Total, all establishments ¹ (\$1,000) | Establishments with payroll (\$1,000) | | Total (Dollars) | Full workweek (Dollars) | Total (Number) | Full workweek (Number) | |
| ATLANTA STANDARD METROPOLITAN AREA--Con. | | | | | | | | | | |
| Other retail stores--Con. | | | | | | | | | | |
| Jewelry stores..... | 115 | 85 | 14,657 | 14,269 | 2,709 | 52,176 | 51,329 | 768 | 742 | 77 |
| Book stores..... | 11 | 7 | 1,036 | 1,006 | 206 | 3,836 | 3,780 | 71 | 65 | 7 |
| Stationery stores..... | 11 | 11 | 858 | 858 | 169 | 3,773 | 3,773 | 61 | 61 | 8 |
| Sporting goods stores..... | 30 | 18 | 2,157 | 2,001 | 295 | 6,135 | 6,100 | 85 | 84 | 5 |
| Bicycle stores..... | 5 | 3 | 59 | (D) | 12 | 205 | 205 | 4 | 4 | 5 |
| Florists..... | 112 | 68 | 3,122 | 2,732 | 556 | 9,416 | 8,924 | 247 | 212 | 124 |
| Cigar stores, stands..... | 9 | 9 | 481 | 481 | 52 | 977 | 852 | 27 | 19 | 5 |
| News dealers, newstands..... | 18 | 6 | 558 | 444 | 41 | 737 | 727 | 32 | 31 | 20 |
| Gift, novelty, souvenir stores..... | 28 | 20 | 777 | 679 | 81 | 1,418 | 1,364 | 42 | 39 | 27 |
| Music stores..... | 25 | 15 | 2,171 | 2,031 | 346 | 6,652 | 6,542 | 115 | 108 | 22 |
| Camera, photographic supply stores..... | 7 | 7 | 684 | 684 | 102 | 1,595 | 1,541 | 27 | 26 | 4 |
| Luggage, leather goods stores..... | 3 | 3 | (D) | (D) | (D) | (D) | (D) | (D) | (D) | (D) |
| Optical goods stores..... | 27 | 25 | 1,559 | (D) | 420 | 8,363 | 7,994 | 117 | 109 | 17 |
| Office, store machine and equipment dealers..... | 12 | 6 | 351 | 309 | 86 | 1,809 | 1,790 | 26 | 25 | 11 |
| Retail stores (except second-hand) n.e.c..... | 35 | 35 | (D) | (D) | (D) | (D) | (D) | (D) | (D) | (D) |
| Second-hand stores..... | 67 | 51 | 2,630 | 2,450 | 356 | 7,653 | 7,224 | 172 | 147 | 65 |
| Nonstore Retailers | | | | | | | | | | |
| Total..... | 387 | 91 | 83,959 | 80,795 | 12,293 | 501,340 | 495,155 | 4,872 | 4,628 | 366 |
| Mail order houses..... | 13 | 9 | (D) | (D) | (D) | (D) | (D) | (D) | (D) | (D) |
| Direct selling (house-to-house) organisations..... | 326 | 64 | 13,955 | 11,403 | 3,139 | 61,469 | 57,845 | 1,103 | 976 | 315 |
| Merchandise vending machine operators..... | 48 | 18 | (D) | (D) | (D) | (D) | (D) | (D) | (D) | (D) |
| AUGUSTA STANDARD METROPOLITAN AREA--Consists of Richmond County, Ga., Aiken County, S. C. | | | | | | | | | | |
| Retail trade, total..... | 1,845 | 1,157 | 195,579 | 180,593 | 19,806 | 374,530 | 351,966 | 8,699 | 7,306 | 1,769 |
| Food Stores | | | | | | | | | | |
| Total..... | 543 | 193 | 51,829 | 44,271 | 2,541 | 50,732 | 43,906 | 1,286 | 895 | 555 |
| Grocery stores..... | 492 | 170 | 50,147 | 42,941 | 2,424 | 47,738 | 41,041 | 1,208 | 823 | 507 |
| Meat markets..... | 3 | 1 | 140 | (D) | (D) | (D) | (D) | (D) | (D) | (D) |
| Fish (seafood) markets..... | 6 | 6 | 133 | 133 | 12 | 507 | 435 | 12 | 10 | 7 |
| Fruit stores, vegetable markets..... | 22 | 4 | 292 | (D) | (D) | (D) | (D) | (D) | (D) | (D) |
| Candy, nut, confectionery stores..... | 1 | 1 | (D) | (D) | (D) | (D) | (D) | (D) | (D) | (D) |
| Bakery products stores..... | 9 | 7 | 229 | (D) | 52 | 1,530 | 1,503 | 41 | 37 | 9 |
| Bakeries, with baking on premises..... | (NA) | 7 | (NA) | (D) | 52 | 1,530 | 1,503 | 41 | 37 | (NA) |
| Bakeries, without baking on premises..... | (NA) | 0 | (NA) | 0 | 0 | 0 | 0 | 0 | 0 | (NA) |
| Delicatessen stores..... | 1 | 1 | (D) | (D) | (D) | (D) | (D) | (D) | (D) | (D) |
| Food stores, n.e.c..... | 5 | 3 | (D) | (D) | (D) | (D) | (D) | (D) | (D) | (D) |
| Eating, Drinking Places | | | | | | | | | | |
| Total..... | 263 | 199 | 12,706 | 12,046 | 2,210 | 42,827 | 40,633 | 1,407 | 1,281 | 281 |
| Eating places (except refreshment stands)..... | 170 | 120 | 8,088 | 7,578 | 1,711 | 33,226 | 31,692 | 1,115 | 1,025 | 189 |
| Restaurants, cafeterias..... | (NA) | 114 | (NA) | 6,692 | 1,335 | 26,310 | 25,042 | 973 | 891 | (NA) |
| Caterers..... | (NA) | 0 | (NA) | 0 | 0 | 0 | 0 | 0 | 0 | (NA) |
| In-plant food contractors..... | (NA) | 6 | (NA) | 886 | 376 | 6,916 | 6,650 | 142 | 134 | (NA) |
| Refreshment stands..... | 13 | 13 | 475 | 475 | 76 | 1,357 | 890 | 57 | 34 | 11 |
| Drinking places..... | 80 | 66 | 4,143 | 3,993 | 423 | 8,244 | 8,051 | 235 | 222 | 81 |
| General Merchandise Group | | | | | | | | | | |
| Total..... | 76 | 50 | 24,640 | 24,164 | 3,541 | 64,090 | 56,653 | 1,752 | 1,261 | 52 |
| Department stores..... | 4 | 4 | 15,672 | 15,672 | 2,403 | 42,121 | 38,699 | 928 | 756 | 0 |
| Dry goods, general merchandise stores..... | 40 | 20 | 3,217 | 2,885 | 271 | 5,433 | 4,541 | 157 | 98 | 36 |
| General stores..... | 11 | 7 | 655 | (D) | 29 | 555 | 534 | 19 | 15 | 12 |
| Variety stores..... | 21 | 19 | 5,096 | (D) | 838 | 15,981 | 12,879 | 648 | 392 | 4 |
| Apparel, Accessories Stores | | | | | | | | | | |
| Total..... | 106 | 92 | 11,948 | 11,790 | 1,530 | 26,189 | 24,151 | 756 | 583 | 78 |
| Shoe stores..... | 14 | 12 | 1,552 | (D) | 182 | 3,170 | 2,800 | 91 | 50 | 4 |
| Men's shoe stores..... | (NA) | 3 | (NA) | (D) | (D) | (D) | (D) | (D) | (D) | (NA) |
| Women's shoe stores..... | (NA) | 4 | (NA) | 754 | 96 | 1,640 | 1,462 | 47 | 25 | (NA) |
| Children's, juveniles' shoe stores..... | (NA) | 0 | (NA) | 0 | 0 | 0 | 0 | 0 | 0 | (NA) |
| Family shoe stores..... | (NA) | 5 | (NA) | (D) | (D) | (D) | (D) | (D) | (D) | (NA) |
| Men's, boys' clothing and furnishings stores..... | (NA) | 21 | (NA) | 1,924 | 231 | 4,074 | 3,900 | 91 | 79 | (NA) |
| Men's, boys' clothing stores..... | (NA) | 20 | (NA) | (D) | (D) | (D) | (D) | (D) | (D) | (NA) |
| Men's, boys' furnishings stores..... | (NA) | 1 | (NA) | (D) | (D) | (D) | (D) | (D) | (D) | (NA) |
| Family clothing stores..... | (NA) | 26 | (NA) | 3,862 | 576 | 9,734 | 8,955 | 285 | 214 | (NA) |
| Women's clothing, specialty stores..... | 33 | 29 | 4,355 | 4,305 | 520 | 8,975 | 8,260 | 282 | 233 | 16 |
| Ready-to-wear stores..... | (NA) | 18 | (NA) | 3,424 | 418 | 7,032 | 6,555 | 216 | 188 | (NA) |
| Millinery stores..... | (NA) | 6 | (NA) | (D) | (D) | (D) | (D) | (D) | (D) | (NA) |
| Clothing, specialty stores, n.e.c..... | (NA) | 5 | (NA) | (D) | (D) | (D) | (D) | (D) | (D) | (NA) |
| Children's, infants' wear stores..... | 2 | 2 | (D) | (D) | (D) | (D) | (D) | (D) | (D) | (D) |
| Apparel stores, n.e.c..... | 2 | 2 | (D) | (D) | (D) | (D) | (D) | (D) | (D) | (D) |
| Furniture, Home Furnishings, Appliance Dealers | | | | | | | | | | |
| Total..... | 97 | 81 | 10,229 | 9,723 | 1,609 | 29,752 | 29,180 | 513 | 490 | 93 |
| Furniture, home furnishings stores..... | 60 | 50 | 6,593 | 6,463 | 1,103 | 20,438 | 20,190 | 339 | 328 | 60 |
| Furniture stores..... | (NA) | 42 | (NA) | 6,193 | 1,033 | 19,340 | 19,173 | 317 | 310 | (NA) |
| Floor covering stores..... | (NA) | 3 | (NA) | 91 | 25 | 376 | 376 | 7 | 7 | (NA) |
| Home furnishings stores, n.e.c., antique stores..... | (NA) | 5 | (NA) | 179 | 45 | 722 | 641 | 15 | 11 | (NA) |
| Household appliance, radio, TV stores..... | 37 | 31 | 3,636 | 3,260 | 506 | 9,314 | 8,990 | 174 | 162 | 33 |
| Household appliance stores..... | (NA) | 12 | (NA) | 1,380 | 251 | 4,928 | 4,890 | 89 | 86 | (NA) |
| Appliance, radio, TV stores..... | (NA) | 11 | (NA) | 1,385 | 219 | 3,385 | 3,184 | 66 | 58 | (NA) |
| Radio, TV stores..... | (NA) | 8 | (NA) | 495 | 36 | 1,001 | 916 | 19 | 18 | (NA) |
| Automotive Group | | | | | | | | | | |
| Total..... | 114 | 94 | 39,076 | 37,288 | 3,301 | 62,254 | 61,811 | 852 | 838 | 92 |
| Passenger car dealers (franchised)..... | 38 | 36 | 23,246 | (D) | 2,259 | 44,228 | 44,125 | 550 | 545 | 24 |
| Passenger car dealers (nonfranchised)..... | 39 | 21 | 6,396 | 4,818 | 224 | 3,444 | 3,407 | 58 | 58 | 41 |
| Tire, battery, accessory dealers..... | 26 | 26 | 5,086 | 5,086 | 643 | 11,770 | 11,512 | 207 | 199 | 16 |
| Motorcycle, aircraft, boat dealers..... | 3 | 3 | (D) | (D) | (D) | (D) | (D) | (D) | (D) | (D) |
| Household trailer dealers..... | 7 | 7 | 4,015 | 4,015 | 132 | 1,951 | 1,951 | 22 | 22 | 6 |
| Automotive dealers, n.e.c..... | 1 | 1 | (D) | (D) | (D) | (D) | (D) | (D) | (D) | (D) |

Standard Notes: (D) Withheld to avoid disclosure. (NA) Not available. n.e.c. Not elsewhere classified. XXXX Not applicable. (Z) Less than \$500. ... Represents zero.
¹ Group totals may include data for establishments without payroll which could not be classified by detailed kind of business.

Table 103. RETAIL TRADE: 1954 — STANDARD METROPOLITAN AREAS — Continued

Establishments, Sales, Payroll, and Personnel, by Kind of Business

| Standard metropolitan area and kind of business | Establishments | | Sales | | Payroll, entire year (\$1,000) | Payroll, workweek ended nearest Nov. 15 | | Paid employees, workweek ended nearest Nov. 15 | | Proprietors (unincorporated business only) (Number) |
|--|-----------------------------|-----------------------|--|---------------------------------------|--------------------------------|---|-------------------------|--|------------------------|---|
| | Total ¹ (Number) | With payroll (Number) | Total, all establishments ¹ (\$1,000) | Establishments with payroll (\$1,000) | | Total (Dollars) | Full workweek (Dollars) | Total (Number) | Full workweek (Number) | |
| AUGUSTA STANDARD METROPOLITAN AREA--Con. | | | | | | | | | | |
| Gasoline Service Stations | | | | | | | | | | |
| Total | 240 | 174 | 14,445 | 13,085 | 1,162 | 23,302 | 22,461 | 580 | 522 | 231 |
| Lumber, Bldg. Mats., Hardware, Farm Equipment Dealers | | | | | | | | | | |
| Total | 50 | 46 | 8,720 | 8,634 | 1,082 | 20,201 | 19,388 | 381 | 345 | 42 |
| Farm equipment dealers | 7 | 7 | 1,078 | 1,078 | 114 | 1,973 | 1,961 | 42 | 41 | 5 |
| Lumber, building materials dealers | 15 | 13 | 3,949 | (D) | 440 | 7,924 | 7,457 | 154 | 132 | 9 |
| Paint, glass, wallpaper stores | 3 | 3 | (D) | (D) | (D) | (D) | (D) | (D) | (D) | (D) |
| Plumbing, electrical supply stores | 2 | 2 | (D) | (D) | (D) | (D) | (D) | (D) | (D) | (D) |
| Hardware stores | 23 | 21 | 2,861 | (D) | 390 | 7,293 | 7,124 | 141 | 130 | 24 |
| Drug Stores, Proprietary Stores | | | | | | | | | | |
| Total | 50 | 42 | 5,847 | 5,413 | 767 | 14,040 | 13,461 | 354 | 324 | 47 |
| Drug stores | (NA) | 39 | (NA) | 5,245 | 743 | 13,771 | 13,199 | 345 | 316 | (NA) |
| Proprietary stores | (NA) | 3 | (NA) | 168 | 24 | 269 | 262 | 9 | 8 | (NA) |
| Other Retail Stores | | | | | | | | | | |
| Total | 253 | 171 | 14,236 | 12,668 | 1,829 | 36,998 | 36,373 | 734 | 694 | 245 |
| Liquor stores | 67 | 47 | 4,168 | 3,464 | 241 | 4,546 | 4,483 | 109 | 106 | 67 |
| Fuel, ice dealers | 43 | 27 | 1,962 | 1,786 | 199 | 5,568 | 5,380 | 117 | 104 | 40 |
| Fuel dealers (coal, wood) | (NA) | 11 | (NA) | 586 | 61 | 1,222 | 1,126 | 44 | 38 | (NA) |
| Liquefied petroleum gas dealers | (NA) | 7 | (NA) | 397 | 82 | 2,928 | 2,928 | 38 | 38 | (NA) |
| Fuel oil dealers | (NA) | 9 | (NA) | 803 | 56 | 1,418 | 1,326 | 35 | 28 | (NA) |
| Ice dealers | (NA) | *** | (NA) | *** | *** | *** | *** | *** | *** | (NA) |
| Hay, grain, feed stores | 6 | 6 | 1,283 | 1,283 | 96 | 2,145 | 2,090 | 53 | 47 | *** |
| Farm, garden supply stores | 6 | 6 | 597 | 597 | 52 | 983 | 967 | 27 | 26 | 8 |
| Jewelry stores | 24 | 20 | 2,604 | 2,574 | 794 | 15,012 | 14,991 | 227 | 225 | 21 |
| Book stores | 1 | 1 | (D) | (D) | (D) | (D) | (D) | (D) | (D) | (D) |
| Stationery stores | 4 | 4 | (D) | (D) | (D) | (D) | (D) | (D) | (D) | (D) |
| Sporting goods stores | 6 | 4 | 228 | (D) | 39 | 712 | 707 | 12 | 11 | 4 |
| Bicycle stores | 3 | 3 | (D) | (D) | (D) | (D) | (D) | (D) | (D) | (D) |
| Florists | 17 | 13 | 387 | 325 | 47 | 1,024 | 948 | 30 | 24 | 16 |
| Cigar stores, stands | *** | *** | *** | *** | *** | *** | *** | *** | *** | *** |
| News dealers, newsstands | 3 | 3 | 212 | 212 | 29 | 497 | 497 | 17 | 17 | 4 |
| Gift, novelty, souvenir stores | 6 | 4 | 143 | (D) | 13 | 205 | 152 | 9 | 5 | 7 |
| Music stores | 4 | 4 | 220 | 220 | 31 | 622 | 564 | 12 | 10 | 2 |
| Camera, photographic supply stores | 3 | 3 | (D) | (D) | (D) | (D) | (D) | (D) | (D) | (D) |
| Luggage, leather goods stores | 1 | 1 | (D) | (D) | (D) | (D) | (D) | (D) | (D) | (D) |
| Optical goods stores | 3 | 3 | 126 | 126 | 15 | 436 | 436 | 7 | 7 | 4 |
| Office, store machine and equipment dealers | 2 | 2 | (D) | (D) | (D) | (D) | (D) | (D) | (D) | (D) |
| Retail stores (except second-hand) n.e.c. | 10 | 10 | 292 | 292 | 43 | 998 | 975 | 20 | 20 | 8 |
| Second-hand stores | 12 | 10 | 443 | (D) | 54 | 1,131 | 1,119 | 25 | 24 | 15 |
| Nonstore Retailers | | | | | | | | | | |
| Total | 53 | 15 | 1,903 | 1,511 | 234 | 4,145 | 3,949 | 84 | 73 | 53 |
| Mail order houses | *** | *** | *** | *** | *** | *** | *** | *** | *** | *** |
| Direct selling (house-to-house) organizations | 42 | 10 | 986 | 650 | 126 | 2,433 | 2,351 | 52 | 48 | 46 |
| Merchandise vending machine operators | 11 | 5 | 917 | 861 | 108 | 1,712 | 1,598 | 32 | 25 | 7 |

CHATTANOOGA STANDARD METROPOLITAN AREA--Consists of Hamilton County, Tenn., and Walker County, Ga.

| | | | | | | | | | | |
|---|-------|-------|---------|---------|--------|---------|---------|--------|--------|-------|
| Retail trade, total | 2,690 | 1,780 | 269,120 | 250,792 | 28,082 | 525,047 | 494,822 | 12,283 | 10,382 | 2,767 |
| Food Stores | | | | | | | | | | |
| Total | 698 | 360 | 64,988 | 57,174 | 3,721 | 71,291 | 61,326 | 1,920 | 1,310 | 731 |
| Grocery stores | 644 | 326 | 62,753 | 55,311 | 3,493 | 66,045 | 56,470 | 1,795 | 1,200 | 678 |
| Meat markets | 9 | 7 | 790 | (D) | 59 | 1,078 | 1,074 | 23 | 22 | 13 |
| Fish (seafood) markets | 2 | 2 | (D) | (D) | (D) | (D) | (D) | (D) | (D) | (D) |
| Fruit stores, vegetable markets | 9 | 3 | 421 | (D) | (D) | (D) | (D) | (D) | (D) | (D) |
| Candy, nut, confectionery stores | 10 | 6 | 268 | 242 | 33 | 720 | 617 | 23 | 18 | 10 |
| Bakery products stores | 14 | 12 | 433 | (D) | 84 | 2,006 | 1,882 | 50 | 44 | 13 |
| Bakeries, with baking on premises | (NA) | 11 | (NA) | 411 | (D) | (D) | (D) | (D) | (D) | (NA) |
| Bakeries, without baking on premises | (NA) | 1 | (NA) | (D) | (D) | (D) | (D) | (D) | (D) | (NA) |
| Delicatessen stores | 1 | 1 | (D) | (D) | (D) | (D) | (D) | (D) | (D) | (D) |
| Food stores, n.e.c. | 5 | 3 | 49 | (D) | (D) | (D) | (D) | (D) | (D) | (D) |
| Eating, Drinking Places | | | | | | | | | | |
| Total | 418 | 336 | 15,906 | 15,000 | 2,979 | 58,186 | 55,456 | 1,983 | 1,802 | 438 |
| Eating places (except refreshment stands) | 267 | 213 | 12,015 | 11,457 | 2,348 | 45,936 | 44,015 | 1,604 | 1,478 | 297 |
| Restaurants, cafeterias | (NA) | 209 | (NA) | 11,380 | 2,326 | 45,496 | 43,650 | 1,591 | 1,470 | (NA) |
| Caterers | (NA) | 1 | (NA) | (D) | (D) | (D) | (D) | (D) | (D) | (NA) |
| In-plant food contractors | (NA) | 3 | (NA) | (D) | (D) | (D) | (D) | (D) | (D) | (NA) |
| Refreshment stands | 64 | 56 | (D) | (D) | (D) | (D) | (D) | (D) | (D) | (D) |
| Drinking places | 87 | 67 | (D) | (D) | (D) | (D) | (D) | (D) | (D) | (D) |
| General Merchandise Group | | | | | | | | | | |
| Total | 114 | 76 | 33,169 | 32,473 | 5,177 | 93,123 | 86,136 | 2,471 | 1,980 | 114 |
| Department stores | 4 | 4 | 21,354 | 21,354 | 3,781 | 65,763 | 62,848 | 1,593 | 1,439 | *** |
| Dry goods, general merchandise stores | 55 | 31 | 5,070 | 4,648 | 534 | 11,472 | 10,315 | 259 | 184 | 67 |
| General stores | 23 | 13 | 1,157 | 897 | 39 | 693 | 666 | 22 | 18 | 32 |
| Variety stores | 32 | 28 | 5,588 | 5,574 | 823 | 15,195 | 12,307 | 597 | 339 | 15 |

Standard Notes: (D) Withheld to avoid disclosure. (NA) Not available. n.e.c. Not elsewhere classified. XXXX Not applicable. (Z) Less than \$500. ... Represents zero.
¹ Group totals may include data for establishments without payroll which could not be classified by detailed kind of business.

Table 103. RETAIL TRADE: 1954 — STANDARD METROPOLITAN AREAS — Continued

Establishments, Sales, Payroll, and Personnel, by Kind of Business

| Standard metropolitan area and kind of business | Establishments | | Sales | | Payroll, entire year (\$1,000) | Payroll, workweek ended nearest Nov. 15 | | Paid employees, workweek ended nearest Nov. 15 | | Proprietors (unincorporated businesses only) ² (Number) |
|--|-----------------------------|-----------------------|--|---------------------------------------|--------------------------------|---|-------------------------|--|------------------------|--|
| | Total ¹ (Number) | With payroll (Number) | Total, all establishments ¹ (\$1,000) | Establishments with payroll (\$1,000) | | Total (Dollars) | Full workweek (Dollars) | Total (Number) | Full workweek (Number) | |
| CHATTANOOGA STANDARD METROPOLITAN AREA--Con. | | | | | | | | | | |
| Apparel, Accessories Stores | | | | | | | | | | |
| Total..... | 167 | 147 | 18,923 | 18,631 | 2,319 | 45,262 | 42,357 | 1,132 | 891 | 123 |
| Shoe stores..... | 33 | 29 | 2,868 | 2,818 | 367 | 6,448 | 5,858 | 171 | 105 | 18 |
| Men's shoe stores..... | (NA) | 6 | (NA) | (D) | (D) | (D) | (D) | (D) | (D) | (NA) |
| Women's shoe stores..... | (NA) | 10 | (NA) | 1,201 | 156 | 2,706 | 2,399 | 74 | 42 | (NA) |
| Children's, juveniles' shoe stores..... | (NA) | 1 | (NA) | (D) | (D) | (D) | (D) | (D) | (D) | (NA) |
| Family shoe stores..... | (NA) | 12 | (NA) | 1,132 | 156 | 2,887 | 2,636 | 83 | 51 | (NA) |
| Men's, boys' clothing and furnishings stores..... | (NA) | 24 | (NA) | 4,544 | 324 | 5,861 | 5,415 | 129 | 105 | (NA) |
| Men's, boys' clothing stores..... | (NA) | 21 | (NA) | (D) | (D) | (D) | (D) | (D) | (D) | (NA) |
| Men's, boys' furnishings stores..... | (NA) | 3 | (NA) | (D) | (D) | (D) | (D) | (D) | (D) | (NA) |
| Family clothing stores..... | (NA) | 31 | (NA) | 4,011 | 614 | 13,667 | 12,785 | 330 | 258 | (NA) |
| Women's clothing, specialty stores..... | 57 | 51 | 6,372 | 6,310 | 849 | 15,491 | 14,576 | 425 | 352 | 40 |
| Ready-to-wear stores..... | (NA) | 32 | (NA) | 4,271 | 483 | 9,326 | 8,689 | 273 | 216 | (NA) |
| Millinery stores..... | (NA) | 12 | (NA) | (D) | (D) | (D) | (D) | (D) | (D) | (NA) |
| Clothing, specialty stores, n.e.c..... | (NA) | 7 | (NA) | (D) | (D) | (D) | (D) | (D) | (D) | (NA) |
| Children's, infants' wear stores..... | 9 | 7 | 752 | (D) | 135 | 2,942 | 2,870 | 56 | 50 | 9 |
| Apparel stores, n.e.c..... | 7 | 5 | 240 | (D) | 30 | 853 | 853 | 21 | 21 | 9 |
| Furniture, Home Furnishings, Appliance Dealers | | | | | | | | | | |
| Total..... | 164 | 116 | 15,208 | 13,874 | 2,078 | 41,531 | 40,412 | 727 | 681 | 171 |
| Furniture, home furnishings stores..... | 98 | 84 | 10,172 | 9,996 | 1,457 | 28,763 | 28,001 | 555 | 515 | 102 |
| Furniture stores..... | (NA) | 63 | (NA) | 8,572 | 1,146 | 22,196 | 21,867 | 424 | 409 | (NA) |
| Floor covering stores..... | (NA) | 5 | (NA) | 692 | 161 | 3,327 | 3,276 | 49 | 47 | (NA) |
| Home furnishings stores, n.e.c., antique stores..... | (NA) | 16 | (NA) | 732 | 150 | 3,240 | 2,858 | 82 | 59 | (NA) |
| Household appliance, radio, TV stores..... | 66 | 32 | 5,036 | 3,878 | 621 | 12,768 | 12,411 | 172 | 166 | 69 |
| Household appliance stores..... | (NA) | 11 | (NA) | 832 | 139 | 3,476 | 3,356 | 50 | 48 | (NA) |
| Appliance, radio, TV stores..... | (NA) | 15 | (NA) | 2,417 | 371 | 7,055 | 6,975 | 98 | 96 | (NA) |
| Radio, TV stores..... | (NA) | 6 | (NA) | 629 | 111 | 2,237 | 2,080 | 24 | 22 | (NA) |
| Automotive Group | | | | | | | | | | |
| Total..... | 141 | 97 | 43,817 | 42,141 | 4,380 | 70,796 | 70,015 | 1,084 | 1,062 | 179 |
| Passenger car dealers (franchised)..... | 30 | 22 | 29,072 | 28,964 | 3,308 | 50,846 | 50,791 | 746 | 743 | 28 |
| Passenger car dealers (nonfranchised)..... | 74 | 46 | 10,190 | 8,732 | 438 | 8,615 | 8,504 | 148 | 143 | 115 |
| Tire, battery, accessory dealers..... | 30 | 24 | 3,987 | 3,913 | 590 | 10,559 | 9,944 | 177 | 163 | 31 |
| Motorcycle, aircraft, boat dealers..... | 4 | 4 | (D) | (D) | (D) | (D) | (D) | (D) | (D) | (D) |
| Household trailer dealers..... | *** | *** | (D) | (D) | (D) | (D) | (D) | (D) | (D) | (D) |
| Automotive dealers, n.e.c..... | 1 | 1 | (D) | (D) | (D) | (D) | (D) | (D) | (D) | (D) |
| Gasoline Service Stations | | | | | | | | | | |
| Total..... | 306 | 232 | 20,120 | 18,478 | 1,763 | 37,670 | 35,697 | 835 | 723 | 320 |
| Lumber, Bldg. Mtls., Hardware, Farm Equipment Dealers | | | | | | | | | | |
| Total..... | 118 | 84 | 18,316 | 17,852 | 2,139 | 40,522 | 39,427 | 661 | 618 | 115 |
| Farm equipment dealers..... | 3 | 1 | (D) | (D) | (D) | (D) | (D) | (D) | (D) | (D) |
| Lumber, building materials dealers..... | 32 | 26 | 10,274 | 10,246 | 1,244 | 22,529 | 21,768 | 361 | 332 | 31 |
| Paint, glass, wallpaper stores..... | 16 | 10 | 2,075 | 2,017 | 266 | 5,068 | 5,043 | 79 | 79 | 14 |
| Plumbing, electrical supply stores..... | 4 | 2 | (D) | (D) | (D) | (D) | (D) | (D) | (D) | (D) |
| Hardware stores..... | 63 | 45 | 5,771 | 5,411 | 611 | 12,446 | 12,145 | 213 | 200 | 62 |
| Drug Stores, Proprietary Stores | | | | | | | | | | |
| Total..... | 92 | 86 | 7,544 | 7,366 | 991 | 19,564 | 18,559 | 505 | 447 | 105 |
| Drug stores..... | (NA) | 77 | (NA) | 6,993 | 954 | 18,877 | 17,922 | 475 | 422 | (NA) |
| Proprietary stores..... | (NA) | 9 | (NA) | 373 | 37 | 687 | 637 | 30 | 25 | (NA) |
| Other Retail Stores | | | | | | | | | | |
| Total..... | 314 | 224 | 27,581 | 25,929 | 2,302 | 43,066 | 41,500 | 883 | 792 | 301 |
| Liquor stores..... | 62 | 50 | 8,012 | 7,314 | 340 | 4,871 | 4,581 | 103 | 87 | 69 |
| Fuel, ice dealers..... | 32 | 30 | 2,501 | (D) | 223 | 6,326 | 5,626 | 150 | 121 | 28 |
| Fuel dealers (coal, wood)..... | (NA) | 27 | (NA) | 2,367 | 201 | 5,767 | 5,067 | 140 | 111 | (NA) |
| Liquefied petroleum gas dealers..... | (NA) | 2 | (NA) | (D) | (D) | (D) | (D) | (D) | (D) | (NA) |
| Fuel oil dealers..... | (NA) | *** | (NA) | *** | *** | *** | *** | *** | *** | (NA) |
| Ice dealers..... | (NA) | 1 | (NA) | (D) | (D) | (D) | (D) | (D) | (D) | (NA) |
| Hay, grain, feed stores..... | 17 | 15 | 7,044 | (D) | 398 | 8,077 | 8,073 | 135 | 134 | 9 |
| Farm, garden supply stores..... | 10 | 8 | 1,171 | (D) | 80 | 1,304 | 1,277 | 27 | 26 | 8 |
| Jewelry stores..... | 28 | 20 | 2,613 | 2,469 | 389 | 6,764 | 6,663 | 125 | 115 | 22 |
| Book stores..... | 7 | 5 | 193 | (D) | 20 | 321 | 273 | 13 | 8 | 4 |
| Stationery stores..... | 1 | 1 | (D) | (D) | (D) | (D) | (D) | (D) | (D) | (D) |
| Sporting goods stores..... | 16 | 2 | 637 | (D) | (D) | (D) | (D) | (D) | (D) | (D) |
| Bicycle stores..... | 4 | 2 | 60 | (D) | (D) | (D) | (D) | (D) | (D) | (D) |
| Florists..... | 33 | 25 | 1,023 | 963 | 154 | 2,359 | 2,339 | 56 | 52 | 31 |
| Cigar stores, stands..... | *** | *** | *** | *** | *** | *** | *** | *** | *** | *** |
| News dealers, newsstands..... | 3 | 3 | (D) | (D) | (D) | (D) | (D) | (D) | (D) | (D) |
| Gift, novelty, souvenir stores..... | 15 | 7 | 538 | 462 | 67 | 923 | 818 | 26 | 20 | 21 |
| Music stores..... | 5 | 5 | 594 | 594 | 100 | 2,078 | 2,043 | 38 | 34 | 2 |
| Camera, photographic supply stores..... | 9 | 7 | 467 | (D) | 60 | 1,127 | 1,115 | 26 | 24 | 6 |
| Luggage, leather goods stores..... | 2 | 2 | (D) | (D) | (D) | (D) | (D) | (D) | (D) | (D) |
| Optical goods stores..... | 2 | 2 | (D) | (D) | (D) | (D) | (D) | (D) | (D) | (D) |
| Office, store machine and equipment dealers..... | 7 | 5 | 325 | (D) | 46 | 715 | 715 | 12 | 12 | 9 |
| Retail stores (except second-hand) n.e.c..... | 7 | 7 | 379 | 379 | 37 | 611 | 611 | 14 | 14 | 6 |
| Second-hand stores..... | 34 | 28 | 1,118 | 1,100 | 208 | 4,289 | 4,109 | 101 | 90 | 31 |
| Nonstore Retailers | | | | | | | | | | |
| Total..... | 158 | 22 | 3,548 | 1,874 | 233 | 4,036 | 3,937 | 82 | 76 | 170 |
| Mail order houses..... | 5 | 3 | 286 | (D) | (D) | (D) | (D) | (D) | (D) | (D) |
| Direct selling (house-to-house) organizations..... | 138 | 12 | 2,253 | 701 | 150 | 2,700 | 2,611 | 55 | 52 | 148 |
| Merchandise vending machine operators..... | 15 | 7 | 1,007 | (D) | (D) | (D) | (D) | (D) | (D) | (D) |

Standard Notes: (D) Withheld to avoid disclosure. (NA) Not available. n.e.c. Not elsewhere classified. XXXX Not applicable. (Z) Less than \$500. ... Represents zero.
¹ Group totals may include data for establishments without payroll which could not be classified by detailed kind of business.

Table 103. RETAIL TRADE: 1954 — STANDARD METROPOLITAN AREAS — Continued

Establishments, Sales, Payroll, and Personnel, by Kind of Business

| Standard metropolitan area and kind of business | Establishments | | Sales | | Payroll, entire year (\$1,000) | Payroll, workweek ended nearest Nov. 15 | | Paid employees, workweek ended nearest Nov. 15 | | Proprietors (unincorporated businesses only) ¹ (Number) |
|---|-----------------------------|-----------------------|--|---------------------------------------|--------------------------------|---|-------------------------|--|------------------------|--|
| | Total ¹ (Number) | With payroll (Number) | Total, all establishments ¹ (\$1,000) | Establishments with payroll (\$1,000) | | Total (Dollars) | Full workweek (Dollars) | Total (Number) | Full workweek (Number) | |
| COLUMBUS STANDARD METROPOLITAN AREA--Consists of Chattahoochee and Muscogee Counties, Ga., and Russell County, Ala. | | | | | | | | | | |
| Retail trade, total..... | 1,727 | 1,067 | 154,180 | 142,496 | 16,206 | 311,756 | 295,840 | 7,732 | 6,647 | 1,749 |
| Food Stores | | | | | | | | | | |
| Total..... | 542 | 196 | 36,821 | 30,897 | 2,015 | 38,519 | 34,415 | 1,034 | 745 | 552 |
| Grocery stores..... | 508 | 180 | 35,561 | 29,817 | 1,884 | 35,653 | 31,582 | 951 | 666 | 514 |
| Meat markets..... | 3 | 1 | (D) | (D) | (D) | (D) | (D) | (D) | (D) | (D) |
| Fish (seafood) markets..... | ... | ... | ... | ... | ... | ... | ... | ... | ... | ... |
| Fruit stores, vegetable markets..... | 17 | 5 | 384 | 260 | 16 | 187 | 187 | 6 | 6 | 18 |
| Candy, nut, confectionery stores..... | 5 | 1 | 64 | (D) | (D) | (D) | (D) | (D) | (D) | (D) |
| Bakery products stores..... | 7 | 7 | 368 | 368 | 89 | 2,108 | 2,091 | 61 | 59 | 10 |
| Bakeries, with baking on premises..... | 7 | 7 | 368 | 368 | 89 | 2,108 | 2,091 | 61 | 59 | 10 |
| Bakeries, without baking on premises..... | ... | ... | ... | ... | ... | ... | ... | ... | ... | ... |
| Delicatessen stores..... | 1 | 1 | (D) | (D) | (D) | (D) | (D) | (D) | (D) | (D) |
| Food stores, n.e.c..... | 1 | 1 | (D) | (D) | (D) | (D) | (D) | (D) | (D) | (D) |
| Eating, Drinking Places | | | | | | | | | | |
| Total..... | 246 | 176 | 9,968 | 9,028 | 1,545 | 33,549 | 32,172 | 1,280 | 1,175 | 298 |
| Eating places (except refreshment stands)..... | 176 | 126 | 7,552 | 6,952 | 1,293 | 28,280 | 26,970 | 1,089 | 990 | 205 |
| Restaurants, cafeterias..... | (NA) | 126 | (NA) | 6,952 | 1,293 | 28,280 | 26,970 | 1,089 | 990 | (NA) |
| Caterers..... | (NA) | ... | (NA) | ... | ... | ... | ... | ... | ... | (NA) |
| In-plant food contractors..... | (NA) | ... | (NA) | ... | ... | ... | ... | ... | ... | (NA) |
| Refreshment stands..... | 17 | 13 | 305 | 275 | 38 | 705 | 689 | 24 | 22 | 12 |
| Drinking places..... | 51 | 37 | 2,089 | 1,801 | 214 | 4,564 | 4,513 | 167 | 163 | 79 |
| General Merchandise Group | | | | | | | | | | |
| Total..... | 73 | 45 | 20,366 | 19,690 | 2,953 | 52,786 | 47,572 | 1,667 | 1,291 | 74 |
| Department stores..... | 4 | 4 | 12,700 | 12,700 | 2,060 | 33,583 | 30,770 | 920 | 769 | ... |
| Dry goods, general merchandise stores..... | 31 | 17 | 2,953 | 2,701 | 253 | 4,834 | 3,992 | 135 | 81 | 43 |
| General stores..... | 18 | 8 | 854 | 482 | 31 | 589 | 502 | 24 | 17 | 20 |
| Variety stores..... | 20 | 16 | 3,859 | 3,807 | 609 | 13,780 | 12,308 | 588 | 424 | 11 |
| Apparel, Accessories Stores | | | | | | | | | | |
| Total..... | 117 | 111 | (D) | (D) | (D) | (D) | (D) | (D) | (D) | (D) |
| Shoe stores..... | 23 | 21 | 2,380 | (D) | 292 | 5,048 | 4,363 | 127 | 79 | 14 |
| Men's shoe stores..... | (NA) | 3 | (NA) | (D) | (D) | (D) | (D) | (D) | (D) | (NA) |
| Women's shoe stores..... | (NA) | 4 | (NA) | 643 | 74 | 1,139 | 973 | 38 | 17 | (NA) |
| Children's, juveniles' shoe stores..... | (NA) | 1 | (NA) | (D) | (D) | (D) | (D) | (D) | (D) | (NA) |
| Family shoe stores..... | (NA) | 13 | (NA) | 1,551 | 200 | 3,580 | 3,061 | 84 | 57 | (NA) |
| Men's, boys' clothing and furnishings stores..... | (NA) | 23 | (NA) | (D) | (D) | (D) | (D) | (D) | (D) | (NA) |
| Men's, boys' clothing stores..... | (NA) | 19 | (NA) | 2,002 | 287 | 5,491 | 5,330 | 118 | 104 | (NA) |
| Men's, boys' furnishings stores..... | (NA) | 4 | (NA) | (D) | (D) | (D) | (D) | (D) | (D) | (NA) |
| Family clothing stores..... | (NA) | 14 | (NA) | 1,422 | 179 | 3,229 | 2,816 | 104 | 72 | (NA) |
| Women's clothing, specialty stores..... | 42 | 40 | 4,714 | (D) | 642 | 12,445 | 11,862 | 345 | 303 | 13 |
| Ready-to-wear stores..... | (NA) | 30 | (NA) | 4,216 | 568 | 10,940 | 10,524 | 307 | 276 | (NA) |
| Millinery stores..... | (NA) | 6 | (NA) | (D) | 42 | 740 | 614 | 20 | 14 | (NA) |
| Clothing, specialty stores, n.e.c..... | (NA) | 4 | (NA) | (D) | 32 | 765 | 724 | 18 | 13 | (NA) |
| Children's, infants' wear stores..... | 7 | 7 | 545 | 545 | 45 | 916 | 833 | 33 | 26 | 7 |
| Apparel stores, n.e.c..... | 6 | 6 | 239 | 239 | 39 | 735 | 729 | 19 | 19 | 4 |
| Furniture, Home Furnishings, Appliance Dealers | | | | | | | | | | |
| Total..... | 100 | 84 | 9,606 | 9,312 | 1,575 | 29,073 | 28,895 | 509 | 503 | 74 |
| Furniture, home furnishings stores..... | 63 | 57 | 6,950 | 6,900 | 1,273 | 23,422 | 23,294 | 408 | 406 | 38 |
| Furniture stores..... | (NA) | 45 | (NA) | 6,001 | 1,079 | 19,756 | 19,726 | 341 | 340 | (NA) |
| Floor covering stores..... | (NA) | 3 | (NA) | 388 | 90 | 1,929 | 1,831 | 27 | 26 | (NA) |
| Home furnishings stores, n.e.c., antique stores..... | (NA) | 9 | (NA) | 511 | 104 | 1,737 | 1,737 | 40 | 40 | (NA) |
| Household appliance, radio, TV stores..... | 37 | 27 | 2,656 | 2,412 | 302 | 5,651 | 5,601 | 101 | 97 | 36 |
| Household appliance stores..... | (NA) | 10 | (NA) | 977 | 150 | 2,710 | 2,710 | 47 | 47 | (NA) |
| Appliance, radio, TV stores..... | (NA) | 10 | (NA) | 690 | 45 | 956 | 951 | 16 | 15 | (NA) |
| Radio, TV stores..... | (NA) | 7 | (NA) | 745 | 107 | 1,985 | 1,940 | 38 | 35 | (NA) |
| Automotive Group | | | | | | | | | | |
| Total..... | 88 | 72 | 28,062 | 27,464 | 2,588 | 47,338 | 46,965 | 701 | 682 | 86 |
| Passenger car dealers (franchised)..... | 15 | 13 | 16,821 | (D) | 1,781 | 31,636 | 31,584 | 425 | 423 | 6 |
| Passenger car dealers (nonfranchised)..... | 47 | 35 | 7,996 | 7,448 | 495 | 9,164 | 9,076 | 158 | 154 | 53 |
| Tire, battery, accessory dealers..... | 16 | 14 | 1,919 | (D) | 266 | 5,125 | 4,949 | 92 | 81 | 18 |
| Motorcycle, aircraft, boat dealers..... | 4 | 4 | (D) | (D) | (D) | (D) | (D) | (D) | (D) | (D) |
| Household trailer dealers..... | 4 | 4 | 1,058 | 1,058 | 22 | 570 | 570 | 11 | 11 | 3 |
| Automotive dealers, n.e.c..... | 2 | 2 | (D) | (D) | (D) | (D) | (D) | (D) | (D) | (D) |
| Gasoline Service Stations | | | | | | | | | | |
| Total..... | 175 | 137 | 11,502 | 10,516 | 1,035 | 22,634 | 21,702 | 522 | 472 | 195 |
| Lumber, Bldg. Mats., Hardware, Farm Equipment Dealers | | | | | | | | | | |
| Total..... | 33 | 27 | 4,953 | 4,819 | 702 | 13,564 | 13,202 | 241 | 232 | 34 |
| Farm equipment dealers..... | 2 | 2 | (D) | (D) | (D) | (D) | (D) | (D) | (D) | (D) |
| Lumber, building materials dealers..... | 5 | 5 | 2,886 | 2,886 | 400 | 7,950 | 7,618 | 140 | 133 | 6 |
| Paint, glass, wallpaper stores..... | 5 | 3 | 516 | (D) | (D) | (D) | (D) | (D) | (D) | (D) |
| Plumbing, electrical supply stores..... | 1 | 1 | (D) | (D) | (D) | (D) | (D) | (D) | (D) | (D) |
| Hardware stores..... | 20 | 16 | 1,105 | 985 | 150 | 2,818 | 2,788 | 57 | 55 | 22 |
| Drug Stores, Proprietary Stores | | | | | | | | | | |
| Total..... | 62 | 54 | 4,825 | 4,667 | 619 | 12,832 | 12,008 | 334 | 290 | 67 |
| Drug stores..... | (NA) | 52 | (NA) | (D) | (D) | (D) | (D) | (D) | (D) | (NA) |
| Proprietary stores..... | (NA) | 2 | (NA) | (D) | (D) | (D) | (D) | (D) | (D) | (NA) |
| Other Retail Stores | | | | | | | | | | |
| Total..... | 211 | 149 | 13,640 | 12,386 | 1,348 | 27,706 | 27,238 | 564 | 535 | 216 |
| Liquor stores..... | 75 | 63 | 5,037 | 4,563 | 263 | 4,799 | 4,719 | 111 | 105 | 79 |
| Fuel, ice dealers..... | 13 | 7 | 638 | 588 | 110 | 3,227 | 3,222 | 62 | 61 | 10 |
| Fuel dealers (coal, wood)..... | (NA) | 5 | (NA) | (D) | (D) | (D) | (D) | (D) | (D) | (NA) |
| Liquefied petroleum gas dealers..... | (NA) | 2 | (NA) | (D) | (D) | (D) | (D) | (D) | (D) | (NA) |
| Fuel oil dealers..... | (NA) | ... | (NA) | ... | ... | ... | ... | ... | ... | (NA) |
| Ice dealers..... | (NA) | ... | (NA) | ... | ... | ... | ... | ... | ... | (NA) |
| Hay, grain, feed stores..... | 13 | 9 | 1,979 | 1,941 | 132 | 2,455 | 2,355 | 61 | 53 | 9 |
| Farm, garden supply stores..... | 3 | 1 | 361 | (D) | (D) | (D) | (D) | (D) | (D) | (D) |

Standard Notes: (D) Withheld to avoid disclosure. (NA) Not available. n.e.c. Not elsewhere classified. XXX Not applicable. (Z) Less than \$500. ... Represents zero.
¹ Group totals may include data for establishments without payroll which could not be classified by detailed kind of business.

Table 103. RETAIL TRADE: 1954 — STANDARD METROPOLITAN AREAS — Continued

Establishments, Sales, Payroll, and Personnel, by Kind of Business

| Standard metropolitan area and kind of business | Establishments | | Sales | | Payroll, entire year (\$1,000) | Payroll, workweek ended nearest Nov. 15 | | Paid employees, workweek ended nearest Nov. 15 | | Proprietors (unincorporated businesses only) ¹ (Number) |
|--|-----------------------------|-----------------------|--|---------------------------------------|--------------------------------|---|-------------------------|--|------------------------|--|
| | Total ¹ (Number) | With payroll (Number) | Total, all establishments ¹ (\$1,000) | Establishments with payroll (\$1,000) | | Total (Dollars) | Full workweek (Dollars) | Total (Number) | Full workweek (Number) | |
| COLUMBUS STANDARD METROPOLITAN AREA--Con. | | | | | | | | | | |
| Other Retail Stores--Con. | | | | | | | | | | |
| Jewelry stores..... | 16 | 16 | 1,963 | 1,963 | 301 | 5,621 | 5,578 | 98 | 96 | 14 |
| Book stores..... | 1 | 1 | (D) | (D) | (D) | (D) | (D) | (D) | (D) | (D) |
| Stationery stores..... | 3 | 1 | (D) | (D) | (D) | (D) | (D) | (D) | (D) | (D) |
| Sporting goods stores..... | 7 | 5 | 474 | (D) | 45 | 994 | 994 | 21 | 21 | 7 |
| Bicycle stores..... | 4 | 2 | 69 | (D) | (D) | (D) | (D) | (D) | (D) | (D) |
| Florists..... | 12 | 8 | 404 | 376 | 63 | 1,086 | 1,066 | 29 | 27 | 14 |
| Cigar stores, stands..... | 2 | *** | (D) | *** | *** | *** | *** | *** | *** | (D) |
| News dealers, newsstands..... | 3 | 1 | 30 | (D) | (D) | (D) | (D) | (D) | (D) | (D) |
| Gift, novelty, souvenir stores..... | 5 | 5 | 228 | 228 | 26 | 439 | 430 | 11 | 10 | 5 |
| Music stores..... | 10 | 6 | 271 | 191 | 18 | 372 | 372 | 10 | 10 | 11 |
| Camera, photographic supply stores..... | *** | *** | *** | *** | *** | *** | *** | *** | *** | *** |
| Luggage, leather goods stores..... | *** | *** | *** | *** | *** | *** | *** | *** | *** | *** |
| Optical goods stores..... | 1 | 1 | (D) | (D) | (D) | (D) | (D) | (D) | (D) | (D) |
| Office, store machine and equipment dealers..... | *** | *** | *** | *** | *** | *** | *** | *** | *** | *** |
| Retail stores (except second-hand) n.e.c..... | 6 | 6 | 233 | 233 | 48 | 1,035 | 909 | 16 | 14 | 5 |
| Second-hand stores..... | 21 | 17 | 1,094 | 1,080 | 210 | 4,101 | 4,024 | 85 | 79 | 25 |
| Nonstore Retailers | | | | | | | | | | |
| Total..... | 80 | 16 | (D) | (D) | (D) | (D) | (D) | (D) | (D) | (D) |
| Mail order houses..... | *** | *** | *** | *** | *** | *** | *** | *** | *** | *** |
| Direct selling (house-to-house) organizations..... | 72 | 10 | 1,142 | 658 | 161 | 3,073 | 3,043 | 55 | 54 | 72 |
| Merchandise vending machine operators..... | 8 | 6 | (D) | (D) | (D) | (D) | (D) | (D) | (D) | (D) |
| MACON STANDARD METROPOLITAN AREA- Consists of Bibb and Houston Counties, Ga | | | | | | | | | | |
| Retail trade, total..... | 1,305 | 925 | 145,926 | 139,598 | 15,862 | 311,262 | 295,947 | 7,429 | 6,299 | 1,239 |
| Food Stores | | | | | | | | | | |
| Total..... | 356 | 188 | 33,591 | 30,237 | 2,009 | 39,988 | 35,941 | 1,041 | 762 | 367 |
| Grocery stores..... | 328 | 166 | 31,821 | 28,529 | 1,803 | 35,236 | 31,332 | 919 | 648 | 341 |
| Meat markets..... | 2 | 2 | (D) | (D) | (D) | (D) | (D) | (D) | (D) | (D) |
| Fish (seafood) markets..... | 4 | 4 | 145 | 129 | 11 | 272 | 260 | 7 | 6 | 6 |
| Fruit stores, vegetable markets..... | 8 | 4 | 590 | 550 | 31 | 531 | 498 | 18 | 16 | 9 |
| Candy, nut, confectionery stores..... | 2 | *** | (D) | *** | *** | *** | *** | *** | *** | (D) |
| Bakery products stores..... | 8 | 8 | 476 | 476 | 96 | 2,762 | 2,762 | 65 | 65 | 6 |
| Bakeries, with baking on premises..... | 6 | 6 | (D) | (D) | (D) | (D) | (D) | (D) | (D) | (D) |
| Bakeries, without baking on premises..... | 2 | 2 | (D) | (D) | (D) | (D) | (D) | (D) | (D) | (D) |
| Delicatessen stores..... | *** | *** | *** | *** | *** | *** | *** | *** | *** | *** |
| Food stores, n.e.c..... | 4 | 4 | (D) | (D) | (D) | (D) | (D) | (D) | (D) | (D) |
| Eating, Drinking Places | | | | | | | | | | |
| Total..... | 190 | 136 | 8,220 | 7,668 | 1,458 | 30,388 | 28,827 | 1,070 | 943 | 195 |
| Eating places (except refreshment stands)..... | 119 | 89 | 6,385 | 6,049 | 1,276 | 26,655 | 25,211 | 951 | 829 | 133 |
| Restaurants, cafeterias..... | (NA) | 85 | (NA) | (D) | (D) | (D) | (D) | (D) | (D) | (NA) |
| Caterers..... | (NA) | *** | (NA) | *** | *** | *** | *** | *** | *** | (NA) |
| In-plant food contractors..... | (NA) | 4 | (NA) | (D) | (D) | (D) | (D) | (D) | (D) | (NA) |
| Refreshment stands..... | 26 | 14 | 548 | 454 | 61 | 1,266 | 1,266 | 47 | 47 | 18 |
| Drinking places..... | 45 | 33 | 1,287 | 1,165 | 121 | 2,467 | 2,350 | 72 | 67 | 44 |
| General Merchandise Group | | | | | | | | | | |
| Total..... | 53 | 43 | 18,420 | 18,328 | 2,734 | 54,419 | 49,542 | 1,545 | 1,110 | 35 |
| Department stores..... | 6 | 6 | 13,295 | 13,295 | 1,991 | 39,566 | 37,149 | 908 | 727 | *** |
| Dry goods, general merchandise stores..... | 14 | 8 | 694 | 632 | 78 | 1,501 | 1,358 | 69 | 37 | 12 |
| General stores..... | 4 | 4 | 279 | 279 | 17 | 354 | 321 | 12 | 10 | 4 |
| Variety stores..... | 29 | 25 | 4,152 | 4,122 | 648 | 12,998 | 10,714 | 556 | 336 | 19 |
| Apparel, Accessories Stores | | | | | | | | | | |
| Total..... | 83 | 75 | 10,796 | 10,734 | 1,347 | 24,699 | 23,636 | 644 | 552 | 57 |
| Shoe stores..... | 27 | 25 | 2,446 | (D) | 297 | 5,416 | 5,036 | 134 | 92 | 10 |
| Men's shoe stores..... | (NA) | 4 | (NA) | 288 | 27 | 447 | 440 | 8 | 7 | (NA) |
| Women's shoe stores..... | (NA) | 8 | (NA) | 1,012 | 114 | 2,028 | 1,854 | 64 | 39 | (NA) |
| Children's, juveniles' shoe stores..... | *** | *** | (NA) | *** | *** | *** | *** | *** | *** | (NA) |
| Family shoe stores..... | (NA) | 13 | (NA) | 1,136 | 156 | 2,941 | 2,742 | 62 | 46 | (NA) |
| Men's, boys' clothing and furnishings stores..... | (NA) | 11 | (NA) | 1,907 | 306 | 4,800 | 4,733 | 103 | 98 | (NA) |
| Men's, boys' clothing stores..... | (NA) | 10 | (NA) | (D) | (D) | (D) | (D) | (D) | (D) | (NA) |
| Men's, boys' furnishings stores..... | (NA) | 1 | (NA) | (D) | (D) | (D) | (D) | (D) | (D) | (NA) |
| Family clothing stores..... | (NA) | 9 | (NA) | 941 | 138 | 2,602 | 2,391 | 70 | 52 | (NA) |
| Women's clothing, specialty stores..... | 27 | 25 | 5,312 | (D) | 594 | 11,641 | 11,262 | 327 | 302 | 23 |
| Ready-to-wear stores..... | (NA) | 17 | (NA) | 4,035 | 480 | 9,248 | 8,931 | 268 | 248 | (NA) |
| Millinery stores..... | (NA) | 4 | (NA) | (D) | (D) | (D) | (D) | (D) | (D) | (NA) |
| Clothing, specialty stores, n.e.c..... | (NA) | 4 | (NA) | (D) | (D) | (D) | (D) | (D) | (D) | (NA) |
| Children's, infants' wear stores..... | 3 | 3 | 120 | 120 | (D) | (D) | (D) | (D) | (D) | (D) |
| Apparel stores, n.e.c..... | 2 | 2 | (D) | (D) | (D) | (D) | (D) | (D) | (D) | (D) |
| Furniture, Home Furnishings, Appliance Dealers | | | | | | | | | | |
| Total..... | 53 | 47 | 6,921 | 6,841 | 1,041 | 20,118 | 19,791 | 362 | 347 | 47 |
| Furniture, home furnishings stores..... | 53 | 29 | 4,853 | (D) | 741 | 14,035 | 13,895 | 246 | 237 | 28 |
| Furniture stores..... | (NA) | 25 | (NA) | 4,621 | 720 | 13,629 | 13,504 | 237 | 229 | (NA) |
| Floor covering stores..... | (NA) | 1 | (NA) | (D) | (D) | (D) | (D) | (D) | (D) | (NA) |
| Home furnishings stores, n.e.c., antique stores..... | (NA) | 3 | (NA) | (D) | (D) | (D) | (D) | (D) | (D) | (NA) |
| Household appliance, radio, TV stores..... | 20 | 18 | 2,068 | (D) | 300 | 6,083 | 5,896 | 116 | 110 | 19 |
| Household appliance stores..... | (NA) | 10 | (NA) | 1,457 | 212 | 4,224 | 4,189 | 78 | 76 | (NA) |
| Appliance, radio, TV stores..... | (NA) | 3 | (NA) | (D) | (D) | (D) | (D) | (D) | (D) | (NA) |
| Radio, TV stores..... | (NA) | 5 | (NA) | 221 | (D) | (D) | (D) | (D) | (D) | (NA) |
| Automotive Group | | | | | | | | | | |
| Total..... | 68 | 58 | 27,860 | 27,620 | 2,704 | 50,869 | 49,811 | 804 | 775 | 63 |
| Passenger car dealers (franchised)..... | 22 | 22 | 18,311 | 18,311 | 1,873 | 34,684 | 34,232 | 509 | 500 | 16 |
| Passenger car dealers (nonfranchised)..... | 28 | 20 | 5,167 | 4,999 | 247 | 4,027 | 3,951 | 84 | 78 | 31 |
| Tire, battery, accessory dealers..... | 12 | 12 | 3,859 | 3,859 | 557 | 11,577 | 11,047 | 201 | 187 | 10 |
| Motorcycle, aircraft, boat dealers..... | 4 | 2 | (D) | (D) | (D) | (D) | (D) | (D) | (D) | (D) |
| Household trailer dealers..... | 2 | 2 | (D) | (D) | (D) | (D) | (D) | (D) | (D) | (D) |
| Automotive dealers, n.e.c..... | *** | *** | *** | *** | *** | *** | *** | *** | *** | *** |

Standard Notes: (D) Withheld to avoid disclosure. (NA) Not available. n.e.c. Not elsewhere classified. XXX Not applicable. (Z) Less than \$500. ... Represents zero.
¹ Group totals may include data for establishments without payroll which could not be classified by detailed kind of business.

Table 103. RETAIL TRADE: 1954 — STANDARD METROPOLITAN AREAS — Continued

Establishments, Sales, Payroll, and Personnel, by Kind of Business

| Standard metropolitan area and kind of business | Establishments | | Sales | | Payroll, entire year (\$1,000) | Payroll, workweek ended nearest Nov. 15 | | Paid employees, workweek ended nearest Nov. 15 | | Proprietors (unincorporated businesses only) (Number) |
|--|--------------------|--------------|--|-----------------------------|--------------------------------|---|---------------|--|---------------|---|
| | Total ¹ | With payroll | Total, all establishments ¹ | Establishments with payroll | | Total | Full workweek | Total | Full workweek | |
| | (Number) | (Number) | (\$1,000) | (\$1,000) | (Dollars) | (Dollars) | (Number) | (Number) | (Number) | |
| MACON STANDARD METROPOLITAN AREA--Con. | | | | | | | | | | |
| Gasoline Service Stations | | | | | | | | | | |
| Total..... | 162 | 140 | 10,542 | 9,916 | 889 | 18,922 | 17,920 | 463 | 394 | 166 |
| Lumber, Bldg. Mats., Hardware, Farm Equipment Dealers | | | | | | | | | | |
| Total..... | 51 | 41 | 10,588 | 10,302 | 1,253 | 25,163 | 24,718 | 463 | 450 | 43 |
| Farm equipment dealers..... | 11 | 11 | 2,796 | 2,796 | 276 | 5,701 | 5,655 | 99 | 98 | 9 |
| Lumber, building materials dealers..... | 17 | 15 | 5,794 | (D) | 737 | 14,801 | 14,668 | 281 | 274 | 11 |
| Paint, glass, wallpaper stores..... | 7 | 5 | (D) | (D) | (D) | (D) | (D) | (D) | (D) | (D) |
| Plumbing, electrical supply stores..... | 1 | 1 | (D) | (D) | (D) | (D) | (D) | (D) | (D) | (D) |
| Hardware stores..... | 15 | 9 | 1,132 | 902 | 139 | 2,763 | 2,763 | 49 | 49 | 15 |
| Drug Stores, Proprietary Stores | | | | | | | | | | |
| Total..... | 46 | 44 | 5,199 | (D) | 837 | 16,254 | 16,052 | 425 | 402 | 31 |
| Drug stores..... | (NA) | 43 | (NA) | (D) | (D) | (D) | (D) | (D) | (D) | (NA) |
| Proprietary stores..... | (NA) | 1 | (NA) | (D) | (D) | (D) | (D) | (D) | (D) | (NA) |
| Other Retail Stores | | | | | | | | | | |
| Total..... | 175 | 139 | 11,960 | (D) | 1,375 | 26,741 | 26,116 | 542 | 503 | 166 |
| Liquor stores..... | 41 | 37 | 3,732 | 3,598 | 195 | 3,617 | 3,478 | 88 | 78 | 40 |
| Fuel, ice dealers..... | 13 | 11 | 496 | (D) | 80 | 2,486 | 2,423 | 53 | 49 | 11 |
| Fuel dealers (coal, wood)..... | (NA) | 7 | (NA) | 286 | 36 | 853 | 790 | 28 | 24 | (NA) |
| Liquefied petroleum gas dealers..... | (NA) | 3 | (NA) | 182 | (D) | (D) | (D) | (D) | (D) | (NA) |
| Fuel oil dealers..... | (NA) | ••• | (NA) | ••• | ••• | ••• | ••• | ••• | ••• | (NA) |
| Ice dealers..... | (NA) | 1 | (NA) | (D) | (D) | (D) | (D) | (D) | (D) | (NA) |
| Hay, grain, feed stores..... | 10 | 8 | 1,405 | (D) | 99 | 2,015 | 1,912 | 45 | 39 | 6 |
| Farm, garden supply stores..... | 4 | 4 | 768 | 768 | 36 | 607 | 607 | 17 | 17 | 5 |
| Jewelry stores..... | 20 | 18 | 1,640 | (D) | 341 | 6,391 | 6,331 | 104 | 101 | 16 |
| Book stores..... | 2 | 2 | (D) | (D) | (D) | (D) | (D) | (D) | (D) | (D) |
| Stationery stores..... | 1 | 1 | (D) | (D) | (D) | (D) | (D) | (D) | (D) | (D) |
| Sporting goods stores..... | 5 | 5 | (D) | (D) | (D) | (D) | (D) | (D) | (D) | (D) |
| Bicycle stores..... | 2 | 2 | (D) | (D) | (D) | (D) | (D) | (D) | (D) | (D) |
| Florists..... | 20 | 14 | 502 | 450 | 70 | 1,330 | 1,310 | 35 | 34 | 23 |
| Cigar stores, stands..... | 1 | 1 | (D) | (D) | (D) | (D) | (D) | (D) | (D) | (D) |
| News dealers, newsstands..... | 3 | 1 | 47 | (D) | (D) | (D) | (D) | (D) | (D) | (D) |
| Gift, novelty, souvenir stores..... | 6 | 4 | 92 | (D) | 12 | 232 | 232 | 6 | 6 | 6 |
| Music stores..... | 8 | 8 | 471 | 471 | 64 | 1,190 | 1,163 | 28 | 25 | 6 |
| Camera, photographic supply stores..... | 1 | 1 | (D) | (D) | (D) | (D) | (D) | (D) | (D) | (D) |
| Luggage, leather goods stores..... | 1 | 1 | (D) | (D) | (D) | (D) | (D) | (D) | (D) | (D) |
| Optical goods stores..... | 2 | 2 | (D) | (D) | (D) | (D) | (D) | (D) | (D) | (D) |
| Office, store machine and equipment dealers..... | 3 | 3 | 141 | 141 | 51 | 1,062 | 1,048 | 21 | 20 | 4 |
| Retail stores (except second-hand) n.e.c..... | 3 | 3 | (D) | (D) | (D) | (D) | (D) | (D) | (D) | (D) |
| Second-hand stores..... | 15 | 13 | 1,267 | (D) | 215 | 4,024 | 3,886 | 78 | 71 | 75 |
| Nonstore Retailers | | | | | | | | | | |
| Total..... | 62 | 14 | 1,829 | 1,243 | 215 | 3,701 | 3,590 | 70 | 61 | 69 |
| Mail order houses..... | ••• | ••• | ••• | ••• | ••• | ••• | ••• | ••• | ••• | ••• |
| Direct selling (house-to-house) organizations..... | 55 | 11 | 1,261 | (D) | (D) | (D) | (D) | (D) | (D) | (D) |
| Merchandise vending machine operators..... | 7 | 3 | 568 | (D) | (D) | (D) | (D) | (D) | (D) | (D) |

SAVANNAH STANDARD METROPOLITAN AREA--Coextensive with Chatham County, Ga.

| | | | | | | | | | | |
|--|-------|-------|---------|---------|--------|---------|---------|-------|-------|-------|
| Retail trade, total..... | 1,521 | 1,017 | 154,137 | 145,479 | 17,701 | 334,865 | 321,085 | 8,058 | 7,165 | 1,510 |
| Food Stores | | | | | | | | | | |
| Total..... | 436 | 200 | 35,742 | 31,628 | 1,944 | 38,679 | 36,165 | 1,054 | 888 | 474 |
| Grocery stores..... | 278 | 156 | 31,927 | 29,131 | 1,663 | 32,916 | 30,829 | 885 | 738 | 300 |
| Meat markets..... | 5 | 5 | 813 | 813 | 57 | 1,245 | 1,180 | 37 | 33 | 6 |
| Fish (seafood) markets..... | 18 | 10 | 459 | 387 | 30 | 433 | 397 | 16 | 12 | 17 |
| Fruit stores, vegetable markets..... | 6 | ••• | (D) | (D) | (D) | (D) | (D) | (D) | (D) | (D) |
| Candy, nut, confectionery stores..... | 104 | 10 | 1,360 | 328 | 21 | 391 | 372 | 16 | 14 | 113 |
| Bakery products stores..... | 14 | 12 | 614 | (D) | 138 | 2,810 | 2,710 | 73 | 71 | 18 |
| Bakeries, with baking on premises..... | (NA) | 12 | (NA) | (D) | (D) | (D) | (D) | (D) | (D) | (NA) |
| Bakeries, without baking on premises..... | (NA) | ••• | (NA) | (D) | (D) | (D) | (D) | (D) | (D) | (NA) |
| Delicatessen stores..... | 7 | 5 | 296 | (D) | 25 | 394 | 367 | 16 | 13 | 9 |
| Food stores, n.e.c..... | 2 | 2 | (D) | (D) | (D) | (D) | (D) | (D) | (D) | (D) |
| Eating, Drinking Places | | | | | | | | | | |
| Total..... | 225 | 183 | 10,799 | 10,155 | 1,653 | 32,983 | 31,824 | 1,189 | 1,107 | 239 |
| Eating places (except refreshment stands)..... | 127 | 105 | 7,081 | 6,889 | 1,289 | 25,796 | 24,936 | 967 | 907 | 127 |
| Restaurants, cafeterias..... | (NA) | 104 | (NA) | (D) | (D) | (D) | (D) | (D) | (D) | (NA) |
| Caterers..... | (NA) | ••• | (NA) | ••• | ••• | ••• | ••• | ••• | ••• | (NA) |
| In-plant food contractors..... | (NA) | 1 | (NA) | (D) | (D) | (D) | (D) | (D) | (D) | (NA) |
| Refreshment stands..... | 27 | 21 | 671 | 605 | 96 | 1,818 | 1,722 | 65 | 53 | 20 |
| Drinking places..... | 71 | 57 | 3,035 | 2,661 | 268 | 5,369 | 5,166 | 157 | 147 | 90 |
| General Merchandise Group | | | | | | | | | | |
| Total..... | 50 | 40 | 18,097 | 18,025 | 2,757 | 54,009 | 48,105 | 1,580 | 1,175 | 38 |
| Department stores..... | 4 | 4 | 10,325 | 10,325 | 1,750 | 31,854 | 28,813 | 852 | 662 | ••• |
| Dry goods, general merchandise stores..... | 20 | 12 | (D) | 3,635 | (D) | (D) | (D) | (D) | (D) | (D) |
| General stores..... | 3 | 3 | (D) | (D) | (D) | (D) | (D) | (D) | (D) | (D) |
| Variety stores..... | 23 | 21 | 3,828 | (D) | 527 | 12,631 | 10,257 | 487 | 321 | 16 |

Standard Notes: (D) Withheld to avoid disclosure. (NA) Not available. n.e.c. Not elsewhere classified. XXX Not applicable. (Z) Less than \$500. ... Represents zero.
¹ Group totals may include data for establishments without payroll which could not be classified by detailed kind of business.

Table 103. RETAIL TRADE: 1954 — STANDARD METROPOLITAN AREAS — Continued

Establishments, Sales, Payroll, and Personnel, by Kind of Business

| Standard metropolitan area and kind of business | Establishments | | Sales | | Payroll, entire year (\$1,000) | Payroll, workweek ended nearest Nov. 15 | | Paid employees, workweek ended nearest Nov. 15 | | Proprietors (unincorporated businesses only) ¹ (Number) |
|--|-----------------------------|-----------------------|--|---------------------------------------|--------------------------------|---|-------------------------|--|------------------------|--|
| | Total ¹ (Number) | With payroll (Number) | Total, all establishments ¹ (\$1,000) | Establishments with payroll (\$1,000) | | Total (Dollars) | Full workweek (Dollars) | Total (Number) | Full workweek (Number) | |
| SAVANNAH STANDARD METROPOLITAN AREA--Con. | | | | | | | | | | |
| Apparel, Accessories Stores | | | | | | | | | | |
| Total | 102 | 96 | 13,779 | 13,667 | 1,961 | 35,064 | 33,917 | 814 | 736 | 68 |
| Shoe stores | 23 | 21 | 2,653 | (D) | 370 | 6,277 | 6,135 | 138 | 122 | 13 |
| Men's shoe stores | (NA) | 4 | (NA) | 244 | (D) | (D) | (D) | (D) | (D) | (NA) |
| Women's shoe stores | (NA) | 4 | (NA) | 806 | 100 | 1,654 | 1,576 | 45 | 35 | (NA) |
| Children's, juveniles' shoe stores | (NA) | 2 | (NA) | (D) | (D) | (D) | (D) | (D) | (D) | (NA) |
| Family shoe stores | (NA) | 11 | (NA) | 1,457 | 230 | 3,922 | 3,858 | 79 | 73 | (NA) |
| Men's, boys' clothing and furnishings stores | 18 | 18 | 2,465 | 2,465 | 391 | 7,091 | 6,799 | 128 | 113 | 13 |
| Men's, boys' clothing stores | 16 | 16 | (D) | (D) | (D) | (D) | (D) | (D) | (D) | (D) |
| Men's, boys' furnishings stores | 2 | 2 | (D) | (D) | (D) | (D) | (D) | (D) | (D) | (D) |
| Family clothing stores | 16 | 16 | 2,812 | 2,812 | 408 | 6,754 | 6,367 | 159 | 140 | 8 |
| Women's clothing, specialty stores | 38 | 34 | 4,892 | 4,755 | 662 | 12,357 | 12,193 | 327 | 308 | 25 |
| Ready-to-wear stores | (NA) | 22 | (NA) | 3,994 | 554 | 10,193 | 10,064 | 261 | 247 | (NA) |
| Millinery stores | (NA) | 8 | (NA) | 218 | 45 | 932 | 925 | 29 | 27 | (NA) |
| Clothing, specialty stores, n.e.c. | (NA) | 4 | (NA) | 593 | 63 | 1,232 | 1,208 | 37 | 34 | (NA) |
| Children's, infants' wear stores | 5 | 5 | (D) | (D) | (D) | (D) | (D) | (D) | (D) | (D) |
| Apparel stores, n.e.c. | 2 | 2 | (D) | (D) | (D) | (D) | (D) | (D) | (D) | (D) |
| Furniture, Home Furnishings, Appliance Dealers | | | | | | | | | | |
| Total | 72 | 64 | 9,335 | 9,221 | 1,516 | 26,791 | 26,605 | 475 | 466 | 63 |
| Furniture, home furnishings stores | 50 | 44 | 7,124 | (D) | 1,269 | 21,806 | 21,642 | 344 | 376 | 40 |
| Furniture stores | (NA) | 30 | (NA) | 5,809 | 969 | 16,614 | 16,499 | 302 | 295 | (NA) |
| Floor covering stores | (NA) | 3 | (NA) | 935 | 234 | 4,299 | 4,295 | 54 | 54 | (NA) |
| Home furnishings stores, n.e.c., antique stores | (NA) | 11 | (NA) | (D) | 66 | 893 | 844 | 28 | 27 | (NA) |
| Household appliance, radio, TV stores | 22 | 20 | 2,211 | (D) | 247 | 4,985 | 4,967 | 91 | 90 | 23 |
| Household appliance stores | (NA) | 4 | (NA) | (D) | 63 | 1,259 | 1,259 | 23 | 23 | (NA) |
| Appliance, radio, TV stores | (NA) | 12 | (NA) | 1,570 | 166 | 3,271 | 3,253 | 59 | 58 | (NA) |
| Radio, TV stores | (NA) | 4 | (NA) | 181 | 18 | 455 | 455 | 9 | 9 | (NA) |
| Automotive Group | | | | | | | | | | |
| Total | 53 | 45 | 27,527 | 27,345 | 3,069 | 56,855 | 56,428 | 813 | 797 | 37 |
| Passenger car dealers (franchised) | 14 | 14 | 21,648 | 21,648 | 2,435 | 45,621 | 45,473 | 617 | 613 | 3 |
| Passenger car dealers (nonfranchised) | 22 | 16 | 2,510 | 2,374 | 189 | 3,256 | 3,226 | 51 | 49 | 24 |
| Tire, battery, accessory dealers | 5 | 8 | 2,827 | 2,827 | 385 | 6,895 | 6,697 | 125 | 117 | 3 |
| Motorcycle, aircraft, boat dealers | 8 | 6 | (D) | (D) | (D) | (D) | (D) | (D) | (D) | (D) |
| Household trailer dealers | 1 | 1 | (D) | (D) | (D) | (D) | (D) | (D) | (D) | (D) |
| Automotive dealers, n.e.c. | *** | *** | *** | *** | *** | *** | *** | *** | *** | *** |
| Gasoline Service Stations | | | | | | | | | | |
| Total | 141 | 135 | 11,532 | 10,146 | 876 | 17,924 | 17,311 | 466 | 425 | 209 |
| Lumber, Bldg. Mats., Hardware, Farm Equipment Dealers | | | | | | | | | | |
| Total | 35 | 27 | 6,796 | 6,604 | 868 | 15,510 | 15,049 | 312 | 290 | 32 |
| Farm equipment dealers | 4 | 4 | 179 | 179 | 26 | 502 | 502 | 10 | 10 | 2 |
| Lumber, building materials dealers | 16 | 12 | 4,639 | 4,565 | 583 | 10,453 | 10,112 | 231 | 211 | 17 |
| Paint, glass, wallpaper stores | 3 | 1 | (D) | (D) | (D) | (D) | (D) | (D) | (D) | (D) |
| Plumbing, electrical supply stores | 3 | 3 | (D) | (D) | (D) | (D) | (D) | (D) | (D) | (D) |
| Hardware stores | 9 | 7 | 1,170 | (D) | 128 | 1,848 | 1,848 | 33 | 33 | 8 |
| Drug Stores, Proprietary Stores | | | | | | | | | | |
| Total | 63 | 55 | 4,906 | 4,678 | 643 | 11,415 | 10,925 | 321 | 291 | 64 |
| Drug stores | (NA) | 47 | (NA) | 4,348 | 623 | 10,929 | 10,486 | 302 | 275 | (NA) |
| Proprietary stores | (NA) | 8 | (NA) | 330 | 20 | 486 | 439 | 19 | 16 | (NA) |
| Other Retail Stores | | | | | | | | | | |
| Total | 237 | 155 | 13,362 | 12,196 | 1,899 | 35,666 | 34,900 | 749 | 711 | 237 |
| Liquor stores | 41 | 31 | 2,738 | 2,526 | 203 | 4,257 | 4,211 | 108 | 104 | 46 |
| Fuel, ice dealers | 36 | 24 | 2,340 | 2,188 | 405 | 8,237 | 7,882 | 199 | 182 | 37 |
| Fuel dealers (coal, wood) | (NA) | 9 | (NA) | 558 | 83 | 1,863 | 1,797 | 51 | 49 | (NA) |
| Liquefied petroleum gas dealers | (NA) | 1 | (NA) | (D) | (D) | (D) | (D) | (D) | (D) | (NA) |
| Fuel oil dealers | (NA) | 11 | (NA) | 1,011 | 93 | 2,509 | 2,373 | 50 | 45 | (NA) |
| Ice dealers | (NA) | 3 | (NA) | (D) | (D) | (D) | (D) | (D) | (D) | (NA) |
| Hay, grain, feed stores | 9 | 7 | 945 | (D) | 43 | 791 | 786 | 20 | 19 | 9 |
| Farm, garden supply stores | 3 | 3 | 152 | 152 | 9 | 194 | 194 | 5 | 5 | 5 |
| Jewelry stores | 22 | 18 | 2,869 | 2,803 | 676 | 11,540 | 11,449 | 173 | 172 | 14 |
| Book stores | 2 | 2 | (D) | (D) | (D) | (D) | (D) | (D) | (D) | (D) |
| Stationery stores | 2 | 2 | (D) | (D) | (D) | (D) | (D) | (D) | (D) | (D) |
| Sporting goods stores | 6 | 2 | 416 | (D) | (D) | (D) | (D) | (D) | (D) | (D) |
| Bicycle stores | 3 | 1 | 17 | (D) | (D) | (D) | (D) | (D) | (D) | (D) |
| Florists | 22 | 12 | 580 | 486 | 106 | 2,077 | 1,942 | 67 | 60 | 24 |
| Cigar stores, stands | 2 | 2 | (D) | (D) | (D) | (D) | (D) | (D) | (D) | (D) |
| News dealers, newsstands | 6 | 2 | 101 | (D) | (D) | (D) | (D) | (D) | (D) | (D) |
| Gift, novelty, souvenir stores | 7 | 3 | 204 | 150 | 18 | 267 | 267 | 7 | 7 | 10 |
| Music stores | 11 | 7 | 434 | 388 | 40 | 898 | 896 | 19 | 19 | 10 |
| Camera, photographic supply stores | 1 | 1 | (D) | (D) | (D) | (D) | (D) | (D) | (D) | (D) |
| Luggage, leather goods stores | 1 | 1 | (D) | (D) | (D) | (D) | (D) | (D) | (D) | (D) |
| Optical goods stores | 6 | 4 | 216 | (D) | 38 | 689 | 664 | 11 | 10 | 6 |
| Office, store machine and equipment dealers | *** | *** | *** | *** | *** | *** | *** | *** | *** | *** |
| Retail stores (except second-hand) n.e.c. | 10 | 10 | 222 | 222 | 32 | 498 | 464 | 16 | 12 | 6 |
| Second-hand stores | 29 | 23 | 1,362 | 1,226 | 152 | 3,328 | 3,247 | 72 | 69 | 29 |
| Nonstore Retailers | | | | | | | | | | |
| Total | 57 | 17 | 2,262 | 1,814 | 515 | 9,969 | 9,852 | 285 | 279 | 49 |
| Mail order houses | *** | *** | *** | *** | *** | *** | *** | *** | *** | *** |
| Direct selling (house-to-house) organizations | 53 | 13 | 1,740 | 1,292 | 471 | 8,992 | 8,875 | 270 | 264 | 49 |
| Merchandise vending machine operators | 4 | 4 | 522 | 522 | 44 | 977 | 977 | 15 | 15 | *** |

Standard Notes: (D) Withheld to avoid disclosure. (NA) Not available. n.e.c. Not elsewhere classified. XXX Not applicable. (Z) Less than \$500. ... Represents zero.
¹ Group totals may include data for establishments without payroll which could not be classified by detailed kind of business.

RETAIL TRADE—AREA STATISTICS

Table 103A. RETAIL TRADE: 1948¹—STANDARD METROPOLITAN AREAS

Establishments and Sales, by Kind of Business

| Kind of business | Establishments, 1948 | | Sales, 1948 | | Establishments, 1948 | | Sales, 1948 | | Establishments, 1948 | | Sales, 1948 | |
|---|-------------------------------------|-----------------------|-------------------------------------|---------------------------------------|------------------------------------|-----------------------|-------------------------------------|---------------------------------------|--|-----------------------|-------------------------------------|---------------------------------------|
| | Total (Number) | With payroll (Number) | Total, all establishments (\$1,000) | Establishments with payroll (\$1,000) | Total (Number) | With payroll (Number) | Total, all establishments (\$1,000) | Establishments with payroll (\$1,000) | Total (Number) | With payroll (Number) | Total, all establishments (\$1,000) | Establishments with payroll (\$1,000) |
| | ATLANTA STANDARD METROPOLITAN AREA | | | | AUGUSTA STANDARD METROPOLITAN AREA | | | | CHATTANOOGA STANDARD METROPOLITAN AREA | | | |
| Retail trade, total..... | 5,444 | 4,226 | 670,813 | 648,676 | 1,559 | 1,048 | 106,193 | 98,200 | 2,545 | 1,823 | 197,360 | 184,265 |
| Food stores..... | 1,531 | 929 | 118,600 | 108,322 | 551 | 245 | 24,131 | 19,609 | 885 | 479 | 44,583 | 38,083 |
| Eating, drinking places..... | 1,042 | 880 | 41,146 | 39,424 | 207 | 162 | 5,917 | 5,529 | 459 | 363 | 13,152 | 12,450 |
| General merchandise group..... | 198 | 142 | (D) | (D) | 82 | 57 | 18,467 | 18,068 | 115 | 78 | 26,662 | 26,083 |
| Apparel, accessories stores..... | 297 | 266 | 46,977 | 46,544 | 73 | 60 | 6,825 | 6,542 | 128 | 114 | 15,806 | 15,609 |
| Furniture, home furnishings, appliance dealers..... | 249 | 217 | 27,401 | 27,018 | 60 | 55 | 5,171 | 5,091 | 122 | 108 | 11,448 | 11,226 |
| Automotive group..... | 240 | 205 | 114,263 | 111,020 | 88 | 79 | 18,100 | 17,650 | 104 | 90 | 31,594 | 29,978 |
| Gasoline service stations..... | 660 | 533 | 29,200 | 27,192 | 173 | 121 | 5,552 | 4,885 | 271 | 201 | 11,010 | 9,813 |
| Lumber, building materials, hardware, farm equipment dealers..... | 211 | 186 | 30,987 | 30,387 | 46 | 41 | 6,214 | 6,126 | 95 | 79 | 12,546 | 12,230 |
| Drug stores, proprietary stores..... | 246 | 231 | 23,600 | 23,212 | 35 | 31 | 2,987 | 2,934 | 104 | 92 | 6,575 | 6,326 |
| Other retail stores..... | 735 | 605 | (D) | (D) | 240 | 193 | 12,638 | 11,575 | 253 | 211 | 21,943 | (D) |
| Nonstore retailers..... | 35 | 32 | 65,980 | 65,949 | 4 | 4 | 191 | 191 | 9 | 8 | 2,041 | (D) |
| | COLUMBUS STANDARD METROPOLITAN AREA | | | | MACON STANDARD METROPOLITAN AREA | | | | SAVANNAH STANDARD METROPOLITAN AREA | | | |
| Retail trade, total..... | 1,502 | 962 | 106,389 | 98,827 | 1,178 | 859 | 96,604 | 91,844 | 1,719 | 1,181 | 119,594 | 112,338 |
| Food stores..... | 621 | 223 | 25,807 | 20,168 | 421 | 212 | 22,793 | 19,764 | 579 | 273 | 28,844 | 24,663 |
| Eating, drinking places..... | 246 | 193 | 6,507 | 6,178 | 198 | 145 | 5,941 | 5,607 | 304 | 225 | 9,020 | 8,250 |
| General merchandise group..... | 51 | 39 | 13,923 | 13,620 | 40 | 38 | 14,538 | (D) | 52 | 39 | 14,280 | 14,115 |
| Apparel, accessories stores..... | 81 | 74 | 10,122 | 9,976 | 55 | 53 | 8,952 | (D) | 98 | 88 | 11,508 | 11,420 |
| Furniture, home furnishings, appliance dealers..... | 66 | 65 | 6,857 | (D) | 46 | 43 | 4,877 | 4,802 | 65 | 58 | 6,781 | 6,734 |
| Automotive group..... | 57 | 51 | 20,825 | 20,701 | 55 | 47 | 16,208 | 15,954 | 63 | 58 | 18,191 | 18,002 |
| Gasoline service stations..... | 112 | 90 | 5,195 | 4,878 | 133 | 115 | 5,099 | 4,834 | 197 | 154 | 6,980 | 6,427 |
| Lumber, building materials, hardware, farm equipment dealers..... | 30 | 26 | 2,915 | 2,824 | 34 | 30 | 5,375 | 5,255 | 31 | 27 | 5,591 | 5,504 |
| Drug stores, proprietary stores..... | 50 | 46 | 2,991 | 2,958 | 42 | 40 | 3,177 | (D) | 59 | 54 | 3,833 | 3,759 |
| Other retail stores..... | 182 | 150 | 10,671 | (D) | 149 | 131 | 9,202 | 8,655 | 265 | 199 | 13,642 | 12,540 |
| Nonstore retailers..... | 6 | 5 | 576 | (D) | 5 | 5 | 442 | 442 | 6 | 6 | 924 | 924 |

Standard Notes: (D) Withheld to avoid disclosure. (NA) Not available. ... Represents zero.
¹Data in this table differ from those which appeared in the publications of the 1948 Census of Retail Trade. For a description of the adjustments see Comparison of 1948 and 1954 Censuses in the Introduction.

Table 104. RETAIL TRADE: 1954 — COUNTIES WITH 500 ESTABLISHMENTS OR MORE

Establishments, Sales, Payroll, and Personnel, by Kind of Business

| County and kind of business | Establishments | | Sales | | Payroll, entire year (\$1,000) | Payroll, workweek ended nearest Nov. 15 | | Paid employees, workweek ended nearest Nov. 15 | | Proprietors (unincorporated businesses only) ¹ (Number) |
|---|--------------------------------|--------------------------|---|--|-----------------------------------|---|----------------------------|--|---------------------------|---|
| | Total ¹ (Number) | With payroll (Number) | Total, all establishments ¹ (\$1,000) | Establishments with payroll (\$1,000) | | Total (Dollars) | Full workweek (Dollars) | Total (Number) | Full workweek (Number) | |
| BIBB COUNTY | | | | | | | | | | |
| Retail trade, total..... | 1,108 | 788 | 124,980 | 120,020 | 13,999 | 271,579 | 257,896 | 6,497 | 5,508 | 1,037 |
| Food stores, total..... | 315 | 169 | 28,125 | 25,539 | 1,721 | 34,165 | 30,901 | 878 | 664 | 310 |
| Grocery stores..... | 289 | 149 | 26,413 | 23,889 | 1,520 | 29,580 | 26,455 | 760 | 552 | 286 |
| Meat markets, fish (seafood) markets..... | 5 | 5 | (D) | (D) | (D) | (D) | (D) | (D) | (D) | (D) |
| Fruit stores, vegetable markets..... | 2 | 4 | 96 | (D) | (D) | (D) | (D) | (D) | (D) | (D) |
| Candy, nut, confectionery stores..... | 2 | 2 | (D) | (D) | (D) | (D) | (D) | (D) | (D) | (D) |
| Other food stores..... | 11 | 11 | (D) | (D) | (D) | (D) | (D) | (D) | (D) | (D) |
| Eating, drinking places, total..... | 159 | 113 | 6,825 | 6,385 | 1,192 | 23,008 | 21,721 | 843 | 733 | 169 |
| Eating places..... | 121 | 85 | 5,691 | 5,325 | 1,078 | 20,941 | 19,771 | 782 | 677 | 130 |
| Drinking places..... | 38 | 28 | 1,134 | 1,060 | 114 | 2,067 | 1,950 | 61 | 56 | 39 |
| General merchandise group, total..... | 44 | 36 | 18,065 | 17,983 | 2,695 | 53,652 | 48,898 | 1,496 | 1,088 | 30 |
| General merchandise group (except variety)..... | 19 | 15 | 14,069 | 14,017 | 2,068 | 41,336 | 38,503 | 965 | 763 | 11 |
| Variety stores..... | 25 | 21 | 3,996 | 3,966 | 627 | 12,316 | 10,395 | 531 | 325 | 19 |
| Apparel, accessories stores, total..... | 67 | 61 | 10,051 | 10,005 | 1,252 | 22,927 | 22,002 | 603 | 523 | 40 |
| Shoe stores..... | 23 | 21 | 2,255 | (D) | 266 | 4,801 | 4,476 | 121 | 84 | 8 |
| Men's, boys' clothing and furnishings stores..... | 10 | 10 | (D) | (D) | (D) | (D) | (D) | (D) | (D) | (D) |
| Family clothing stores..... | 5 | 5 | 647 | 647 | 93 | 1,810 | 1,656 | 54 | 40 | 2 |
| Women's clothing, specialty stores..... | 23 | 21 | 5,112 | (D) | 577 | 11,311 | 10,959 | 317 | 294 | 14 |
| Ready-to-wear stores..... | (NA) | 14 | (NA) | 3,893 | 470 | 9,043 | 8,745 | 262 | 243 | (NA) |
| Other clothing, specialty stores..... | (NA) | 7 | (NA) | (D) | 107 | 2,268 | 2,214 | 55 | 51 | (NA) |
| Other apparel stores..... | 4 | 4 | (D) | (D) | (D) | (D) | (D) | (D) | (D) | (D) |
| Furniture, home furnishings, appliance dealers, total..... | 43 | 37 | (D) | (D) | (D) | (D) | (D) | (D) | (D) | (D) |
| Furniture, home furnishings stores, antique stores..... | 25 | 21 | 3,780 | 3,712 | 621 | 11,739 | 11,638 | 206 | 199 | 21 |
| Household appliance, radio, TV stores..... | 18 | 16 | (D) | (D) | (D) | (D) | (D) | (D) | (D) | (D) |
| Automotive group..... | 56 | 46 | 22,877 | 22,637 | 2,228 | 40,703 | 39,704 | 640 | 615 | 54 |
| Gasoline service stations..... | 133 | 117 | 8,754 | 8,448 | 787 | 16,849 | 16,030 | 404 | 348 | 130 |
| Lumber, bldg. mats., hardware, farm equip. dealers, total..... | 37 | 29 | 7,148 | 6,878 | 937 | 18,927 | 18,482 | 353 | 340 | 32 |
| Farm equipment dealers..... | 7 | 7 | 1,346 | 1,346 | 138 | 3,115 | 3,069 | 52 | 51 | 4 |
| Lumber, building materials, supplies, equipment dealers..... | 19 | 17 | (D) | (D) | (D) | (D) | (D) | (D) | (D) | (D) |
| Hardware stores..... | 11 | 5 | (D) | (D) | (D) | (D) | (D) | (D) | (D) | (D) |
| Drug stores, proprietary stores, total..... | 39 | 37 | 4,429 | (D) | 736 | 14,404 | 14,236 | 381 | 361 | 22 |
| Drug stores..... | (NA) | 36 | (NA) | 4,386 | (D) | (D) | (D) | (D) | (D) | (NA) |
| Proprietary stores..... | (NA) | 1 | (NA) | (D) | (D) | (D) | (D) | (D) | (D) | (NA) |
| Other retail stores, total..... | 160 | 130 | 11,274 | 10,884 | 1,337 | 25,927 | 25,304 | 517 | 478 | 152 |
| Liquor stores..... | 41 | 37 | 3,732 | 3,598 | 195 | 3,617 | 3,478 | 88 | 78 | 40 |
| Fuel, ice dealers..... | 8 | 8 | 340 | 340 | 66 | 2,202 | 2,139 | 44 | 40 | 6 |
| Feed, farm, garden supply stores..... | 13 | 11 | 1,855 | (D) | 125 | 2,426 | 2,323 | 55 | 49 | 10 |
| Jewelry stores..... | 17 | 15 | 1,521 | (D) | 332 | 6,206 | 6,140 | 100 | 97 | 14 |
| Book, stationery stores..... | 3 | 3 | 299 | 299 | 75 | 1,367 | 1,367 | 16 | 16 | 2 |
| Other retail stores (except second-hand)..... | 51 | 43 | (D) | 2,102 | (D) | (D) | (D) | (D) | (D) | (D) |
| Second-hand stores..... | 13 | 13 | (D) | (D) | (D) | (D) | (D) | (D) | (D) | (D) |
| Nonstore retailers..... | 55 | 13 | (D) | (D) | (D) | (D) | (D) | (D) | (D) | (D) |
| CHATHAM COUNTY (See Savannah Standard Metropolitan Area, Table 103.) | | | | | | | | | | |
| COBB COUNTY | | | | | | | | | | |
| Retail trade, total..... | 657 | 371 | 58,809 | 52,681 | 5,143 | 104,062 | 97,600 | 2,398 | 1,951 | 725 |
| Food stores, total..... | 185 | 65 | 17,693 | 14,745 | 945 | 19,425 | 16,911 | 455 | 308 | 198 |
| Grocery stores..... | 168 | 56 | 17,228 | 14,372 | 886 | 17,937 | 15,671 | 407 | 275 | 181 |
| Meat markets, fish (seafood) markets..... | 2 | 2 | (D) | (D) | (D) | (D) | (D) | (D) | (D) | (D) |
| Fruit stores, vegetable markets..... | 5 | 1 | 96 | (D) | (D) | (D) | (D) | (D) | (D) | (D) |
| Candy, nut, confectionery stores..... | 4 | 2 | (D) | (D) | (D) | (D) | (D) | (D) | (D) | (D) |
| Other food stores..... | 6 | 4 | 198 | (D) | 38 | 1,119 | 961 | 32 | 25 | 5 |
| Eating, drinking places, total..... | 66 | 50 | 3,904 | 3,696 | 839 | 16,811 | 16,214 | 459 | 424 | 82 |
| Eating places..... | 54 | 38 | 3,148 | 2,958 | 765 | 15,375 | 15,075 | 414 | 395 | 60 |
| Drinking places..... | 12 | 12 | 756 | 738 | 74 | 1,436 | 1,139 | 45 | 29 | 22 |
| General merchandise group, total..... | 33 | 21 | 4,419 | 4,217 | 419 | 7,766 | 6,855 | 203 | 174 | 34 |
| General merchandise group (except variety)..... | 24 | 14 | 2,927 | (D) | 236 | 4,240 | 3,935 | 116 | 88 | 25 |
| Variety stores..... | 9 | 7 | 1,492 | (D) | 183 | 3,526 | 2,920 | 167 | 86 | 9 |
| Apparel, accessories stores, total..... | 34 | 32 | 3,591 | (D) | 382 | 7,508 | 6,632 | 210 | 147 | 23 |
| Shoe stores..... | 8 | 8 | 548 | 548 | 58 | 969 | 845 | 35 | 19 | 4 |
| Men's, boys' clothing and furnishings stores..... | (NA) | 2 | (NA) | (D) | (D) | (D) | (D) | (D) | (D) | (NA) |
| Family clothing stores..... | (NA) | 11 | (NA) | 1,515 | 151 | 3,156 | 2,855 | 94 | 64 | (NA) |
| Women's clothing, specialty stores..... | 10 | 10 | 957 | 957 | 89 | 2,072 | 1,941 | 56 | 45 | 6 |
| Ready-to-wear stores..... | 8 | 8 | (D) | (D) | (D) | (D) | (D) | (D) | (D) | (D) |
| Other clothing, specialty stores..... | 2 | 2 | (D) | (D) | (D) | (D) | (D) | (D) | (D) | (D) |
| Other apparel stores..... | 1 | 1 | (D) | (D) | (D) | (D) | (D) | (D) | (D) | (D) |
| Furniture, home furnishings, appliance dealers, total..... | 39 | 33 | 3,893 | 3,749 | 548 | 10,408 | 10,058 | 191 | 177 | 36 |
| Furniture, home furnishings stores, antique stores..... | 22 | 18 | 1,810 | (D) | 230 | 4,047 | 4,027 | 79 | 78 | 23 |
| Household appliance, radio, TV stores..... | 17 | 15 | 2,083 | (D) | 318 | 6,361 | 6,031 | 112 | 99 | 13 |
| Automotive group..... | 38 | 22 | 9,510 | 9,150 | 706 | 14,605 | 14,286 | 217 | 199 | 38 |
| Gasoline service stations..... | 117 | 73 | 6,418 | 5,374 | 426 | 8,451 | 7,975 | 195 | 171 | 151 |

Standard Notes: (D) Withheld to avoid disclosure. (NA) Not available. n.e.c. Not elsewhere classified. XXX Not applicable. (Z) Less than \$500. ... Represents zero.
¹Group totals may include data for establishments without payroll which could not be classified by detailed kind of business.

Table 104. RETAIL TRADE: 1954 — COUNTIES WITH 500 ESTABLISHMENTS OR MORE—Continued

Establishments, Sales, Payroll, and Personnel, by Kind of Business

| County and kind of business | Establishments | | Sales | | Payroll, entire year (\$1,000) | Payroll, workweek ended nearest Nov. 15 | | Paid employees, workweek ended nearest Nov. 15 | | Proprietors (unincorporated businesses only) ¹ (Number) |
|---|--------------------------------|--------------------------|---|--|-----------------------------------|---|----------------------------|--|---------------------------|---|
| | Total ¹ (Number) | With payroll (Number) | Total, all establishments ¹ (\$1,000) | Establishments with payroll (\$1,000) | | Total (Dollars) | Full workweek (Dollars) | Total (Number) | Full workweek (Number) | |
| COBB COUNTY--Con. | | | | | | | | | | |
| Lumber, bldg. mats., hardware, farm equip. dealers, total | 23 | 17 | 4,006 | 3,686 | 311 | 7,381 | 7,300 | 130 | 124 | 34 |
| Farm equipment dealers | 3 | 3 | (D) | (D) | (D) | (D) | (D) | (D) | (D) | (D) |
| Lumber, building materials, supplies, equipment dealers | 15 | 9 | 2,972 | 2,652 | 235 | 5,275 | 5,216 | 95 | 91 | 24 |
| Hardware stores | 5 | 5 | (D) | (D) | (D) | (D) | (D) | (D) | (D) | (D) |
| Drug stores, proprietary stores, total | 18 | 18 | 2,197 | 2,191 | 308 | 6,639 | 6,383 | 144 | 125 | 16 |
| Drug stores | 18 | 18 | 2,197 | 2,191 | 308 | 6,639 | 6,383 | 144 | 125 | 16 |
| Proprietary stores | ... | ... | ... | ... | ... | ... | ... | ... | ... | ... |
| Other retail stores, total | 68 | 36 | 2,754 | (D) | 251 | 4,867 | 4,785 | 111 | 100 | 75 |
| Liquor stores | 7 | 3 | (D) | (D) | (D) | (D) | (D) | (D) | (D) | (D) |
| Fuel, ice dealers | 11 | 7 | 419 | 311 | 38 | 1,169 | 1,137 | 31 | 27 | 15 |
| Feed, farm, garden supply stores | 7 | 5 | 662 | (D) | 21 | 290 | 290 | 7 | 7 | 10 |
| Jewelry stores | 11 | 5 | 731 | 645 | 109 | 2,158 | 2,158 | 37 | 37 | 7 |
| Book, stationery stores | 1 | 1 | (D) | (D) | (D) | (D) | (D) | (D) | (D) | (D) |
| Other retail stores (except second-hand) | 20 | 12 | 398 | 338 | 38 | 574 | 524 | 21 | 14 | 24 |
| Second-hand stores | 3 | 3 | 112 | 112 | 22 | 423 | 423 | 8 | 8 | 2 |
| Nonstore retailers | 36 | 4 | 424 | 86 | 8 | 201 | 201 | 3 | 3 | 38 |
| DE KALB COUNTY | | | | | | | | | | |
| Retail trade, total | 936 | 580 | 96,465 | 89,943 | 8,382 | 163,987 | 152,938 | 3,613 | 2,939 | 920 |
| Food stores, total | 220 | 100 | 32,534 | 29,998 | 1,937 | 38,781 | 34,263 | 880 | 609 | 220 |
| Grocery stores | 186 | 86 | 31,519 | 29,353 | 1,832 | 36,568 | 32,196 | 812 | 559 | 191 |
| Meat markets, fish (seafood) markets | 6 | ... | 138 | ... | ... | ... | ... | ... | ... | 6 |
| Fruit stores, vegetable markets | 10 | 2 | (D) | (D) | (D) | (D) | (D) | (D) | (D) | (D) |
| Candy, nut, confectionery stores | 1 | 1 | (D) | (D) | (D) | (D) | (D) | (D) | (D) | (D) |
| Other food stores | 17 | 11 | 525 | 453 | 91 | 2,012 | 1,920 | 53 | 44 | 12 |
| Eating, drinking places, total | 81 | 57 | 2,948 | 2,608 | 482 | 11,319 | 10,381 | 362 | 306 | 95 |
| Eating places | 78 | 54 | 2,865 | 2,525 | 472 | 11,225 | 10,287 | 357 | 301 | 92 |
| Drinking places | 3 | 3 | 83 | 83 | 10 | 94 | 94 | 5 | 5 | 3 |
| General merchandise group, total | 45 | 37 | 6,841 | 6,735 | 641 | 12,785 | 10,672 | 432 | 268 | 44 |
| General merchandise group (except variety) | 28 | 22 | 4,969 | (D) | 358 | 7,087 | 6,235 | 197 | 148 | 29 |
| Variety stores | 17 | 15 | 1,872 | (D) | 283 | 5,698 | 4,437 | 235 | 120 | 15 |
| Apparel, accessories stores, total | 52 | 38 | 2,632 | 2,412 | 266 | 5,013 | 4,624 | 118 | 90 | 40 |
| Shoe stores | 16 | 12 | 1,085 | 1,033 | 127 | 2,412 | 2,143 | 46 | 30 | 7 |
| Men's, boys' clothing and furnishings stores | 4 | 4 | (D) | (D) | (D) | (D) | (D) | (D) | (D) | (D) |
| Family clothing stores | 3 | 3 | 274 | 274 | 25 | 404 | 385 | 13 | 10 | 3 |
| Women's clothing, specialty stores | 23 | 17 | 889 | 801 | 85 | 1,625 | 1,537 | 46 | 38 | 22 |
| Ready-to-wear stores | (NA) | 15 | (NA) | (D) | (D) | (D) | (D) | (D) | (D) | (NA) |
| Other clothing, specialty stores | (NA) | 2 | (NA) | (D) | (D) | (D) | (D) | (D) | (D) | (NA) |
| Other apparel stores | 4 | 2 | (D) | (D) | (D) | (D) | (D) | (D) | (D) | (D) |
| Furniture, home furnishings, appliance dealers, total | 53 | 35 | 3,622 | 3,364 | 587 | 11,515 | 11,452 | 193 | 189 | 49 |
| Furniture, home furnishings stores, antique stores | 27 | 19 | 1,508 | 1,422 | 223 | 4,880 | 4,825 | 91 | 88 | 31 |
| Household appliance, radio, TV stores | 26 | 16 | 2,114 | 1,942 | 364 | 6,635 | 6,627 | 102 | 101 | 18 |
| Automotive group | 51 | 31 | 17,421 | 6,981 | 1,348 | 23,546 | 23,055 | 355 | 341 | 43 |
| Gasoline service stations | 161 | 121 | 10,256 | 9,534 | 862 | 18,295 | 16,973 | 411 | 349 | 176 |
| Lumber, bldg. mats., hardware, farm equip. dealers, total | 60 | 46 | 6,926 | 6,042 | 577 | 11,045 | 10,853 | 218 | 207 | 50 |
| Farm equipment dealers | 1 | 1 | (D) | (D) | (D) | (D) | (D) | (D) | (D) | (D) |
| Lumber, building materials, supplies, equipment dealers | 30 | 20 | 5,116 | 4,356 | 390 | 7,728 | 7,622 | 143 | 139 | 25 |
| Hardware stores | 29 | 25 | (D) | (D) | (D) | (D) | (D) | (D) | (D) | (D) |
| Drug stores, proprietary stores, total | 43 | 41 | 5,225 | (D) | 734 | 12,674 | 12,033 | 302 | 259 | 41 |
| Drug stores | (NA) | 40 | (NA) | 4,943 | (D) | (D) | (D) | (D) | (D) | (NA) |
| Proprietary stores | (NA) | 1 | (NA) | (D) | (D) | (D) | (D) | (D) | (D) | (NA) |
| Other retail stores, total | 94 | 58 | 5,066 | (D) | 517 | 11,491 | 11,231 | 232 | 219 | 89 |
| Liquor stores | 1 | 1 | (D) | (D) | (D) | (D) | (D) | (D) | (D) | (D) |
| Fuel, ice dealers | 11 | 7 | 555 | 543 | 78 | 2,503 | 2,503 | 49 | 49 | 11 |
| Feed, farm, garden supply stores | 11 | 7 | 2,211 | 2,175 | 126 | 2,382 | 2,372 | 49 | 48 | 10 |
| Jewelry stores | 11 | 9 | 393 | (D) | 65 | 1,437 | 1,400 | 29 | 26 | 9 |
| Book, stationery stores | 2 | 2 | (D) | (D) | (D) | (D) | (D) | (D) | (D) | (D) |
| Other retail stores (except second-hand) | 45 | 29 | 1,224 | 1,114 | 167 | 3,496 | 3,283 | 84 | 75 | 47 |
| Second-hand stores | 3 | 3 | (D) | (D) | (D) | (D) | (D) | (D) | (D) | (D) |
| Nonstore retailers | 76 | 16 | 2,994 | 2,366 | 431 | 7,523 | 7,401 | 110 | 102 | 73 |
| DOUGHERTY COUNTY | | | | | | | | | | |
| Retail trade, total | 539 | 393 | 61,241 | 58,377 | 6,653 | 123,429 | 117,473 | 2,890 | 2,537 | 541 |
| Food stores, total | 137 | 73 | 14,752 | 13,156 | 713 | 15,094 | 13,530 | 365 | 273 | 145 |
| Grocery stores | 119 | 63 | 13,409 | 11,941 | 628 | 13,362 | 11,816 | 320 | 231 | 125 |
| Meat markets, fish (seafood) markets | 7 | 5 | 456 | (D) | 40 | 737 | 737 | 16 | 16 | 6 |
| Fruit stores, vegetable markets | 2 | ... | (D) | (D) | (D) | (D) | (D) | (D) | (D) | (D) |
| Candy, nut, confectionery stores | 4 | 2 | 116 | (D) | (D) | (D) | (D) | (D) | (D) | (D) |
| Other food stores | 5 | 3 | (D) | (D) | (D) | (D) | (D) | (D) | (D) | (D) |
| Eating, drinking places, total | 64 | 46 | 2,658 | 2,318 | 416 | 7,720 | 7,589 | 307 | 296 | 81 |
| Eating places | 52 | 36 | 2,040 | (D) | 341 | 6,231 | 6,100 | 265 | 254 | 61 |
| Drinking places | 12 | 10 | 618 | (D) | 75 | 1,489 | 1,489 | 42 | 42 | 20 |
| General merchandise group, total | 16 | 12 | 4,226 | 4,152 | 484 | 9,563 | 8,783 | 317 | 242 | 15 |
| General merchandise group (except variety) | 9 | 7 | 2,942 | (D) | 334 | 6,711 | 6,467 | 180 | 164 | 11 |
| Variety stores | 7 | 5 | 1,284 | (D) | 150 | 2,852 | 2,316 | 137 | 78 | 4 |

Standard Notes: (D) Withheld to avoid disclosure. (NA) Not available. n.e.c. Not elsewhere classified. XXX Not applicable. (Z) Less than \$500. ... Represents zero.
¹Group totals may include data for establishments without payroll which could not be classified by detailed kind of business.

Table 104. RETAIL TRADE: 1954 — COUNTIES WITH 500 ESTABLISHMENTS OR MORE—Continued

Establishments, Sales, Payroll, and Personnel, by Kind of Business

| County and kind of business | Establishments | | Sales | | Payroll, entire year (\$1,000) | Payroll, workweek ended nearest Nov. 15 | | Paid employees, workweek ended nearest Nov. 15 | | Proprietors (unincorporated businesses only) ¹ (Number) |
|---|--------------------|--------------|--|-----------------------------|-----------------------------------|---|---------------|--|---------------|---|
| | Total ¹ | With payroll | Total, all establishments ¹ | Establishments with payroll | | Total | Full workweek | Total | Full workweek | |
| | (Number) | (Number) | (\$1,000) | (\$1,000) | | (Dollars) | (Dollars) | (Number) | (Number) | |
| DOUGHERTY COUNTY -- Con. | | | | | | | | | | |
| Apparel, accessories stores, total | 51 | 45 | 3,684 | 3,574 | 394 | 7,086 | 6,479 | 232 | 171 | 37 |
| Shoe stores | 9 | 9 | 645 | 645 | 66 | 1,120 | 1,008 | 41 | 23 | 7 |
| Men's, boys' clothing and furnishings stores | 7 | 7 | 753 | 753 | 76 | 1,219 | 1,122 | 36 | 25 | 6 |
| Family clothing stores | 6 | 6 | (D) | (D) | (D) | (D) | (D) | (D) | (D) | (D) |
| Women's clothing, specialty stores | 22 | 20 | 1,611 | (D) | 160 | 2,891 | 2,604 | 101 | 79 | 14 |
| Ready-to-wear stores | (NA) | 16 | (NA) | 1,312 | 120 | 2,065 | 1,810 | 80 | 63 | (NA) |
| Other clothing, specialty stores | (NA) | 4 | (NA) | (D) | 40 | 826 | 794 | 21 | 16 | (NA) |
| Other apparel stores | 3 | 3 | (D) | (D) | (D) | (D) | (D) | (D) | (D) | (D) |
| Furniture, home furnishings, appliance dealers, total | 39 | 29 | 3,966 | 3,860 | 1,013 | 17,760 | 16,944 | 367 | 335 | 47 |
| Furniture, home furnishings stores, antique stores | 28 | 22 | 1,672 | 1,644 | 211 | 3,955 | 3,896 | 88 | 84 | 37 |
| Household appliance, radio, TV stores | 11 | 7 | 2,294 | 2,216 | 802 | 13,805 | 13,048 | 279 | 251 | 10 |
| Automotive group | 31 | 29 | 10,936 | (D) | 1,037 | 18,666 | 18,547 | 296 | 293 | 23 |
| Gasoline service stations | 56 | 48 | 5,181 | 5,083 | 498 | 7,372 | 6,781 | 197 | 159 | 58 |
| Lumber, bldg. mats., hardware, farm equip. dealers, total | 26 | 22 | 6,334 | 6,300 | 956 | 18,064 | 17,218 | 298 | 286 | 18 |
| Farm equipment dealers | 7 | 7 | 1,398 | 1,398 | 242 | 4,672 | 4,663 | 76 | 75 | 6 |
| Lumber, building materials, supplies, equipment dealers | 14 | 10 | 2,629 | 2,595 | 464 | 9,207 | 8,466 | 163 | 154 | 10 |
| Hardware stores | 5 | 5 | 2,307 | 2,307 | 250 | 4,185 | 4,089 | 59 | 57 | 2 |
| Drug stores, proprietary stores, total | 15 | 13 | 1,999 | (D) | 226 | 4,718 | 4,481 | 126 | 111 | 17 |
| Drug stores | (NA) | 11 | (NA) | 1,833 | (D) | (D) | (D) | (D) | (D) | (NA) |
| Proprietary stores | (NA) | 2 | (NA) | (D) | (D) | (D) | (D) | (D) | (D) | (NA) |
| Other retail stores, total | 84 | 70 | 6,605 | 6,307 | 726 | 13,659 | 13,394 | 275 | 261 | 78 |
| Liquor stores | 26 | 24 | 1,418 | (D) | 92 | 1,448 | 1,413 | 34 | 32 | 20 |
| Fuel, ice dealers | 11 | 6 | 738 | 642 | 98 | 2,483 | 2,437 | 50 | 47 | 9 |
| Feed, farm, garden supply stores | 9 | 9 | 2,226 | 2,226 | 209 | 3,346 | 3,303 | 72 | 67 | 8 |
| Jewelry stores | 7 | 5 | 544 | (D) | 70 | 1,432 | 1,418 | 25 | 25 | 6 |
| Book, stationery stores | ... | ... | ... | ... | ... | ... | ... | ... | ... | ... |
| Other retail stores (except second-hand) | 22 | 20 | 1,262 | (D) | 152 | 3,484 | 3,412 | 68 | 65 | 23 |
| Second-hand stores | 6 | 6 | 371 | 371 | 65 | 1,466 | 1,411 | 26 | 25 | 6 |
| Nonstore retailers | 20 | 6 | 900 | 776 | 196 | 3,727 | 3,727 | 110 | 110 | 22 |
| FLOYD COUNTY | | | | | | | | | | |
| Retail trade, total | 598 | 394 | 51,919 | 48,325 | 5,401 | 104,470 | 98,041 | 2,493 | 2,013 | 616 |
| Food stores, total | 184 | 86 | 13,533 | 11,879 | 759 | 13,833 | 12,033 | 362 | 263 | 191 |
| Grocery stores | 163 | 71 | 12,775 | 11,171 | 692 | 12,216 | 10,899 | 312 | 229 | 171 |
| Meat markets, fish (seafood) markets | 7 | 7 | 505 | 505 | 23 | 409 | 318 | 14 | 7 | 6 |
| Fruit stores, vegetable markets | 2 | ... | (D) | ... | ... | (D) | (D) | (D) | (D) | (D) |
| Candy, nut, confectionery stores | 2 | 2 | (D) | (D) | (D) | (D) | (D) | (D) | (D) | (D) |
| Other food stores | 8 | 6 | 152 | (D) | (D) | (D) | (D) | (D) | (D) | (D) |
| Eating, drinking places, total | 95 | 55 | 3,172 | 2,396 | 339 | 6,577 | 6,103 | 227 | 187 | 122 |
| Eating places | 76 | 44 | 2,402 | 1,930 | 300 | 6,111 | 5,667 | 206 | 168 | 102 |
| Drinking places | 17 | 11 | 698 | 466 | 39 | 466 | 436 | 21 | 19 | 18 |
| General merchandise group, total | 21 | 19 | 4,554 | (D) | 632 | 12,311 | 10,773 | 410 | 251 | 17 |
| General merchandise group (except variety) | 17 | 15 | 3,375 | (D) | 476 | 9,092 | 8,126 | 255 | 176 | 17 |
| Variety stores | 4 | 4 | 1,179 | 1,179 | 156 | 3,219 | 2,647 | 155 | 75 | ... |
| Apparel, accessories stores, total | 45 | 43 | 4,358 | (D) | 590 | 12,213 | 10,916 | 328 | 240 | 27 |
| Shoe stores | 11 | 11 | 1,262 | 1,262 | 198 | 3,809 | 3,204 | 84 | 55 | 3 |
| Men's, boys' clothing and furnishings stores | (NA) | 11 | (NA) | (D) | 65 | 1,317 | 1,291 | 27 | 23 | (NA) |
| Family clothing stores | (NA) | 7 | (NA) | 872 | 149 | 3,070 | 2,871 | 81 | 61 | (NA) |
| Women's clothing, specialty stores | 13 | 13 | 1,417 | 1,417 | 160 | 3,412 | 3,037 | 120 | 89 | 4 |
| Ready-to-wear stores | 6 | 6 | 1,225 | 1,225 | 134 | 2,908 | 2,551 | 104 | 76 | 2 |
| Other clothing, specialty stores | 7 | 7 | 192 | 192 | 26 | 504 | 486 | 16 | 13 | 2 |
| Other apparel stores | 3 | 3 | 186 | 186 | 18 | 605 | 515 | 16 | 12 | 4 |
| Furniture, home furnishings, appliance dealers, total | 29 | 25 | 3,722 | 3,654 | 657 | 11,818 | 11,604 | 224 | 204 | 29 |
| Furniture, home furnishings stores, antique stores | 18 | 16 | 2,897 | (D) | 531 | 9,123 | 8,909 | 175 | 155 | 21 |
| Household appliance, radio, TV stores | 11 | 9 | 825 | (D) | 126 | 2,695 | 2,695 | 49 | 49 | 8 |
| Automotive group | 36 | 26 | 9,221 | 8,933 | 885 | 18,240 | 18,180 | 299 | 297 | 29 |
| Gasoline service stations | 74 | 62 | 3,765 | 3,463 | 309 | 6,339 | 5,936 | 177 | 144 | 97 |
| Lumber, bldg. mats., hardware, farm equip. dealers, total | 18 | 16 | 3,919 | (D) | 533 | 9,664 | 9,414 | 163 | 154 | 16 |
| Farm equipment dealers | 4 | 4 | 433 | 433 | 48 | 802 | 802 | 18 | 18 | 3 |
| Lumber, building materials, supplies, equipment dealers | 7 | 7 | 733 | 733 | 114 | 2,177 | 2,015 | 37 | 35 | 6 |
| Hardware stores | 7 | 5 | 2,753 | (D) | 371 | 6,685 | 6,597 | 108 | 101 | 7 |
| Drug stores, proprietary stores, total | 13 | 13 | 1,451 | 1,451 | 223 | 4,267 | 4,161 | 112 | 100 | 16 |
| Drug stores | 13 | 13 | 1,451 | 1,451 | 223 | 4,267 | 4,161 | 112 | 100 | 16 |
| Proprietary stores | ... | ... | ... | ... | ... | ... | ... | ... | ... | ... |
| Other retail stores, total | 57 | 47 | 3,890 | 3,790 | (D) | (D) | (D) | (D) | (D) | (D) |
| Liquor stores | 1 | 1 | (D) | (D) | (D) | (D) | (D) | (D) | (D) | (D) |
| Fuel, ice dealers | 3 | 3 | 373 | 373 | 41 | 674 | 545 | 19 | 12 | 2 |
| Feed, farm, garden supply stores | 8 | 8 | 1,470 | 1,470 | 79 | 1,443 | 1,390 | 31 | 28 | 7 |
| Jewelry stores | 12 | 12 | 776 | 776 | 180 | 3,481 | 3,408 | 64 | 58 | 3 |
| Book, stationery stores | 1 | 1 | (D) | (D) | (D) | (D) | (D) | (D) | (D) | (D) |
| Other retail stores (except second-hand) | 17 | 13 | 679 | 639 | 79 | 1,609 | 1,575 | 35 | 34 | 18 |
| Second-hand stores | 9 | 9 | (D) | (D) | 53 | 869 | 869 | 18 | 18 | 7 |
| Nonstore retailers | 24 | 2 | 334 | (D) | (D) | (D) | (D) | (D) | (D) | (D) |

Standard Notes: (D) Withheld to avoid disclosure. (NA) Not available. n.e.c. Not elsewhere classified. XXX Not applicable. (Z) Less than \$500. ... Represents zero.
¹ Group totals may include data for establishments without payroll which could not be classified by detailed kind of business.

Table 104. RETAIL TRADE 1954 — COUNTIES WITH 500 ESTABLISHMENTS OR MORE—Continued

Establishments, Sales, Payroll, and Personnel, by Kind of Business

| County and kind of business | Establishments | | Sales | | Payroll, entire year (\$1,000) | Payroll, workweek ended nearest Nov. 15 | | Paid employees, workweek ended nearest Nov. 15 | | Proprietors (unincorporated businesses only) (Number) |
|---|--------------------|--------------|--|---------------------------------------|-----------------------------------|---|---------------|--|---------------|--|
| | Total ¹ | With payroll | Total, all establishments ¹ | Establishments with payroll (\$1,000) | | Total | Full workweek | Total | Full workweek | |
| | (Number) | (Number) | (\$1,000) | (D) | | (Dollars) | (Dollars) | (Number) | (Number) | |
| FULTON COUNTY | | | | | | | | | | |
| Retail trade, total | 4,774 | 3,446 | 800,083 | 777,253 | 97,337 | 2,157,587 | 2,050,772 | 39,085 | 33,762 | 4,458 |
| Food stores, total | 1,033 | 637 | 143,859 | 136,219 | 9,146 | 186,877 | 166,825 | 4,340 | 3,114 | 1,042 |
| Grocery stores | 806 | 500 | 134,211 | 127,943 | 8,271 | 168,838 | 151,238 | 3,772 | 2,696 | 815 |
| Meat markets, fish (seafood) markets | 25 | 23 | 1,744 | (D) | 108 | 2,012 | 1,695 | 59 | 43 | 32 |
| Fruit stores, vegetable markets | 73 | 23 | 1,896 | 1,200 | 96 | 2,062 | 1,945 | 53 | 42 | 81 |
| Candy, nut, confectionery stores | 23 | 13 | 677 | 609 | 96 | 1,825 | 1,541 | 88 | 52 | 13 |
| Bakery products stores | 32 | 24 | 1,148 | 1,014 | 263 | 4,869 | 4,623 | 126 | 108 | 38 |
| Other food stores | 74 | 54 | 4,183 | (D) | 312 | 7,271 | 5,783 | 242 | 173 | 63 |
| Eating, drinking places, total | 803 | 629 | 45,450 | 42,794 | 8,327 | 169,736 | 160,941 | 5,508 | 4,934 | 866 |
| Eating places (except refreshment stands) | 596 | 460 | 37,064 | 35,150 | 7,217 | 149,707 | 142,144 | 4,893 | 4,404 | 624 |
| Refreshment stands | 65 | 45 | 1,984 | 1,546 | 277 | 4,881 | 4,463 | 146 | 124 | 57 |
| Drinking places | 138 | 124 | 6,338 | 6,098 | 833 | 15,148 | 14,334 | 469 | 406 | 181 |
| General merchandise group, total | 143 | 107 | 127,834 | 127,332 | 22,147 | 448,784 | 407,834 | 9,249 | 7,375 | 126 |
| Department stores | 5 | 5 | 108,196 | 108,196 | 19,355 | 392,734 | 358,772 | 7,334 | 6,047 | ... |
| Dry goods, general merchandise stores | 50 | 36 | 4,435 | 4,237 | 479 | 9,644 | 8,844 | 241 | 191 | 49 |
| General stores | 6 | 6 | 817 | 817 | 80 | 2,256 | 2,228 | 34 | 31 | 5 |
| Variety stores | 80 | 60 | 14,378 | 14,082 | 2,233 | 44,150 | 37,990 | 1,640 | 1,106 | 70 |
| Apparel, accessories stores, total | 357 | 315 | 49,292 | 48,612 | 7,161 | 133,349 | 123,857 | 2,931 | 2,371 | 218 |
| Shoe stores | 80 | 72 | 12,568 | 12,334 | 1,681 | 33,394 | 30,951 | 645 | 483 | 32 |
| Men's, boys' clothing and furnishings stores | (NA) | 67 | (NA) | 9,856 | 1,459 | 25,220 | 24,105 | 463 | 402 | (NA) |
| Family clothing stores | (NA) | 37 | (NA) | 6,812 | 1,024 | 18,385 | 16,198 | 431 | 322 | (NA) |
| Women's clothing, specialty stores | 127 | 113 | 18,111 | 17,911 | 2,733 | 51,358 | 47,855 | 1,292 | 1,073 | 84 |
| Ready-to-wear stores | (NA) | 69 | (NA) | 14,919 | 2,249 | 41,980 | 39,194 | 1,050 | 877 | (NA) |
| Millinery stores | (NA) | 24 | (NA) | 1,721 | 328 | 6,212 | 5,868 | 154 | 131 | (NA) |
| Other clothing, specialty stores | (NA) | 20 | (NA) | 1,271 | 156 | 3,176 | 2,793 | 88 | 65 | (NA) |
| Other apparel stores | 32 | 26 | 1,793 | 1,699 | 264 | 4,982 | 4,748 | 100 | 91 | 26 |
| Furniture, home furnishings, appliance dealers, total | 262 | 206 | 32,397 | 31,235 | 5,190 | 100,378 | 98,733 | 1,633 | 1,571 | 204 |
| Furniture, home furnishings stores | 176 | 138 | 23,037 | 22,157 | 3,659 | 70,458 | 69,539 | 1,180 | 1,135 | 143 |
| Furniture stores | (NA) | 92 | (NA) | 18,787 | 2,962 | 56,166 | 55,701 | 950 | 922 | (NA) |
| Home furnishings stores, antique stores | (NA) | 46 | (NA) | 3,370 | 697 | 14,292 | 13,838 | 230 | 213 | (NA) |
| Household appliance, radio, TV stores | 82 | 68 | 9,238 | 9,078 | 1,531 | 29,920 | 29,194 | 453 | 436 | 57 |
| Automotive group, total | 228 | 170 | 138,787 | 137,457 | 13,253 | 233,027 | 228,482 | 3,281 | 3,183 | 204 |
| Passenger car dealers (franchised) | 51 | 43 | 109,447 | 109,025 | 9,846 | 169,987 | 167,762 | 2,278 | 2,256 | 30 |
| Passenger car dealers (nonfranchised) | 87 | 57 | 12,222 | 11,652 | 660 | 13,043 | 12,772 | 202 | 190 | 104 |
| Tire, battery, accessory dealers | 66 | 54 | 12,796 | 12,646 | 1,972 | 39,147 | 38,191 | 608 | 570 | 47 |
| Other automotive dealers | 22 | 16 | 4,266 | 4,134 | 775 | 10,850 | 9,757 | 193 | 167 | 21 |
| Gasoline service stations | 521 | 417 | 37,397 | 35,449 | 3,592 | 72,763 | 68,835 | 1,573 | 1,372 | 544 |
| Lumber, bldg. mafs., hardware, farm equip. dealers, total | 173 | 147 | 46,365 | 45,831 | 5,653 | 106,793 | 104,406 | 1,732 | 1,649 | 124 |
| Farm equipment dealers | 13 | 9 | 1,229 | 1,169 | 134 | 2,675 | 2,675 | 37 | 37 | 10 |
| Lumber, building materials dealers | 50 | 46 | 34,576 | 34,526 | 4,113 | 77,446 | 76,108 | 1,209 | 1,168 | 37 |
| Plumbing, paint, electrical stores | 40 | 32 | 4,509 | 4,317 | 682 | 13,451 | 13,246 | 210 | 201 | 20 |
| Hardware stores | 70 | 60 | 6,051 | 5,819 | 724 | 13,221 | 12,377 | 276 | 243 | 57 |
| Drug stores, proprietary stores, total | 224 | 206 | 24,871 | 24,175 | 3,575 | 67,936 | 64,059 | 1,616 | 1,397 | 185 |
| Drug stores | (NA) | 186 | (NA) | (D) | (D) | (D) | (D) | (D) | (D) | (NA) |
| Proprietary stores | (NA) | 20 | (NA) | (D) | (D) | (D) | (D) | (D) | (D) | (NA) |
| Other retail stores, total | 755 | 541 | 73,290 | 69,806 | 7,439 | 144,328 | 139,247 | 2,463 | 2,273 | 690 |
| Liquor stores | 212 | 188 | 27,989 | 27,141 | 1,408 | 24,487 | 23,884 | 401 | 372 | 205 |
| Fuel, ice dealers | 25 | 17 | 1,273 | 1,215 | 159 | 3,723 | 3,491 | 92 | 77 | 21 |
| Feed, farm, garden supply stores | 35 | 31 | 13,305 | 12,997 | 644 | 15,700 | 14,065 | 272 | 239 | 28 |
| Jewelry stores | 93 | 71 | 13,533 | 13,259 | 2,535 | 48,581 | 47,771 | 702 | 679 | 61 |
| Book, stationery stores | 19 | 15 | 1,617 | 1,587 | 314 | 6,364 | 6,308 | 114 | 108 | 14 |
| Sporting goods, bicycle stores | 27 | 17 | 2,007 | 1,865 | 272 | 5,797 | 5,762 | 80 | 79 | 21 |
| Florists | 75 | 45 | 2,251 | 1,937 | 447 | 6,916 | 6,664 | 177 | 156 | 79 |
| Cigar stores, stands | 9 | 9 | 481 | 481 | 52 | 977 | 852 | 27 | 19 | 6 |
| News dealers, newsstands | 16 | 6 | (D) | 444 | 41 | 737 | 727 | 32 | 31 | (D) |
| Gift, novelty, souvenir stores | 21 | 13 | 630 | 532 | 63 | 1,095 | 1,045 | 33 | 31 | 23 |
| Music stores | 22 | 14 | 2,087 | 1,971 | 340 | 6,652 | 6,542 | 115 | 108 | 16 |
| Camera, photographic supply stores | 7 | 7 | 684 | 684 | 102 | 1,595 | 1,541 | 27 | 26 | 4 |
| Other retail stores (except second-hand) | 69 | 63 | (D) | 3,540 | 753 | 15,021 | 14,341 | 235 | 217 | (D) |
| Second-hand stores | 61 | 45 | 2,333 | 2,153 | 309 | 6,683 | 6,254 | 156 | 131 | 62 |
| Nonstore retailers, total | 275 | 71 | 80,541 | 78,343 | 11,854 | 493,616 | 487,553 | 4,759 | 4,523 | 255 |
| Mail order houses | 11 | 9 | (D) | (D) | (D) | (D) | (D) | (D) | (D) | (D) |
| Direct selling (house-to-house) organizations | 227 | 49 | 11,186 | 9,482 | 2,774 | 54,956 | 51,445 | 1,011 | 891 | 217 |
| Merchandise vending machine operators | 37 | 13 | (D) | (D) | (D) | (D) | (D) | (D) | (D) | (D) |
| MUSCOGEE COUNTY | | | | | | | | | | |
| Retail trade, total | 1,399 | 933 | 137,367 | 129,687 | 15,217 | 291,914 | 277,454 | 7,168 | 6,177 | 1,375 |
| Food stores, total | 393 | 163 | 30,737 | 27,061 | 1,815 | 34,803 | 31,408 | 894 | 663 | 389 |
| Grocery stores | 365 | 147 | 29,543 | 25,981 | 1,684 | 31,937 | 28,575 | 811 | 584 | 357 |
| Meat markets, fish (seafood) markets | 3 | 1 | (D) | (D) | (D) | (D) | (D) | (D) | (D) | (D) |
| Fruit stores, vegetable markets | 13 | 5 | 344 | 260 | 16 | 187 | 187 | 6 | 6 | 14 |
| Candy, nut, confectionery stores | 3 | 1 | (D) | (D) | (D) | (D) | (D) | (D) | (D) | (D) |
| Other food stores | 9 | 9 | (D) | (D) | (D) | (D) | (D) | (D) | (D) | (D) |
| Eating, drinking places, total | 212 | 148 | 8,360 | 7,558 | 1,338 | 29,621 | 28,438 | 1,133 | 1,041 | 238 |
| Eating places | 169 | 119 | 7,039 | 6,461 | 1,208 | 26,653 | 25,491 | 1,002 | 913 | 184 |
| Drinking places | 41 | 29 | 1,299 | 1,097 | 130 | 2,968 | 2,947 | 131 | 128 | 52 |
| General merchandise group, total | 54 | 38 | 19,445 | 19,043 | 2,915 | 52,214 | 47,113 | 1,644 | 1,275 | 51 |
| General merchandise group (except variety) | 34 | 22 | 15,586 | 15,236 | 2,306 | 38,434 | 34,805 | 1,056 | 851 | 40 |
| Variety stores | 20 | 16 | 3,859 | 3,807 | 609 | 13,780 | 12,308 | 588 | 424 | 11 |

Standard Notes: (D) Withheld to avoid disclosure. (NA) Not available. n.e.c. Not elsewhere classified. XXX Not applicable. (Z) Less than \$500. ... Represents zero.
¹ Group totals may include data for establishments without payroll which could not be classified by detailed kind of business.

Table 104. RETAIL TRADE: 1954 — COUNTIES WITH 500 ESTABLISHMENTS OR MORE—Continued

Establishments, Sales, Payroll, and Personnel, by Kind of Business

| County and kind of business | Establishments | | Sales | | Payroll, entire year (\$1,000) | Payroll, workweek ended nearest Nov. 15 | | Paid employees, workweek ended nearest Nov. 15 | | Proprietors (unincorporated businesses only) ¹ (Number) |
|--|--------------------------------|--------------------------|---|--|-----------------------------------|---|----------------------------|--|---------------------------|---|
| | Total ¹ (Number) | With payroll (Number) | Total, all establishments ¹ (\$1,000) | Establishments with payroll (\$1,000) | | Total (Dollars) | Full workweek (Dollars) | Total (Number) | Full workweek (Number) | |
| MUSCOGEE COUNTY--Con | | | | | | | | | | |
| Apparel, accessories stores, total..... | 111 | 105 | 11,623 | 11,627 | 1,540 | 28,205 | 26,157 | 761 | 605 | 69 |
| Shoe stores..... | 22 | 20 | (D) | (D) | (D) | (D) | (D) | (D) | (D) | (D) |
| Men's, boys' clothing and furnishings stores..... | (NA) | 22 | (NA) | 2,725 | 380 | 6,607 | 6,322 | 163 | 135 | (NA) |
| Family clothing stores..... | (NA) | 13 | (NA) | (D) | (D) | (D) | (D) | (D) | (D) | (NA) |
| Women's clothing, specialty stores..... | 40 | 38 | (D) | (D) | (D) | (D) | (D) | (D) | (D) | (D) |
| Ready-to-wear stores..... | (NA) | 28 | (NA) | (D) | (D) | (D) | (D) | (D) | (D) | (NA) |
| Other clothing, specialty stores..... | (NA) | 10 | (NA) | (D) | 74 | 1,505 | 1,338 | 38 | 27 | (NA) |
| Other apparel stores..... | 12 | 12 | (D) | (D) | (D) | (D) | (D) | (D) | (D) | (D) |
| Furniture, home furnishings, appliance dealers, total..... | 86 | 72 | 9,126 | 8,836 | 1,524 | 28,122 | 27,944 | 487 | 481 | 62 |
| Furniture, home furnishings stores, antique stores..... | 54 | 50 | 6,705 | 6,659 | 1,237 | 22,752 | 22,627 | 392 | 390 | 29 |
| Household appliance, radio, TV stores..... | 32 | 22 | 2,423 | 2,179 | 287 | 5,367 | 5,317 | 95 | 91 | 33 |
| Automotive group..... | 81 | 67 | 26,663 | 26,305 | 2,535 | 46,544 | 46,191 | 681 | 664 | 77 |
| Gasoline service stations..... | 133 | 119 | 9,827 | 9,393 | 926 | 20,392 | 19,625 | 466 | 423 | 152 |
| Lumber, bldg. mats., hardware, farm equip. dealers, total..... | 28 | 22 | 4,112 | 3,978 | 596 | 10,334 | 10,204 | 192 | 190 | 30 |
| Farm equipment dealers..... | 2 | 2 | (D) | (D) | (D) | (D) | (D) | (D) | (D) | (D) |
| Lumber, building materials, supplies, equipment dealers..... | 9 | 7 | (D) | (D) | (D) | (D) | (D) | (D) | (D) | (D) |
| Hardware stores..... | 17 | 13 | 976 | 856 | 133 | 2,513 | 2,483 | 51 | 49 | 20 |
| Drug stores, proprietary stores, total..... | 50 | 48 | 4,387 | (D) | 579 | 12,182 | 11,368 | 317 | 274 | 51 |
| Drug stores..... | (NA) | 47 | (NA) | (D) | (D) | (D) | (D) | (D) | (D) | (NA) |
| Proprietary stores..... | (NA) | 1 | (NA) | (D) | (D) | (D) | (D) | (D) | (D) | (NA) |
| Other retail stores, total..... | 189 | 139 | 11,431 | (D) | 1,260 | 25,343 | 25,384 | 523 | 496 | 197 |
| Liquor stores..... | 73 | 61 | (D) | (D) | (D) | (D) | (D) | (D) | (D) | (D) |
| Fuel, ice dealers..... | 8 | 4 | 461 | 419 | 97 | 2,732 | 2,732 | 49 | 49 | 5 |
| Feed, farm, garden supply stores..... | 11 | 9 | 1,606 | (D) | (D) | (D) | (D) | (D) | (D) | (D) |
| Jewelry stores..... | 16 | 16 | 1,963 | 1,963 | 301 | 5,621 | 5,576 | 93 | 96 | 14 |
| Book, stationery stores..... | 2 | 2 | (D) | (D) | (D) | (D) | (D) | (D) | (D) | (D) |
| Other retail stores (except second-hand)..... | 46 | 30 | 1,667 | 1,439 | 202 | 4,125 | 3,966 | 34 | 23 | 47 |
| Second-hand stores..... | 21 | 17 | 1,094 | 1,040 | 210 | 4,101 | 4,024 | 85 | 79 | 25 |
| Nonstore retailers..... | 62 | 12 | 1,456 | 1,046 | 189 | 3,652 | 3,622 | 66 | 65 | 59 |
| RICHMOND COUNTY | | | | | | | | | | |
| Retail trade, total..... | 1,199 | 839 | 151,838 | 143,594 | 16,725 | 315,046 | 296,182 | 7,219 | 6,065 | 1,104 |
| Food stores, total..... | 306 | 140 | 37,127 | 33,131 | 1,934 | 39,976 | 34,324 | 1,011 | 695 | 306 |
| Grocery stores..... | 277 | 121 | 35,773 | 31,933 | 1,833 | 37,295 | 31,772 | 942 | 632 | 278 |
| Meat markets, fish (seafood) markets..... | 8 | 6 | (D) | (D) | (D) | (D) | (D) | (D) | (D) | (D) |
| Fruit stores, vegetable markets..... | 10 | 4 | 152 | (D) | (D) | (D) | (D) | (D) | (D) | (D) |
| Candy, nut, confectionery stores..... | XXX | XXX | (D) | (D) | (D) | (D) | (D) | (D) | (D) | (D) |
| Other food stores..... | 11 | 9 | (D) | (D) | (D) | (D) | (D) | (D) | (D) | (D) |
| Eating, drinking places, total..... | 193 | 155 | 11,014 | 10,628 | 1,952 | 37,643 | 36,069 | 1,227 | 1,127 | 198 |
| Eating places..... | 126 | 94 | 7,122 | 6,788 | 1,538 | 29,564 | 28,183 | 1,000 | 913 | 137 |
| Drinking places..... | 67 | 61 | 3,892 | 3,840 | 414 | 8,079 | 7,886 | 227 | 214 | 61 |
| General merchandise group, total..... | 47 | 35 | 22,440 | 22,314 | 3,328 | 59,703 | 52,612 | 1,579 | 1,129 | 31 |
| General merchandise group (except variety)..... | 32 | 22 | 18,194 | (D) | 2,622 | 46,342 | 42,180 | 1,042 | 628 | 27 |
| Variety stores..... | 15 | 13 | 4,246 | (D) | 706 | 13,361 | 10,432 | 537 | 501 | 4 |
| Apparel, accessories stores, total..... | 89 | 77 | 10,396 | (D) | 1,362 | 23,560 | 21,664 | 670 | 511 | 64 |
| Shoe stores..... | 13 | 11 | (D) | (D) | (D) | (D) | (D) | (D) | (D) | (D) |
| Men's, boys' clothing and furnishings stores..... | (NA) | 19 | (NA) | (D) | (D) | (D) | (D) | (D) | (D) | (D) |
| Family clothing stores..... | (NA) | 21 | (NA) | 3,128 | 479 | 8,368 | 7,661 | 244 | 181 | 20 |
| Women's clothing, specialty stores..... | 24 | 22 | 3,842 | (D) | 475 | 8,072 | 7,365 | 248 | 206 | 11 |
| Ready-to-wear stores..... | (NA) | 11 | (NA) | (D) | 373 | 6,129 | 5,660 | 192 | 155 | (NA) |
| Other clothing, specialty stores..... | (NA) | 11 | (NA) | 881 | 102 | 1,943 | 1,705 | 66 | 45 | (NA) |
| Other apparel stores..... | 4 | 4 | 187 | 187 | 21 | 236 | 236 | 7 | 7 | 7 |
| Furniture, home furnishings, appliance dealers, total..... | 68 | 58 | 8,135 | 7,833 | 1,384 | 25,596 | 25,139 | 431 | 415 | 56 |
| Furniture, home furnishings stores, antique stores..... | 42 | 36 | 5,417 | (D) | 965 | 18,055 | 17,834 | 298 | 269 | 34 |
| Household appliance, radio, TV stores..... | 26 | 22 | 2,718 | (D) | 419 | 7,541 | 7,305 | 133 | 126 | 22 |
| Automotive group..... | 81 | 65 | 30,074 | 28,306 | 2,640 | 49,288 | 48,994 | 636 | 627 | 63 |
| Gasoline service stations..... | 140 | 110 | 9,272 | 8,770 | 827 | 16,220 | 15,801 | 395 | 365 | 124 |
| Lumber, bldg. mats., hardware, farm equip. dealers, total..... | 29 | 27 | 6,252 | (D) | 863 | 15,855 | 15,132 | 303 | 273 | 27 |
| Farm equipment dealers..... | 3 | 3 | 480 | 480 | 54 | 1,044 | 1,044 | 23 | 23 | 2 |
| Lumber, building materials, supplies, equipment dealers..... | 15 | 13 | 3,523 | (D) | 487 | 9,191 | 8,602 | 171 | 149 | 10 |
| Hardware stores..... | 11 | 11 | 2,249 | 2,249 | 322 | 5,620 | 5,486 | 109 | 101 | 15 |
| Drug stores, proprietary stores, total..... | 28 | 26 | 3,990 | (D) | (D) | (D) | (D) | (D) | (D) | (D) |
| Drug stores..... | (NA) | 24 | (NA) | 3,834 | 564 | 10,239 | 10,019 | 261 | 249 | (NA) |
| Proprietary stores..... | (NA) | 2 | (NA) | (D) | (D) | (D) | (D) | (D) | (D) | (NA) |
| Other retail stores, total..... | 181 | 135 | 11,407 | 10,759 | 1,641 | 33,052 | 32,637 | 626 | 602 | 175 |
| Liquor stores..... | 41 | 37 | 3,210 | 3,062 | 222 | 4,182 | 4,152 | 94 | 97 | 0 |
| Fuel, ice dealers..... | 26 | 14 | 1,253 | 1,099 | 128 | 3,954 | 3,858 | 74 | 68 | 26 |
| Feed, farm, garden supply stores..... | 8 | 8 | 1,476 | 1,476 | 107 | 2,343 | 2,287 | 57 | 52 | 4 |
| Jewelry stores..... | 21 | 17 | (D) | (D) | (D) | (D) | (D) | (D) | (D) | (D) |
| Book, stationery stores..... | 4 | 4 | 281 | 281 | 39 | 675 | 645 | 12 | 12 | 4 |
| Other retail stores (except second-hand)..... | 50 | 46 | 2,078 | 2,042 | 331 | 6,427 | 6,255 | 149 | 140 | 47 |
| Second-hand stores..... | 11 | 9 | (D) | (D) | (D) | (D) | (D) | (D) | (D) | (D) |
| Nonstore retailers..... | 37 | 11 | 1,691 | (D) | (D) | (D) | (D) | (D) | (D) | (D) |

Standard Notes: (D) Withheld to avoid disclosure. (NA) Not available. n.e.c. Not elsewhere classified. XXX Not applicable. (Z) Less than \$500. ... Represents zero.
¹ Group totals may include data for establishments without payroll which could not be classified by detailed kind of business.

Table 104. RETAIL TRADE: 1954 — COUNTIES WITH 500 ESTABLISHMENTS OR MORE—Continued

Establishments, Sales, Payroll, and Personnel, by Kind of Business

| County and kind of business | Establishments | | Sales | | Payroll, entire year (\$1,000) | Payroll, workweek ended nearest Nov. 15 | | Paid employees, workweek ended nearest Nov. 15 | | Proprietors (unincorporated businesses only) ¹ (Number) |
|--|--------------------------------|--------------------------|---|--|-----------------------------------|---|----------------------------|--|---------------------------|---|
| | Total ¹ (Number) | With payroll (Number) | Total, all establishments ¹ (\$1,000) | Establishments with payroll (\$1,000) | | Total (Dollars) | Full workweek (Dollars) | Total (Number) | Full workweek (Number) | |
| TROUP COUNTY | | | | | | | | | | |
| Retail trade, total..... | 552 | 322 | 39,558 | 35,490 | 3,581 | 68,985 | 64,983 | 1,755 | 1,425 | 562 |
| Food stores, total..... | 174 | 50 | 9,581 | 7,581 | 467 | 8,512 | 7,228 | 230 | 156 | 162 |
| Grocery stores..... | 166 | 46 | 9,451 | 7,477 | 427 | 8,239 | 6,993 | 217 | 147 | 174 |
| Meat markets, fish (seafood) markets..... | 2 | ... | (D) | ... | ... | ... | ... | ... | ... | (D) |
| Fruit stores, vegetable markets..... | ... | ... | ... | ... | ... | ... | ... | ... | ... | ... |
| Candy, nut, confectionery stores..... | 1 | 1 | (D) | (D) | (D) | (D) | (D) | (D) | (D) | (D) |
| Other food stores..... | 5 | 3 | 76 | (D) | (D) | (D) | (D) | (D) | (D) | (D) |
| Eating, drinking places, total..... | 57 | 39 | 1,808 | 1,560 | 221 | 4,573 | 4,439 | 161 | 149 | 60 |
| Eating places..... | 50 | 32 | 1,662 | 1,414 | 209 | 4,387 | 4,253 | 153 | 141 | 53 |
| Drinking places..... | 7 | 7 | 146 | 146 | 12 | 186 | 186 | 8 | 8 | 7 |
| General merchandise group, total..... | 33 | 23 | 4,588 | 4,456 | 507 | 9,276 | 7,931 | 350 | 210 | 33 |
| General merchandise group (except variety)..... | 26 | 16 | 3,530 | 3,398 | 363 | 6,491 | 5,653 | 211 | 135 | 29 |
| Variety stores..... | 7 | 7 | 1,058 | 1,058 | 144 | 2,785 | 2,278 | 139 | 75 | 4 |
| Apparel, accessories stores, total..... | 40 | 40 | 3,087 | 3,087 | 305 | 6,370 | 5,943 | 199 | 152 | 39 |
| Shoe stores..... | 7 | 7 | 532 | 532 | 54 | 1,028 | 945 | 35 | 24 | 9 |
| Men's, boys' clothing and furnishings stores..... | 4 | 4 | (D) | (D) | (D) | (D) | (D) | (D) | (D) | (D) |
| Family clothing stores..... | 11 | 11 | 1,395 | 1,395 | 141 | 3,346 | 3,134 | 93 | 70 | 9 |
| Women's clothing, specialty stores..... | 16 | 16 | 827 | 827 | 77 | 1,375 | 1,284 | 56 | 46 | 15 |
| Ready-to-wear stores..... | 12 | 12 | (D) | (D) | (D) | (D) | (D) | (D) | (D) | (D) |
| Other clothing, specialty stores..... | 4 | 4 | (D) | (D) | (D) | (D) | (D) | (D) | (D) | (D) |
| Other apparel stores..... | 2 | 2 | (D) | (D) | (D) | (D) | (D) | (D) | (D) | (D) |
| Furniture, home furnishings, appliance dealers, total..... | 36 | 24 | 2,753 | 2,557 | 476 | 9,063 | 8,993 | 176 | 169 | 29 |
| Furniture, home furnishings stores, antique stores..... | 30 | 20 | 2,505 | (D) | 396 | 7,512 | 7,479 | 147 | 143 | 25 |
| Household appliance, radio, TV stores..... | 6 | 4 | 448 | (D) | 80 | 1,551 | 1,514 | 29 | 26 | 4 |
| Automotive group..... | 40 | 32 | 9,148 | 8,860 | 820 | 16,500 | 16,444 | 256 | 251 | 35 |
| Gasoline service stations..... | 69 | 49 | 3,138 | 2,606 | 205 | 3,802 | 3,609 | 118 | 105 | 80 |
| Lumber, bldg. mads., hardware, farm equip. dealers, total..... | 14 | 10 | 1,168 | 1,058 | 135 | 2,728 | 2,728 | 43 | 43 | 14 |
| Farm equipment dealers..... | 4 | 4 | 418 | 418 | 46 | 1,021 | 1,021 | 17 | 17 | 2 |
| Lumber, building materials, supplies, equipment dealers..... | 2 | 2 | (D) | (D) | (D) | (D) | (D) | (D) | (D) | (D) |
| Hardware stores..... | 6 | 4 | (D) | (D) | (D) | (D) | (D) | (D) | (D) | (D) |
| Drug stores, proprietary stores, total..... | 14 | 12 | 1,161 | (D) | 139 | 2,791 | 2,688 | 83 | 76 | 17 |
| Drug stores..... | (NA) | 11 | (NA) | 1,039 | (D) | (D) | (D) | (D) | (D) | (NA) |
| Proprietary stores..... | (NA) | 1 | (NA) | (D) | (D) | (D) | (D) | (D) | (D) | (NA) |
| Other retail stores, total..... | 54 | 38 | 2,860 | (D) | 292 | 5,048 | 4,663 | 129 | 105 | 53 |
| Liquor stores..... | 2 | ... | (D) | ... | ... | ... | ... | ... | ... | (D) |
| Fuel, ice dealers..... | 5 | 5 | 424 | 424 | 80 | 1,174 | 1,076 | 28 | 23 | 4 |
| Feed, farm, garden supply stores..... | 9 | 9 | 1,082 | 1,082 | 78 | 826 | 721 | 26 | 16 | 6 |
| Jewelry stores..... | 14 | 12 | 436 | (D) | 72 | 1,589 | 1,501 | 35 | 33 | 11 |
| Book, stationery stores..... | ... | ... | ... | ... | ... | ... | ... | ... | ... | ... |
| Other retail stores (except second-hand)..... | 16 | 10 | 421 | 319 | (D) | (D) | (D) | (D) | (D) | (D) |
| Second-hand stores..... | 2 | 2 | (D) | (D) | (D) | (D) | (D) | (D) | (D) | (D) |
| Nonstore retailers..... | 21 | 5 | 266 | 90 | 14 | 322 | 317 | 10 | 9 | 20 |

Standard Notes: (D) Withheld to avoid disclosure. (NA) Not available. n.e.c. Not elsewhere classified. XXX Not applicable. (Z) Less than \$500. ... Represents zero.
¹Group totals may include data for establishments without payroll which could not be classified by detailed kind of business.

Table 105. RETAIL TRADE: 1954 — CITIES WITH 500 ESTABLISHMENTS OR MORE

Establishments, Sales, Payroll, and Personnel, by Kind of Business

| City and kind of business | Establishments | | Sales | | Payroll, entire year (\$1,000) | Payroll, workweek ended nearest Nov. 15 | | Paid employees, workweek ended nearest Nov. 15 | | Proprietors (unincorporated businesses only) ¹ (Number) |
|--|--------------------------------|--------------------------|---|--|-----------------------------------|---|----------------------------|--|---------------------------|---|
| | Total ¹ (Number) | With payroll (Number) | Total, all establishments ¹ (\$1,000) | Establishments with payroll (\$1,000) | | Total (Dollars) | Full workweek (Dollars) | Total (Number) | Full workweek (Number) | |
| ATLANTA | | | | | | | | | | |
| Retail trade, total..... | 4,340 | 3,174 | 743,801 | 723,651 | 92,471 | 2,069,830 | 1,968,892 | 37,339 | 32,325 | 4,017 |
| Food stores, total..... | 911 | 583 | 132,391 | 126,197 | 8,548 | 177,536 | 158,764 | 4,090 | 2,967 | 910 |
| Grocery stores..... | 693 | 455 | 123,196 | 118,448 | 7,713 | 159,587 | 143,217 | 3,533 | 2,558 | 695 |
| Meat markets, fish (seafood) markets..... | 25 | 23 | 1,744 | (D) | (D) | (D) | (D) | (D) | (D) | (D) |
| Fruit stores, vegetable markets..... | 75 | 23 | (D) | 1,156 | 92 | 1,975 | 1,876 | 52 | 42 | (D) |
| Candy, nut, confectionery stores..... | 17 | 9 | 571 | 527 | 78 | 1,483 | 1,229 | 70 | 39 | 11 |
| Bakery products stores..... | 29 | 21 | 1,156 | 1,022 | 256 | 5,295 | 5,004 | 136 | 114 | 27 |
| Other food stores..... | 72 | 52 | (D) | (D) | (D) | (D) | (D) | (D) | (D) | (D) |
| Eating, drinking places, total..... | 744 | 592 | 41,969 | 39,527 | 7,741 | 158,615 | 150,653 | 5,177 | 4,648 | 802 |
| Eating places (except refreshment stands)..... | 556 | 432 | 34,160 | 32,324 | 6,695 | 139,830 | 133,030 | 4,603 | 4,156 | 583 |
| Refreshment stands..... | 59 | 41 | 1,921 | 1,499 | 271 | 4,813 | 4,405 | 142 | 121 | 49 |
| Drinking places..... | 129 | 119 | 5,888 | 5,704 | 775 | 13,972 | 13,218 | 432 | 371 | 170 |
| General merchandise group, total..... | 118 | 90 | 126,262 | 125,866 | 21,979 | 444,785 | 404,274 | 9,138 | 7,310 | 103 |
| Department stores..... | 5 | 5 | 108,196 | 108,196 | 19,355 | 392,734 | 358,772 | 7,334 | 6,047 | ... |
| Dry goods, general merchandise stores..... | 39 | 29 | (D) | (D) | (D) | (D) | (D) | (D) | (D) | (D) |
| General stores..... | 2 | 2 | (D) | (D) | (D) | (D) | (D) | (D) | (D) | (D) |
| Variety stores..... | 70 | 54 | 13,863 | 13,599 | 2,167 | 42,983 | 37,100 | 1,585 | 1,080 | 63 |
| Apparel, accessories stores, total..... | 346 | 306 | 49,055 | 48,361 | 7,123 | 132,777 | 123,348 | 2,909 | 2,354 | 206 |
| Shoe stores..... | 80 | 72 | 12,835 | 12,581 | 1,695 | 33,746 | 31,202 | 649 | 483 | 29 |
| Men's, boys' clothing and furnishings stores..... | (NA) | 64 | (NA) | 9,708 | 1,448 | 25,031 | 23,943 | 457 | 397 | (NA) |
| Family clothing stores..... | (NA) | 32 | (NA) | 6,575 | 994 | 17,796 | 15,746 | 413 | 312 | (NA) |
| Women's clothing, specialty stores..... | 126 | 112 | (D) | (D) | (D) | (D) | (D) | (D) | (D) | (D) |
| Ready-to-wear stores..... | (NA) | 66 | (NA) | 14,793 | 2,235 | 41,805 | 39,019 | 1,047 | 874 | (NA) |
| Millinery stores..... | (NA) | 26 | (NA) | (D) | (D) | (D) | (D) | (D) | (D) | (NA) |
| Other clothing, specialty stores..... | (NA) | 20 | (NA) | 1,271 | 156 | 3,176 | 2,793 | 88 | 65 | (NA) |
| Other apparel stores..... | 32 | 26 | 1,793 | (D) | (D) | (D) | (D) | (D) | (D) | (D) |
| Furniture, home furnishings, appliance dealers, total..... | 244 | 192 | 31,013 | 29,955 | 5,014 | 97,584 | 95,989 | 1,564 | 1,505 | 187 |
| Furniture, home furnishings stores..... | 162 | 124 | 21,722 | 20,886 | 3,513 | 68,005 | 67,086 | 1,137 | 1,094 | 133 |
| Furniture stores..... | (NA) | 83 | (NA) | 17,743 | 2,849 | 54,325 | 53,860 | 916 | 890 | (NA) |
| Home furnishings stores, antique stores..... | (NA) | 41 | (NA) | 3,143 | 664 | 13,680 | 13,226 | 221 | 204 | (NA) |
| Household appliance, radio, TV stores..... | 78 | 68 | 9,169 | 9,069 | 1,501 | 29,579 | 28,903 | 427 | 411 | 50 |
| Automotive group, total..... | 197 | 141 | 113,069 | 111,859 | 10,810 | 19,111 | 187,982 | 2,697 | 2,637 | 177 |
| Passenger car dealers (franchised)..... | 36 | 28 | 87,705 | 87,283 | 8,199 | 139,750 | 137,583 | 1,915 | 1,896 | 19 |
| Passenger car dealers (nonfranchised)..... | 81 | 51 | 10,880 | (D) | (D) | (D) | (D) | (D) | (D) | (D) |
| Tire, battery, accessory dealers..... | 61 | 47 | 11,853 | 11,693 | 1,849 | 36,751 | 36,005 | 567 | 536 | 47 |
| Other automotive dealers..... | 19 | 15 | 2,631 | (D) | (D) | (D) | (D) | (D) | (D) | (D) |
| Gasoline service stations..... | 467 | 371 | 34,470 | 32,632 | 3,376 | 67,848 | 64,574 | 1,449 | 1,278 | 473 |
| Lumber, bldg. mats., hardware, farm equip. dealers, total..... | 147 | 125 | 42,931 | 42,403 | 5,322 | 100,305 | 98,478 | 1,616 | 1,541 | 107 |
| Farm equipment dealers..... | 12 | 8 | (D) | (D) | (D) | (D) | (D) | (D) | (D) | (D) |
| Lumber, building materials dealers..... | 39 | 35 | 32,188 | 32,138 | 3,887 | 73,343 | 72,307 | 1,135 | 1,098 | 30 |
| Plumbing, paint, electrical stores..... | 35 | 29 | (D) | (D) | (D) | (D) | (D) | (D) | (D) | (D) |
| Hardware stores..... | 61 | 53 | 5,373 | 5,133 | 658 | 11,646 | 11,060 | 247 | 218 | 49 |
| Drug stores, proprietary stores, total..... | 216 | 196 | 23,849 | 23,079 | 3,456 | 65,341 | 61,525 | 1,571 | 1,358 | 177 |
| Drug stores..... | (NA) | 180 | (NA) | 22,427 | 3,396 | 64,331 | 60,683 | 1,529 | 1,329 | (NA) |
| Proprietary stores..... | (NA) | 16 | (NA) | 652 | 60 | 1,010 | 842 | 42 | 29 | (NA) |
| Other retail stores, total..... | 694 | 510 | 68,496 | 65,466 | 7,197 | 140,207 | 135,641 | 2,367 | 2,201 | 636 |
| Liquor stores..... | 207 | 183 | 26,778 | 25,930 | 1,368 | 23,727 | 23,224 | 388 | 362 | 202 |
| Fuel, ice dealers..... | 18 | 12 | 1,062 | 1,034 | 138 | 3,310 | 3,114 | 81 | 68 | 16 |
| Feed, farm, garden supply stores..... | 24 | 22 | 10,604 | (D) | 531 | 13,781 | 12,422 | 233 | 207 | 20 |
| Jewelry stores..... | 86 | 66 | 13,244 | 12,976 | 2,484 | 47,624 | 46,835 | 683 | 662 | 54 |
| Book, stationery stores..... | 18 | 14 | (D) | (D) | (D) | (D) | (D) | (D) | (D) | (D) |
| Sporting goods, bicycle stores..... | 26 | 18 | (D) | (D) | (D) | (D) | (D) | (D) | (D) | (D) |
| Florists..... | 64 | 42 | 2,211 | 1,949 | 434 | 6,848 | 6,658 | 169 | 154 | 70 |
| Cigar stores, stands..... | 9 | 9 | 481 | 481 | 52 | 977 | 852 | 27 | 19 | 6 |
| News dealers, newsstands..... | 16 | 6 | (D) | (D) | 41 | 737 | 727 | 32 | 31 | (D) |
| Gift, novelty, souvenir stores..... | 18 | 12 | 620 | (D) | (D) | (D) | (D) | (D) | (D) | (D) |
| Music stores..... | 19 | 13 | 1,994 | (D) | (D) | (D) | (D) | (D) | (D) | (D) |
| Camera, photographic supply stores..... | 7 | 7 | 684 | 684 | 102 | 1,595 | 1,541 | 27 | 26 | 4 |
| Other retail stores (except second-hand)..... | 68 | 62 | (D) | (D) | (D) | (D) | (D) | (D) | (D) | (D) |
| Second-hand stores..... | 60 | 44 | (D) | (D) | (D) | (D) | (D) | (D) | (D) | (D) |
| Nonstore retailers, total..... | 256 | 68 | 80,296 | 78,306 | 11,905 | 493,721 | 487,664 | 4,761 | 4,526 | 239 |
| Mail order houses..... | 10 | 8 | (D) | (D) | (D) | (D) | (D) | (D) | (D) | (D) |
| Direct selling (house-to-house) organizations..... | 208 | 48 | 10,896 | (D) | (D) | (D) | (D) | (D) | (D) | (D) |
| Merchandise vending machine operators..... | 38 | 12 | (D) | (D) | (D) | (D) | (D) | (D) | (D) | (D) |

Standard Notes: (D) Withheld to avoid disclosure. (NA) Not available. n.e.c. Not elsewhere classified. XXXX Not applicable. (Z) Less than \$500. ... Represents zero.
¹ Group totals may include data for establishments without payroll which could not be classified by detailed kind of business.

Table 105. RETAIL TRADE: 1954 — CITIES WITH 500 ESTABLISHMENTS OR MORE—Continued

Establishments, Sales, Payroll, and Personnel, by Kind of Business

| City and kind of business | Establishments | | Sales | | Payroll, entire year (\$1,000) | Payroll, workweek ended nearest Nov. 15 | | Paid employees, workweek ended nearest Nov. 15 | | Proprietors (unincorporated businesses only) (Number) |
|--|--------------------------------|--------------------------|---|--|-----------------------------------|---|----------------------------|--|---------------------------|--|
| | Total ¹ (Number) | With payroll (Number) | Total, all establishments ¹ (\$1,000) | Establishments with payroll (\$1,000) | | Total (Dollars) | Full workweek (Dollars) | Total (Number) | Full workweek (Number) | |
| AUGUSTA | | | | | | | | | | |
| Retail trade, total..... | 1,069 | 741 | 140,680 | 132,920 | 15,812 | 297,102 | 279,580 | 6,798 | 5,717 | 975 |
| Food stores, total..... | 277 | 121 | 33,893 | 30,119 | 1,776 | 37,074 | 31,789 | 937 | 643 | 277 |
| Grocery stores..... | 249 | 103 | 32,845 | 29,227 | 1,678 | 34,460 | 29,304 | 870 | 582 | 250 |
| Meat markets, fish (seafood) markets..... | 8 | 6 | (D) | (D) | (D) | (D) | (D) | (D) | (D) | (D) |
| Fruit stores, vegetable markets..... | 10 | 4 | 150 | (D) | (D) | (D) | (D) | (D) | (D) | (D) |
| Candy, nut, confectionery stores..... | ••• | ••• | (D) | (D) | (D) | (D) | (D) | (D) | (D) | (D) |
| Other food stores..... | 10 | 8 | (D) | (D) | (D) | (D) | (D) | (D) | (D) | (D) |
| Eating, drinking places, total..... | 174 | 136 | 9,902 | 9,516 | 1,739 | 33,214 | 32,217 | 1,098 | 1,026 | 179 |
| Eating places..... | 115 | 83 | 6,292 | 5,958 | 1,356 | 25,681 | 24,871 | 892 | 832 | 125 |
| Drinking places..... | 59 | 53 | 3,610 | 3,558 | 383 | 7,533 | 7,346 | 206 | 194 | 54 |
| General merchandise group, total..... | 37 | 29 | 22,006 | 21,938 | 3,304 | 59,281 | 52,201 | 1,564 | 1,117 | 22 |
| General merchandise group (except variety)..... | 23 | 17 | (D) | (D) | (D) | (D) | (D) | (D) | (D) | (D) |
| Variety stores..... | 14 | 12 | (D) | (D) | (D) | (D) | (D) | (D) | (D) | (D) |
| Apparel, accessories stores, total..... | 88 | 76 | (D) | (D) | (D) | (D) | (D) | (D) | (D) | (D) |
| Shoe stores..... | 13 | 11 | (D) | (D) | (D) | (D) | (D) | (D) | (D) | (D) |
| Men's, boys' clothing and furnishings stores..... | (NA) | 18 | (NA) | (D) | (D) | (D) | (D) | (D) | (D) | (NA) |
| Family clothing stores..... | (NA) | 21 | (NA) | 3,128 | 479 | 8,368 | 7,661 | 244 | 181 | (NA) |
| Women's clothing, specialty stores..... | 24 | 22 | 3,842 | (D) | 475 | 8,072 | 7,365 | 248 | 200 | 11 |
| Ready-to-wear stores..... | (NA) | 11 | (NA) | (D) | 373 | 6,129 | 5,660 | 182 | 155 | (NA) |
| Other clothing, specialty stores..... | (NA) | 11 | (NA) | 881 | 102 | 1,943 | 1,705 | 66 | 45 | (NA) |
| Other apparel stores..... | 4 | 4 | 187 | 187 | 21 | 236 | 236 | 7 | 7 | 7 |
| Furniture, home furnishings, appliance dealers, total..... | 65 | 55 | 7,717 | 7,415 | 1,330 | 24,333 | 23,976 | 408 | 396 | 54 |
| Furniture, home furnishings stores, antique stores..... | 41 | 35 | (D) | (D) | (D) | (D) | (D) | (D) | (D) | (D) |
| Household appliance, radio, TV stores..... | 24 | 20 | (D) | (D) | (D) | (D) | (D) | (D) | (D) | (D) |
| Automotive group..... | 76 | 60 | 28,782 | 27,014 | 2,555 | 47,453 | 47,204 | 616 | 608 | 56 |
| Gasoline service stations..... | 113 | 87 | 6,953 | 6,477 | 665 | 12,826 | 12,480 | 311 | 287 | 98 |
| Lumber, bldg. mats., hardware, farm equip. dealers, total..... | 24 | 22 | 5,767 | (D) | 821 | 15,015 | 14,317 | 287 | 258 | 22 |
| Farm equipment dealers..... | 2 | 2 | (D) | (D) | (D) | (D) | (D) | (D) | (D) | (D) |
| Lumber, building materials, supplies, equipment dealers..... | 14 | 12 | (D) | (D) | (D) | (D) | (D) | (D) | (D) | (D) |
| Hardware stores..... | 8 | 8 | 2,076 | 2,076 | 311 | 5,397 | 5,288 | 105 | 98 | 11 |
| Drug stores, proprietary stores, total..... | 26 | 24 | (D) | (D) | (D) | (D) | (D) | (D) | (D) | (D) |
| Drug stores..... | (NA) | 23 | (NA) | (D) | (D) | (D) | (D) | (D) | (D) | (NA) |
| Proprietary stores..... | (NA) | 1 | (NA) | (D) | (D) | (D) | (D) | (D) | (D) | (NA) |
| Other retail stores, total..... | 160 | 124 | 10,459 | 9,895 | 1,594 | 32,054 | 31,667 | 602 | 579 | 150 |
| Liquor stores..... | 36 | 32 | 2,543 | 2,395 | 187 | 3,565 | 3,565 | 83 | 83 | 34 |
| Fuel, ice dealers..... | 23 | 13 | 1,207 | (D) | (D) | (D) | (D) | (D) | (D) | (D) |
| Feed, farm, garden supply stores..... | 7 | 7 | (D) | (D) | (D) | (D) | (D) | (D) | (D) | (D) |
| Jewelry stores..... | 21 | 17 | (D) | (D) | (D) | (D) | (D) | (D) | (D) | (D) |
| Book, stationery stores..... | 4 | 4 | 281 | 281 | 39 | 675 | 645 | 12 | 12 | 4 |
| Other retail stores (except second-hand)..... | 46 | 44 | 2,037 | (D) | (D) | (D) | (D) | (D) | (D) | (D) |
| Second-hand stores..... | 9 | 7 | (D) | (D) | (D) | (D) | (D) | (D) | (D) | (D) |
| Nonstore retailers..... | 29 | 7 | 1,115 | 881 | 121 | 2,483 | 2,483 | 48 | 48 | 31 |

Standard Notes: (D) Withheld to avoid disclosure. (NA) Not available. n.e.c. Not elsewhere classified. XXX Not applicable. (Z) Less than \$500. ... Represents zero.
¹ Group totals may include data for establishments without payroll which could not be classified by detailed kind of business.

Table 105. RETAIL TRADE: 1954 — CITIES WITH 500 ESTABLISHMENTS OR MORE—Continued

Establishments, Sales, Payroll, and Personnel, by Kind of Business

| City and kind of business | Establishments | | Sales | | Payroll, entire year (\$1,000) | Payroll, workweek ended nearest Nov. 15 | | Paid employees, workweek ended nearest Nov. 15 | | Proprietors (unincorporated businesses only) ¹ (Number) |
|--|--------------------------------|--------------------------|---|--|-----------------------------------|---|----------------------------|--|---------------------------|---|
| | Total ¹ (Number) | With payroll (Number) | Total, all establishments ¹ (\$1,000) | Establishments with payroll (\$1,000) | | Total (Dollars) | Full workweek (Dollars) | Total (Number) | Full workweek (Number) | |
| COLUMBUS | | | | | | | | | | |
| Retail trade, total..... | 1,269 | 829 | 125,513 | 118,207 | 14,243 | 270,711 | 256,903 | 6,612 | 5,666 | 1,245 |
| Food stores, total..... | 362 | 150 | 26,963 | 23,549 | 1,624 | 31,409 | 28,207 | 906 | 587 | 354 |
| Grocery stores..... | 334 | 134 | 25,769 | 22,469 | 1,493 | 28,543 | 25,374 | 723 | 508 | 322 |
| Meat markets, fish (seafood) markets..... | 3 | 1 | (D) | (D) | (D) | (D) | (D) | (D) | (D) | (D) |
| Fruit stores, vegetable markets..... | 13 | 5 | 344 | 260 | 16 | 187 | 187 | 6 | 6 | 14 |
| Candy, nut, confectionery stores..... | 3 | 1 | (D) | (D) | (D) | (D) | (D) | (D) | (D) | (D) |
| Other food stores..... | 9 | 9 | (D) | (D) | (D) | (D) | (D) | (D) | (D) | (D) |
| Eating, drinking places, total..... | 183 | 121 | 6,776 | 5,992 | 1,101 | 23,548 | 22,442 | 907 | 829 | 208 |
| Eating places..... | 149 | 99 | 5,781 | 5,203 | 996 | 21,072 | 19,987 | 798 | 723 | 164 |
| Drinking places..... | 32 | 22 | 973 | 789 | 105 | 2,476 | 2,455 | 109 | 106 | 42 |
| General merchandise group, total..... | 46 | 32 | 19,139 | 18,760 | 2,888 | 51,601 | 46,595 | 1,623 | 1,258 | 45 |
| General merchandise group (except variety)..... | 29 | 19 | 15,450 | 15,124 | 2,300 | 38,272 | 34,709 | 1,051 | 848 | 36 |
| Variety stores..... | 17 | 13 | 3,688 | 3,636 | 588 | 13,329 | 11,886 | 572 | 410 | 9 |
| Apparel, accessories stores, total..... | 106 | 100 | 11,548 | 11,352 | 1,501 | 27,535 | 25,558 | 743 | 591 | 66 |
| Shoe stores..... | 22 | 20 | (D) | (D) | (D) | (D) | (D) | (D) | (D) | (D) |
| Men's, boys' clothing and furnishings stores..... | (NA) | 21 | (NA) | (D) | (D) | (D) | (D) | (D) | (D) | (NA) |
| Family clothing stores..... | (NA) | 13 | (NA) | (D) | (D) | (D) | (D) | (D) | (D) | (NA) |
| Women's clothing, specialty stores..... | 37 | 35 | 4,355 | (D) | 604 | 11,814 | 11,282 | 320 | 281 | 9 |
| Ready-to-wear stores..... | (NA) | 25 | (NA) | 3,857 | 530 | 10,309 | 9,944 | 222 | 254 | (NA) |
| Other clothing, specialty stores..... | (NA) | 10 | (NA) | 412 | 74 | 1,505 | 1,338 | 38 | 27 | (NA) |
| Other apparel stores..... | 11 | 11 | (D) | (D) | (D) | (D) | (D) | (D) | (D) | (D) |
| Furniture, home furnishings, appliance dealers, total..... | 84 | 70 | (D) | (D) | (D) | (D) | (D) | (D) | (D) | (D) |
| Furniture, home furnishings stores, antique stores..... | 54 | 50 | 6,703 | 6,659 | 1,237 | 22,755 | 22,627 | 392 | 390 | 29 |
| Household appliance, radio, TV stores..... | 30 | 20 | (D) | (D) | (D) | (D) | (D) | (D) | (D) | (D) |
| Automotive group..... | 72 | 58 | 24,179 | 23,821 | 2,418 | 44,084 | 43,731 | 644 | 627 | 71 |
| Gasoline service stations..... | 108 | 96 | 7,662 | 7,276 | 695 | 15,085 | 14,441 | 359 | 323 | 125 |
| Lumber, bldg. mats., hardware, farm equip. dealers, total..... | 24 | 18 | 3,791 | 3,657 | 548 | 9,565 | 9,435 | 178 | 172 | 26 |
| Farm equipment dealers..... | 2 | 2 | (D) | (D) | (D) | (D) | (D) | (D) | (D) | (D) |
| Lumber, building materials, supplies, equipment dealers..... | 9 | 7 | (D) | (D) | (D) | (D) | (D) | (D) | (D) | (D) |
| Hardware stores..... | 13 | 9 | 655 | 535 | 85 | 1,744 | 1,714 | 33 | 31 | 16 |
| Drug stores, proprietary stores, total..... | 45 | 43 | 4,036 | (D) | 545 | 11,241 | 10,488 | 293 | 253 | 47 |
| Drug stores..... | (NA) | 42 | (NA) | 3,989 | (D) | (D) | (D) | (D) | (D) | (NA) |
| Proprietary stores..... | (NA) | 1 | (NA) | (D) | (D) | (D) | (D) | (D) | (D) | (NA) |
| Other retail stores, total..... | 179 | 129 | 10,024 | 10,000 | (D) | (D) | (D) | (D) | (D) | (D) |
| Liquor stores..... | 64 | 52 | 3,541 | 3,067 | 208 | 3,699 | 3,619 | 91 | 85 | 72 |
| Fuel, ice dealers..... | 8 | 4 | 461 | 419 | 97 | 2,735 | 2,738 | 49 | 49 | 5 |
| Feed, farm, garden supply stores..... | 11 | 9 | 1,606 | (D) | 137 | 2,827 | 2,727 | 68 | 60 | 9 |
| Jewelry stores..... | 16 | 16 | 1,953 | 1,963 | 301 | 5,521 | 5,578 | 98 | 96 | 14 |
| Book, stationery stores..... | 2 | 2 | (D) | (D) | (D) | (D) | (D) | (D) | (D) | (D) |
| Other retail stores (except second-hand)..... | 46 | 30 | 1,667 | 1,435 | 202 | 4,125 | 3,960 | 28 | 83 | 47 |
| Second-hand stores..... | 20 | 16 | (D) | (D) | (D) | (D) | (D) | (D) | (D) | (D) |
| Nonstore retailers..... | 60 | 12 | (D) | 1,046 | 189 | 3,652 | 3,622 | 66 | 65 | (D) |

Standard Notes: (D) Withheld to avoid disclosure. (NA) Not available. n.e.c. Not elsewhere classified. XXX Not applicable. (Z) Less than \$500. ... Represents zero.
¹ Group totals may include data for establishments without payroll which could not be classified by detailed kind of business.

Table 105. RETAIL TRADE: 1954 — CITIES WITH 500 ESTABLISHMENTS OR MORE—Continued

Establishments, Sales, Payroll, and Personnel, by Kind of Business

| City and kind of business | Establishments | | Sales | | Payroll, entire year (\$1,000) | Payroll, workweek ended nearest Nov. 15 | | Paid employees, workweek ended nearest Nov. 15 | | Proprietors (unincorporated businesses only) ¹ (Number) |
|--|--------------------------------|--------------------------|---|--|-----------------------------------|---|----------------------------|--|---------------------------|---|
| | Total ¹ (Number) | With payroll (Number) | Total, all establishments ¹ (\$1,000) | Establishments with payroll (\$1,000) | | Total (Dollars) | Full workweek (Dollars) | Total (Number) | Full workweek (Number) | |
| MACON | | | | | | | | | | |
| Retail trade, total..... | 1,015 | 709 | 119,160 | 114,440 | 13,442 | 260,547 | 247,609 | 6,187 | 5,233 | 944 |
| Food stores, total..... | 280 | 144 | 26,345 | 23,913 | 1,627 | 32,536 | 29,536 | 834 | 628 | 275 |
| Grocery stores..... | 254 | 124 | 24,633 | 22,263 | 1,426 | 27,951 | 25,094 | 716 | 518 | 251 |
| Meat markets, fish (seafood) markets..... | 5 | 5 | (D) | (D) | (D) | (D) | (D) | (D) | (D) | (D) |
| Fruit stores, vegetable markets..... | 8 | 4 | 590 | 550 | 31 | 531 | 498 | 18 | 16 | 9 |
| Candy, nut, confectionery stores..... | 2 | ... | (D) | ... | ... | ... | ... | ... | ... | (D) |
| Other food stores..... | 11 | 11 | (D) | (D) | (D) | (D) | (D) | (D) | (D) | (D) |
| Eating, drinking places, total..... | 139 | 97 | 5,274 | 5,520 | 1,054 | 20,390 | 19,160 | 746 | 639 | 146 |
| Eating places..... | 108 | 74 | 4,952 | 4,632 | 951 | 18,384 | 17,271 | 689 | 587 | 115 |
| Drinking places..... | 31 | 23 | 922 | 888 | 103 | 2,006 | 1,889 | 57 | 52 | 31 |
| General merchandise group, total..... | 41 | 33 | 17,969 | 17,887 | 2,687 | 53,517 | 48,769 | 1,490 | 1,083 | 28 |
| General merchandise group (except variety)..... | 18 | 14 | (D) | (D) | (D) | (D) | (D) | (D) | (D) | (D) |
| Variety stores..... | 23 | 19 | (D) | (D) | (D) | (D) | (D) | (D) | (D) | (D) |
| Apparel, accessories stores, total..... | 67 | 61 | 10,051 | 10,005 | 1,252 | 22,927 | 22,002 | 603 | 523 | 40 |
| Shoe stores..... | 23 | 21 | 2,255 | (D) | 266 | 4,801 | 4,476 | 121 | 84 | 8 |
| Men's, boys' clothing and furnishings stores..... | 10 | 10 | (D) | (D) | (D) | (D) | (D) | (D) | (D) | (D) |
| Family clothing stores..... | 5 | 5 | 647 | 647 | 93 | 1,816 | 1,650 | 54 | 40 | 2 |
| Women's clothing, specialty stores..... | 23 | 21 | 5,112 | (D) | 577 | 11,311 | 10,959 | 317 | 294 | 14 |
| Ready-to-wear stores..... | (NA) | 14 | (NA) | 3,893 | 470 | 9,043 | 8,745 | 262 | 243 | (NA) |
| Other clothing, specialty stores..... | (NA) | 7 | (NA) | (D) | 107 | 2,262 | 2,214 | 55 | 51 | (NA) |
| Other apparel stores..... | 4 | 4 | (D) | (D) | (D) | (D) | (D) | (D) | (D) | (D) |
| Furniture, home furnishings, appliance dealers, total..... | 42 | 36 | (D) | (D) | (D) | (D) | (D) | (D) | (D) | (D) |
| Furniture, home furnishings stores, antique stores..... | 25 | 21 | 3,780 | 3,712 | 621 | 11,739 | 11,630 | 206 | 199 | 21 |
| Household appliance, radio, TV stores..... | 17 | 15 | (D) | (D) | (D) | (D) | (D) | (D) | (D) | (D) |
| Automotive group..... | 53 | 43 | (D) | 22,258 | 2,210 | 40,290 | 39,291 | 633 | 608 | (D) |
| Gasoline service stations..... | 115 | 99 | 7,729 | 7,423 | 699 | 14,822 | 14,152 | 344 | 299 | 112 |
| Lumber, bldg. mats., hardware, farm equip. dealers, total..... | 33 | 25 | 6,273 | 6,008 | 814 | 16,365 | 16,044 | 297 | 290 | 29 |
| Farm equipment dealers..... | 6 | 6 | (D) | (D) | (D) | (D) | (D) | (D) | (D) | (D) |
| Lumber, building materials, supplies, equipment dealers..... | 16 | 14 | 4,242 | (D) | 587 | 11,656 | 11,381 | 217 | 211 | 13 |
| Hardware stores..... | 11 | 5 | (D) | (D) | (D) | (D) | (D) | (D) | (D) | (D) |
| Drug stores, proprietary stores, total..... | 35 | 33 | (D) | (D) | 695 | 13,627 | 13,459 | 361 | 341 | (D) |
| Drug stores..... | (NA) | 32 | (NA) | 4,052 | (D) | (D) | (D) | (D) | (D) | (NA) |
| Proprietary stores..... | (NA) | 1 | (NA) | (D) | (D) | (D) | (D) | (D) | (D) | (NA) |
| Other retail stores, total..... | 155 | 125 | 11,127 | 10,737 | 1,325 | 25,656 | 25,063 | 509 | 472 | 148 |
| Liquor stores..... | 41 | 37 | 3,732 | 3,598 | 195 | 3,617 | 3,478 | 88 | 78 | 40 |
| Fuel, ice dealers..... | 6 | 8 | 740 | 340 | 66 | 2,202 | 2,139 | 44 | 40 | 6 |
| Feed, farm, garden supply stores..... | 12 | 10 | (D) | (D) | (D) | (D) | (D) | (D) | (D) | (D) |
| Jewelry stores..... | 17 | 15 | 1,521 | (D) | 332 | 6,206 | 6,146 | 100 | 97 | 14 |
| Book, stationery stores..... | 3 | 3 | 299 | 299 | 75 | 1,367 | 1,367 | 16 | 16 | 2 |
| Other retail stores (except second-hand)..... | 48 | 40 | 2,121 | 2,051 | 324 | 5,964 | 5,844 | 133 | 124 | 49 |
| Second-hand stores..... | 12 | 12 | (D) | (D) | (D) | (D) | (D) | (D) | (D) | (D) |
| Nonstore retailers..... | 55 | 13 | (D) | (D) | (D) | (D) | (D) | (D) | (D) | (D) |

Standard Notes: (D) Withheld to avoid disclosure. (NA) Not available. n.e.c. Not elsewhere classified. XXX Not applicable. (Z) Less than \$500. ... Represents zero.
¹ Group totals may include data for establishments without payroll which could not be classified by detailed kind of business.

RETAIL TRADE—AREA STATISTICS

11-39

Table 105. RETAIL TRADE: 1954 — CITIES WITH 500 ESTABLISHMENTS OR MORE—Continued

Establishments, Sales, Payroll, and Personnel, by Kind of Business

| City and kind of business | Establishments | | Sales | | Payroll, entire year (\$1,000) | Payroll, workweek ended nearest Nov. 15 | | Paid employees, workweek ended nearest Nov. 15 | | Proprietors (unincorporated businesses only) ¹ (Number) |
|--|--------------------------------|--------------------------|---|--|-----------------------------------|---|----------------------------|--|---------------------------|---|
| | Total ¹ (Number) | With payroll (Number) | Total, all establishments ² (\$1,000) | Establishments with payroll (\$1,000) | | Total (Dollars) | Full workweek (Dollars) | Total (Number) | Full workweek (Number) | |
| SAVANNAH | | | | | | | | | | |
| Retail trade, total..... | 1,391 | 921 | 146,146 | 138,068 | 16,990 | 319,520 | 306,467 | 7,647 | 6,805 | 1,381 |
| Food stores, total..... | 402 | 182 | 33,004 | 29,054 | 1,796 | 35,574 | 33,298 | 949 | 805 | 439 |
| Grocery stores..... | 251 | 139 | 29,491 | 26,833 | 1,533 | 30,261 | 28,347 | 794 | 665 | 273 |
| Meat markets, fish (seafood) markets..... | 22 | 14 | (D) | (D) | (D) | (D) | (D) | (D) | (D) | (D) |
| Fruit stores, vegetable markets..... | 6 | 4 | (D) | (D) | (D) | (D) | (D) | (D) | (D) | (D) |
| Candy, nut, confectionery stores..... | 100 | 10 | 1,346 | 328 | 21 | 391 | 372 | 16 | 14 | 109 |
| Other food stores..... | 21 | 19 | 1,023 | (D) | 171 | 3,694 | 3,387 | 100 | 91 | 27 |
| Eating, drinking places, total..... | 193 | 159 | 9,617 | 9,059 | 1,440 | 28,426 | 27,553 | 1,063 | 997 | 209 |
| Eating places..... | 133 | 109 | 6,662 | 6,662 | 1,194 | 23,472 | 22,798 | 922 | 865 | 130 |
| Drinking places..... | 60 | 50 | 2,739 | 2,397 | 246 | 4,954 | 4,755 | 141 | 132 | 79 |
| General merchandise group, total..... | 46 | 36 | (D) | 17,749 | 2,741 | 53,825 | 47,925 | 1,574 | 1,169 | (D) |
| General merchandise group (except variety)..... | 24 | 16 | 14,002 | (D) | (D) | (D) | (D) | (D) | (D) | (D) |
| Variety stores..... | 22 | 20 | (D) | (D) | (D) | (D) | (D) | (D) | (D) | (D) |
| Apparel, accessories stores, total..... | 102 | 96 | 13,779 | 13,667 | 1,961 | 35,064 | 33,917 | 814 | 736 | 68 |
| Shoe stores..... | 23 | 21 | 2,653 | (D) | 370 | 6,277 | 6,135 | 138 | 122 | 13 |
| Men's, boys' clothing and furnishings stores..... | 18 | 18 | 2,465 | 2,465 | 391 | 7,091 | 6,799 | 128 | 113 | 13 |
| Family clothing stores..... | 16 | 16 | 2,812 | 2,812 | 408 | 6,754 | 6,367 | 159 | 140 | 8 |
| Women's clothing, specialty stores..... | 38 | 34 | 4,893 | 4,795 | 662 | 12,357 | 12,193 | 327 | 308 | 25 |
| Ready-to-wear stores..... | (NA) | 22 | (NA) | 3,994 | 554 | 10,193 | 10,064 | 261 | 247 | (NA) |
| Other clothing, specialty stores..... | (NA) | 12 | (NA) | 801 | 108 | 2,164 | 2,129 | 66 | 61 | (NA) |
| Other apparel stores..... | 7 | 7 | 956 | (D) | 130 | 2,585 | 2,423 | 62 | 53 | 9 |
| Furniture, home furnishings, appliance dealers, total..... | 69 | 61 | 9,035 | 8,921 | 1,472 | 26,128 | 25,946 | 462 | 453 | 60 |
| Furniture, home furnishings stores, antique stores..... | 49 | 43 | (D) | (D) | (D) | (D) | (D) | (D) | (D) | (D) |
| Household appliance, radio, TV stores..... | 20 | 18 | (D) | (D) | (D) | (D) | (D) | (D) | (D) | (D) |
| Automotive group..... | 50 | 42 | (D) | 27,140 | 3,047 | 56,385 | 55,973 | 806 | 791 | (D) |
| Gasoline service stations..... | 168 | 116 | 9,926 | 8,788 | 770 | 15,133 | 14,638 | 395 | 360 | 186 |
| Lumber, bldg. mats., hardware, farm equip. dealers, total..... | 30 | 24 | 6,482 | 6,344 | 848 | 15,056 | 14,597 | 304 | 282 | 26 |
| Farm equipment dealers..... | 3 | 3 | (D) | (D) | (D) | (D) | (D) | (D) | (D) | (D) |
| Lumber, building materials, supplies, equipment dealers..... | 20 | 16 | 5,393 | 5,281 | 714 | 13,160 | 12,699 | 269 | 247 | 20 |
| Hardware stores..... | 7 | 5 | (D) | (D) | (D) | (D) | (D) | (D) | (D) | (D) |
| Drug stores, proprietary stores, total..... | 56 | 48 | 4,541 | 4,313 | 618 | 10,868 | 10,439 | 301 | 276 | 55 |
| Drug stores..... | (NA) | 43 | (NA) | 4,072 | 604 | 10,553 | 10,136 | 289 | 266 | (NA) |
| Proprietary stores..... | (NA) | 5 | (NA) | 241 | 14 | 315 | 303 | 12 | 10 | (NA) |
| Other retail stores, total..... | 222 | 144 | 12,426 | 11,288 | 1,791 | 33,476 | 32,715 | 700 | 663 | 222 |
| Liquor stores..... | 37 | 27 | 2,045 | 2,045 | 151 | 3,162 | 3,116 | 83 | 79 | 42 |
| Fuel, ice dealers..... | 32 | 22 | 2,305 | (D) | (D) | (D) | (D) | (D) | (D) | (D) |
| Feed, farm, garden supply stores..... | 11 | 9 | 860 | (D) | (D) | (D) | (D) | (D) | (D) | (D) |
| Jewelry stores..... | 22 | 18 | 2,869 | 2,803 | 676 | 11,540 | 11,444 | 173 | 172 | 14 |
| Book, stationery stores..... | 4 | 4 | 257 | 257 | 74 | 1,074 | 1,074 | 17 | 17 | 4 |
| Other retail stores (except second-hand)..... | 72 | 44 | 2,305 | 2,035 | 308 | 6,246 | 6,054 | 155 | 143 | 72 |
| Second-hand stores..... | 26 | 20 | 1,261 | 1,125 | 116 | 2,453 | 2,372 | 54 | 51 | 26 |
| Nonstore retailers..... | 53 | 13 | 2,193 | 1,745 | 506 | 9,583 | 9,466 | 279 | 273 | 47 |

Standard Notes: (D) Withheld to avoid disclosure. (NA) Not available. n.e.c. Not elsewhere classified. XXX Not applicable. (Z) Less than \$500. ... Represents zero.
¹ Group totals may include data for establishments without payroll which could not be classified by detailed kind of business.

RETAIL TRADE—AREA STATISTICS

LIST OF CORRECTIONS

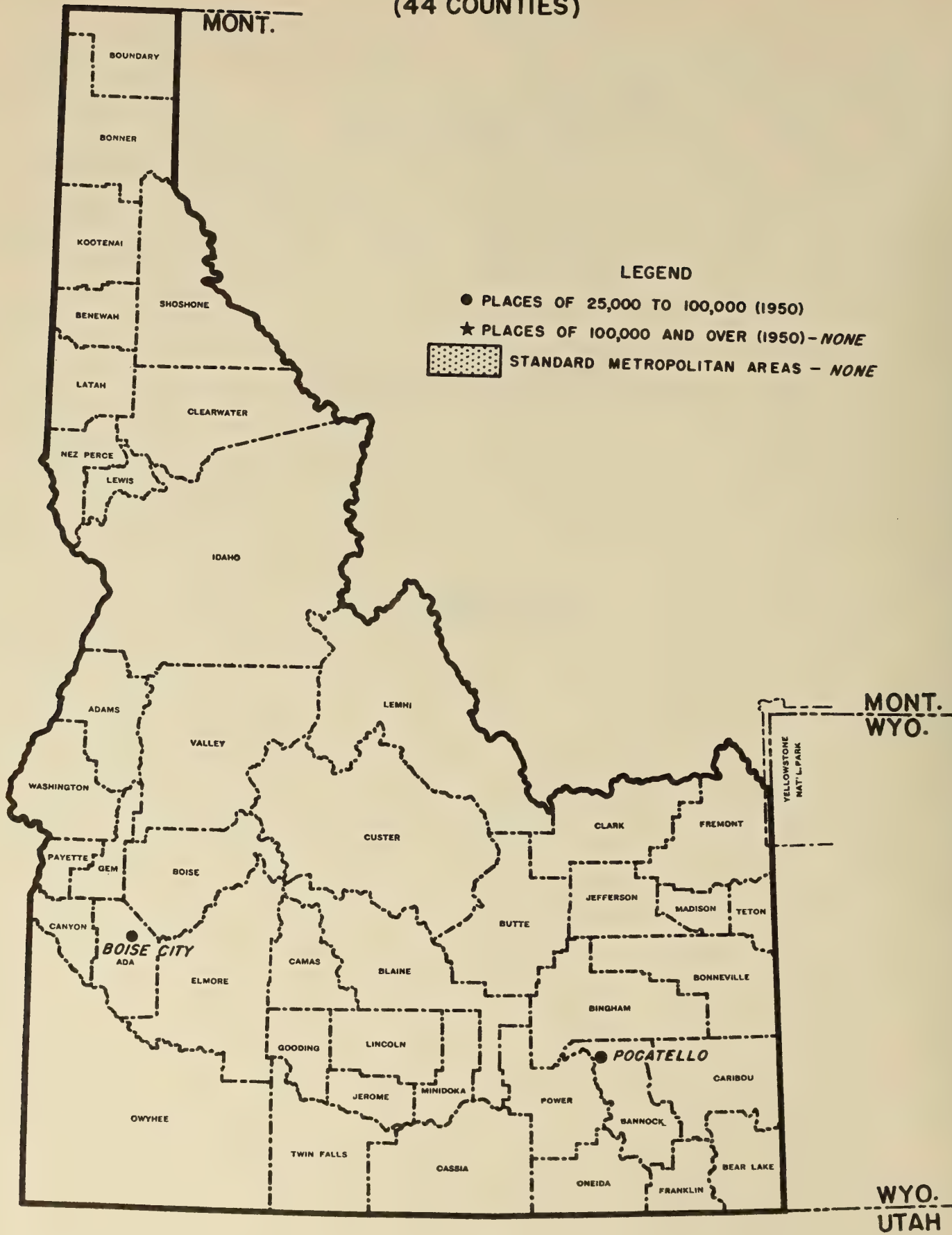
["Leaders" (.....) indicate no change]

| Table | Page | Item | Establishments | | Sales | | Payroll, entire year (\$1,000) | Payroll, workweek ended nearest Nov. 15 | | Paid employees, workweek ended nearest Nov. 15 | | Proprietors (unincorporated businesses only) (Number) |
|-------|-------|--------------------------------|----------------|-----------------------|-------------------------------------|---------------------------------------|--------------------------------|---|-------------------------|--|------------------------|---|
| | | | Total (Number) | With payroll (Number) | Total, all establishments (\$1,000) | Establishments with payroll (\$1,000) | | Total (Dollars) | Full workweek (Dollars) | Total (Number) | Full workweek (Number) | |
| 102 | 11-10 | Fulton County..... | | | 800,083 | 777,253 | | | | | | |
| | | Fulton County | | | | | | | | | | |
| | 11-11 | General merchandise group..... | | | 127,834 | | | | | | | |
| | 11-10 | Atlanta (part)..... | | | 727,292 | 708,102 | | | | | | |
| | 11-11 | General merchandise group..... | | | 125,959 | | | | | | | |

The following pages contain revisions of data previously published on the corresponding pages of Retail Trade Bulletin Series R-1: 11-20, 11-32, 11-35.

IDAHO

IDAHO (44 COUNTIES)



CONTENTS

| Table | Page |
|--|-------|
| 101. Retail Trade: 1954 - The State..... | 12-4 |
| 101A. Retail Trade: 1954 and 1948 - The State..... | 12-5 |
| 102. Retail Trade: 1954 - Counties; Cities of 2,500 Inhabitants or More..... | 12-6 |
| 102A. Retail Trade: 1948 - Counties; Cities of 2,500 Inhabitants or More..... | 12-10 |
| 103. Retail Trade: 1954 - Standard Metropolitan Areas (None in the State) | |
| 103A. Retail Trade: 1948 - Standard Metropolitan Areas (None in the State) | |
| 104. Retail Trade: 1954 - Counties With 500 Establishments or More..... | 12-11 |
| 105. Retail Trade: 1954 - Cities With 500 Establishments or More..... | 12-12 |

Table 101. RETAIL TRADE: 1954 — THE STATE

Establishments, Sales, Payroll, and Personnel, by Kind of Business

| Kind of business | Establishments | | Sales | | Payroll, entire year (\$1,000) | Payroll, workweek ended nearest Nov. 15 | | Paid employees, workweek ended nearest Nov. 15 | | Proprietors (un- incorporated businesses only) ² (Number) |
|--|--------------------------------|-----------------------------|---|--|-----------------------------------|--|-------------------------------|--|------------------------------|--|
| | Total ¹ (Number) | With payroll (Number) | Total, all establish- ments ¹ (\$1,000) | Establish- ments with payroll (\$1,000) | | Total (Dollars) | Full workweek (Dollars) | Total (Number) | Full workweek (Number) | |
| Retail trade, total | 7,096 | 5,056 | 670,057 | 624,607 | 65,780 | 1,287,233 | 1,202,739 | 24,837 | 20,522 | 7,108 |
| Food Stores | | | | | | | | | | |
| Total | 1,170 | 690 | 139,546 | 126,092 | 8,302 | 150,683 | 132,711 | 3,116 | 2,288 | 1,219 |
| Grocery stores..... | 923 | 571 | 130,546 | 119,120 | 7,614 | 135,972 | 119,502 | 2,803 | 2,052 | 992 |
| Meat markets..... | 65 | 53 | 5,661 | 5,163 | 421 | 8,915 | 8,081 | 142 | 116 | 72 |
| Fish (seafood) markets..... | 3 | 1 | (D) | (D) | (D) | (D) | (D) | (D) | (D) | (D) |
| Fruit stores, vegetable markets..... | 14 | 4 | 440 | 180 | 4 | 85 | 85 | 2 | 2 | 23 |
| Candy, nut, confectionery stores..... | 41 | 23 | 566 | 412 | 49 | 913 | 684 | 38 | 16 | 43 |
| Bakery products stores..... | 46 | 28 | 1,174 | 866 | 178 | 3,918 | 3,620 | 105 | 86 | 54 |
| Bakeries, with baking on premises..... | (NA) | 25 | (NA) | 736 | 144 | 3,402 | 3,120 | 93 | 75 | (NA) |
| Bakeries, without baking on premises..... | (NA) | 3 | (NA) | 130 | 34 | 516 | 500 | 12 | 11 | (NA) |
| Delicatessen stores..... | 1 | (D) | (D) | (D) | (D) | (D) | (D) | (D) | (D) | (D) |
| Food stores, n.e.c..... | 25 | 9 | (D) | (D) | (D) | (D) | (D) | (D) | (D) | (D) |
| Eating, Drinking Places | | | | | | | | | | |
| Total | 1,473 | 1,127 | 47,816 | 42,506 | 8,363 | 176,494 | 158,203 | 4,651 | 3,625 | 1,776 |
| Eating places (except refreshment stands)..... | 702 | 574 | 25,627 | 23,695 | 5,262 | 113,858 | 102,499 | 3,159 | 2,518 | 887 |
| Restaurants, cafeterias..... | (NA) | 570 | (D) | (D) | (D) | (D) | (D) | (D) | (D) | (NA) |
| Caterers..... | (NA) | ••• | (NA) | ••• | ••• | ••• | ••• | ••• | ••• | (NA) |
| In-plant food contractors..... | (NA) | 4 | (NA) | (D) | (D) | (D) | (D) | (D) | (D) | (NA) |
| Refreshment stands..... | 90 | 82 | 1,864 | 1,806 | 275 | 5,155 | 3,963 | 211 | 120 | 87 |
| Drinking places..... | 681 | 471 | 20,225 | 17,005 | 2,826 | 57,481 | 51,741 | 1,281 | 987 | 802 |
| General Merchandise Group | | | | | | | | | | |
| Total | 369 | 289 | 72,586 | 70,726 | 9,121 | 174,464 | 158,574 | 4,001 | 2,982 | 261 |
| Department stores..... | 24 | 24 | 29,967 | 29,967 | 4,500 | 88,380 | 81,546 | 1,759 | 1,390 | ••• |
| Dry goods, general merchandise stores..... | 157 | 119 | 26,528 | 25,534 | 2,777 | 50,964 | 47,330 | 1,140 | 877 | 103 |
| General stores..... | 93 | 69 | 6,258 | 5,624 | 344 | 6,863 | 6,123 | 171 | 127 | 98 |
| Variety stores..... | 95 | 77 | 9,833 | 9,601 | 1,500 | 28,257 | 23,575 | 931 | 588 | 60 |
| Apparel, Accessories Stores | | | | | | | | | | |
| Total | 366 | 320 | 26,187 | 25,383 | 3,033 | 59,598 | 55,517 | 1,304 | 1,043 | 279 |
| Shoe stores..... | 57 | 53 | 3,966 | 3,822 | 507 | 9,734 | 8,864 | 186 | 134 | 40 |
| Men's shoe stores..... | (NA) | 2 | (NA) | (D) | (D) | (D) | (D) | (D) | (D) | (NA) |
| Women's shoe stores..... | (NA) | 3 | (NA) | (D) | (D) | (D) | (D) | (D) | (D) | (NA) |
| Children's, juveniles' shoe stores..... | (NA) | 1 | (NA) | (D) | (D) | (D) | (D) | (D) | (D) | (NA) |
| Family shoe stores..... | (NA) | 47 | (NA) | 3,477 | 468 | 8,983 | 8,169 | 170 | 122 | (NA) |
| Men's, boys' clothing and furnishings stores..... | (NA) | 64 | (NA) | 6,618 | 917 | 17,883 | 16,962 | 286 | 238 | (NA) |
| Men's, boys' clothing stores..... | (NA) | 55 | (NA) | 5,807 | 821 | 16,175 | 15,333 | 258 | 213 | (NA) |
| Men's, boys' furnishings stores..... | (NA) | 9 | (NA) | 811 | 96 | 1,708 | 1,628 | 28 | 25 | (NA) |
| Family clothing stores..... | (NA) | 35 | (NA) | 3,927 | 434 | 7,778 | 7,286 | 188 | 146 | (NA) |
| Women's clothing, specialty stores..... | (NA) | 145 | 10,512 | 10,166 | 1,101 | 22,520 | 20,937 | 600 | 492 | 129 |
| Ready-to-wear stores..... | (NA) | 171 | (NA) | 9,585 | 1,013 | 20,451 | 19,033 | 543 | 445 | (NA) |
| Millinery stores..... | (NA) | 18 | (NA) | 322 | 62 | 1,200 | 1,047 | 35 | 27 | (NA) |
| Clothing, specialty stores, n.e.c..... | (NA) | 3 | (NA) | 259 | 26 | 869 | 857 | 21 | 20 | (NA) |
| Children's, infants' wear stores..... | 22 | 18 | 706 | (D) | 45 | 1,089 | 922 | 30 | 21 | 23 |
| Apparel stores, n.e.c..... | 7 | 5 | 202 | (D) | 29 | 594 | 546 | 14 | 12 | 8 |
| Furniture, Home Furnishings, Appliance Dealers | | | | | | | | | | |
| Total | 362 | 280 | 30,315 | 28,401 | 3,572 | 67,101 | 64,240 | 1,161 | 1,026 | 331 |
| Furniture, home furnishings stores..... | 163 | 137 | 16,721 | 16,103 | 2,032 | 38,530 | 37,261 | 594 | 540 | 161 |
| Furniture stores..... | (NA) | 108 | (NA) | 14,117 | 1,716 | 32,125 | 31,063 | 493 | 448 | (NA) |
| Floor covering stores..... | (NA) | 14 | (NA) | 1,320 | 243 | 4,720 | 4,644 | 63 | 60 | (NA) |
| Home furnishings stores, n.e.c., antique stores..... | (NA) | 15 | (NA) | 666 | 73 | 1,685 | 1,554 | 38 | 32 | (NA) |
| Household appliance, radio, TV stores..... | 159 | 143 | 13,594 | 12,298 | 1,540 | 28,571 | 26,979 | 567 | 486 | 170 |
| Household appliance stores..... | (NA) | 69 | (NA) | 3,484 | 482 | 8,916 | 8,305 | 171 | 135 | (NA) |
| Appliance, radio, TV stores..... | (NA) | 56 | (NA) | 7,388 | 883 | 16,101 | 15,448 | 335 | 306 | (NA) |
| Radio, TV stores..... | (NA) | 18 | (NA) | 1,426 | 175 | 3,554 | 3,226 | 61 | 45 | (NA) |
| Automotive Group | | | | | | | | | | |
| Total | 462 | 404 | 135,081 | 132,811 | 13,750 | 269,809 | 267,324 | 3,749 | 3,656 | 400 |
| Passenger car dealers (franchised)..... | 300 | 286 | 116,813 | 116,475 | 12,150 | 238,190 | 236,460 | 3,275 | 3,218 | 264 |
| Passenger car dealers (nonfranchised)..... | 68 | 40 | 8,689 | 7,251 | 466 | 8,631 | 8,550 | 132 | 126 | 60 |
| Tire, battery, accessory dealers..... | 70 | 62 | 7,188 | 6,808 | 1,001 | 20,202 | 19,683 | 300 | 273 | 56 |
| Motorcycle, aircraft, boat dealers..... | 15 | 11 | 480 | 398 | 67 | 1,528 | 1,455 | 25 | 23 | 12 |
| Household trailer dealers..... | 6 | 4 | (D) | (D) | (D) | (D) | (D) | (D) | (D) | (D) |
| Automotive dealers, n.e.c..... | 1 | 1 | (D) | (D) | (D) | (D) | (D) | (D) | (D) | (D) |
| Gasoline Service Stations | | | | | | | | | | |
| Total | 929 | 603 | 51,563 | 43,225 | 3,344 | 68,487 | 61,968 | 1,463 | 1,113 | 1,002 |
| Lumber, Bldg. Mats., Hardware, Farm Equipment Dealers | | | | | | | | | | |
| Total | 662 | 548 | 86,409 | 83,215 | 9,097 | 175,665 | 167,252 | 2,631 | 2,385 | 557 |
| Farm equipment dealers..... | 190 | 170 | 39,851 | 39,253 | 4,119 | 74,817 | 73,664 | 1,059 | 1,023 | 159 |
| Lumber, building materials dealers..... | 205 | 163 | 28,428 | 27,356 | 3,021 | 61,630 | 56,422 | 935 | 800 | 126 |
| Paint, glass, wallpaper stores..... | 25 | 19 | 1,421 | 1,329 | 186 | 3,510 | 3,359 | 55 | 52 | 14 |
| Plumbing, electrical supply stores..... | 37 | 23 | 1,836 | 1,670 | 404 | 7,975 | 7,515 | 101 | 87 | 39 |
| Hardware stores..... | 203 | 153 | 14,785 | 13,605 | 1,367 | 27,733 | 26,292 | 481 | 423 | 215 |
| Drug Stores, Proprietary Stores | | | | | | | | | | |
| Total | 216 | 192 | 19,805 | 19,075 | 2,078 | 42,048 | 38,408 | 898 | 723 | 220 |
| Drug stores..... | (NA) | 188 | (NA) | 18,940 | 2,068 | 41,978 | 38,359 | 895 | 721 | (NA) |
| Proprietary stores..... | (NA) | 4 | (NA) | 135 | 10 | 70 | 49 | 3 | 2 | (NA) |
| Other Retail Stores | | | | | | | | | | |
| Total | 920 | 574 | 54,624 | 48,822 | 4,404 | 90,729 | 86,549 | 1,654 | 1,480 | 836 |
| Liquor stores..... | 117 | 115 | 11,362 | (D) | 351 | 6,841 | 6,770 | 192 | 188 | 77 |
| Fuel, ice dealers..... | 51 | 53 | 6,136 | 5,316 | 736 | 15,287 | 14,592 | 244 | 222 | 7 |
| Fuel dealers (coal, wood)..... | (NA) | 29 | (NA) | 1,880 | 231 | 5,003 | 4,564 | 94 | 76 | (NA) |
| Liquefied petroleum gas dealers..... | (NA) | 14 | (NA) | 2,054 | 371 | 7,559 | 7,533 | 102 | 102 | (NA) |
| Fuel oil dealers..... | (NA) | 8 | (NA) | (D) | (D) | (D) | (D) | (D) | (D) | (NA) |
| Ice dealers..... | (NA) | 2 | (NA) | (D) | (D) | (D) | (D) | (D) | (D) | (NA) |
| Hay, grain, feed stores..... | 35 | 73 | 13,340 | 13,102 | 949 | 19,795 | 18,924 | 312 | 288 | 79 |
| Farm, garden supply stores..... | 31 | 25 | 3,238 | 3,212 | 203 | 3,987 | 3,884 | 68 | 64 | 28 |

Standard Notes: (D) Withheld to avoid disclosure. (NA) Not available. n.e.c. Not elsewhere classified. XXX Not applicable. (Z) Less than \$500. ... Represents zero:
¹ Group totals may include data for establishments without payroll which could not be classified by detailed kind of business.

Table 101. RETAIL TRADE: 1954 — THE STATE — Continued

Establishments, Sales, Payroll, and Personnel, by Kind of Business

| Kind of business | Establishments | | Sales | | Payroll, entire year (\$1,000) | Payroll, workweek ended nearest Nov. 15 | | Paid employees, workweek ended nearest Nov. 15 | | Proprietors (unincorporated businesses only) ¹ (Number) |
|--|--------------------------------|--------------------------|---|--|-----------------------------------|---|----------------------------|--|---------------------------|---|
| | Total ¹ (Number) | With payroll (Number) | Total, all establishments ¹ (\$1,000) | Establishments with payroll (\$1,000) | | Total (Dollars) | Full workweek (Dollars) | Total (Number) | Full workweek (Number) | |
| Other Retail Stores—Con. | | | | | | | | | | |
| Jewelry stores..... | 130 | 74 | 4,730 | 3,832 | 565 | 12,914 | 12,245 | 183 | 167 | 132 |
| Book stores..... | 7 | 5 | 300 | (D) | 32 | 859 | 769 | 16 | 13 | 5 |
| Stationery stores..... | 21 | 19 | 1,344 | (D) | 220 | 3,674 | 3,489 | 80 | 67 | 20 |
| Sporting goods stores..... | 58 | 32 | 2,515 | 1,965 | 221 | 4,658 | 4,423 | 87 | 76 | 61 |
| Bicycle stores..... | 11 | 5 | 332 | (D) | (D) | (D) | (D) | (D) | (D) | (D) |
| Florists..... | 56 | 36 | 1,862 | 1,498 | 218 | 4,600 | 4,068 | 110 | 81 | 71 |
| Cigar stores, stands..... | 25 | 15 | 782 | 592 | 101 | 2,341 | 2,227 | 55 | 48 | 32 |
| News dealers, newsstands..... | 11 | 5 | 503 | 229 | 19 | 296 | 294 | 10 | 8 | 11 |
| Gift, novelty, souvenir stores..... | 22 | 12 | 555 | 397 | 27 | 448 | 415 | 16 | 11 | 29 |
| Music stores..... | 22 | 14 | 1,638 | 1,510 | 243 | 4,304 | 4,219 | 69 | 62 | 15 |
| Camera, photographic supply stores..... | 13 | 11 | 628 | (D) | 51 | 1,105 | 1,105 | 21 | 21 | 13 |
| Luggage, leather goods stores..... | 7 | 5 | 201 | (D) | (D) | (D) | (D) | (D) | (D) | (D) |
| Optical goods stores..... | 3 | 3 | 155 | 155 | 30 | 535 | 535 | 7 | 7 | 4 |
| Office, store machine and equipment dealers..... | 7 | 7 | 490 | 490 | 97 | 1,738 | 1,683 | 32 | 26 | 7 |
| Retail stores (except second-hand) n.e.c..... | 27 | 27 | 933 | 933 | 107 | 2,407 | 2,262 | 50 | 44 | 16 |
| Second-hand stores..... | 76 | 38 | 2,016 | 1,712 | 191 | 3,772 | 3,544 | 79 | 67 | 78 |
| Nonstore Retailers | | | | | | | | | | |
| Total..... | 217 | 29 | 6,125 | 4,351 | 716 | 12,155 | 11,993 | 209 | 201 | 227 |
| Mail order houses..... | *** | *** | *** | *** | *** | *** | *** | *** | *** | *** |
| Direct selling (house-to-house) organizations..... | 199 | 27 | 5,908 | (D) | (D) | (D) | (D) | (D) | (D) | (D) |
| Merchandise vending machine operators..... | 18 | 2 | 217 | (D) | (D) | (D) | (D) | (D) | (D) | (D) |

Standard Notes: (D) Withheld to avoid disclosure. (NA) Not available. n.e.c. Not elsewhere classified. XXX Not applicable. (Z) Less than \$500. ... Represents zero.
¹Group totals may include data for establishments without payroll which could not be classified by detailed kind of business.

Table 101A. RETAIL TRADE: 1954 AND 1948¹ — THE STATE

Establishments and Sales by Kind of Business

| Kind of business | 1954 | | | | 1948 ¹ | | | |
|--|--------------------------------|--------------------------|---|--|-------------------|--------------------------|--|--|
| | Establishments | | Sales | | Establishments | | Sales | |
| | Total ² (Number) | With payroll (Number) | Total, all establishments ² (\$1,000) | Establishments with payroll (\$1,000) | Total (Number) | With payroll (Number) | Total, all establishments (\$1,000) | Establishments with payroll (\$1,000) |
| Retail trade, total..... | 7,096 | 5,056 | 670,057 | 624,607 | 7,049 | 5,148 | 578,590 | 537,880 |
| Food stores, total..... | 1,120 | 690 | 139,546 | 126,092 | 1,361 | 797 | 112,323 | 96,739 |
| Grocery stores..... | 923 | 571 | 130,546 | 119,120 | 1,184 | 665 | 102,862 | 87,977 |
| Other food stores..... | 195 | 119 | 8,988 | 6,972 | 177 | 132 | 9,461 | 8,762 |
| Eating, drinking places, total..... | 1,473 | 1,127 | 47,816 | 42,506 | 1,647 | 1,227 | 47,073 | 42,066 |
| Eating places..... | 792 | 656 | 27,491 | 25,501 | 726 | 603 | 23,219 | 21,881 |
| Drinking places..... | 681 | 471 | 20,325 | 17,005 | 921 | 624 | 23,854 | 20,185 |
| General merchandise group..... | 369 | 289 | 72,586 | 70,726 | 326 | 266 | 69,558 | 67,860 |
| Apparel, accessories stores, total..... | 366 | 320 | 26,187 | 25,383 | 303 | 234 | 20,415 | 19,307 |
| Shoe stores..... | 57 | 53 | 3,966 | 3,822 | 43 | 33 | 3,073 | 2,950 |
| Other apparel stores..... | 305 | 267 | 22,113 | 21,561 | 260 | 201 | 17,342 | 16,357 |
| Furniture, home furnishings, appliance dealers..... | 362 | 280 | 30,315 | 28,401 | 333 | 274 | 27,247 | 25,713 |
| Automotive group..... | 462 | 404 | 135,081 | 132,811 | 515 | 461 | 107,044 | 104,634 |
| Gasoline service stations..... | 929 | 603 | 51,563 | 43,225 | 969 | 551 | 36,007 | 27,584 |
| Lumber, bldg. matls., hardware, farm equip. dealers, total..... | 662 | 548 | 86,409 | 83,215 | 648 | 578 | 96,532 | 94,514 |
| Farm equipment dealers..... | 190 | 170 | 39,851 | 39,253 | 204 | 196 | 40,878 | 40,349 |
| Lumber, bldg. matls., supplies, equipment, hardware dealers..... | 470 | 378 | 46,470 | 43,962 | 444 | 382 | 55,654 | 54,165 |
| Drug stores, proprietary stores, total..... | 216 | 192 | 19,805 | 19,075 | 203 | 182 | 15,028 | 14,535 |
| Drug stores..... | (NA) | 188 | (NA) | 18,940 | 181 | 165 | 14,122 | 13,687 |
| Proprietary stores..... | (NA) | 4 | (NA) | 135 | 22 | 17 | 906 | 848 |
| Other retail stores, total..... | 920 | 574 | 54,624 | 48,822 | 736 | 571 | 46,777 | (D) |
| Liquor stores..... | 117 | 115 | 11,362 | (D) | 114 | 113 | 10,666 | (D) |
| Fuel, ice dealers..... | 81 | 53 | 6,136 | 5,316 | 68 | 58 | 4,700 | 4,442 |
| Feed, farm, garden supply stores..... | 116 | 98 | 16,578 | 16,314 | 100 | 89 | 14,304 | 13,961 |
| Jewelry stores..... | 130 | 74 | 4,730 | 3,832 | 113 | 83 | 4,436 | 4,000 |
| Other retail stores..... | 366 | 234 | 14,054 | (D) | 341 | 228 | 12,671 | (D) |
| Nonstore retailers..... | 217 | 29 | 6,125 | 4,351 | 8 | 7 | 586 | (D) |

Standard Notes: (D) Withheld to avoid disclosure. (NA) Not available. ... Represents zero.
¹Data in this table differ from those which appeared in the publications of the 1948 Census of Retail Trade. For a description of the adjustments see Comparison of 1948 and 1954 Censuses in the Introduction.
²Group totals may include data for establishments without payroll which could not be classified by detailed kind of business.

Table 102. RETAIL TRADE: 1954 — COUNTIES;

Total Retail — Establishments, Sales, Payroll, and Personnel;

| Line No. | County and city | Total | | | | | | | Kind-of-business group | | | | |
|----------|-------------------------------------|-------------------|--------------------------|--|--|--------------------------------------|--|---------------------------|--|----------------------------|--------------------|----------------------------|--------------------|
| | | Establishments | | Sales | | Payroll, entire year (\$1,000) | Paid employees, workweek ended nearest Nov. 15 | | Proprietors (unincorporated businesses only) (Number) | Food stores | | Eating, drinking places | |
| | | Total (Number) | With payroll (Number) | Total, all establishments (\$1,000) | Establishments with payroll (\$1,000) | | Total (Number) | Full workweek (Number) | | Establishments (Number) | Sales (\$1,000) | Establishments (Number) | Sales (\$1,000) |
| | Idaho, total..... | 7,096 | 5,056 | 670,057 | 624,607 | 65,780 | 24,837 | 20,522 | 7,108 | 1,120 | 139,546 | 1,473 | 47,816 |
| 1 | Ada County..... | 847 | 603 | 99,417 | 94,893 | 10,955 | 4,001 | 3,347 | 853 | 129 | 19,342 | 155 | 5,609 |
| 2 | Boise City..... | 674 | 462 | 86,834 | 83,004 | 9,877 | 3,543 | 2,965 | 663 | 97 | 16,098 | 111 | 4,501 |
| 3 | Remainder of County..... | 173 | 141 | 12,583 | 11,889 | 1,078 | 458 | 382 | 190 | 32 | 3,244 | 44 | 1,108 |
| 4 | Adams County..... | 35 | 25 | 1,993 | 1,625 | 141 | 77 | 63 | 37 | 9 | 733 | 6 | 125 |
| 5 | Bannock County..... | 491 | 363 | 48,936 | 46,074 | 5,634 | 1,959 | 1,571 | 454 | 78 | 11,464 | 105 | 3,391 |
| 6 | Alameda..... | 21 | 19 | 1,589 | (D) | 171 | 70 | 43 | 19 | 8 | 824 | 6 | 76 |
| 7 | Pocatello (part) ¹ | 379 | 283 | 43,408 | 41,238 | 5,133 | 1,729 | 1,414 | 339 | 58 | 9,877 | 74 | 2,629 |
| 8 | Remainder of County..... | 91 | 61 | 3,939 | (D) | 330 | 160 | 114 | 96 | 12 | 763 | 25 | 686 |
| 9 | Bear Lake County..... | 104 | 66 | 7,914 | 6,970 | 570 | 234 | 198 | 106 | 15 | 1,431 | 16 | 529 |
| 10 | Montpelier..... | 78 | 56 | 7,004 | 6,580 | 537 | 216 | 182 | 76 | 8 | 1,086 | 13 | 466 |
| 11 | Remainder of County..... | 26 | 10 | 910 | 390 | 33 | 18 | 16 | 30 | 7 | 345 | 3 | 63 |
| 12 | Benewah County..... | 76 | 50 | 4,525 | 4,153 | 418 | 168 | 137 | 79 | 12 | 1,006 | 24 | 564 |
| 13 | Bingham County..... | 236 | 176 | 21,538 | 19,920 | 1,868 | 767 | 623 | 210 | 34 | 4,049 | 44 | 1,480 |
| 14 | Blackfoot..... | 142 | 108 | 15,347 | 14,401 | 1,441 | 572 | 473 | 119 | 20 | 2,888 | 26 | 1,039 |
| 15 | Remainder of County..... | 94 | 68 | 6,191 | 5,519 | 427 | 195 | 150 | 91 | 14 | 1,161 | 18 | 441 |
| 16 | Blaine County..... | 86 | 68 | 5,594 | 5,300 | 542 | 224 | 186 | 94 | 9 | 414 | 28 | 766 |
| 17 | Boise County..... | 28 | 16 | 1,330 | 984 | 101 | 40 | 30 | 33 | 4 | (D) | 8 | 279 |
| 18 | Bonner County..... | 214 | 130 | 15,634 | 13,774 | 1,276 | 533 | 432 | 245 | 44 | 3,712 | 56 | 1,969 |
| 19 | Sandpoint..... | 106 | 80 | 11,090 | 10,554 | 1,010 | 417 | 339 | 119 | 24 | 2,568 | 22 | 1,063 |
| 20 | Remainder of County..... | 108 | 50 | 4,544 | 3,220 | 266 | 116 | 93 | 126 | 20 | 1,124 | 34 | 906 |
| 21 | Bonneville County..... | 372 | 294 | 49,976 | 48,234 | 5,609 | 2,094 | 1,742 | 329 | 50 | 9,255 | 65 | 2,804 |
| 22 | Idaho Falls..... | 333 | 267 | 47,526 | 46,330 | 5,433 | 2,027 | 1,688 | 293 | 44 | 8,969 | 58 | 2,577 |
| 23 | Remainder of County..... | 39 | 27 | 2,450 | 1,904 | 176 | 67 | 60 | 36 | 6 | 316 | 7 | 227 |
| 24 | Boundary County..... | 70 | 44 | 6,242 | 5,668 | 531 | 205 | 167 | 75 | 11 | 1,364 | 16 | 569 |
| 25 | Butte County..... | 44 | 32 | 2,418 | 2,202 | 175 | 79 | 65 | 43 | 5 | 678 | 13 | 321 |
| 26 | Camas County..... | 13 | 9 | 452 | 394 | 30 | 13 | 10 | 12 | 5 | 212 | 3 | 64 |
| 27 | Canyon County..... | 527 | 351 | 55,313 | 51,889 | 5,683 | 2,103 | 1,747 | 499 | 94 | 11,408 | 89 | 2,333 |
| 28 | Caldwell..... | 195 | 131 | 24,361 | 23,055 | 2,694 | 954 | 791 | 172 | 32 | 4,195 | 29 | 945 |
| 29 | Nampa..... | 239 | 159 | 25,866 | 24,500 | 2,614 | 995 | 818 | 241 | 40 | 5,862 | 43 | 1,012 |
| 30 | Remainder of County..... | 93 | 61 | 5,086 | 4,334 | 375 | 154 | 138 | 86 | 22 | 1,351 | 17 | 376 |
| 31 | Caribou County..... | 63 | 53 | 5,103 | 4,933 | 394 | 157 | 137 | 64 | 10 | 1,038 | 10 | 420 |
| 32 | Cassia County..... | 187 | 145 | 17,616 | 16,944 | 1,589 | 649 | 514 | 166 | 21 | 2,925 | 32 | 1,158 |
| 33 | Burley..... | 146 | 114 | 15,333 | 14,823 | 1,438 | 575 | 458 | 119 | 16 | 2,543 | 24 | 901 |
| 34 | Remainder of County..... | 41 | 31 | 2,283 | 2,121 | 151 | 74 | 56 | 47 | 5 | 442 | 8 | 257 |
| 35 | Clark County..... | 17 | 15 | (D) | 704 | 60 | 28 | 25 | (D) | 2 | (D) | 6 | 146 |
| 36 | Clearwater County..... | 99 | 69 | 7,217 | 6,075 | 624 | 225 | 196 | 99 | 19 | 1,756 | 26 | 836 |
| 37 | Crofton..... | 54 | 46 | 4,998 | 4,490 | 504 | 175 | 154 | 54 | 12 | 1,154 | 13 | 473 |
| 38 | Remainder of County..... | 45 | 23 | 2,219 | 1,585 | 120 | 50 | 42 | 45 | 7 | 602 | 13 | 363 |
| 39 | Custer County..... | 51 | 31 | 2,480 | 1,952 | 173 | 76 | 68 | 56 | 9 | 679 | 13 | 322 |
| 40 | Elmore County..... | 107 | 83 | 9,435 | 8,875 | 931 | 403 | 327 | 119 | 13 | 1,544 | 27 | 1,086 |
| 41 | Mountain Home..... | 62 | 58 | 7,178 | 7,080 | 760 | 302 | 251 | 69 | 4 | 1,109 | 17 | 774 |
| 42 | Remainder of County..... | 45 | 25 | 2,257 | 1,795 | 171 | 101 | 76 | 50 | 9 | 435 | 10 | 312 |
| 43 | Franklin County..... | 99 | 75 | 8,638 | 8,310 | 799 | 344 | 265 | 99 | 19 | 2,167 | 10 | 311 |
| 44 | Preston..... | 84 | 68 | 8,377 | 8,137 | 789 | 339 | 261 | 85 | 13 | 1,957 | 7 | (D) |
| 45 | Remainder of County..... | 15 | 7 | 311 | 173 | 10 | 5 | 4 | 14 | 6 | 170 | 3 | (C) |
| 46 | Fremont County..... | 109 | 75 | 7,592 | 6,740 | 579 | 222 | 180 | 117 | 21 | 1,561 | 21 | 631 |
| 47 | St. Anthony..... | 58 | 44 | 4,763 | 4,443 | 403 | 150 | 123 | 61 | 12 | 784 | 11 | 361 |
| 48 | Remainder of County..... | 51 | 31 | 2,829 | 2,297 | 176 | 72 | 57 | 56 | 9 | 773 | 10 | 270 |
| 49 | Gem County..... | 84 | 54 | 7,377 | 6,653 | 595 | 256 | 211 | 92 | 13 | 1,592 | 12 | 502 |
| 50 | Emmett..... | 69 | 47 | 6,263 | 5,777 | 539 | 221 | 182 | 78 | 10 | 1,544 | 9 | (D) |
| 51 | Remainder of County..... | 15 | 7 | 1,114 | 876 | 56 | 35 | 29 | 14 | 3 | 48 | 3 | (D) |
| 52 | Gooding County..... | 112 | 80 | 8,915 | 8,067 | 788 | 310 | 262 | 116 | 17 | 1,565 | 19 | 623 |
| 53 | Gooding..... | 68 | 48 | 6,532 | 6,040 | 572 | 216 | 179 | 66 | 7 | 891 | 10 | 337 |
| 54 | Remainder of County..... | 44 | 32 | 2,373 | 2,027 | 216 | 94 | 83 | 50 | 10 | 674 | 9 | 286 |
| 55 | Idaho County..... | 148 | 92 | 11,934 | 10,450 | 1,039 | 381 | 337 | 144 | 24 | 2,458 | 36 | 1,083 |
| 56 | Grangeville..... | 55 | 47 | 7,800 | 7,112 | 861 | 284 | 250 | 44 | 7 | 1,353 | 11 | 511 |
| 57 | Remainder of County..... | 93 | 45 | 4,134 | 3,038 | 228 | 97 | 87 | 100 | 17 | 1,105 | 25 | 572 |
| 58 | Jefferson County..... | 90 | 70 | 6,833 | 6,525 | 480 | 185 | 139 | 93 | 19 | 1,440 | 22 | 446 |
| 59 | Jerome County..... | 119 | 87 | 12,044 | 11,014 | 1,145 | 456 | 373 | 121 | 12 | 2,178 | 26 | 778 |
| 60 | Jerome..... | 88 | 66 | 10,160 | 9,564 | 990 | 387 | 321 | 88 | 9 | 1,855 | 18 | 643 |
| 61 | Remainder of County..... | 31 | 21 | 1,884 | 1,450 | 155 | 69 | 52 | 33 | 3 | 323 | 8 | 135 |
| 62 | Kootenai County..... | 382 | 238 | 28,020 | 24,914 | 2,610 | 1,000 | 784 | 423 | 74 | 6,630 | 102 | 3,277 |
| 63 | Coeur D'Alene..... | 246 | 166 | 22,873 | 21,077 | 2,231 | 801 | 656 | 271 | 41 | 4,880 | 48 | 1,897 |
| 64 | Remainder of County..... | 136 | 72 | 5,147 | 3,837 | 379 | 199 | 128 | 152 | 33 | 1,750 | 54 | 1,380 |

Standard Notes: (D) Withheld to avoid disclosure. (NA) Not available. XXX Not applicable. (Z) Less than \$500. ... Represents zero.
¹Pocatello is in Bannock and Power counties.

CITIES OF 2,500 INHABITANTS OR MORE

Kind-of-Business Group — Establishments and Sales

| Kind-of-business group—Continued | | | | | | | | | | | | | | | | | | Line No. |
|----------------------------------|-----------------|-----------------------------|-----------------|--|-----------------|------------------------|-----------------|---------------------------|-----------------|---|-----------------|---------------------------------|-----------------|---------------------------|-----------------|---------------------------|-----------------|----------|
| General merchandise group | | Apparel, accessories stores | | Furniture, home furnishings, appliance dealers | | Automotive group | | Gasoline service stations | | Lumber, bldg. mats., hardware, farm equipment dealers | | Drug stores, proprietary stores | | Other retail stores | | Nonstore retailers | | |
| Estab-lish-ments (Number) | Sales (\$1,000) | Estab-lish-ments (Number) | Sales (\$1,000) | Estab-lish-ments (Number) | Sales (\$1,000) | Estab-lish-ments (No.) | Sales (\$1,000) | Estab-lish-ments (Number) | Sales (\$1,000) | Estab-lish-ments (Number) | Sales (\$1,000) | Estab-lish-ments (No.) | Sales (\$1,000) | Estab-lish-ments (Number) | Sales (\$1,000) | Estab-lish-ments (Number) | Sales (\$1,000) | |
| 369 | 72,586 | 366 | 26,187 | 362 | 30,315 | 462 | 135,081 | 929 | 51,563 | 662 | 86,409 | 216 | 19,805 | 920 | 54,624 | 217 | 6,125 | 1 |
| 28 | 14,949 | 48 | 3,995 | 53 | 5,311 | 59 | 21,037 | 116 | 8,164 | 53 | 6,936 | 19 | 3,056 | 131 | 9,502 | 56 | 2,416 | 2 |
| 20 | 13,599 | 45 | (D) | 46 | 4,985 | 54 | 20,455 | 87 | 6,038 | 34 | 5,028 | 14 | 2,690 | 116 | 7,983 | 50 | (D) | 3 |
| 8 | 450 | 3 | (D) | 7 | 326 | 5 | 532 | 29 | 2,126 | 19 | 1,908 | 5 | 366 | 15 | 1,519 | 6 | (D) | 4 |
| 3 | 344 | ... | ... | 2 | (D) | ... | ... | 10 | 443 | 1 | (D) | 2 | (D) | 2 | (D) | ... | ... | 5 |
| 21 | 5,113 | 34 | 2,922 | 32 | 2,916 | 35 | 9,272 | 75 | 4,130 | 29 | 4,257 | 14 | 1,427 | 57 | 3,903 | 11 | 241 | 6 |
| ... | ... | ... | ... | 1 | (D) | ... | ... | 2 | (D) | 1 | (D) | 1 | (D) | 2 | (D) | ... | ... | 7 |
| 19 | (D) | 32 | (D) | 30 | (D) | 31 | 8,937 | 46 | 3,002 | 19 | 3,535 | 11 | 1,252 | 49 | 3,404 | 10 | (D) | 8 |
| 2 | (D) | 2 | (D) | 1 | (D) | 4 | 335 | 27 | (D) | 9 | (D) | 2 | (D) | 6 | (D) | 1 | (D) | 9 |
| 9 | 711 | 7 | 220 | 6 | 221 | 8 | 2,073 | 10 | 586 | 12 | 1,071 | 5 | (D) | 14 | 803 | 2 | (D) | 10 |
| 4 | 569 | 5 | (D) | 6 | 221 | 8 | 2,073 | 9 | (D) | 10 | (D) | 2 | (D) | 11 | 738 | 2 | (D) | 11 |
| 5 | 142 | 2 | (D) | ... | ... | ... | ... | 1 | (D) | 2 | (D) | 3 | 168 | 3 | 65 | ... | ... | 12 |
| 3 | 238 | 2 | (D) | 2 | (D) | 4 | 804 | 7 | 374 | 10 | 793 | 2 | (D) | 8 | 262 | 2 | (D) | 13 |
| 15 | 2,167 | 8 | 430 | 15 | 837 | 18 | (D) | 34 | 2,249 | 29 | 3,093 | 7 | 551 | 30 | 1,726 | 2 | (D) | 14 |
| 4 | 952 | 8 | 430 | 8 | 641 | 15 | 4,049 | 19 | 1,655 | 14 | 1,828 | 4 | 360 | 24 | 1,505 | ... | ... | 15 |
| 11 | 1,215 | ... | ... | 7 | 196 | 3 | (D) | 15 | 594 | 15 | 1,265 | 3 | 191 | 6 | 221 | 2 | (D) | 16 |
| 11 | 1,721 | 2 | (D) | 3 | (D) | 5 | 1,041 | 9 | 362 | 6 | 395 | 3 | 151 | 10 | 478 | ... | ... | 17 |
| 5 | 296 | ... | ... | ... | ... | ... | ... | 4 | 58 | 2 | (D) | ... | ... | 5 | 237 | ... | ... | 18 |
| 17 | 1,227 | 8 | 434 | 5 | 412 | 10 | 3,361 | 32 | 1,212 | 8 | 995 | 4 | 379 | 30 | 1,933 | ... | ... | 19 |
| 4 | 672 | 7 | (D) | 5 | 412 | 8 | (D) | 11 | 658 | 5 | (D) | 3 | (D) | 17 | 1,385 | ... | ... | 20 |
| 13 | 555 | 1 | (D) | ... | ... | ... | (D) | 21 | 554 | 3 | (D) | 1 | (D) | 13 | 548 | ... | ... | 21 |
| 19 | 6,210 | 40 | 3,069 | 27 | 2,949 | 29 | 9,934 | 48 | 3,914 | 26 | 7,291 | 9 | 1,255 | 51 | 3,131 | 8 | 134 | 22 |
| 13 | 5,665 | 40 | 3,069 | 24 | 2,930 | 29 | 9,934 | 39 | 3,293 | 23 | 7,055 | 9 | 1,255 | 46 | 2,745 | 8 | 134 | 23 |
| 6 | 545 | ... | ... | 3 | 119 | ... | ... | 9 | 621 | 3 | 236 | ... | ... | 5 | 386 | ... | ... | 24 |
| 4 | 505 | 3 | 212 | 3 | 97 | 9 | 1,757 | 7 | (D) | 8 | 877 | 1 | (D) | 8 | 414 | ... | ... | 25 |
| 4 | 76 | 3 | 68 | 3 | 118 | 2 | (D) | 7 | 405 | 2 | (D) | 1 | (D) | 4 | 175 | ... | ... | 26 |
| ... | ... | ... | ... | ... | ... | ... | ... | 1 | (D) | 2 | (D) | 1 | (D) | 1 | (D) | ... | ... | 27 |
| 21 | 6,685 | 25 | 1,740 | 20 | 2,428 | 33 | 13,770 | 70 | 3,834 | 55 | 6,943 | 11 | 1,478 | 74 | 4,342 | 35 | 352 | 28 |
| 6 | 3,081 | 14 | 865 | 8 | (D) | 15 | 6,740 | 28 | 1,759 | 21 | 3,525 | 4 | (D) | 23 | 1,502 | 15 | 178 | 29 |
| 9 | 2,659 | 10 | (D) | 9 | 1,399 | 16 | (D) | 24 | 1,488 | 22 | 2,719 | 5 | 754 | 41 | 2,395 | 20 | 174 | 30 |
| 6 | 995 | 1 | (D) | 3 | (D) | 2 | (D) | 18 | 587 | 12 | 699 | 2 | (D) | 10 | 445 | ... | ... | 31 |
| 5 | 459 | 2 | (D) | 2 | (D) | 5 | 1,229 | 6 | 213 | 16 | 1,216 | 2 | (D) | 5 | 279 | ... | ... | 32 |
| 6 | 1,039 | 12 | 1,282 | 7 | 633 | 11 | 2,624 | 37 | 1,572 | 20 | 2,534 | 4 | 568 | 32 | (D) | 5 | (D) | 33 |
| 3 | (D) | 12 | 1,282 | 4 | (D) | 10 | (D) | 26 | 1,088 | 18 | (D) | 3 | (D) | 28 | 2,813 | 2 | (D) | 34 |
| 3 | (D) | ... | ... | 3 | (D) | 1 | (D) | 11 | 484 | 2 | (D) | 1 | (D) | 4 | (D) | 3 | (D) | 35 |
| 2 | (D) | ... | ... | 2 | (D) | 1 | (D) | 3 | 200 | ... | ... | ... | ... | 1 | (D) | ... | ... | 36 |
| 7 | 991 | 6 | 258 | 3 | 209 | 3 | 1,168 | 15 | 752 | 2 | (D) | 5 | 249 | 11 | 488 | 2 | (D) | 37 |
| 3 | (D) | 5 | (D) | 3 | 209 | 3 | 1,168 | 3 | 248 | 2 | (D) | 2 | (D) | 8 | (D) | ... | ... | 38 |
| 4 | (D) | 1 | (D) | ... | ... | ... | ... | 12 | 504 | ... | ... | 3 | (D) | 3 | (D) | 2 | (D) | 39 |
| 3 | 138 | ... | ... | ... | ... | 4 | (D) | 6 | 190 | 7 | 508 | 2 | (D) | 7 | 130 | ... | ... | 40 |
| 7 | 1,777 | 3 | 125 | 6 | (D) | 7 | 1,639 | 15 | 1,036 | 9 | 1,003 | 2 | (D) | 18 | 905 | ... | ... | 41 |
| 4 | (D) | 3 | 125 | 1 | (D) | 5 | (D) | 11 | (D) | 5 | 681 | 1 | (D) | 11 | 678 | ... | ... | 42 |
| 3 | (D) | ... | ... | 5 | 196 | 2 | (D) | 4 | (D) | 4 | 322 | 1 | (D) | 7 | 227 | ... | ... | 43 |
| 4 | 531 | 7 | 429 | 6 | 591 | 8 | 1,845 | 10 | 346 | 14 | 1,461 | 2 | (D) | 17 | 636 | 2 | (D) | 44 |
| 3 | (D) | 7 | 429 | 6 | 591 | 8 | 1,845 | 7 | 299 | 14 | 1,461 | 2 | (D) | 15 | (D) | 2 | (D) | 45 |
| 1 | (D) | ... | ... | ... | ... | ... | ... | 3 | 47 | ... | ... | ... | ... | 2 | (D) | ... | ... | 46 |
| 7 | 511 | 3 | 180 | 2 | (D) | 8 | 1,407 | 13 | 399 | 20 | 1,775 | 5 | (D) | 9 | 572 | ... | ... | 47 |
| 3 | (D) | 2 | (D) | 1 | (D) | 6 | (D) | 6 | 130 | 10 | 1,185 | 3 | 241 | 4 | 441 | ... | ... | 48 |
| 4 | (D) | 1 | (D) | 1 | (D) | 2 | (D) | 7 | 269 | 10 | 590 | 2 | (D) | 5 | 131 | ... | ... | 49 |
| 3 | 335 | 3 | 547 | 4 | (D) | 6 | 1,667 | 13 | 525 | 12 | 817 | 2 | (D) | 14 | 899 | 2 | (D) | 50 |
| 2 | (D) | 3 | 547 | 4 | (D) | 5 | (D) | 9 | 341 | 12 | 817 | 2 | (D) | 11 | (D) | 2 | (D) | 51 |
| 1 | (D) | ... | ... | ... | ... | 1 | (D) | 4 | 184 | ... | ... | ... | ... | 3 | (D) | ... | ... | 52 |
| 6 | 632 | 2 | (D) | 5 | (D) | 11 | 1,896 | 13 | 749 | 16 | 1,884 | 5 | 341 | 16 | 572 | 2 | (D) | 53 |
| 3 | 417 | 2 | (D) | 4 | (D) | 6 | 1,654 | 7 | 486 | 11 | 1,370 | 3 | (D) | 13 | 526 | 2 | (D) | 54 |
| 3 | 215 | ... | ... | 1 | (D) | 5 | 242 | 6 | 263 | 5 | 514 | 2 | (D) | 3 | 46 | ... | ... | 55 |
| 16 | 1,548 | 4 | 164 | 4 | 402 | 6 | 2,250 | 20 | 748 | 15 | 2,529 | 5 | 281 | 15 | 409 | 3 | 62 | 56 |
| 3 | (D) | 3 | (D) | 3 | (D) | 5 | (D) | 6 | 310 | 9 | 1,967 | 1 | (D) | 4 | (D) | 3 | 62 | 57 |
| 13 | (D) | 1 | (D) | 1 | (D) | 1 | (D) | 14 | 438 | 6 | 562 | 4 | (D) | 11 | (D) | ... | ... | 58 |
| 7 | 568 | 5 | 200 | 2 | (D) | 5 | 730 | 9 | 780 | 8 | 1,436 | 6 | 303 | 7 | (D) | ... | ... | 59 |
| 7 | 1,024 | 2 | (D) | 10 | 654 | 6 | 2,113 | 18 | 1,233 | 17 | 2,813 | 5 | 514 | 13 | 529 | 3 | (D) | 60 |
| 5 | (D) | 2 | (D) | 9 | (D) | 6 | 2,113 | 11 | 906 | 11 | 2,054 | 4 | (D) | 10 | 426 | 3 | (D) | 61 |
| 2 | (D) | ... | ... | 1 | (D) | ... | ... | 7 | 287 | 6 | 759 | 1 | (D) | 3 | 103 | ... | ... | 62 |
| 9 | 2,094 | 14 | 805 | 11 | 1,092 | 21 | 6,191 | 46 | 2,189 | 24 | 2,341 | 17 | 919 | 51 | 2,307 | 13 | 175 | 63 |
| 8 | (D) | 14 | 805 | 11 | 1,092 | 16 | 5,759 | 34 | 1,773 | 20 | 1,937 | 12 | 794 | 33 | (D) | 9 | 153 | 64 |
| 1 | (D) | ... | ... | ... | ... | 5 | 433 | 12 | 416 | 4 | 404 | 5 | 125 | 18 | (D) | 4 | 22 | 65 |

RETAIL TRADE—AREA STATISTICS

Table 102. RETAIL TRADE: 1954 — COUNTIES;
Total Retail — Establishments, Sales, Payroll, and Personnel;

| Line No. | County and city | Total | | | | | | | Kind-of-business group | | | | |
|----------|--|-------------------|-----------------------------|---|---|--------------------------------------|--|------------------------------|---|----------------------------|--------------------|----------------------------|--------------------|
| | | Establishments | | Sales | | Payroll, entire year (\$1,000) | Paid employees, workweek ended nearest Nov. 15 | | Proprietors (unincorporated businesses only) (Number) | Food stores | | Eating, drinking places | |
| | | Total (Number) | With payroll (Number) | Total, all establishments (\$1,000) | Establishments with payroll (\$1,000) | | Total (Number) | Full workweek (Number) | | Establishments (Number) | Sales (\$1,000) | Establishments (Number) | Sales (\$1,000) |
| 1 | Latah County..... | 224 | 168 | 21,231 | 20,013 | 1,914 | 789 | 597 | 219 | 35 | 4,669 | 32 | 1,180 |
| 2 | Moscow..... | 136 | 112 | 16,325 | 15,889 | 1,537 | 628 | 470 | 131 | 15 | 3,471 | 15 | 665 |
| 3 | Remainder of County..... | 88 | 56 | 4,906 | 4,124 | 377 | 161 | 127 | 88 | 20 | 1,198 | 23 | 515 |
| 4 | Lemhi County..... | 85 | 61 | 6,098 | 5,456 | 516 | 227 | 210 | 94 | 14 | 1,496 | 21 | 762 |
| 5 | Salmon..... | 67 | 55 | 5,396 | 4,996 | 490 | 210 | 194 | 72 | 7 | 1,256 | 18 | 663 |
| 6 | Remainder of County..... | 18 | 6 | 702 | 460 | 26 | 17 | 16 | 22 | 7 | 240 | 3 | 99 |
| 7 | Lewis County..... | 61 | 49 | 4,424 | 4,122 | 403 | 161 | 143 | 57 | 8 | 929 | 15 | 561 |
| 8 | Lincoln County..... | 40 | 30 | 2,299 | 2,091 | 167 | 85 | 65 | 39 | 8 | 696 | 9 | 243 |
| 9 | Madison County..... | 104 | 70 | 11,380 | 9,914 | 855 | 334 | 263 | 105 | 14 | 1,968 | 13 | 279 |
| 10 | Rexburg..... | 95 | 63 | 11,058 | 9,664 | 837 | 321 | 254 | 95 | 12 | (D) | 8 | 218 |
| 11 | Remainder of County..... | 11 | 7 | 322 | 250 | 18 | 13 | 9 | 10 | 2 | (D) | 5 | 61 |
| 12 | Minidoka County..... | 115 | 85 | 10,816 | 10,302 | 826 | 339 | 271 | 117 | 19 | 2,147 | 21 | 581 |
| 13 | Rupert..... | 85 | 73 | 9,736 | 9,626 | 790 | 321 | 253 | 86 | 14 | 1,818 | 10 | 392 |
| 14 | Remainder of County..... | 30 | 12 | 1,080 | 676 | 36 | 18 | 18 | 31 | 5 | 329 | 11 | 189 |
| 15 | Nez Perce County..... | 334 | 242 | 42,749 | 40,541 | 4,561 | 1,579 | 1,331 | 343 | 51 | 8,836 | 74 | 3,181 |
| 16 | Lewiston..... | 283 | 215 | 40,392 | 38,752 | 4,384 | 1,492 | 1,272 | 284 | 42 | 8,260 | 66 | 2,765 |
| 17 | Remainder of County..... | 51 | 27 | 2,357 | 1,789 | 177 | 87 | 59 | 59 | 9 | 576 | 8 | 416 |
| 18 | Oneida County..... | 49 | 37 | 3,182 | 3,036 | 282 | 130 | 100 | 44 | 8 | 720 | 11 | 209 |
| 19 | Malad City..... | 46 | 36 | 3,067 | (D) | (D) | (D) | (D) | (D) | 6 | (D) | 11 | 209 |
| 20 | Remainder of County..... | 3 | 1 | 115 | (D) | (D) | (D) | (D) | (D) | 2 | (D) | ... | ... |
| 21 | Owyhee County..... | 80 | 60 | 4,465 | 4,151 | 352 | 140 | 116 | 83 | 10 | 910 | 20 | 326 |
| 22 | Payette County..... | 132 | 96 | 10,101 | 9,323 | 930 | 326 | 287 | 141 | 18 | 2,304 | 25 | 747 |
| 23 | Payette..... | 90 | 62 | 7,176 | 6,698 | 696 | 234 | 208 | 96 | 11 | 1,630 | 18 | 517 |
| 24 | Remainder of County..... | 42 | 34 | 2,925 | 2,625 | 234 | 92 | 79 | 45 | 7 | 674 | 7 | 230 |
| 25 | Power County..... | 56 | 44 | 4,334 | 4,132 | 325 | 130 | 113 | 49 | 7 | 800 | 11 | 410 |
| 26 | Pocatello (part) ¹ | 3 | 1 | 53 | (D) | (D) | (D) | (D) | (D) | ... | ... | ... | ... |
| 27 | Remainder of County..... | 53 | 43 | 4,281 | (D) | (D) | (D) | (D) | (D) | 7 | 800 | 11 | 410 |
| 28 | Shoshone County..... | 303 | 207 | 24,085 | 22,031 | 2,275 | 828 | 694 | 314 | 54 | 7,652 | 86 | 2,621 |
| 29 | Kellogg..... | 94 | 72 | 10,741 | 10,313 | 1,013 | 337 | 291 | 95 | 21 | 2,872 | 27 | 940 |
| 30 | Wallace..... | 79 | 69 | 7,423 | 7,299 | 912 | 322 | 274 | 77 | 8 | 1,997 | 24 | 865 |
| 31 | Remainder of County..... | 130 | 66 | 5,921 | 4,419 | 350 | 169 | 129 | 142 | 25 | 2,783 | 35 | 816 |
| 32 | Teton County..... | 44 | 28 | 2,040 | 1,782 | 108 | 55 | 34 | 56 | 8 | 407 | 8 | 136 |
| 33 | Twin Falls County..... | 468 | 348 | 53,261 | 50,321 | 5,615 | 2,020 | 1,717 | 459 | 68 | 10,374 | 91 | 3,161 |
| 34 | Buhl..... | 77 | 59 | 7,333 | 7,001 | 705 | 266 | 230 | 73 | 15 | 1,748 | 13 | 374 |
| 35 | Twin Falls..... | 306 | 228 | 41,203 | 39,229 | 4,622 | 1,631 | 1,387 | 296 | 33 | 6,963 | 58 | 2,335 |
| 36 | Remainder of County..... | 85 | 61 | 4,725 | 4,091 | 268 | 123 | 100 | 90 | 20 | 1,663 | 20 | 452 |
| 37 | Valley County..... | 77 | 53 | 3,839 | 3,385 | 325 | 127 | 107 | 75 | 8 | 402 | 20 | 432 |
| 38 | Washington County..... | 112 | 84 | 10,457 | 9,771 | 957 | 378 | 332 | 118 | 18 | 2,137 | 20 | 565 |
| 39 | Weiser..... | 94 | 72 | 9,698 | 9,172 | 914 | 359 | 313 | 96 | 16 | (D) | 15 | 491 |
| 40 | Remainder of County..... | 18 | 12 | 759 | 599 | 23 | 19 | 19 | 22 | 2 | (D) | 5 | 74 |
| 41 | Yellowstone National Park (part) ² | 2 | ... | (D) | ... | ... | ... | ... | (D) | ... | ... | ... | ... |

Standard Notes: (D) Withheld to avoid disclosure. (NA) Not available. XXX Not applicable. (Z) Less than \$500. ... Represents zero.
¹Pocatello is in Bannock and Power counties. ²Yellowstone National Park is in Idaho, Montana and Wyoming.

RETAIL TRADE—AREA STATISTICS

Table 102A. RETAIL TRADE: 1948¹— COUNTIES; CITIES OF 2,500 INHABITANTS OR MORE

Establishments and Sales

| County and city | Establishments, 1948 (Number) | Sales, 1948 (\$1,000) | County and city | Establishments, 1948 (Number) | Sales, 1948 (\$1,000) | County and city | Establishments, 1948 (Number) | Sales, 1948 (\$1,000) |
|--------------------------|----------------------------------|--------------------------|--------------------------|----------------------------------|--------------------------|---|----------------------------------|--------------------------|
| Idaho, total..... | 7,049 | 578,590 | Cassia County..... | 192 | 16,088 | Lewis County..... | 61 | 3,746 |
| Ada County..... | 693 | 76,999 | Burley..... | 135 | 13,934 | Lincoln County..... | 54 | 2,929 |
| Boise City..... | 453 | 65,281 | Remainder of County..... | 57 | 2,154 | Madison County..... | 109 | 9,613 |
| Remainder of County..... | 240 | 11,718 | Clark County..... | 20 | 654 | Rexburg..... | 86 | 8,966 |
| Adams County..... | 55 | 2,109 | Clearwater County..... | 92 | 5,415 | Remainder of County..... | 23 | 647 |
| Bannock County..... | 457 | 41,718 | Custer County..... | 67 | 2,353 | Minidoka County..... | 114 | 7,759 |
| Alameda..... | 31 | 2,423 | Elmore County..... | 116 | 5,994 | Rupert..... | 84 | 6,703 |
| Pocatello..... | 320 | 35,115 | Franklin County..... | 118 | 8,342 | Remainder of County..... | 30 | 1,056 |
| Remainder of County..... | 106 | 4,180 | Preston..... | 93 | 7,822 | Nez Perce County..... | 284 | 33,958 |
| Bear Lake County..... | 91 | 6,440 | Remainder of County..... | 25 | 520 | Lewiston..... | 237 | 32,337 |
| Montpelier..... | 56 | 5,294 | Fremont County..... | 143 | 7,969 | Remainder of County..... | 47 | 1,621 |
| Remainder of County..... | 35 | 1,146 | St. Anthony..... | 59 | 4,745 | Oneida County..... | 53 | 4,021 |
| Beneva County..... | 99 | 4,957 | Remainder of County..... | 84 | 3,224 | Malad City..... | 47 | 3,737 |
| Bingham County..... | 240 | 17,512 | Gem County..... | 95 | 6,817 | Remainder of County..... | 6 | 284 |
| Blackfoot..... | 122 | 11,477 | Emmett..... | 72 | 6,013 | Owyhee County..... | 86 | 4,069 |
| Remainder of County..... | 118 | 6,035 | Remainder of County..... | 23 | 804 | Payette County..... | 153 | 9,196 |
| Blaine County..... | 94 | 5,788 | Gooding County..... | 130 | 11,489 | Payette..... | 82 | 6,173 |
| Boise County..... | 32 | 985 | Gooding..... | 63 | 7,458 | Remainder of County..... | 71 | 3,023 |
| Bonner County..... | 213 | 11,183 | Remainder of County..... | 67 | 4,031 | Power County..... | 64 | 3,996 |
| Sandpoint..... | 98 | 7,853 | Idaho County..... | 140 | 9,309 | Shoshone County..... | 315 | 21,239 |
| Remainder of County..... | 115 | 3,330 | Grangeville..... | 45 | 5,352 | Kellogg..... | 92 | 8,476 |
| Bonneville County..... | 318 | 42,242 | Remainder of County..... | 95 | 3,957 | Wallace..... | 88 | 7,449 |
| Idaho Falls..... | 273 | 41,062 | Jefferson County..... | 112 | 6,489 | Remainder of County..... | 135 | 5,314 |
| Remainder of County..... | 45 | 1,080 | Jerome County..... | 131 | 11,494 | Teton County..... | 41 | 2,130 |
| Boundary County..... | 77 | 5,599 | Jerome..... | 92 | 9,534 | Twin Falls County..... | 480 | 49,135 |
| Butte County..... | 37 | 1,549 | Remainder of County..... | 39 | 1,960 | Buhl..... | 76 | 7,019 |
| Camas County..... | 14 | 798 | Kootenai County..... | 364 | 21,268 | Twin Falls..... | 306 | 38,192 |
| Canyon County..... | 497 | 51,495 | Coeur D'Alene..... | 196 | 15,615 | Remainder of County..... | 98 | 3,924 |
| Caldwell..... | 146 | 18,959 | Remainder of County..... | 168 | 5,653 | Valley County..... | 93 | 4,644 |
| Nampa..... | 216 | 25,676 | Latah County..... | 200 | 16,901 | Washington County..... | 124 | 11,321 |
| Remainder of County..... | 135 | 6,860 | Moscow..... | 107 | 12,814 | Weiser..... | 96 | 10,298 |
| Caribou County..... | 83 | 5,581 | Remainder of County..... | 93 | 4,087 | Yellowstone National Park (Part) ² | ... | ... |
| | | | Lemhi County..... | 98 | 5,297 | Remainder of County..... | 28 | 1,023 |
| | | | Salmon..... | 64 | 4,700 | | | |
| | | | Remainder of County..... | 34 | 597 | | | |

Standard Notes: (D) Withheld to avoid disclosure. (NA) Not available. ... Represents zero.

¹Data in this table differ from those which appeared in the publications of the 1948 Census of Retail Trade. For a description of the adjustments see Comparison of 1948 and 1954 Censuses in the Introduction.²Yellowstone National Park is located in Idaho, Montana, and Wyoming.

103. Retail Trade: 1954 - Standard Metropolitan Areas (None in the State)

103A. Retail Trade: 1948 - Standard Metropolitan Areas (None in the State)

Table 104. RETAIL TRADE: 1954 — COUNTIES WITH 500 ESTABLISHMENTS OR MORE

Establishments, Sales, Payroll, and Personnel, by Kind of Business

| County and kind of business | Establishments | | Sales | | Payroll, entire year (\$1,000) | Payroll, workweek ended nearest Nov. 15 | | Paid employees, workweek ended nearest Nov. 15 | | Proprietors (unincorporated businesses only) ¹ (Number) |
|--|--------------------|--------------|--|-----------------------------|-----------------------------------|---|---------------|--|---------------|---|
| | Total ¹ | With payroll | Total, all establishments ¹ | Establishments with payroll | | Total | Full workweek | Total | Full workweek | |
| | (Number) | (Number) | (\$1,000) | (\$1,000) | | (Dollars) | (Dollars) | (Number) | (Number) | |
| ADA COUNTY | | | | | | | | | | |
| Retail trade, total..... | 847 | 603 | 99,417 | 94,893 | 10,955 | 214,262 | 200,684 | 4,001 | 3,347 | 853 |
| Food stores, total..... | 129 | 77 | 19,342 | 17,800 | 1,682 | 26,891 | 23,700 | 511 | 378 | 150 |
| Grocery stores..... | 107 | 63 | 18,283 | 16,961 | 1,606 | 25,163 | 22,186 | 475 | 349 | 113 |
| Meat markets, fish (seafood) markets..... | 5 | 5 | 549 | 497 | 37 | 948 | 765 | 19 | 14 | 11 |
| Fruit stores, vegetable markets..... | 5 | 1 | 258 | (D) | (D) | (D) | (D) | (D) | (D) | (D) |
| Candy, nut, confectionery stores..... | 2 | 2 | (D) | (D) | (D) | (D) | (D) | (D) | (D) | (D) |
| Other food stores..... | 8 | 6 | (D) | (D) | (D) | (D) | (D) | (D) | (D) | (D) |
| Eating, drinking places, total..... | 155 | 125 | 5,609 | 5,215 | 1,132 | 26,595 | 24,989 | 648 | 551 | 175 |
| Eating places..... | 104 | 84 | 3,604 | 3,197 | 858 | 20,054 | 18,673 | 507 | 424 | 116 |
| Drinking places..... | 51 | 41 | 1,793 | 1,611 | 274 | 6,541 | 6,316 | 141 | 127 | 59 |
| General merchandise group, total..... | 28 | 26 | 14,049 | (D) | 2,100 | 42,301 | 38,199 | 887 | 674 | 16 |
| General merchandise group (except variety)..... | 18 | 16 | 12,045 | (D) | 1,859 | 37,551 | 34,420 | 741 | 584 | 11 |
| Variety stores..... | 10 | 10 | 2,004 | 2,004 | 241 | 4,750 | 3,779 | 146 | 90 | 5 |
| Apparel, accessories stores, total..... | 48 | 38 | 3,995 | 3,911 | 626 | 11,580 | 11,011 | 227 | 197 | 28 |
| Shoe stores..... | 8 | 8 | 736 | 736 | 120 | 2,071 | 2,008 | 35 | 30 | 4 |
| Men's, boys' clothing and furnishings stores..... | (NA) | 7 | (NA) | 1,179 | 198 | 3,495 | 3,215 | 49 | 38 | (NA) |
| Family clothing stores..... | (NA) | 2 | (NA) | (D) | (D) | (D) | (D) | (D) | (D) | (NA) |
| Women's clothing, specialty stores..... | 25 | 19 | 1,802 | 1,746 | 262 | 5,032 | 4,863 | 123 | 112 | 12 |
| Ready-to-wear stores..... | (NA) | 15 | (NA) | 1,600 | 233 | 4,478 | 4,399 | 107 | 101 | (NA) |
| Other clothing, specialty stores..... | (NA) | 4 | (NA) | 146 | 29 | 554 | 464 | 16 | 11 | (NA) |
| Other apparel stores..... | 4 | 2 | (D) | (D) | (D) | (D) | (D) | (D) | (D) | (D) |
| Furniture, home furnishings, appliance dealers, total..... | 53 | 39 | 5,311 | 4,927 | 568 | 10,991 | 10,445 | 163 | 139 | 59 |
| Furniture, home furnishings stores, antique stores..... | 29 | 23 | 3,347 | 3,197 | 367 | 7,720 | 7,353 | 112 | 96 | 33 |
| Household appliance, radio, TV stores..... | 24 | 16 | 1,964 | 1,730 | 201 | 3,271 | 3,092 | 51 | 43 | 26 |
| Automotive group..... | 59 | 49 | 21,037 | 20,841 | 1,667 | 32,879 | 32,672 | 459 | 451 | 45 |
| Gasoline service stations..... | 116 | 84 | 8,164 | 7,544 | 610 | 12,443 | 11,342 | 259 | 201 | 126 |
| Lumber, bldg. mats., hardware, farm equip. dealers, total..... | 53 | 51 | 6,936 | (D) | 840 | 15,823 | 15,057 | 229 | 205 | 38 |
| Farm equipment dealers..... | 7 | 7 | 1,847 | 1,847 | 231 | 3,501 | 3,257 | 38 | 33 | 7 |
| Lumber, building materials, supplies, equipment dealers..... | 34 | 34 | 4,191 | 4,191 | 519 | 10,394 | 10,004 | 158 | 145 | 17 |
| Hardware stores..... | 12 | 10 | 898 | (D) | 90 | 1,928 | 1,796 | 33 | 27 | 14 |
| Drug stores, proprietary stores, total..... | 19 | 17 | 3,056 | (D) | 409 | 7,490 | 6,860 | 135 | 104 | 15 |
| Drug stores..... | (NA) | 17 | (NA) | (D) | 409 | 7,490 | 6,860 | 135 | 104 | (NA) |
| Proprietary stores..... | (NA) | ••• | (NA) | ••• | ••• | ••• | ••• | ••• | ••• | (NA) |
| Other retail stores, total..... | 131 | 99 | 9,502 | 8,810 | 993 | 20,817 | 20,016 | 366 | 331 | 128 |
| Liquor stores..... | 8 | 6 | 1,540 | (D) | 38 | 781 | 740 | 18 | 16 | 4 |
| Fuel, ice dealers..... | 14 | 12 | 1,402 | (D) | 191 | 3,969 | 3,969 | 65 | 65 | 16 |
| Feed, farm, garden supply stores..... | 12 | 12 | 2,408 | 2,408 | 221 | 4,612 | 4,578 | 74 | 73 | 14 |
| Jewelry stores..... | 14 | 10 | 835 | 735 | 131 | 3,499 | 3,142 | 50 | 41 | 13 |
| Book, stationery stores..... | 6 | 6 | 494 | 494 | 91 | 1,545 | 1,515 | 31 | 30 | 6 |
| Other retail stores (except second-hand)..... | 44 | 36 | 2,161 | 2,063 | 265 | 5,198 | 5,006 | 100 | 87 | 34 |
| Second-hand stores..... | 15 | 7 | 404 | 356 | 56 | 1,213 | 1,076 | 28 | 19 | 17 |
| Nonstore retailers..... | 56 | 8 | 2,416 | 1,952 | 328 | 6,452 | 6,393 | 117 | 116 | 73 |
| CANYON COUNTY | | | | | | | | | | |
| Retail trade, total..... | 527 | 351 | 55,313 | 51,889 | 5,683 | 108,860 | 101,795 | 2,103 | 1,747 | 499 |
| Food stores, total..... | 94 | 54 | 11,408 | 10,432 | 651 | 11,519 | 10,144 | 255 | 180 | 112 |
| Grocery stores..... | 80 | 48 | 10,922 | 10,072 | 623 | 10,820 | 9,670 | 239 | 172 | 91 |
| Meat markets, fish (seafood) markets..... | 2 | 2 | (D) | (D) | (D) | (D) | (D) | (D) | (D) | (D) |
| Fruit stores, vegetable markets..... | 1 | 1 | (D) | (D) | (D) | (D) | (D) | (D) | (D) | (D) |
| Candy, nut, confectionery stores..... | 1 | 1 | (D) | (D) | (D) | (D) | (D) | (D) | (D) | (D) |
| Other food stores..... | 10 | 2 | 166 | (D) | (D) | (D) | (D) | (D) | (D) | (D) |
| Eating, drinking places, total..... | 99 | 67 | 2,333 | 2,099 | 399 | 8,884 | 7,701 | 271 | 204 | 108 |
| Eating places..... | 54 | 44 | 1,597 | 1,487 | 302 | 6,669 | 5,628 | 221 | 161 | 67 |
| Drinking places..... | 35 | 23 | 736 | 612 | 97 | 2,215 | 2,073 | 50 | 43 | 41 |
| General merchandise group, total..... | 21 | 17 | 6,685 | 6,615 | 886 | 15,684 | 14,334 | 394 | 293 | 9 |
| General merchandise group (except variety)..... | 12 | 12 | 5,942 | 5,942 | 767 | 13,390 | 12,282 | 321 | 241 | 3 |
| Variety stores..... | 9 | 5 | 743 | 673 | 119 | 2,294 | 2,052 | 73 | 52 | 6 |
| Apparel, accessories stores, total..... | 25 | 25 | 1,740 | 1,740 | 187 | 3,497 | 3,304 | 81 | 68 | 15 |
| Shoe stores..... | 3 | 3 | 191 | 191 | 25 | 495 | 466 | 8 | 7 | ••• |
| Men's, boys' clothing and furnishings stores..... | 7 | 7 | 603 | 603 | 82 | 1,392 | 1,319 | 30 | 27 | 3 |
| Family clothing stores..... | 2 | 2 | (D) | (D) | (D) | (D) | (D) | (D) | (D) | (D) |
| Women's clothing, specialty stores..... | 11 | 11 | 714 | 714 | 59 | 1,115 | 1,037 | 31 | 24 | 9 |
| Ready-to-wear stores..... | 11 | 11 | 714 | 714 | 59 | 1,115 | 1,037 | 31 | 24 | 9 |
| Other clothing, specialty stores..... | ••• | ••• | (D) | (D) | (D) | (D) | (D) | (D) | (D) | (D) |
| Other apparel stores..... | 2 | 2 | (D) | (D) | (D) | (D) | (D) | (D) | (D) | (D) |
| Furniture, home furnishings, appliance dealers, total..... | 20 | 18 | 2,428 | (D) | (D) | (D) | (D) | (D) | (D) | (D) |
| Furniture, home furnishings stores, antique stores..... | 11 | 11 | 1,664 | 1,664 | 227 | 4,491 | 4,427 | 58 | 56 | 7 |
| Household appliance, radio, TV stores..... | 9 | 7 | 764 | (D) | (D) | (D) | (D) | (D) | (D) | (D) |
| Automotive group..... | 33 | 29 | 13,770 | 13,400 | 1,495 | 28,957 | 28,862 | 428 | 416 | 18 |
| Gasoline service stations..... | 70 | 44 | 3,834 | 3,246 | 257 | 5,542 | 4,934 | 120 | 98 | 77 |
| Lumber, bldg. mats., hardware, farm equip. dealers, total..... | 55 | 47 | 6,943 | 6,815 | 955 | 17,851 | 17,344 | 259 | 242 | 32 |
| Farm equipment dealers..... | 19 | 15 | 2,936 | 2,872 | 394 | 7,934 | 7,817 | 108 | 106 | 10 |
| Lumber, building materials, supplies, equipment dealers..... | 25 | 23 | 3,102 | (D) | 417 | 7,449 | 7,171 | 117 | 106 | 11 |
| Hardware stores..... | 11 | 9 | 905 | (D) | 144 | 2,468 | 2,356 | 34 | 30 | 11 |

Standard Notes: (D) Withheld to avoid disclosure. (NA) Not available. n.e.c. Not elsewhere classified. XXXX Not applicable. (Z) Less than \$500. ... Represents zero.

¹ Group totals may include data for establishments without payroll which could not be classified by detailed kind of business.

Table 104. RETAIL TRADE: 1954 — COUNTIES WITH 500 ESTABLISHMENTS OR MORE—Continued

Establishments, Sales, Payroll, and Personnel, by Kind of Business

| County and kind of business | Establishments | | Sales | | Payroll, entire year (\$1,000) | Payroll, workweek ended nearest Nov. 15 | | Paid employees, workweek ended nearest Nov. 15 | | Proprietors (unincorporated businesses only) ¹ (Number) |
|---|--------------------------------|--------------------------|---|--|-----------------------------------|---|----------------------------|--|---------------------------|---|
| | Total ¹ (Number) | With payroll (Number) | Total, all establishments ¹ (\$1,000) | Establishments with payroll (\$1,000) | | Total (Dollars) | Full workweek (Dollars) | Total (Number) | Full workweek (Number) | |
| CANYON COUNTY--Con. | | | | | | | | | | |
| Drug stores, proprietary stores, total..... | 11 | 11 | 1,478 | 1,478 | 174 | 3,824 | 2,683 | 82 | 53 | 7 |
| Drug stores..... | 11 | 11 | 1,478 | 1,478 | 174 | 3,824 | 2,683 | 82 | 53 | 7 |
| Proprietary stores..... | ... | ... | ... | ... | ... | ... | ... | ... | ... | ... |
| Other retail stores, total..... | 74 | 38 | 4,342 | 3,640 | 341 | 6,500 | 6,019 | 121 | 107 | 77 |
| Liquor stores..... | 3 | 3 | 504 | 504 | 14 | 245 | 245 | 6 | 6 | ... |
| Fuel, ice dealers..... | 6 | 4 | 466 | (D) | (D) | (D) | (D) | (D) | (D) | (D) |
| Feed, farm, garden supply stores..... | 12 | 10 | 1,783 | (D) | 141 | 3,032 | 2,912 | 49 | 47 | 15 |
| Jewelry stores..... | 13 | 5 | 374 | 242 | 39 | 696 | 495 | 12 | 11 | 12 |
| Book, stationery stores..... | 4 | 4 | 268 | 26 | 34 | 517 | 485 | 11 | 9 | 5 |
| Other retail stores (except second-hand)..... | 20 | 10 | 678 | 400 | 60 | 903 | 817 | 24 | 18 | 22 |
| Second-hand stores..... | 5 | 2 | 127 | (D) | (D) | (D) | (D) | (D) | (D) | (D) |
| Nonstore retailers..... | 35 | 1 | 352 | (D) | (D) | (D) | (D) | (D) | (D) | (D) |

Standard Notes: (D) Withheld to avoid disclosure. (NA) Not available. n.e.c. Not elsewhere classified. XXX Not applicable. (Z) Less than \$500. ... Represents zero.

¹ Group totals may include data for establishments without payroll which could not be classified by detailed kind of business.

Table 105. RETAIL TRADE: 1954 — CITIES WITH 500 ESTABLISHMENTS OR MORE

Establishments, Sales, Payroll, and Personnel, by Kind of Business

| City and kind of business | Establishments | | Sales | | Payroll, entire year (\$1,000) | Payroll, workweek ended nearest Nov. 15 | | Paid employees, workweek ended nearest Nov. 15 | | Proprietors (unincorporated businesses only) ¹ (Number) |
|--|--------------------------------|--------------------------|---|--|-----------------------------------|---|----------------------------|--|---------------------------|---|
| | Total ¹ (Number) | With payroll (Number) | Total, all establishments ¹ (\$1,000) | Establishments with payroll (\$1,000) | | Total (Dollars) | Full workweek (Dollars) | Total (Number) | Full workweek (Number) | |
| BOISE CITY | | | | | | | | | | |
| Retail trade, total..... | 674 | 462 | 86,834 | 83,004 | 9,877 | 191,546 | 179,404 | 3,543 | 2,965 | 663 |
| Food stores, total..... | 97 | 55 | 16,098 | 14,866 | 1,528 | 24,133 | 21,147 | 455 | 332 | 108 |
| Grocery stores..... | 78 | 44 | 15,217 | 14,193 | 1,454 | 22,512 | 19,742 | 422 | 306 | 78 |
| Meat markets, fish (seafood) markets..... | 4 | 4 | (D) | (D) | (D) | (D) | (D) | (D) | (D) | (D) |
| Fruit stores, vegetable markets..... | 4 | ... | (D) | (D) | (D) | (D) | (D) | (D) | (D) | (D) |
| Candy, nut, confectionery stores..... | 2 | 2 | (D) | (D) | (D) | (D) | (D) | (D) | (D) | (D) |
| Other food stores..... | 7 | 5 | 215 | (D) | 37 | 727 | 712 | 15 | 14 | 8 |
| Eating, drinking places, total..... | 111 | 93 | 4,501 | 4,249 | 962 | 22,617 | 21,201 | 549 | 467 | 123 |
| Eating places..... | 71 | 63 | 2,985 | 2,915 | 720 | 16,826 | 15,600 | 426 | 356 | 79 |
| Drinking places..... | 40 | 30 | 1,516 | 1,334 | 242 | 5,791 | 5,601 | 123 | 111 | 44 |
| General merchandise group, total..... | 20 | 18 | 13,599 | (D) | 2,057 | 41,259 | 37,443 | 855 | 658 | 10 |
| General merchandise group (except variety)..... | 13 | 11 | 11,761 | (D) | 1,836 | 36,956 | 33,681 | 725 | 573 | 8 |
| Variety stores..... | 7 | 7 | 1,838 | 1,838 | 221 | 4,303 | 3,762 | 130 | 85 | 2 |
| Apparel, accessories stores, total..... | 45 | 37 | (D) | (D) | (D) | (D) | (D) | (D) | (D) | (D) |
| Shoe stores..... | 2 | 8 | 736 | 736 | 120 | 2,071 | 2,008 | 35 | 30 | 4 |
| Men's, boys' clothing and furnishings stores..... | 7 | 7 | 1,179 | 1,179 | 198 | 3,495 | 3,215 | 49 | 38 | 5 |
| Family clothing stores..... | 1 | 1 | (D) | (D) | (D) | (D) | (D) | (D) | (D) | (D) |
| Women's clothing, specialty stores..... | 25 | 19 | 1,802 | 1,746 | 262 | 5,032 | 4,863 | 123 | 112 | 12 |
| Ready-to-wear stores..... | (NA) | 15 | (NA) | 1,600 | 233 | 4,478 | 4,399 | 107 | 101 | (NA) |
| Other clothing, specialty stores..... | (NA) | 4 | (NA) | 146 | 29 | 554 | 464 | 16 | 11 | (NA) |
| Other apparel stores..... | 4 | 2 | (D) | (D) | (D) | (D) | (D) | (D) | (D) | (D) |
| Furniture, home furnishings, appliance dealers, total..... | 46 | 34 | 4,985 | (D) | (D) | (D) | (D) | (D) | (D) | (D) |
| Furniture, home furnishings stores, antique stores..... | 26 | 20 | 3,056 | 2,906 | 350 | 7,393 | 7,026 | 107 | 91 | 29 |
| Household appliance, radio, TV stores..... | 20 | 14 | 1,929 | (D) | (D) | (D) | (D) | (D) | (D) | (D) |
| Automotive group..... | 54 | 44 | 20,455 | 20,259 | 1,631 | 32,131 | 31,933 | 447 | 440 | 41 |
| Gasoline service stations..... | 87 | 59 | 6,038 | 5,606 | 468 | 9,538 | 8,734 | 193 | 152 | 98 |
| Lumber, bldg. mats., hardware, farm equip. dealers, total..... | 34 | 32 | 5,023 | (D) | 643 | 11,176 | 10,710 | 150 | 145 | 26 |
| Farm equipment dealers..... | 4 | 4 | 1,240 | 1,240 | 167 | 2,149 | 1,930 | 22 | 18 | 5 |
| Lumber, building materials, supplies, equipment dealers..... | 20 | 20 | (D) | (D) | (D) | (D) | (D) | (D) | (D) | (D) |
| Hardware stores..... | 10 | 8 | (D) | (D) | (D) | (D) | (D) | (D) | (D) | (D) |
| Drug stores, proprietary stores, total..... | 14 | 12 | 2,690 | (D) | 364 | 6,608 | 6,029 | 116 | 86 | 10 |
| Drug stores..... | (NA) | 12 | (NA) | (D) | 364 | 6,608 | 6,029 | 116 | 86 | (NA) |
| Proprietary stores..... | (NA) | ... | (NA) | ... | ... | ... | ... | ... | ... | (NA) |
| Other retail stores, total..... | 116 | 74 | 7,983 | 7,305 | 858 | 18,074 | 17,359 | 316 | 285 | 106 |
| Liquor stores..... | 7 | 5 | (D) | (D) | (D) | (D) | (D) | (D) | (D) | (D) |
| Fuel, ice dealers..... | 11 | 9 | 1,071 | (D) | 153 | 3,047 | 3,047 | 49 | 49 | 13 |
| Feed, farm, garden supply stores..... | 7 | 7 | 1,605 | 1,605 | 163 | 3,472 | 3,472 | 56 | 56 | 7 |
| Jewelry stores..... | 13 | 9 | (D) | (D) | (D) | (D) | (D) | (D) | (D) | (D) |
| Book, stationery stores..... | 6 | 6 | 494 | 494 | 91 | 1,545 | 1,515 | 31 | 30 | 6 |
| Other retail stores (except second-hand)..... | 42 | 34 | (D) | (D) | (D) | (D) | (D) | (D) | (D) | (D) |
| Second-hand stores..... | 12 | 4 | 209 | (D) | (D) | (D) | (D) | (D) | (D) | (D) |
| Nonstore retailers..... | 50 | 4 | (D) | 1,090 | 198 | 3,922 | 3,863 | 71 | 70 | 63 |

Standard Notes: (D) Withheld to avoid disclosure. (NA) Not available. n.e.c. Not elsewhere classified. XXX Not applicable. (Z) Less than \$500. ... Represents zero.

¹ Group totals may include data for establishments without payroll which could not be classified by detailed kind of business.

ILLINOIS

ILLINOIS (102 COUNTIES)



STANDARD METROPOLITAN AREAS

- | | |
|-------------|--|
| CODE | |
| 1 | CHICAGO |
| 2 | DAVENPORT, IOWA-ROCK ISLAND-MOLINE, ILL. |
| 3 | DECATUR |
| 4 | PEORIA |
| 5 | ROCKFORD |
| 6 | ST. LOUIS, MO. |
| 7 | SPRINGFIELD |

LEGEND

- PLACES OF 25,000 TO 100,000
- ★ PLACES OF 100,000 AND OVER
- ▨ STANDARD METROPOLITAN AREAS

CONTENTS

| <u>Table</u> | <u>Page</u> |
|--|-------------|
| 101. Retail Trade: 1954 - The State..... | 13-4 |
| 101A. Retail Trade: 1954 and 1948 - The State..... | 13-5 |
| 102. Retail Trade: 1954 - Counties; Cities of 2,500 Inhabitants or More..... | 13-6 ✓ |
| 102A. Retail Trade: 1948 - Counties; Cities of 2,500 Inhabitants or More..... | 13-18 |
| 103. Retail Trade: 1954 - Standard Metropolitan Areas..... | 13-20 |
| 103A. Retail Trade: 1948 - Standard Metropolitan Areas..... | 13-29 |
| 104. Retail Trade: 1954 - Counties With 500 Establishments or More..... | 13-30 |
| 105. Retail Trade: 1954 - Cities With 500 Establishments or More..... | 13-50 |

The following pages contain revisions of data previously published on the corresponding pages of Retail Trade Bulletin Series R-1: 13-16, 13-47, 13-54.

RETAIL TRADE—AREA STATISTICS

Table 101. RETAIL TRADE: 1954 — THE STATE
Establishments, Sales, Payroll, and Personnel, by Kind of Business

| Kind of business | Establishments | | Sales | | Payroll, entire year (\$1,000) | Payroll, workweek ended nearest Nov. 15 | | Paid employees, workweek ended nearest Nov. 15 | | Proprietors (un- incorporated businesses only) (Number) |
|--|-------------------|-----------------------------|---|--|-----------------------------------|--|-------------------------------|--|------------------------------|--|
| | Total (Number) | With payroll (Number) | Total, all establish- ments ¹ (\$1,000) | Establish- ments with payroll (\$1,000) | | Total (Dollars) | Full workweek (Dollars) | Total (Number) | Full workweek (Number) | |
| Retail trade, total | 99,001 | 65,237 | 11,018,913 | 10,308,557 | 1,252,549 | 24,482,640 | 22,269,915 | 463,808 | 361,155 | 105,078 |
| Food Stores | | | | | | | | | | |
| Total..... | 20,764 | 11,740 | 2,413,626 | 2,170,350 | 169,732 | 3,271,767 | 2,816,512 | 66,040 | 44,608 | 23,056 |
| Grocery stores..... | 14,160 | 7,834 | 2,054,534 | 1,872,344 | 129,786 | 2,498,750 | 2,128,969 | 49,824 | 32,859 | 15,675 |
| Meat markets..... | 1,459 | 1,047 | 133,361 | 119,319 | 11,176 | 206,572 | 189,077 | 3,009 | 2,393 | 1,683 |
| Fish (seafood) markets..... | 209 | 89 | 7,050 | 5,574 | 617 | 12,795 | 11,268 | 227 | 180 | 250 |
| Fruit stores, vegetable markets..... | 498 | 188 | 20,341 | 13,813 | 1,076 | 18,844 | 15,931 | 456 | 318 | 615 |
| Candy, nut, confectionery stores..... | 1,400 | 644 | 43,153 | 30,337 | 4,298 | 91,874 | 74,939 | 2,566 | 1,769 | 1,378 |
| Bakery products stores..... | 1,376 | 1,214 | 73,562 | 70,990 | 16,804 | 346,214 | 312,682 | 7,765 | 5,528 | 1,518 |
| Bakeries, with baking on premises..... | (NA) | 1,065 | (NA) | 58,753 | 15,096 | 316,278 | 285,883 | 6,583 | 4,992 | (NA) |
| Bakeries, without baking on premises..... | (NA) | 149 | (NA) | 12,237 | 1,708 | 29,936 | 26,799 | 1,180 | 536 | (NA) |
| Delicatessen stores..... | 658 | 286 | 33,990 | 24,256 | 1,812 | 33,780 | 28,504 | 802 | 556 | 825 |
| Food stores, n.e.c..... | 910 | 438 | 45,399 | 33,617 | 4,163 | 62,938 | 55,142 | 1,393 | 1,005 | 1,002 |
| Eating, Drinking Places | | | | | | | | | | |
| Total..... | 22,283 | 16,035 | 1,012,667 | 901,361 | 184,441 | 3,720,938 | 3,363,455 | 90,727 | 72,935 | 26,879 |
| Eating places (except refreshment stands)..... | 9,029 | 7,413 | 548,949 | 528,277 | 134,435 | 2,719,079 | 2,470,597 | 66,740 | 54,786 | 10,963 |
| Restaurants, cafeterias..... | 7,166 | 7,168 | 505,146 | 505,146 | 127,574 | 2,583,801 | 2,347,292 | 63,689 | 52,339 | 8,737 |
| Caterers..... | 75 | 75 | 7,149 | 7,149 | 1,728 | 37,892 | 30,924 | 885 | 513 | 69 |
| In-plant food contractors..... | 170 | 170 | 15,982 | 15,982 | 5,133 | 97,386 | 92,381 | 2,166 | 1,934 | 93 |
| Refreshment stands..... | 1,428 | 1,104 | 38,032 | 34,612 | 5,443 | 109,697 | 90,617 | 3,600 | 2,766 | 1,642 |
| Drinking places..... | 11,812 | 7,518 | 425,452 | 338,472 | 44,563 | 892,162 | 802,241 | 20,387 | 15,783 | 14,256 |
| General Merchandise Group | | | | | | | | | | |
| Total..... | 3,107 | 2,181 | 1,108,400 | 1,090,172 | 176,092 | 3,486,633 | 3,004,201 | 77,696 | 52,966 | 2,665 |
| Department stores..... | 179 | 179 | 775,105 | 775,105 | 129,701 | 2,584,132 | 2,250,322 | 51,302 | 36,313 | 12 |
| Dry goods, general merchandise stores..... | 1,489 | 885 | 146,178 | 134,624 | 17,235 | 331,342 | 293,375 | 7,737 | 5,486 | 1,463 |
| General stores..... | 399 | 253 | 26,382 | 22,602 | 1,418 | 26,561 | 23,506 | 762 | 551 | 443 |
| Variety stores..... | 1,020 | 864 | 160,329 | 157,841 | 27,738 | 544,598 | 437,468 | 17,895 | 10,616 | 707 |
| Apparel, Accessories Stores | | | | | | | | | | |
| Total..... | 7,589 | 6,147 | 753,894 | 728,352 | 105,882 | 2,035,160 | 1,812,366 | 39,838 | 29,027 | 6,598 |
| Shoe stores..... | 1,371 | 1,285 | 129,726 | 124,190 | 16,689 | 303,570 | 263,164 | 5,769 | 3,703 | 1,091 |
| Men's shoe stores..... | (NA) | 164 | (NA) | 13,577 | 1,543 | 27,666 | 23,428 | 444 | 338 | (NA) |
| Women's shoe stores..... | (NA) | 178 | (NA) | 31,304 | 4,348 | 78,615 | 65,597 | 1,608 | 918 | (NA) |
| Children's, juveniles' shoe stores..... | (NA) | 900 | (NA) | 2,962 | 413 | 7,946 | 7,303 | 121 | 85 | (NA) |
| Family shoe stores..... | (NA) | 1,155 | (NA) | 18,702 | 21,112 | 388,871 | 354,636 | 3,596 | 2,562 | (NA) |
| Men's, boys' clothing and furnishings stores..... | (NA) | 747 | (NA) | 13,339 | 16,755 | 311,432 | 284,086 | 5,097 | 3,861 | (NA) |
| Men's, boys' clothing stores..... | (NA) | 408 | (NA) | 35,363 | 4,357 | 77,569 | 70,177 | 1,295 | 947 | (NA) |
| Men's, boys' furnishings stores..... | (NA) | 466 | (NA) | 113,846 | 17,648 | 337,298 | 293,688 | 6,622 | 4,566 | (NA) |
| Family clothing stores..... | 2,977 | 2,477 | 291,847 | 284,273 | 41,395 | 822,380 | 735,541 | 18,062 | 13,605 | 2,564 |
| Women's clothing, specialty stores..... | (NA) | 1,658 | (NA) | 242,898 | 35,675 | 708,588 | 636,046 | 15,320 | 11,648 | (NA) |
| Ready-to-wear stores..... | (NA) | 351 | (NA) | 13,428 | 2,190 | 45,605 | 40,197 | 1,133 | 826 | (NA) |
| Millinery stores..... | (NA) | 468 | (NA) | 27,947 | 3,530 | 68,155 | 59,298 | 1,609 | 1,131 | (NA) |
| Clothing, specialty stores, n.e.c..... | 432 | 336 | 22,571 | 20,701 | 1,960 | 39,180 | 32,110 | 1,014 | 653 | 506 |
| Children's, infants' wear stores..... | 606 | 428 | 38,784 | 36,640 | 7,078 | 143,893 | 133,600 | 1,979 | 1,692 | 599 |
| Apparel stores, n.e.c..... | | | | | | | | | | |
| Furniture, Home Furnishings, Appliance Dealers | | | | | | | | | | |
| Total..... | 4,810 | 3,350 | 517,526 | 490,764 | 67,663 | 1,280,631 | 1,220,657 | 18,759 | 16,799 | 4,809 |
| Furniture, home furnishings stores..... | 2,559 | 1,901 | 333,434 | 320,734 | 46,003 | 864,498 | 826,505 | 12,252 | 11,100 | 2,531 |
| Furniture stores..... | (NA) | 1,236 | (NA) | 259,828 | 36,355 | 668,931 | 640,220 | 9,548 | 8,669 | (NA) |
| Floor covering stores..... | (NA) | 230 | (NA) | 33,451 | 5,331 | 108,745 | 104,766 | 1,261 | 1,162 | (NA) |
| Home furnishings stores, n.e.c., antique stores..... | (NA) | 435 | (NA) | 27,455 | 4,317 | 86,824 | 81,517 | 1,443 | 1,269 | (NA) |
| Household appliance, radio, TV stores..... | 2,233 | 1,449 | 183,634 | 170,030 | 21,660 | 416,133 | 394,152 | 6,507 | 5,699 | 2,258 |
| Household appliance stores..... | (NA) | 568 | (NA) | 157,295 | 8,282 | 157,327 | 152,240 | 2,442 | 2,265 | (NA) |
| Appliance, radio, TV stores..... | (NA) | 519 | (NA) | 77,355 | 8,143 | 155,687 | 144,677 | 2,435 | 2,019 | (NA) |
| Radio, TV stores..... | (NA) | 362 | (NA) | 35,380 | 5,235 | 103,119 | 97,235 | 1,630 | 1,415 | (NA) |
| Automotive Group | | | | | | | | | | |
| Total..... | 4,349 | 3,555 | 1,805,067 | 1,776,913 | 163,957 | 2,977,475 | 2,932,055 | 37,136 | 35,707 | 3,941 |
| Passenger car dealers (franchised)..... | 2,266 | 2,222 | 1,578,036 | 1,574,680 | 143,609 | 2,596,744 | 2,568,637 | 31,759 | 30,929 | 1,942 |
| Passenger car dealers (nonfranchised)..... | 81 | 511 | 118,531 | 100,915 | 6,646 | 121,708 | 117,530 | 1,583 | 1,467 | 1,019 |
| Tire, battery, accessory dealers..... | 903 | 675 | 80,729 | 76,013 | 11,252 | 211,891 | 200,259 | 3,174 | 2,755 | 725 |
| Motorcycle, aircraft, boat dealers..... | 167 | 75 | 11,319 | 9,553 | 1,387 | 26,129 | 25,080 | 364 | 315 | 164 |
| Household trailer dealers..... | 93 | 67 | 15,868 | 15,248 | 1,019 | 20,152 | 19,743 | 245 | 231 | 79 |
| Automotive dealers, n.e.c..... | 5 | 5 | 504 | 504 | 44 | 851 | 806 | 11 | 10 | 8 |
| Gasoline Service Stations | | | | | | | | | | |
| Total..... | 9,920 | 6,102 | 605,189 | 532,207 | 47,615 | 980,732 | 869,920 | 18,987 | 14,092 | 10,087 |
| Lumber, Bldg. Mats., Hardware, Farm Equipment Dealers | | | | | | | | | | |
| Total..... | 6,225 | 4,767 | 813,898 | 780,228 | 95,566 | 1,807,832 | 1,715,316 | 26,320 | 23,567 | 6,126 |
| Farm equipment dealers..... | 1,219 | 1,123 | 191,696 | 189,316 | 16,690 | 306,156 | 295,186 | 5,041 | 4,704 | 1,442 |
| Lumber, building materials dealers..... | 1,672 | 1,422 | 389,011 | 382,141 | 48,933 | 927,632 | 885,252 | 11,950 | 10,969 | 1,117 |
| Paint, glass, wallpaper stores..... | 745 | 515 | 44,083 | 39,511 | 5,733 | 115,023 | 106,372 | 1,683 | 1,450 | 686 |
| Plumbing, electrical supply stores..... | 443 | 299 | 31,465 | 27,987 | 5,103 | 103,123 | 98,670 | 1,359 | 1,243 | 451 |
| Hardware stores..... | 2,140 | 1,418 | 157,581 | 141,273 | 19,107 | 355,898 | 329,836 | 6,287 | 5,201 | 2,372 |
| Drug Stores, Proprietary Stores | | | | | | | | | | |
| Total..... | 3,171 | 2,821 | 333,155 | 325,609 | 45,126 | 849,134 | 712,475 | 18,936 | 12,296 | 2,776 |
| Drug stores..... | (NA) | 2,633 | (NA) | 317,254 | 44,343 | 835,477 | 700,788 | 18,522 | 12,019 | (NA) |
| Proprietary stores..... | (NA) | 188 | (NA) | 8,355 | 783 | 13,657 | 11,687 | 414 | 277 | (NA) |
| Other Retail Stores | | | | | | | | | | |
| Total..... | 12,821 | 7,603 | 977,404 | 885,114 | 98,364 | 1,913,210 | 1,782,796 | 32,607 | 27,069 | 13,101 |
| Liquor stores..... | 1,816 | 1,346 | 212,585 | 196,277 | 14,544 | 272,145 | 245,391 | 4,747 | 3,041 | 2,041 |
| Fuel, ice dealers..... | 1,544 | 1,014 | 180,484 | 170,604 | 21,525 | 435,073 | 414,476 | 6,357 | 5,755 | 1,442 |
| Fuel dealers (coal, wood)..... | (NA) | 574 | (NA) | 88,812 | 12,534 | 251,683 | 239,038 | 3,869 | 3,489 | (NA) |
| Liquefied petroleum gas dealers..... | (NA) | 173 | (NA) | 21,112 | 2,947 | 59,776 | 58,172 | 912 | 863 | (NA) |
| Fuel oil dealers..... | (NA) | 231 | (NA) | 58,742 | 5,604 | 115,380 | 109,491 | 1,436 | 1,283 | (NA) |
| Ice dealers..... | (NA) | 36 | (NA) | 1,938 | 440 | 8,234 | 7,775 | 140 | 120 | (NA) |
| Hay, grain, feed stores..... | 886 | 644 | 163,747 | 156,241 | 7,637 | 151,320 | 144,079 | 2,573 | 2,327 | 764 |
| Farm, garden supply stores..... | 413 | 223 | 44,472 | 40,782 | 3,425 | 71,378 | 68,399 | 1,134 | 1,011 | 406 |

Standard Notes: (D) Withheld to avoid disclosure. (NA) Not available. n.e.c. Not elsewhere classified. XXX Not applicable. (Z) Less than \$500. ... Represents merc
¹ Group totals may include data for establishments without payroll which could not be classified by detailed kind of business.

Table 101. RETAIL TRADE: 1954 — THE STATE — Continued

Establishments, Sales, Payroll, and Personnel, by Kind of Business

| Kind of business | Establishments | | Sales | | Payroll, entire year (\$1,000) | Payroll, workweek ended nearest Nov. 15 | | Paid employees, workweek ended nearest Nov. 15 | | Proprietors (unincorporated businesses only) ¹ (Number) |
|--|--------------------------------|--------------------------|---|--|-----------------------------------|---|----------------------------|--|---------------------------|---|
| | Total ¹ (Number) | With payroll (Number) | Total, all establishments ¹ (\$1,000) | Establishments with payroll (\$1,000) | | Total (Dollars) | Full workweek (Dollars) | Total (Number) | Full workweek (Number) | |
| Other Retail Stores—Con. | | | | | | | | | | |
| Jewelry stores..... | 1,413 | 889 | 86,179 | 78,203 | 12,706 | 239,215 | 227,603 | 3,559 | 3,067 | 1,402 |
| Book stores..... | 180 | 114 | 9,089 | 8,161 | 1,252 | 24,492 | 20,301 | 568 | 342 | 161 |
| Stationery stores..... | 342 | 230 | 31,158 | 29,526 | 6,091 | 111,937 | 105,882 | 1,914 | 1,621 | 335 |
| Sporting goods stores..... | 372 | 232 | 25,223 | 22,323 | 2,908 | 52,688 | 48,968 | 930 | 788 | 371 |
| Bicycle stores..... | 113 | 35 | 2,612 | 1,304 | 134 | 2,264 | 1,919 | 58 | 36 | 129 |
| Florists..... | 977 | 613 | 36,281 | 30,811 | 5,835 | 109,957 | 101,392 | 2,101 | 1,684 | 1,132 |
| Cigar stores, stands..... | 463 | 309 | 20,231 | 17,407 | 1,715 | 33,354 | 30,423 | 740 | 560 | 401 |
| News dealers, newsstands..... | 526 | 204 | 19,033 | 14,687 | 1,569 | 31,927 | 24,288 | 1,283 | 744 | 547 |
| Gift, novelty, souvenir stores..... | 700 | 282 | 18,400 | 13,510 | 1,599 | 37,113 | 30,453 | 1,043 | 627 | 788 |
| Music stores..... | 339 | 213 | 20,854 | 18,316 | 2,856 | 51,381 | 47,191 | 927 | 732 | 334 |
| Camera, photographic supply stores..... | 178 | 144 | 18,932 | 18,102 | 2,037 | 41,609 | 39,294 | 617 | 523 | 164 |
| Luggage, leather goods stores..... | 82 | 52 | 3,833 | 3,205 | 375 | 7,191 | 6,658 | 139 | 122 | 93 |
| Optical goods stores..... | 157 | 125 | 8,287 | 7,863 | 2,363 | 43,376 | 42,227 | 535 | 492 | 84 |
| Office, store machine and equipment dealers..... | 117 | 87 | 8,565 | 7,347 | 1,387 | 31,018 | 28,731 | 492 | 445 | 167 |
| Retail stores (except second-hand) n.e.c..... | 482 | 482 | 32,069 | 32,069 | 5,439 | 106,436 | 98,622 | 1,899 | 1,584 | 419 |
| Second-hand stores..... | 701 | 365 | 21,294 | 18,376 | 2,967 | 59,336 | 56,499 | 991 | 868 | 725 |
| Nonstore Retailers | | | | | | | | | | |
| Total..... | 4,962 | 936 | 678,147 | 627,487 | 98,111 | 2,159,128 | 2,040,162 | 36,762 | 32,089 | 5,040 |
| Mail order houses..... | 185 | 121 | 467,973 | 467,181 | 64,669 | 1,539,399 | 1,437,909 | 27,006 | 23,492 | 131 |
| Direct selling (house-to-house) organizations..... | 4,427 | 655 | 178,248 | 131,692 | 29,954 | 555,470 | 539,426 | 8,809 | 7,179 | 4,539 |
| Merchandise vending machine operators..... | 350 | 160 | 31,928 | 28,614 | 3,488 | 64,259 | 62,827 | 947 | 888 | 370 |

Standard Notes: (D) Withheld to avoid disclosure. (NA) Not available. n.e.c. Not elsewhere classified. XXXX Not applicable. (Z) Less than \$500. ... Represents zero.
¹ Group totals may include data for establishments without payroll which could not be classified by detailed kind of business.

Table 101A. RETAIL TRADE: 1954 AND 1948¹ — THE STATE

Establishments and Sales by Kind of Business

| Kind of business | 1954 | | | | 1948 ¹ | | | |
|---|--------------------------------|--------------------------|---|--|-------------------|--------------------------|--|--|
| | Establishments | | Sales | | Establishments | | Sales | |
| | Total ² (Number) | With payroll (Number) | Total, all establishments ² (\$1,000) | Establishments with payroll (\$1,000) | Total (Number) | With payroll (Number) | Total, all establishments (\$1,000) | Establishments with payroll (\$1,000) |
| Retail trade, total..... | 99,001 | 65,237 | 11,018,913 | 10,308,557 | 99,675 | 67,206 | 8,719,889 | 8,006,934 |
| Food stores, total..... | 20,764 | 11,740 | 2,413,626 | 2,170,350 | 26,015 | 14,308 | 1,821,147 | 1,560,567 |
| Grocery stores..... | 14,160 | 7,834 | 2,054,534 | 1,872,344 | 18,390 | 9,597 | 1,497,164 | 1,289,118 |
| Other food stores..... | 6,510 | 3,906 | 356,856 | 298,006 | 7,625 | 4,711 | 323,983 | 271,449 |
| Eating, drinking places, total..... | 22,283 | 16,035 | 1,012,667 | 901,361 | 23,830 | 16,096 | 835,950 | 636,005 |
| Eating places..... | 10,457 | 8,517 | 586,981 | 562,889 | 9,741 | 6,775 | 426,298 | 304,758 |
| Drinking places..... | 11,812 | 7,518 | 425,452 | 338,472 | 14,089 | 9,321 | 409,652 | 331,247 |
| General merchandise group..... | 3,107 | 2,181 | 1,108,400 | 1,090,172 | 2,787 | 2,116 | 1,058,876 | 1,047,029 |
| Apparel, accessories stores, total..... | 7,589 | 6,147 | 753,894 | 728,352 | 7,512 | 5,778 | 709,464 | 681,332 |
| Shoe stores..... | 1,571 | 1,285 | 129,726 | 124,190 | 1,358 | 1,063 | 105,128 | 99,441 |
| Other apparel stores..... | 5,896 | 4,862 | 621,895 | 604,162 | 6,154 | 4,715 | 604,336 | 581,891 |
| Furniture, home furnishings, appliance dealers..... | 4,810 | 3,350 | 517,526 | 490,764 | 4,371 | 3,197 | 387,137 | 365,406 |
| Automotive group..... | 4,349 | 3,555 | 1,805,007 | 1,776,913 | 4,599 | 3,929 | 1,254,248 | 1,226,300 |
| Gasoline service stations..... | 8,920 | 6,102 | 605,189 | 532,207 | 8,939 | 5,770 | 392,169 | 328,644 |
| Lumber, bldg. mats., hardware, farm equip. dealers, total..... | 6,225 | 4,767 | 813,898 | 780,228 | 6,110 | 4,845 | 688,400 | 661,088 |
| Farm equipment dealers..... | 1,219 | 1,123 | 191,696 | 189,316 | 1,253 | 1,161 | 169,920 | 166,090 |
| Lumber, bldg. mats., supplies, equipment, hardware dealers..... | 5,000 | 3,644 | 622,130 | 590,912 | 4,857 | 3,684 | 518,480 | 494,998 |
| Drug stores, proprietary stores, total..... | 3,171 | 2,821 | 333,155 | 325,609 | 3,262 | 2,863 | 259,360 | 251,654 |
| Drug stores..... | (NA) | 2,633 | (NA) | 317,254 | 2,910 | 2,584 | 240,629 | 233,888 |
| Proprietary stores..... | (NA) | 188 | (NA) | 8,355 | 352 | 279 | 18,731 | 17,766 |
| Other retail stores, total..... | 12,821 | 7,603 | 977,404 | 885,114 | 11,918 | 8,023 | 780,010 | 716,908 |
| Liquor stores..... | 1,816 | 1,346 | 212,585 | 196,277 | 2,052 | 1,623 | 159,549 | 147,120 |
| Fuel, ice dealers..... | 1,544 | 1,014 | 180,484 | 170,604 | 1,477 | 1,216 | 200,983 | 195,665 |
| Feed, farm, garden supply stores..... | 1,299 | 867 | 208,213 | 197,023 | 967 | 699 | 106,481 | 97,212 |
| Jewelry stores..... | 1,413 | 889 | 86,179 | 78,203 | 1,328 | 872 | 83,458 | 75,898 |
| Other retail stores..... | 5,759 | 3,487 | 275,861 | 243,007 | 6,094 | 3,613 | 229,539 | 201,013 |
| Nonstore retailers..... | 4,962 | 936 | 678,147 | 627,487 | 332 | 281 | 533,128 | 532,001 |

Standard Notes: (D) Withheld to avoid disclosure. (NA) Not available. ... Represents zero.
¹ Data in this table differ from those which appeared in the publications of the 1948 Census of Retail Trade. For a description of the adjustments see Comparison of 1948 and 1954 Censuses in the Introduction.
² Group totals may include data for establishments without payroll which could not be classified by detailed kind of business.

CITIES OF 2,500 INHABITANTS OR MORE

Kind-of-Business Group — Establishments and Sales

| Kind-of-business group—Continued | | | | | | | | | | | | | | | | | | Line No. | |
|----------------------------------|-----------------|-----------------------------|-----------------|--|-----------------|------------------------|-----------------|---------------------------|-----------------|--|-----------------|---------------------------------|-----------------|---------------------------|-----------------|---------------------------|-----------------|----------|----|
| General merchandise group | | Apparel, accessories stores | | Furniture, home furnishings, appliance dealers | | Automotive group | | Gasoline service stations | | Lumber, bldg. matls., hardware, farm equipment dealers | | Drug stores, proprietary stores | | Other retail stores | | Nonstore retailers | | | |
| Estab-lish-ments (Number) | Sales (\$1,000) | Estab-lish-ments (Number) | Sales (\$1,000) | Estab-lish-ments (Number) | Sales (\$1,000) | Estab-lish-ments (No.) | Sales (\$1,000) | Estab-lish-ments (Number) | Sales (\$1,000) | Estab-lish-ments (Number) | Sales (\$1,000) | Estab-lish-ments (No.) | Sales (\$1,000) | Estab-lish-ments (Number) | Sales (\$1,000) | Estab-lish-ments (Number) | Sales (\$1,000) | | |
| 3,107 | 1,108,400 | 7,589 | 753,894 | 4,810 | 517,526 | 4,349 | 1,805,007 | 8,920 | 605,189 | 6,225 | 813,898 | 3,171 | 333,155 | 12,821 | 977,404 | 4,962 | 678,147 | 1 | |
| 22 | 9,000 | 4 | 3,609 | 37 | 4,412 | 38 | 9,484 | 83 | 3,015 | 53 | 6,911 | 16 | 2,374 | 103 | 5,700 | 26 | 837 | 2 | |
| 16 | 8,870 | 48 | (D) | 32 | 4,296 | 30 | 4,251 | 53 | 2,126 | 32 | 5,532 | 14 | (D) | 84 | 4,375 | 26 | (D) | 3 | |
| 6 | 130 | 1 | (D) | 5 | 116 | 2 | 1,233 | 30 | 889 | 21 | 1,379 | 2 | (D) | 19 | 1,325 | ... | (D) | 4 | |
| 14 | 1,102 | 18 | 1,403 | 16 | 1,038 | 19 | 5,745 | 38 | 2,657 | 11 | 800 | 9 | 431 | 24 | 1,521 | 8 | 48 | 5 | |
| 8 | 921 | 18 | 1,403 | 12 | 972 | 15 | (D) | 16 | 1,975 | 9 | (D) | 8 | (D) | 22 | (D) | 4 | 22 | 6 | |
| 6 | 181 | ... | ... | 4 | 66 | 4 | (D) | 22 | 682 | 2 | (D) | 1 | (D) | 22 | (D) | 4 | 26 | 7 | |
| 6 | 702 | 8 | 321 | 7 | 294 | 15 | 2,441 | 29 | 1,107 | 18 | 1,371 | 5 | (D) | 14 | 1,658 | 2 | (D) | 8 | |
| 4 | 592 | 6 | (D) | 6 | (D) | 11 | 1,668 | 9 | 484 | 7 | 941 | 2 | (D) | 7 | 995 | 2 | (D) | 9 | |
| 2 | (D) | 2 | (D) | 1 | (D) | 4 | 773 | 20 | 623 | 11 | 430 | 3 | 46 | 7 | 863 | ... | ... | 10 | |
| 5 | 1,129 | 10 | 481 | 9 | 552 | 13 | 4,855 | 27 | 1,617 | 24 | 2,463 | 5 | 390 | 30 | 2,028 | 7 | 82 | 11 | |
| 4 | (D) | 10 | 481 | 7 | (D) | 12 | (D) | 18 | 1,109 | 14 | 1,303 | 5 | 390 | 23 | 1,483 | 2 | (D) | 12 | |
| 1 | (D) | ... | ... | 2 | (D) | 1 | (D) | 9 | 508 | 10 | 1,160 | ... | ... | 7 | 545 | 5 | (D) | 13 | |
| 3 | 165 | 4 | 269 | 7 | 205 | 5 | 1,080 | 10 | 524 | 18 | 1,654 | 4 | (D) | 18 | (D) | 4 | 20 | 14 | |
| 20 | 1,488 | 25 | 839 | 29 | 1,052 | 35 | 7,419 | 49 | 2,280 | 21 | 8,420 | 19 | 741 | 49 | 3,826 | 22 | 535 | 15 | |
| 8 | 768 | 10 | 539 | 14 | 554 | 17 | 2,553 | 14 | 539 | 2 | 2,299 | 3 | 236 | 14 | 1,318 | 3 | 43 | 16 | |
| 3 | 372 | 6 | 116 | 1 | (D) | 5 | 1,800 | 6 | 318 | 8 | 1,066 | 2 | (D) | 7 | 153 | 8 | 339 | 17 | |
| 9 | 348 | 9 | 184 | 14 | (D) | 13 | 2,666 | 29 | 1,352 | 51 | 5,055 | 14 | (D) | 28 | 2,355 | 11 | 153 | 18 | |
| 15 | 1,381 | 2 | (D) | 2 | (D) | 4 | 591 | 22 | 785 | 7 | 827 | ... | ... | 11 | 857 | ... | ... | 19 | |
| 9 | 628 | 15 | 732 | 16 | 569 | 18 | 4,033 | 32 | 1,688 | 35 | 5,069 | 5 | 282 | 33 | 4,100 | 7 | 80 | 20 | |
| 2 | (D) | 9 | 385 | 3 | 192 | 9 | 1,536 | 10 | 680 | 3 | 2,1 | 2 | (D) | 9 | 514 | 2 | (D) | 21 | |
| 7 | (D) | 6 | 347 | 13 | 377 | 9 | 2,497 | 22 | 1,008 | 32 | 4,788 | 3 | (D) | 24 | 3,586 | 5 | (D) | 22 | |
| 8 | 899 | 11 | 571 | 4 | 201 | 16 | 2,922 | 27 | 1,308 | 29 | 2,704 | 8 | 473 | 16 | 420 | 11 | 131 | 23 | |
| 2 | (D) | 8 | (D) | 3 | (D) | 8 | 1,536 | 15 | 659 | 8 | 809 | 3 | (D) | 9 | 208 | 1 | (D) | 24 | |
| 6 | (D) | 3 | (D) | 1 | (D) | 8 | 1,286 | 12 | 649 | 21 | 1,895 | 5 | (D) | 7 | 212 | 10 | (D) | 25 | |
| 32 | 17,037 | 67 | 5,941 | 59 | 4,969 | 54 | 21,697 | 137 | 8,974 | 74 | 13,596 | 30 | 4,035 | 137 | 10,403 | 46 | 1,762 | 26 | |
| 14 | 13,890 | 47 | 5,120 | 31 | 3,644 | 26 | 15,594 | 59 | 4,224 | 18 | 5,600 | 17 | 2,545 | 66 | 6,274 | 20 | 795 | 27 | |
| 5 | 577 | 8 | 402 | 5 | 277 | 9 | 3,933 | 12 | 1,263 | 6 | 873 | 3 | 315 | 6 | 549 | 4 | 18 | 28 | |
| 3 | 2,222 | 10 | (D) | 16 | 894 | 7 | 434 | 26 | 1,833 | 7 | 1,428 | 5 | 1,044 | 32 | (D) | 9 | (D) | 29 | |
| 10 | 348 | 2 | (D) | 7 | 154 | 12 | 1,736 | 40 | 1,654 | 43 | 5,695 | 4 | 131 | 33 | (D) | 13 | (D) | 30 | |
| 21 | 2,557 | 25 | 1,581 | 34 | 2,425 | 29 | 7,827 | 61 | 2,510 | 54 | 5,792 | 14 | 898 | 50 | 7,598 | 13 | 259 | 31 | |
| 4 | 509 | 10 | 602 | 11 | 600 | 9 | 2,153 | 18 | 780 | 18 | 1,574 | 2 | (D) | 14 | (D) | ... | ... | 32 | |
| 8 | 1,715 | 12 | 932 | 12 | 1,372 | 11 | 4,134 | 24 | 1,107 | 13 | 1,451 | 7 | 539 | 31 | 1,651 | 6 | 92 | 33 | |
| 9 | 333 | 3 | 47 | 11 | 453 | 9 | 1,540 | 19 | 623 | 23 | 2,767 | 5 | (D) | 5 | (D) | 7 | 167 | 34 | |
| 17 | 673 | 6 | 216 | 17 | 664 | 17 | 3,276 | 32 | 1,550 | 28 | 3,036 | 10 | 359 | 39 | 2,975 | 5 | 64 | 35 | |
| 6 | 252 | 3 | 110 | 4 | 217 | 6 | 1,759 | 9 | 626 | 11 | 1,076 | 4 | (D) | 10 | 491 | 1 | (D) | 36 | |
| 2 | (D) | 2 | (D) | 9 | 382 | 9 | (D) | 12 | 386 | 9 | 1,387 | 2 | (D) | 15 | 703 | ... | ... | 37 | |
| 9 | (D) | 1 | (D) | 4 | 72 | 2 | (D) | 11 | 538 | 8 | 573 | 4 | 69 | 14 | 1,781 | 4 | (D) | 38 | |
| 24 | 2,035 | 13 | 745 | 14 | 817 | 13 | 2,719 | 33 | 1,510 | 22 | 1,754 | 7 | (D) | 28 | 1,328 | ... | (D) | 39 | |
| 7 | 884 | 10 | 672 | 7 | 441 | 9 | 1,842 | 13 | 819 | 7 | 941 | 5 | 194 | 15 | 495 | ... | ... | 40 | |
| 17 | 1,151 | 3 | 73 | 7 | 376 | 4 | 877 | 20 | 691 | 15 | 813 | 2 | (D) | 13 | 633 | ... | (D) | 41 | |
| 22 | 932 | 19 | 524 | 13 | 679 | 20 | 3,234 | 32 | 1,097 | 37 | 4,042 | 4 | 194 | 21 | 1,573 | 16 | 196 | 42 | |
| 2 | (D) | 6 | 243 | 2 | (D) | 5 | 561 | 7 | 312 | 6 | 698 | 1 | (D) | 2 | 396 | 4 | 24 | 43 | |
| ... | (D) | ... | ... | ... | (D) | ... | (D) | ... | ... | ... | (D) | ... | ... | ... | ... | ... | ... | (D) | 44 |
| 20 | (D) | 13 | 281 | 11 | (D) | 14 | (D) | 25 | 785 | 30 | (D) | 3 | (D) | 19 | 1,177 | 10 | (D) | 45 | |
| 25 | 4,158 | 40 | 2,776 | 19 | 2,145 | 42 | 10,028 | 56 | 3,242 | 40 | 4,298 | 10 | 1,411 | 82 | 5,263 | 23 | 556 | 46 | |
| 7 | 845 | 11 | 720 | 8 | (D) | 19 | (D) | 18 | 897 | 8 | 712 | 3 | 448 | 30 | (D) | 6 | (D) | 47 | |
| 8 | 2,783 | 29 | 2,056 | 9 | 1,105 | 22 | 6,462 | 25 | 1,895 | 21 | 2,540 | 7 | 963 | 48 | 2,406 | 16 | 494 | 48 | |
| 11 | 530 | ... | ... | 2 | (D) | 1 | (D) | 13 | 450 | 11 | 1,046 | ... | ... | 4 | (D) | 1 | (D) | 49 | |
| 1,200 | 704,818 | 4,492 | 523,641 | 2,107 | 296,795 | 1,280 | 908,773 | 2,713 | 262,421 | 1,864 | 262,878 | 1,751 | 200,679 | 6,913 | 539,754 | 2,841 | 608,159 | 50 | |
| 3 | 576 | 6 | 530 | 8 | 842 | 6 | 4,827 | 15 | 1,271 | 7 | 1,260 | 3 | 554 | 24 | 1,966 | 10 | 814 | 51 | |
| 3 | 389 | 4 | 237 | 2 | (D) | 4 | 1,000 | 9 | 778 | 4 | 599 | 2 | (D) | 10 | 805 | 2 | (D) | 52 | |
| 1 | (D) | 1 | (D) | 1 | (D) | 3 | (D) | 13 | 745 | 4 | 207 | 3 | 309 | 6 | 555 | 4 | 18 | 53 | |
| 1 | (D) | ... | ... | ... | ... | ... | ... | ... | (D) | 2 | (D) | ... | ... | ... | ... | ... | ... | ... | 54 |
| 19 | 3,562 | 55 | 5,438 | 24 | 3,941 | 26 | 13,788 | 47 | 3,343 | 22 | (D) | 19 | 2,402 | ... | ... | ... | ... | 55 | |
| 4 | 1,638 | 18 | 2,100 | 10 | 941 | 20 | 12,475 | 29 | 2,011 | 15 | 3,687 | 7 | 968 | 35 | (D) | 41 | 2,005 | 56 | |
| 4 | 196 | 4 | 348 | 2 | (D) | 3 | 142 | 4 | 506 | 6 | 1,035 | 2 | (D) | 9 | 550 | 1 | (D) | 57 | |
| 5 | 292 | 3 | 172 | 10 | 610 | 5 | 1,405 | 13 | 876 | 5 | 253 | 6 | 494 | 12 | 966 | 9 | 781 | 58 | |
| 3 | (D) | 3 | 56 | 5 | 328 | 17 | 1,663 | 10 | 593 | 2 | (D) | 13 | (D) | 13 | 1,969 | 4 | 56 | 59 | |
| ... | (D) | 1 | (D) | 1 | (D) | ... | ... | ... | ... | ... | ... | ... | ... | ... | ... | ... | ... | (D) | 60 |
| 953 | 599,294 | 3,776 | 435,765 | 1,650 | 248,708 | 931 | 690,832 | 1,807 | 183,867 | 1,359 | 166,125 | 1,465 | 160,914 | 5,621 | 443,839 | 2,304 | 575,204 | 61 | |
| 8 | 5,533 | 30 | 3,262 | 29 | 3,266 | 17 | 12,000 | 31 | 3,623 | 13 | 2,578 | 8 | 910 | 55 | 3,481 | 13 | 656 | 62 | |
| 21 | 1,329 | 54 | 4,517 | 34 | 2,685 | 23 | 16,005 | 45 | 3,571 | 35 | 5,669 | 24 | 2,246 | 116 | 9,320 | 31 | 1,067 | 63 | |
| 6 | 1,286 | 22 | 1,850 | 13 | 858 | 15 | 5,689 | 19 | 1,641 | 18 | 3,866 | 6 | 1,126 | 35 | 4,651 | 13 | 1,579 | 64 | |
| 2 | (D) | 7 | 292 | ... | ... | ... | (D) | 6 | 254 | 2 | (D) | 2 | (D) | 8 | 882 | 4 | 74 | 65 | |
| ... | (D) | 7 | 415 | 6 | 533 | 1 | (D) | 2 | (D) | 1 | (D) | ... | ... | 4 | (D) | 6 | 152 | 66 | |
| 6 | (D) | 12 | 1,418 | 10 | 945 | 5 | 3,084 | 5 | 1,357 | 5 | 1,129 | 5 | 871 | 23 | (D) | 11 | 621 | 67 | |
| 21 | 25,009 | 100 | 19,015 | 71 | 9,738 | 35 | 24,364 | 45 | 3,946 | 24 | 4,389 | 27 | 3,893 | 140 | 9,190 | 35 | 3,228 | 68 | |
| 5 | (D) | 14 | 3,033 | 5 | 276 | 4 | 295 | 11 | 1,581 | 8 | 2,872 | 6 | 2,263 | 17 | (D) | 11 | 1,221 | 69 | |
| ... | (D) | ... | ... | ... | ... | ... | ... | ... | (D) | 1 | (D) | 1 | (D) | 1 | (D) | 1 | (D) | 70 | |
| 7 | 277 | 5 | 112 | 5 | 859 | 5 | 1,044 | 15 | 2,068 | 11 | 2,964 | 7 | 501 | 30 | 6,025 | 22 | 2,617 | 71 | |
| 5 | 380 | 6 | 267 | 3 | 189 | 4 | 100 | 12 | 1,122 | 6 | 449 | 3 | 388 | 12 | 1,140 | 12 | 286 | 72 | |
| 4 | 342 | 4 | 181 | 2 | (D) | 1 | (D) | 3 | 370 | 2 | (D) | 2 | (D) | 11 | 436 | 4 | 100 | 73 | |
| 4 | (D) | 6 | 678 | 3 | 99 | 2 | (D) | 15 | 1,068 | 4 | 1,155 | 2 | (D) | 11 | 754 | 7 | 312 | 74 | |
| 6 | 2,116 | 17 | 1,460 | 11 | 1,047 | 22 | 10,329 | 30 | 2,319 | 20 | 916 | 8 | 1,065 | 36 | 1,928 | 6 | 169 | 75 | |
| ... | (D) | ... | ... | ... | ... | ... | ... | ... | (D) | 3 | (D) | ... | ... | 3 | 158 | 1 | (D) | 76 | |
| ... | (D) | 2 | (D) | ... | ... | ... | ... | ... | 5 | 363 | 1 | (D) | ... | 15 | 727 | ... | ... | 77 | |
| 2 | (D) | 1 | (D) | ... | ... | ... | ... | ... | 2 | (D) | 7 | 521 | ... | 7 | 202 | 2 | (D) | 78 | |
| 3 | (D) | 12 | 430 | 2 | (D) | 3 | (D) | 10 | 797 | 5 | 1,388 | 2 | (D) | 12 | 925 | 7 | 126 | 79 | |

RETAIL TRADE—AREA STATISTICS

Table 102. RETAIL TRADE: 1954 — COUNTIES;
Total Retail — Establishments, Sales, Payroll, and Personnel;

| Line No. | County and city | Total | | | | | | | | Kind-of-business group | | | | | | | | |
|----------|------------------------------------|----------------|-----------------|------------------------------|--------------------------------|--------------------------------------|--|------------------|--|------------------------|----------|----------------------------|--------|-----|-----|-----|-----|-----|
| | | Establishments | | Sales | | Payroll, entire year (\$1,000) | Paid employees, workweek ended nearest Nov. 15 | | Proprietors (unincorporated businesses only) (Number) | Food stores | | Eating, drinking places | | | | | | |
| | | Total | With payroll | Total, all establishments | Establishments with payroll | | Total | Full workweek | | Establishments | Sales | Establishments | Sales | | | | | |
| | | (Number) | (Number) | (\$1,000) | (\$1,000) | (Number) | (Number) | (Number) | (Number) | (\$1,000) | (Number) | (\$1,000) | | | | | | |
| 1 | Cook County--Con. | | | | | | | | | | | | | | | | | |
| 2 | Kenilworth..... | 9 | 7 | 682 | (D) | 108 | 31 | 24 | 5 | 2 | (L) | ... | ... | ... | ... | ... | ... | ... |
| 3 | La Grange..... | 200 | 158 | 43,235 | 42,371 | 4,735 | 1,641 | 1,127 | 180 | 32 | 11,905 | 19 | 1,436 | | | | | |
| 4 | La Grange Park..... | 32 | 24 | 7,281 | 7,149 | 1,234 | 403 | 350 | 28 | 4 | 261 | 2 | (D) | | | | | |
| 5 | Lansing..... | 133 | 83 | 12,411 | 11,049 | 907 | 367 | 278 | 155 | 19 | 2,156 | 13 | 612 | | | | | |
| 6 | Lemont..... | 60 | 42 | 5,362 | 4,756 | 364 | 150 | 101 | 70 | 13 | 1,306 | 22 | 830 | | | | | |
| 7 | Lincolnwood..... | 52 | 46 | 8,805 | 8,597 | 1,488 | 544 | 425 | 50 | 8 | 2,029 | 16 | 3,350 | | | | | |
| 8 | Lyons..... | 92 | 56 | 6,731 | 5,891 | 889 | 297 | 216 | 108 | 17 | 2,231 | 38 | 2,570 | | | | | |
| 9 | Markham..... | 18 | 14 | 817 | 759 | 76 | 48 | 34 | 19 | 3 | 159 | 3 | 147 | | | | | |
| 10 | Maywood..... | 202 | 150 | 27,956 | 26,500 | 3,029 | 952 | 695 | 219 | 57 | 7,423 | 24 | 1,876 | | | | | |
| 11 | Melrose Park..... | 182 | 118 | 23,927 | 22,575 | 2,834 | 927 | 736 | 187 | 23 | 7,070 | 50 | 2,161 | | | | | |
| 12 | Midlothian..... | 28 | 20 | 4,620 | 4,272 | 508 | 191 | 140 | 30 | 8 | 1,850 | 5 | 752 | | | | | |
| 13 | Morton Grove..... | 61 | 47 | 5,627 | 5,247 | 671 | 302 | 209 | 66 | 12 | 2,109 | 23 | 1,854 | | | | | |
| 14 | Mount Prospect..... | 50 | 36 | 9,857 | 9,461 | 777 | 312 | 198 | 56 | 11 | 4,237 | 9 | 704 | | | | | |
| 15 | Niles..... | 66 | 46 | 4,634 | 4,302 | 507 | 240 | 169 | 64 | 9 | 1,365 | 26 | 1,636 | | | | | |
| 16 | Norridge..... | 23 | 19 | 3,028 | 2,976 | 370 | 122 | 88 | 23 | 8 | 2,341 | 7 | 411 | | | | | |
| 17 | Northbrook..... | 39 | 27 | 5,040 | 4,876 | 539 | 209 | 129 | 31 | 6 | 1,946 | 9 | 735 | | | | | |
| 18 | North Lake..... | 28 | 10 | 2,750 | 2,294 | 207 | 85 | 56 | 31 | 9 | 1,699 | 6 | 286 | | | | | |
| 19 | North Riverside..... | 32 | 18 | 1,597 | 1,207 | 150 | 66 | 49 | 37 | 7 | 363 | 13 | 671 | | | | | |
| 20 | Oak Lawn..... | 204 | 124 | 25,543 | 23,589 | 2,342 | 794 | 549 | 226 | 37 | 8,581 | 59 | 2,613 | | | | | |
| 21 | Oak Park..... | 531 | 381 | 118,961 | 116,125 | 14,272 | 4,776 | 3,490 | 466 | 101 | 19,032 | 51 | 2,980 | | | | | |
| 22 | Palatine..... | 74 | 50 | 7,890 | 7,490 | 744 | 291 | 206 | 92 | 13 | 3,261 | 14 | 453 | | | | | |
| 23 | Park Forest..... | 48 | 40 | 13,882 | 13,770 | 1,514 | 618 | 390 | 39 | 8 | (L) | 2 | (D) | | | | | |
| 24 | Park Ridge..... | 152 | 116 | 26,363 | 25,639 | 2,992 | 941 | 709 | 131 | 31 | 6,961 | 13 | 1,090 | | | | | |
| 25 | Phoenix..... | 20 | 10 | 556 | 478 | 30 | 21 | 18 | 21 | 4 | 157 | 12 | 201 | | | | | |
| 26 | Riverdale..... | 41 | 29 | 3,702 | 3,378 | 308 | 135 | 99 | 43 | 8 | 1,447 | 10 | 312 | | | | | |
| 27 | River Forest..... | 60 | 48 | 5,839 | 5,445 | 3,641 | 1,324 | 879 | 64 | 10 | 2,434 | 6 | 397 | | | | | |
| 28 | River Grove..... | 66 | 36 | 5,226 | 4,602 | 489 | 218 | 162 | 82 | 7 | 716 | 28 | 1,310 | | | | | |
| 29 | Riverside..... | 67 | 45 | 5,650 | 5,216 | 679 | 242 | 166 | 64 | 12 | 2,378 | 11 | 394 | | | | | |
| 30 | Robbins..... | 31 | 13 | 903 | 721 | 76 | 37 | 29 | 31 | 10 | 267 | 11 | 138 | | | | | |
| 31 | Skokie..... | 216 | 162 | 34,061 | 32,651 | 3,998 | 1,341 | 1,014 | 226 | 30 | 7,034 | 55 | 5,473 | | | | | |
| 32 | South Holland..... | 55 | 27 | 3,869 | 3,305 | 300 | 177 | 67 | 66 | 18 | 984 | 5 | 144 | | | | | |
| 33 | Steger (part) ² | 25 | 17 | 2,382 | 1,960 | 235 | 72 | 63 | 32 | 4 | 930 | 7 | 237 | | | | | |
| 34 | Stickney..... | 20 | 16 | 2,189 | 2,139 | 240 | 99 | 89 | 22 | 3 | 1,011 | 10 | 825 | | | | | |
| 35 | Summit..... | 107 | 61 | 7,010 | 6,058 | 640 | 235 | 175 | 115 | 27 | 1,911 | 35 | 1,321 | | | | | |
| 36 | Tinley Park..... | 37 | 35 | 4,744 | (D) | 448 | 176 | 121 | 42 | 7 | 1,757 | 7 | 357 | | | | | |
| 37 | Westchester..... | 33 | 15 | 2,507 | 1,999 | 188 | 72 | 36 | 30 | 11 | 1,396 | 2 | (D) | | | | | |
| 38 | Western Springs..... | 36 | 22 | 4,762 | 4,322 | 455 | 181 | 125 | 39 | 6 | 2,639 | 2 | (D) | | | | | |
| 39 | Wilmette..... | 143 | 113 | 23,468 | 22,486 | 2,720 | 773 | 580 | 139 | 30 | 8,254 | 20 | 1,047 | | | | | |
| 40 | Winnetka..... | 135 | 103 | 23,227 | 22,551 | 3,284 | 970 | 815 | 124 | 18 | 4,615 | 10 | 743 | | | | | |
| 41 | Remainder of County..... | 874 | 544 | 78,537 | 70,747 | 12,820 | 4,274 | 3,287 | 935 | 150 | 18,306 | 333 | 21,747 | | | | | |
| 42 | Crawford County..... | 263 | 183 | 19,326 | 16,916 | 1,653 | 818 | 639 | 276 | 51 | 4,763 | 37 | 1,050 | | | | | |
| 43 | Robinson..... | 116 | 88 | 11,466 | 10,066 | 1,046 | 510 | 395 | 109 | 20 | 2,587 | 18 | 641 | | | | | |
| 44 | Remainder of County..... | 147 | 95 | 7,860 | 6,850 | 607 | 308 | 244 | 167 | 31 | 2,176 | 19 | 409 | | | | | |
| 45 | Cumberland County..... | 111 | 63 | 6,602 | 5,754 | 416 | 215 | 162 | 116 | 18 | 1,083 | 17 | 464 | | | | | |
| 46 | De Kalb County..... | 583 | 411 | 60,836 | 56,586 | 4,749 | 1,856 | 1,402 | 681 | 81 | 11,035 | 116 | 4,194 | | | | | |
| 47 | De Kalb..... | 206 | 158 | 28,096 | 26,502 | 2,467 | 922 | 707 | 239 | 28 | 5,450 | 50 | 1,923 | | | | | |
| 48 | Sandwich..... | 58 | 46 | 5,198 | 4,888 | 360 | 146 | 114 | 71 | 8 | 1,245 | 5 | 213 | | | | | |
| 49 | Sycamore..... | 111 | 77 | 10,916 | 10,298 | 881 | 379 | 261 | 122 | 18 | 2,042 | 21 | 775 | | | | | |
| 50 | Remainder of County..... | 208 | 130 | 16,626 | 14,898 | 1,041 | 409 | 320 | 249 | 27 | 2,298 | 40 | 1,223 | | | | | |
| 51 | De Witt County..... | 237 | 167 | 19,886 | 18,468 | 1,636 | 762 | 600 | 270 | 44 | 4,085 | 37 | 1,201 | | | | | |
| 52 | Clinton..... | 130 | 96 | 12,532 | 11,818 | 1,068 | 519 | 408 | 139 | 23 | 2,543 | 20 | 638 | | | | | |
| 53 | Remainder of County..... | 107 | 71 | 7,354 | 6,650 | 568 | 243 | 192 | 131 | 21 | 1,542 | 17 | 563 | | | | | |
| 54 | Douglas County..... | 255 | 197 | 19,877 | 18,935 | 1,596 | 660 | 556 | 279 | 48 | 4,575 | 38 | 1,198 | | | | | |
| 55 | Tuscola..... | 76 | 64 | 7,829 | 7,557 | 665 | 255 | 216 | 73 | 12 | 1,970 | 10 | 317 | | | | | |
| 56 | Remainder of County..... | 179 | 133 | 12,048 | 11,378 | 931 | 405 | 340 | 206 | 36 | 2,605 | 28 | 891 | | | | | |
| 57 | Du Page County..... | 1,371 | 1,005 | 183,889 | 175,421 | 18,966 | 7,055 | 4,890 | 1,421 | 244 | 55,824 | 250 | 12,295 | | | | | |
| 58 | Bensenville..... | 64 | 46 | 6,192 | 6,028 | 591 | 288 | 200 | 10 | 2,642 | 18 | 624 | | | | | | |
| 59 | Clarendon Hills..... | 17 | 9 | 2,813 | 2,529 | 368 | 63 | 44 | 17 | 2 | (D) | 1 | (D) | | | | | |
| 60 | Downers Grove..... | 152 | 112 | 23,356 | 22,570 | 2,467 | 912 | 615 | 145 | 33 | 7,466 | 25 | 893 | | | | | |
| 61 | Elmhurst..... | 217 | 165 | 37,109 | 36,025 | 4,078 | 1,509 | 1,031 | 216 | 44 | 11,820 | 37 | 1,806 | | | | | |
| 62 | Elm Elynn..... | 96 | 66 | 14,027 | 13,277 | 1,398 | 528 | 346 | 91 | 16 | 4,956 | 10 | 560 | | | | | |
| 63 | Hinsdale (part) ¹ | 83 | 67 | 12,537 | 12,163 | 1,398 | 560 | 414 | 82 | 12 | 3,496 | 8 | (D) | | | | | |
| 64 | Lombard..... | 98 | 70 | 12,305 | 11,497 | 1,101 | 493 | 240 | 107 | 18 | 4,696 | 20 | 563 | | | | | |
| 65 | Naperville..... | 93 | 67 | 14,612 | 13,828 | 1,438 | 469 | 365 | 94 | 20 | 3,561 | 16 | 764 | | | | | |
| 66 | Villa Park..... | 75 | 59 | 9,689 | 9,127 | 908 | 314 | 188 | 71 | 16 | 3,784 | 15 | 698 | | | | | |
| 67 | West Chicago..... | 45 | 37 | 4,621 | 4,469 | 407 | 156 | 123 | 53 | 10 | 1,688 | 7 | 218 | | | | | |
| 68 | Westmont..... | 60 | 42 | 5,650 | 5,124 | 450 | 189 | 129 | 65 | 12 | 2,629 | 11 | 309 | | | | | |
| 69 | Wheaton..... | 102 | 86 | 18,973 | 18,543 | 2,133 | 728 | 540 | 104 | 15 | 5,256 | 9 | 483 | | | | | |
| 70 | Remainder of County..... | 269 | 179 | 22,005 | 21,241 | 2,229 | 858 | 655 | 306 | 36 | (D) | 73 | 4,823 | | | | | |
| 71 | Edgar County..... | 312 | 214 | 23,539 | 21,821 | 2,178 | 1,005 | 792 | 311 | 57 | 5,648 | 53 | 1,584 | | | | | |
| 72 | Paris..... | 191 | 145 | 17,257 | 16,475 | 1,649 | 752 | 601 | 185 | 35 | 4,239 | 36 | 1,097 | | | | | |
| 73 | Remainder of County..... | 121 | 69 | 6,282 | 5,346 | 529 | 253 | 191 | 126 | 22 | 1,406 | 17 | 487 | | | | | |
| 74 | Edwards County..... | 111 | 69 | 7,273 | 6,615 | 523 | 232 | 1 | | | | | | | | | | |

RETAIL TRADE—AREA STATISTICS

Table 102. RETAIL TRADE: 1954 — COUNTIES;
Total Retail — Establishments, Sales, Payroll, and Personnel;

| Line No. | County and city | Total | | | | | | | Kind-of-business group | | | | |
|----------|--------------------------------------|----------------|-----------------|-----------------------------------|-------------------------------------|--------------------------------------|--|------------------|---|--------------------------|----------|----------------------------|----------|
| | | Establishments | | Sales | | Payroll, entire year (\$1,000) | Paid employees, workweek ended nearest Nov. 15 | | Proprietors (unincorporated businesses only) (Number) | Food stores | | Eating, drinking places | |
| | | Total | With payroll | Total, all establish- ments | Establish- ments with payroll | | Total | Full workweek | | Estab- lish- ments | Sales | Estab- lish- ments | Sales |
| | | (Number) | (Number) | (\$1,000) | (\$1,000) | (Number) | (Number) | (Number) | (Number) | (Number) | (Number) | (Number) | (Number) |
| 1 | Franklin County..... | 624 | 384 | 34,810 | 30,818 | 2,863 | 1,410 | 1,107 | 637 | 166 | 10,050 | 111 | 2,252 |
| 2 | Benton..... | 153 | 113 | 10,582 | 9,910 | 884 | 427 | 344 | 158 | 36 | 2,421 | 17 | 578 |
| 3 | Christopher..... | 81 | 47 | 4,052 | 3,492 | 347 | 182 | 140 | 85 | 22 | 1,207 | 20 | 301 |
| 4 | West Frankfort..... | 199 | 127 | 13,660 | 12,616 | 1,276 | 572 | 451 | 198 | 44 | 3,803 | 23 | 571 |
| 5 | Zeigler..... | 30 | 14 | 949 | 735 | 65 | 42 | 30 | 33 | 7 | 330 | 11 | 207 |
| 6 | Remainder of County..... | 161 | 83 | 5,567 | 4,065 | 291 | 187 | 142 | 163 | 57 | 2,289 | 40 | 595 |
| 7 | Fulton County..... | 562 | 400 | 43,776 | 40,644 | 3,687 | 1,680 | 1,324 | 613 | 87 | 9,810 | 105 | 2,638 |
| 8 | Canton..... | 206 | 168 | 22,730 | 21,994 | 2,238 | 951 | 749 | 210 | 32 | 4,821 | 37 | 1,225 |
| 9 | Farmington..... | 52 | 40 | 3,433 | 3,289 | 318 | 156 | 120 | 58 | 10 | 1,054 | 7 | 243 |
| 10 | Lewistown..... | 69 | 47 | 4,690 | 4,228 | 304 | 144 | 115 | 76 | 8 | 955 | 11 | 229 |
| 11 | Remainder of County..... | 235 | 145 | 12,923 | 11,133 | 827 | 429 | 340 | 269 | 37 | 2,980 | 50 | 941 |
| 12 | Gallatin County..... | 127 | 81 | 6,737 | 5,841 | 459 | 236 | 193 | 165 | 25 | 1,330 | 23 | 562 |
| 13 | Greene County..... | 270 | 194 | 18,837 | 17,509 | 1,406 | 659 | 513 | 293 | 48 | 3,480 | 40 | 1,020 |
| 14 | White Hall..... | 53 | 39 | 3,625 | 3,355 | 345 | 149 | 125 | 54 | 10 | 734 | 5 | 110 |
| 15 | Remainder of County..... | 217 | 155 | 15,212 | 14,234 | 1,061 | 510 | 388 | 239 | 38 | 2,746 | 35 | 910 |
| 16 | Grundy County..... | 301 | 183 | 20,795 | 18,523 | 1,568 | 672 | 520 | 325 | 41 | 4,889 | 86 | 2,121 |
| 17 | Morris..... | 143 | 99 | 12,658 | 11,722 | 1,060 | 400 | 303 | 141 | 23 | 3,136 | 24 | 721 |
| 18 | Remainder of County..... | 158 | 84 | 8,137 | 6,801 | 528 | 272 | 217 | 184 | 18 | 1,753 | 62 | 1,400 |
| 19 | Hamilton County..... | 139 | 75 | 7,621 | 6,125 | 394 | 215 | 174 | 153 | 34 | 1,866 | 15 | 251 |
| 20 | McLeansboro..... | 94 | 58 | 6,153 | 5,113 | 348 | 183 | 149 | 100 | 22 | 1,415 | 11 | 203 |
| 21 | Remainder of County..... | 45 | 17 | 1,468 | 1,012 | 46 | 32 | 25 | 53 | 12 | 451 | 4 | 48 |
| 22 | Hancock County..... | 100 | 256 | 24,270 | 21,444 | 1,760 | 815 | 634 | 456 | 84 | 4,840 | 70 | 1,735 |
| 23 | Carthage..... | 85 | 65 | 7,695 | 7,315 | 641 | 274 | 230 | 99 | 14 | 1,185 | 12 | 335 |
| 24 | Remainder of County..... | 315 | 191 | 16,575 | 14,129 | 1,059 | 541 | 404 | 357 | 70 | 3,655 | 58 | 1,400 |
| 25 | Hardin County..... | 73 | 41 | 2,698 | 2,244 | 173 | 93 | 81 | 77 | 24 | 761 | 10 | 327 |
| 26 | Henderson County..... | 91 | 55 | 5,936 | 5,272 | 440 | 193 | 161 | 106 | 23 | 1,326 | 17 | 811 |
| 27 | Henry County..... | 644 | 448 | 56,557 | 52,867 | 4,477 | 1,896 | 1,453 | 729 | 102 | 10,697 | 127 | 3,466 |
| 28 | Galva..... | 74 | 40 | 4,355 | 3,725 | 291 | 125 | 94 | 87 | 9 | 1,110 | 13 | 289 |
| 29 | Ceneseo..... | 86 | 64 | 9,265 | 8,871 | 674 | 277 | 209 | 106 | 12 | 1,745 | 12 | 470 |
| 30 | Kewanee..... | 268 | 200 | 26,648 | 25,612 | 2,528 | 1,055 | 802 | 275 | 52 | 5,767 | 55 | 1,422 |
| 31 | Remainder of County..... | 216 | 144 | 16,289 | 14,659 | 984 | 439 | 348 | 261 | 29 | 2,075 | 47 | 1,285 |
| 32 | Iroquois County..... | 449 | 309 | 35,049 | 32,539 | 2,694 | 1,149 | 915 | 520 | 57 | 5,857 | 93 | 3,256 |
| 33 | Watsela..... | 103 | 77 | 11,590 | 11,314 | 1,156 | 452 | 369 | 110 | 12 | 2,321 | 14 | 849 |
| 34 | Remainder of County..... | 346 | 232 | 23,459 | 21,225 | 1,538 | 697 | 546 | 410 | 45 | 3,536 | 79 | 2,407 |
| 35 | Jackson County..... | 459 | 295 | 34,717 | 31,747 | 3,222 | 1,383 | 1,101 | 475 | 98 | 7,592 | 86 | 2,655 |
| 36 | Carbondale..... | 170 | 126 | 16,776 | 16,020 | 1,771 | 744 | 594 | 167 | 30 | 3,570 | 20 | 939 |
| 37 | Murphysboro..... | 182 | 116 | 14,141 | 12,805 | 1,234 | 522 | 417 | 191 | 45 | 2,965 | 34 | 973 |
| 38 | Remainder of County..... | 107 | 53 | 3,800 | 2,922 | 217 | 117 | 90 | 117 | 23 | 1,057 | 32 | 743 |
| 39 | Jasper County..... | 144 | 86 | 7,241 | 6,495 | 504 | 233 | 189 | 166 | 25 | 1,755 | 16 | 344 |
| 40 | Newton..... | 86 | 68 | 5,937 | 5,653 | 434 | 197 | 164 | 104 | 12 | 1,457 | 12 | 276 |
| 41 | Remainder of County..... | 58 | 18 | 1,304 | 842 | 70 | 36 | 25 | 62 | 13 | 298 | 4 | 68 |
| 42 | Jefferson County..... | 419 | 275 | 32,447 | 30,123 | 3,407 | 1,344 | 1,091 | 429 | 93 | 6,920 | 62 | 1,841 |
| 43 | Mt. Vernon..... | 315 | 211 | 27,414 | 25,708 | 3,053 | 1,173 | 962 | 316 | 66 | 5,187 | 53 | 1,630 |
| 44 | Remainder of County..... | 104 | 64 | 5,033 | 4,415 | 354 | 171 | 129 | 113 | 27 | 1,733 | 9 | 211 |
| 45 | Jersey County..... | 184 | 120 | 14,353 | 13,191 | 1,239 | 483 | 389 | 209 | 39 | 3,360 | 45 | 1,034 |
| 46 | Jerseyville..... | 123 | 91 | 12,764 | 12,104 | 1,160 | 434 | 351 | 129 | 24 | 2,828 | 21 | 506 |
| 47 | Remainder of County..... | 61 | 29 | 1,589 | 1,087 | 79 | 49 | 38 | 80 | 15 | 532 | 24 | 528 |
| 48 | Jo Daviess County..... | 331 | 245 | 22,652 | 20,640 | 1,788 | 810 | 606 | 356 | 48 | 4,158 | 79 | 2,799 |
| 49 | Galena..... | 93 | 67 | 5,432 | 5,204 | 501 | 246 | 180 | 93 | 19 | 1,378 | 19 | 769 |
| 50 | Remainder of County..... | 238 | 178 | 17,220 | 15,436 | 1,287 | 564 | 426 | 263 | 29 | 2,780 | 60 | 2,030 |
| 51 | Johnson County..... | 110 | 64 | 6,636 | 5,758 | 443 | 275 | 217 | 112 | 32 | 1,442 | 20 | 506 |
| 52 | Kane County..... | 1,638 | 1,238 | 212,477 | 202,155 | 24,046 | 8,455 | 6,224 | 1,685 | 317 | 48,069 | 342 | 16,118 |
| 53 | Aurora..... | 641 | 473 | 88,418 | 84,060 | 10,522 | 3,679 | 2,721 | 623 | 149 | 21,483 | 122 | 5,213 |
| 54 | Batavia..... | 71 | 51 | 6,432 | 5,948 | 548 | 217 | 137 | 97 | 17 | 2,103 | 11 | 423 |
| 55 | Elgin (part) ³ | 411 | 329 | 65,976 | 63,872 | 7,728 | 2,653 | 1,924 | 414 | 66 | 13,618 | 60 | 2,878 |
| 56 | Geneva..... | 98 | 80 | 11,534 | 11,180 | 1,295 | 509 | 392 | 103 | 15 | 3,206 | 16 | 969 |
| 57 | St. Charles..... | 112 | 86 | 14,116 | 13,216 | 1,349 | 407 | 304 | 126 | 18 | 3,124 | 28 | 1,368 |
| 58 | Remainder of County..... | 305 | 219 | 26,001 | 23,879 | 2,604 | 990 | 746 | 322 | 52 | 4,535 | 105 | 5,267 |
| 59 | Kankakee County..... | 878 | 556 | 91,612 | 85,200 | 9,358 | 3,376 | 2,744 | 912 | 156 | 21,251 | 243 | 7,674 |
| 60 | Bradley..... | 83 | 41 | 6,507 | 5,807 | 519 | 189 | 157 | 87 | 16 | 1,766 | 31 | 438 |
| 61 | Kankakee..... | 497 | 343 | 63,622 | 60,582 | 7,290 | 2,559 | 2,075 | 485 | 82 | 14,965 | 132 | 4,010 |
| 62 | Monence..... | 80 | 48 | 7,611 | 7,051 | 483 | 202 | 151 | 79 | 15 | 2,039 | 20 | 390 |
| 63 | Remainder of County..... | 218 | 124 | 13,872 | 11,760 | 1,066 | 426 | 361 | 261 | 43 | 2,481 | 60 | 1,836 |
| 64 | Kendall County..... | 145 | 99 | 12,031 | 10,965 | 833 | 332 | 246 | 165 | 27 | 3,893 | 21 | 815 |
| 65 | Knox County..... | 649 | 481 | 68,547 | 64,855 | 7,281 | 3,095 | 2,446 | 667 | 107 | 14,269 | 124 | 5,216 |
| 66 | Abingdon..... | 51 | 37 | 3,924 | 3,494 | 375 | 129 | 100 | 59 | 15 | 1,396 | 7 | 233 |
| 67 | Galesburg..... | 434 | 342 | 52,059 | 50,269 | 6,015 | 2,543 | 2,014 | 426 | 59 | 10,665 | 79 | 3,493 |
| 68 | Remainder of County..... | 164 | 102 | 12,564 | 11,092 | 891 | 423 | 332 | 182 | 33 | 2,208 | 38 | 1,490 |
| 69 | Lake County..... | 2,081 | 1,485 | 248,486 | 234,310 | 25,964 | 9,029 | 6,672 | 2,217 | 322 | 62,063 | 577 | 22,936 |
| 70 | Barrington (part) ² | 44 | 30 | 8,458 | 8,282 | 848 | 211 | 167 | 37 | 2 | (D) | 6 | 157 |
| 71 | Deerfield..... | 42 | 30 | 3,613 | 3,519 | 343 | 132 | 90 | 44 | 6 | 1,665 | 5 | 175 |
| 72 | Grayslake..... | 51 | 35 | 8,039 | 7,731 | 581 | 202 | 158 | 51 | 9 | 1,639 | 4 | 161 |
| 73 | Highland Park..... | 165 | 131 | 34,936 | 34,196 | 4,027 | 1,118 | 878 | 150 | 28 | 7,646 | 12 | 447 |
| 74 | Highwood..... | 62 | 52 | 5,894 | 5,488 | 506 | 186 | 116 | 82 | 8 | 2,505 | 27 | 1,223 |

Standard Notes: (D) Withheld to avoid disclosure. (NA) Not available. XXX Not applicable. (Z) Less than \$500. ... Represents zero.

²Barrington is in Cook and Lake Counties. ³Elgin is in Cook and Kane Counties.

CITIES OF 2,500 INHABITANTS OR MORE — Continued

Kind-of-Business Group — Establishments and Sales

| Kind-of-business group—Continued | | | | | | | | | | | | | | | | | | Line No. |
|----------------------------------|-----------------|-----------------------------|-----------------|--|-----------------|----------------------|-----------------|---------------------------|-----------------|--|-----------------|---------------------------------|-----------------|-------------------------|-----------------|-------------------------|-----------------|----------|
| General merchandise group | | Apparel, accessories stores | | Furniture, home furnishings, appliance dealers | | Automotive group | | Gasoline service stations | | Lumber, bldg. matls., hardware, farm equipment dealers | | Drug stores, proprietary stores | | Other retail stores | | Nonstore retailers | | |
| Establishments (Number) | Sales (\$1,000) | Establishments (Number) | Sales (\$1,000) | Establishments (Number) | Sales (\$1,000) | Establishments (No.) | Sales (\$1,000) | Establishments (Number) | Sales (\$1,000) | Establishments (Number) | Sales (\$1,000) | Establishments (No.) | Sales (\$1,000) | Establishments (Number) | Sales (\$1,000) | Establishments (Number) | Sales (\$1,000) | |
| 29 | 2,631 | 29 | 2,047 | 40 | 2,053 | 37 | 6,380 | 79 | 3,015 | 30 | 2,067 | 14 | 971 | 69 | 3,113 | 20 | 231 | 1 |
| 8 | 714 | 8 | 466 | 14 | 664 | 10 | 2,392 | 23 | 1,239 | 9 | 972 | 3 | 278 | 20 | 802 | 5 | 56 | 2 |
| 6 | 549 | 5 | (D) | 4 | 177 | 6 | 895 | 5 | 191 | 2 | (D) | 3 | 148 | 8 | 270 | | ... | 3 |
| 8 | 1,140 | 14 | 1,221 | 18 | 962 | 17 | 2,743 | 24 | 984 | 9 | 627 | 4 | 373 | 28 | 1,114 | 10 | 122 | 4 |
| 1 | (D) | 1 | (D) | ... | ... | ... | ... | 5 | 72 | 2 | (D) | 1 | (D) | 1 | (D) | 1 | (D) | 5 |
| 6 | (D) | 1 | (D) | 4 | 250 | 4 | 350 | 22 | 529 | 8 | 267 | 3 | (D) | 12 | (D) | 4 | (D) | 6 |
| 22 | 2,120 | 29 | 1,803 | 36 | 2,278 | 47 | 10,520 | 83 | 3,624 | 60 | 5,685 | 21 | 1,120 | 54 | 3,875 | 18 | 303 | 7 |
| 9 | 1,391 | 16 | 1,487 | 12 | 1,225 | 18 | 5,571 | 29 | 1,540 | 21 | 2,766 | 6 | 642 | 21 | 1,885 | 5 | 176 | 8 |
| 3 | 112 | 2 | (D) | 2 | (D) | 5 | 786 | 7 | 264 | 6 | 374 | 1 | (D) | 3 | 224 | 6 | 62 | 9 |
| 1 | (D) | 4 | 96 | 4 | 312 | 10 | 1,080 | 12 | 487 | 7 | 833 | 1 | (D) | 10 | 500 | 1 | (D) | 10 |
| 9 | (D) | 7 | (D) | 18 | (D) | 14 | 3,083 | 35 | 1,333 | 26 | 1,712 | 13 | (D) | 20 | 1,266 | 6 | (D) | 11 |
| 6 | 514 | 7 | 147 | 6 | 277 | 7 | 714 | 21 | 624 | 19 | 2,142 | 4 | 116 | 7 | (D) | 2 | (D) | 12 |
| 18 | 707 | 17 | 642 | 15 | 785 | 20 | 3,917 | 32 | 1,234 | 38 | 2,980 | 6 | 469 | 26 | 3,530 | 10 | 73 | 13 |
| 3 | 108 | 2 | (D) | 5 | 294 | 5 | 1,148 | 6 | 259 | 8 | 608 | 1 | (D) | 8 | 198 | ... | ... | 14 |
| 15 | 599 | 15 | (D) | 10 | 491 | 15 | 2,769 | 26 | 975 | 30 | 2,372 | 5 | (D) | 18 | 3,332 | 10 | 73 | 15 |
| 7 | 666 | 14 | 884 | 13 | 884 | 18 | 3,817 | 50 | 2,556 | 28 | 3,136 | 8 | 375 | 27 | 1,376 | 9 | 91 | 16 |
| 3 | 395 | 11 | 830 | 8 | 631 | 12 | 2,491 | 19 | 1,407 | 13 | 1,539 | 3 | 263 | 19 | (D) | 8 | (D) | 17 |
| 4 | 271 | 3 | 54 | 5 | 253 | 6 | 1,326 | 31 | 1,149 | 15 | 1,597 | 5 | 112 | 8 | (D) | 1 | (D) | 18 |
| 7 | 705 | 2 | (D) | 8 | 313 | 15 | 2,183 | 18 | 660 | 13 | 784 | 3 | 172 | 18 | 535 | 6 | (D) | 19 |
| 3 | 559 | 2 | (D) | 6 | (D) | 11 | (D) | 10 | 464 | 11 | (D) | 3 | 172 | 13 | 314 | 2 | (D) | 20 |
| 4 | 146 | ... | ... | 2 | (D) | 4 | (D) | 8 | 196 | 2 | (D) | ... | ... | 5 | 221 | 4 | 16 | 21 |
| 23 | 1,054 | 12 | 443 | 22 | 973 | 22 | 4,290 | 47 | 1,513 | 57 | 5,171 | 16 | 465 | 42 | 3,665 | 5 | 121 | 22 |
| 2 | (D) | 4 | 224 | 5 | 405 | 8 | 1,927 | 10 | 482 | 14 | 1,691 | 2 | (D) | 13 | 1,047 | 1 | (D) | 23 |
| 21 | (D) | 8 | 219 | 17 | 568 | 14 | 2,363 | 37 | 1,031 | 43 | 3,480 | 14 | (D) | 29 | 2,618 | 4 | (D) | 24 |
| 3 | (D) | 3 | 116 | 2 | (D) | 8 | 697 | 6 | 331 | 5 | 96 | 6 | 129 | 6 | 45 | ... | ... | 25 |
| 1 | (D) | 2 | (D) | 2 | (D) | 1 | (D) | 18 | 625 | 11 | 1,873 | ... | ... | 10 | 759 | 6 | 22 | 26 |
| 26 | 4,379 | 28 | 2,108 | 32 | 2,161 | 48 | 12,586 | 76 | 3,422 | 86 | 9,756 | 16 | 1,403 | 70 | 6,044 | 33 | 535 | 27 |
| 3 | 167 | 2 | (D) | 4 | 114 | 8 | 908 | 7 | 372 | 7 | 679 | 3 | (D) | 13 | 515 | 5 | 43 | 28 |
| 4 | 353 | 5 | 358 | 7 | 588 | 6 | 2,408 | 12 | 487 | 7 | 1,810 | 2 | (D) | 11 | (D) | 8 | 72 | 29 |
| 13 | 3,396 | 20 | 1,723 | 15 | 1,177 | 21 | 6,490 | 27 | 1,398 | 23 | 3,050 | 5 | 849 | 30 | 1,137 | 7 | 239 | 30 |
| 6 | 463 | 1 | (D) | 6 | 282 | 13 | 2,780 | 30 | 1,165 | 49 | 4,217 | 6 | 183 | 16 | (D) | 13 | 181 | 31 |
| 20 | 1,602 | 18 | 822 | 29 | 984 | 31 | 5,187 | 60 | 2,600 | 58 | 8,187 | 13 | 672 | 47 | 5,310 | 23 | 572 | 32 |
| 3 | (D) | 11 | 665 | 6 | 414 | 11 | 3,097 | 8 | 386 | 8 | 1,032 | 3 | 281 | 20 | (D) | 7 | 253 | 33 |
| 17 | (D) | 7 | 157 | 23 | 570 | 20 | 2,090 | 52 | 2,214 | 50 | 7,155 | 10 | 391 | 27 | (D) | 16 | 317 | 34 |
| 20 | 1,633 | 35 | 2,255 | 28 | 1,960 | 29 | 8,504 | 61 | 2,781 | 38 | 3,274 | 12 | 858 | 39 | 2,983 | 13 | 222 | 35 |
| 5 | 657 | 21 | 1,321 | 12 | 951 | 19 | 4,627 | 23 | 1,393 | 11 | 657 | 6 | 454 | 19 | 2,183 | 4 | 24 | 36 |
| 4 | 563 | 12 | (D) | 15 | (D) | 10 | 3,877 | 16 | 867 | 22 | 2,272 | 4 | (D) | 13 | 247 | 7 | (D) | 37 |
| 11 | 413 | 2 | (D) | 1 | (D) | ... | ... | 22 | 521 | 5 | 345 | 2 | (D) | 7 | 553 | 2 | (D) | 38 |
| 12 | 573 | 5 | 235 | 8 | 205 | 6 | 830 | 19 | 748 | 21 | 1,395 | 4 | 101 | 22 | 995 | 6 | 60 | 39 |
| 2 | (D) | 5 | 235 | 6 | (D) | 6 | (D) | 10 | 630 | 11 | 996 | 4 | 101 | 16 | 937 | 2 | (D) | 40 |
| 10 | (D) | ... | ... | 2 | (D) | ... | (D) | 9 | 118 | 10 | 399 | ... | ... | 6 | 58 | 4 | (D) | 41 |
| 21 | 4,100 | 22 | 1,232 | 25 | 1,648 | 27 | 7,874 | 60 | 2,746 | 26 | 2,730 | 11 | 743 | 48 | 2,273 | 24 | 340 | 42 |
| 11 | 3,352 | 21 | (D) | 17 | 1,485 | 22 | 7,465 | 48 | 2,496 | 14 | 1,812 | 9 | (D) | 36 | 1,788 | 18 | 314 | 43 |
| 10 | 748 | 1 | (D) | 8 | 163 | 5 | 409 | 12 | 250 | 12 | 918 | 2 | (D) | 12 | 485 | 6 | 26 | 44 |
| 10 | 639 | 6 | 437 | 5 | 633 | 11 | 3,116 | 19 | 1,189 | 10 | 2,004 | 3 | 400 | 30 | 1,438 | 6 | 103 | 45 |
| 8 | (D) | 6 | 437 | 5 | 633 | 11 | 3,116 | 9 | 868 | 9 | (D) | 3 | 400 | 24 | 1,358 | 3 | (D) | 46 |
| 2 | (D) | ... | ... | ... | ... | ... | ... | 10 | 321 | 1 | (D) | ... | ... | 6 | 80 | 3 | (D) | 47 |
| 19 | 850 | 11 | 248 | 22 | 661 | 18 | 3,689 | 34 | 1,419 | 43 | 3,402 | 8 | 395 | 42 | 4,973 | 7 | 58 | 48 |
| 5 | 263 | 5 | 121 | 9 | 222 | 7 | 923 | 7 | 200 | 7 | 705 | 2 | (D) | 9 | (D) | 4 | 34 | 49 |
| 14 | 587 | 6 | 127 | 13 | 439 | 11 | 2,766 | 27 | 1,219 | 36 | 2,697 | 6 | (D) | 33 | (D) | 3 | 24 | 50 |
| 9 | 528 | 5 | 205 | 4 | 232 | 5 | 1,470 | 18 | 1,529 | 5 | (D) | 2 | (D) | 6 | 238 | 4 | 14 | 51 |
| 39 | 27,230 | 123 | 10,851 | 98 | 8,987 | 103 | 38,362 | 170 | 13,332 | 105 | 17,285 | 54 | 7,739 | 208 | 18,217 | 79 | 6,287 | 52 |
| 14 | 12,073 | 52 | 5,867 | 37 | 4,374 | 45 | 17,056 | 61 | 5,053 | 35 | 4,144 | 19 | 3,838 | 81 | 6,584 | 26 | 2,733 | 53 |
| 1 | (D) | 4 | 199 | 5 | 260 | 2 | (D) | 6 | 524 | 7 | 946 | 2 | (D) | 9 | 691 | 7 | 155 | 54 |
| 11 | 13,469 | 42 | 2,920 | 30 | 2,518 | 25 | 12,993 | 39 | 2,979 | 20 | 4,130 | 20 | 2,367 | 69 | 5,410 | 29 | 2,694 | 55 |
| 4 | 995 | 12 | 1,020 | 9 | 599 | 5 | (D) | 10 | 548 | 8 | 1,419 | 3 | (D) | 12 | 544 | 4 | (D) | 56 |
| 2 | (D) | 8 | 648 | 5 | 270 | 11 | 3,645 | 11 | 1,789 | 7 | 1,753 | 4 | 490 | 13 | 632 | 5 | (D) | 57 |
| 7 | 338 | 5 | 197 | 12 | 966 | 15 | 2,485 | 43 | 2,439 | 28 | 4,893 | 6 | 438 | 24 | 4,056 | 8 | 387 | 58 |
| 24 | 9,354 | 43 | 4,059 | 34 | 5,183 | 43 | 16,732 | 105 | 6,342 | 85 | 10,803 | 19 | 2,083 | 87 | 7,218 | 39 | 913 | 59 |
| 1 | (D) | ... | ... | 4 | (D) | 5 | 146 | 10 | 1,082 | 7 | (D) | 1 | (D) | 6 | (D) | 2 | (D) | 60 |
| 11 | 8,710 | 36 | 3,836 | 24 | 4,514 | 26 | 13,270 | 56 | 3,597 | 33 | 4,795 | 14 | 1,580 | 58 | 3,883 | 25 | 462 | 61 |
| 2 | (D) | 2 | (D) | 2 | (D) | 7 | 1,371 | 7 | 334 | 12 | 1,311 | 2 | (D) | 5 | (D) | 6 | 30 | 62 |
| 10 | 532 | 5 | (D) | 4 | 77 | 5 | 1,945 | 32 | 1,329 | 33 | (D) | 2 | (D) | 18 | 1,449 | 6 | (D) | 63 |
| 8 | 320 | 2 | (D) | 8 | 482 | 9 | 1,978 | 23 | 810 | 17 | 1,489 | 3 | 239 | 19 | (D) | 8 | 173 | 64 |
| 17 | 6,851 | 49 | 3,934 | 28 | 4,203 | 51 | 13,195 | 92 | 4,577 | 46 | 6,155 | 16 | 2,181 | 88 | 7,332 | 31 | 634 | 65 |
| 1 | (D) | 1 | (D) | 1 | (D) | 7 | 1,019 | 6 | 312 | 6 | 512 | 1 | (D) | 4 | 115 | 2 | (D) | 66 |
| 11 | 6,645 | 45 | 3,724 | 23 | 3,860 | 38 | 10,914 | 57 | 3,024 | 17 | 2,754 | 13 | 2,038 | 71 | 4,390 | 21 | 552 | 67 |
| 5 | (D) | 3 | (D) | 4 | (D) | 6 | 1,262 | 29 | 1,241 | 23 | 2,889 | 2 | (D) | 13 | 2,827 | 8 | (D) | 68 |
| 59 | 18,093 | 147 | 14,097 | 103 | 10,433 | 90 | 42,344 | 232 | 18,419 | 109 | 22,709 | 54 | 7,949 | 293 | 20,557 | 95 | 8,886 | 69 |
| ... | (D) | 2 | (D) | 2 | (D) | 6 | 3,064 | 7 | 485 | 5 | 1,467 | ... | ... | 10 | 717 | 4 | (D) | 70 |
| 1 | (D) | 5 | 116 | 1 | (D) | ... | ... | 5 | 484 | 4 | 254 | 2 | (D) | 13 | 373 | ... | ... | 71 |
| 2 | (D) | 5 | 180 | ... | ... | 5 | (D) | 11 | 656 | 3 | (D) | 2 | (D) | 10 | 3,912 | ... | ... | 72 |
| 2 | (D) | 22 | 2,361 | 15 | 2,041 | 16 | 10,535 | 14 | 1,469 | 12 | 3,957 | 6 | 1,096 | 25 | 2,297 | 13 | (D) | 73 |
| 1 | (D) | 7 | 316 | 2 | (D) | ... | ... | 3 | 234 | ... | ... | 2 | (D) | 12 | 1,153 | ... | ... | 74 |

RETAIL TRADE—AREA STATISTICS

Table 102. RETAIL TRADE: 1954 — COUNTIES;
Total Retail — Establishments, Sales, Payroll, and Personnel;

| Line No. | County and city | Total | | | | | | | Kind-of-business group | | | | |
|----------|--|-------------------|-----------------------------|---|--|--------------------------------------|--|------------------------------|---|----------------------------|--------------------|----------------------------|--------------------|
| | | Establishments | | Sales | | Payroll, entire year (\$1,000) | Paid employees, workweek ended nearest Nov. 15 | | Proprietors (unincorporated businesses only) (Number) | Food stores | | Eating, drinking places | |
| | | Total (Number) | With payroll (Number) | Total, all establishments (\$1,000) | Establishments with payroll (\$1,000) | | Total (Number) | Full workweek (Number) | | Establishments (Number) | Sales (\$1,000) | Establishments (Number) | Sales (\$1,000) |
| 1 | Lake County--Con. | | | | | | | | | | | | |
| 2 | Lake Forest..... | 73 | 63 | 13,085 | 12,835 | 1,584 | 533 | 436 | 55 | 12 | 3,673 | 9 | 301 |
| 3 | Libertyville..... | 96 | 68 | 12,759 | 12,081 | 1,337 | 473 | 368 | 103 | 6 | 2,251 | 14 | 706 |
| 4 | Mundelein..... | 46 | 28 | 3,475 | 3,227 | 330 | 135 | 98 | 56 | 5 | (D) | 11 | 680 |
| 5 | North Chicago..... | 117 | 87 | 10,066 | 9,244 | 977 | 352 | 237 | 145 | 23 | 3,559 | 49 | 1,856 |
| 6 | Waukegan..... | 587 | 443 | 81,305 | 77,427 | 9,640 | 3,563 | 2,572 | 614 | 109 | 18,203 | 148 | 6,103 |
| 7 | Zion..... | 75 | 55 | 8,976 | 8,478 | 725 | 319 | 225 | 61 | 15 | 4,175 | 4 | 145 |
| | Remainder of County..... | 723 | 463 | 57,880 | 51,802 | 5,066 | 1,805 | 1,326 | 819 | 99 | 14,770 | 288 | 10,982 |
| 8 | La Salle County..... | 1,503 | 1,029 | 132,771 | 123,021 | 12,446 | 5,061 | 3,800 | 1,649 | 260 | 29,568 | 386 | 14,829 |
| 9 | La Salle..... | 260 | 168 | 29,426 | 27,572 | 2,708 | 1,053 | 786 | 285 | 34 | 5,786 | 84 | 5,189 |
| 10 | Marseilles..... | 69 | 51 | 5,452 | 5,074 | 394 | 182 | 132 | 83 | 14 | 1,513 | 14 | 385 |
| 11 | Mendota..... | 107 | 85 | 10,339 | 9,867 | 1,025 | 421 | 312 | 109 | 16 | 2,635 | 14 | 662 |
| 12 | Oglesby..... | 57 | 35 | 3,333 | 2,699 | 195 | 81 | 42 | 62 | 15 | 1,123 | 11 | 323 |
| 13 | Ottawa..... | 310 | 230 | 33,688 | 32,356 | 3,579 | 1,376 | 1,049 | 328 | 47 | 7,149 | 85 | 2,919 |
| 14 | Peru..... | 132 | 76 | 7,205 | 6,153 | 642 | 280 | 195 | 147 | 34 | 1,710 | 31 | 798 |
| 15 | Streator (part) ⁶ | 294 | 222 | 28,302 | 26,516 | 2,889 | 1,210 | 943 | 317 | 56 | 7,147 | 65 | 2,259 |
| 16 | Remainder of County..... | 274 | 162 | 15,046 | 12,784 | 974 | 458 | 341 | 318 | 44 | 2,505 | 82 | 2,294 |
| 17 | Lawrence County..... | 273 | 191 | 16,979 | 15,565 | 1,467 | 695 | 563 | 279 | 65 | 3,927 | 42 | 1,260 |
| 18 | Lawrenceville..... | 121 | 95 | 10,169 | 9,653 | 995 | 447 | 372 | 116 | 27 | 2,099 | 23 | 686 |
| 19 | Remainder of County..... | 152 | 96 | 6,810 | 5,912 | 472 | 248 | 191 | 163 | 38 | 1,828 | 19 | 574 |
| 20 | Lee County..... | 405 | 289 | 35,760 | 33,460 | 3,256 | 1,305 | 1,007 | 443 | 71 | 7,622 | 69 | 3,244 |
| 21 | Dixon..... | 212 | 162 | 25,109 | 24,185 | 2,399 | 990 | 747 | 237 | 29 | 5,203 | 32 | 2,033 |
| 22 | Remainder of County..... | 193 | 127 | 10,651 | 9,275 | 857 | 315 | 260 | 206 | 42 | 2,419 | 37 | 1,211 |
| 23 | Livingston County..... | 504 | 362 | 40,685 | 37,713 | 3,233 | 1,476 | 1,119 | 563 | 82 | 8,545 | 87 | 2,950 |
| 24 | Dwight..... | 72 | 52 | 5,791 | 5,435 | 405 | 209 | 142 | 84 | 10 | 1,392 | 15 | 388 |
| 25 | Fontana..... | 159 | 119 | 16,021 | 15,199 | 1,426 | 633 | 469 | 171 | 25 | 3,061 | 25 | 928 |
| 26 | Streator (part) ⁶ | 4 | 2 | 182 | (D) | (D) | (D) | (D) | (D) | 3 | (D) | ... | ... |
| 27 | Remainder of County..... | 269 | 189 | 18,691 | (D) | (D) | (D) | (D) | (D) | 44 | (D) | 47 | 1,634 |
| 28 | Logan County..... | 409 | 283 | 29,807 | 27,673 | 2,759 | 1,218 | 923 | 437 | 75 | 6,820 | 68 | 2,415 |
| 29 | Lincoln..... | 217 | 163 | 20,231 | 19,133 | 2,087 | 908 | 669 | 238 | 41 | 4,820 | 35 | 1,484 |
| 30 | Remainder of County..... | 192 | 120 | 9,576 | 8,540 | 672 | 310 | 254 | 209 | 34 | 2,000 | 33 | 931 |
| 31 | McDonough County..... | 405 | 289 | 40,666 | 38,840 | 3,281 | 1,522 | 1,177 | 457 | 67 | 6,698 | 69 | 2,003 |
| 32 | Bushnell..... | 90 | 70 | 6,832 | 6,602 | 476 | 230 | 180 | 98 | 15 | 1,573 | 18 | 481 |
| 33 | Macomb..... | 184 | 144 | 27,686 | 26,924 | 2,312 | 1,020 | 790 | 207 | 20 | 3,317 | 28 | 1,112 |
| 34 | Remainder of County..... | 131 | 75 | 6,148 | 5,314 | 493 | 272 | 207 | 152 | 32 | 1,808 | 23 | 410 |
| 35 | McHenry County..... | 813 | 547 | 76,747 | 70,617 | 6,626 | 2,403 | 1,819 | 943 | 125 | 18,065 | 203 | 7,271 |
| 36 | Crystal Lake..... | 99 | 71 | 14,828 | 14,398 | 1,442 | 453 | 351 | 96 | 19 | 3,872 | 22 | 1,064 |
| 37 | Harvard..... | 94 | 60 | 7,922 | 7,216 | 683 | 227 | 114 | 113 | 2 | 2,052 | 14 | 604 |
| 38 | Marengo..... | 77 | 51 | 5,655 | 5,021 | 394 | 184 | 134 | 93 | 11 | 1,514 | 18 | 635 |
| 39 | Woodstock..... | 131 | 99 | 16,827 | 15,915 | 1,515 | 529 | 412 | 132 | 26 | 4,190 | 21 | 592 |
| 40 | Remainder of County..... | 412 | 266 | 31,515 | 28,067 | 2,592 | 938 | 695 | 508 | 56 | 6,407 | 128 | 4,376 |
| 41 | McLean..... | 931 | 681 | 95,946 | 90,652 | 10,567 | 4,271 | 3,381 | 932 | 154 | 19,737 | 180 | 6,335 |
| 42 | Bloomington..... | 522 | 408 | 65,962 | 63,320 | 7,995 | 3,225 | 2,578 | 503 | 80 | 13,029 | 108 | 4,232 |
| 43 | Normal..... | 75 | 51 | 5,889 | 5,565 | 678 | 310 | 172 | 76 | 14 | 1,558 | 14 | 653 |
| 44 | Remainder of County..... | 334 | 222 | 24,095 | 21,767 | 1,894 | 736 | 631 | 353 | 60 | 5,150 | 58 | 1,450 |
| 45 | Macon County..... | 1,073 | 761 | 133,250 | 128,128 | 15,400 | 6,143 | 5,079 | 1,117 | 175 | 28,789 | 209 | 11,478 |
| 46 | Decatur..... | 889 | 635 | 121,087 | 117,217 | 14,463 | 5,677 | 4,704 | 894 | 147 | 26,671 | 176 | 10,164 |
| 47 | Remainder of County..... | 184 | 126 | 12,163 | 10,911 | 937 | 466 | 375 | 223 | 28 | 2,118 | 33 | 1,314 |
| 48 | Macoupin County..... | 718 | 408 | 39,178 | 34,012 | 2,900 | 1,325 | 1,041 | 796 | 134 | 10,529 | 181 | 3,380 |
| 49 | Carlinville..... | 125 | 89 | 9,878 | 9,100 | 778 | 343 | 273 | 143 | 21 | 1,962 | 22 | 525 |
| 50 | Gillespie..... | 82 | 46 | 5,204 | 4,502 | 395 | 173 | 131 | 83 | 21 | 1,701 | 22 | 333 |
| 51 | Staunton..... | 98 | 58 | 5,685 | 5,159 | 489 | 181 | 154 | 100 | 21 | 2,224 | 30 | 386 |
| 52 | Virde..... | 75 | 43 | 4,251 | 3,725 | 283 | 148 | 115 | 80 | 7 | 1,059 | 16 | 328 |
| 53 | Remainder of County..... | 338 | 172 | 14,160 | 11,526 | 955 | 480 | 368 | 390 | 64 | 3,583 | 91 | 1,808 |
| 54 | Madison County..... | 2,265 | 1,533 | 196,413 | 182,697 | 20,439 | 7,960 | 5,924 | 2,349 | 500 | 55,508 | 585 | 17,823 |
| 55 | Alton..... | 499 | 379 | 60,593 | 58,353 | 7,253 | 2,915 | 2,046 | 481 | 105 | 16,072 | 66 | 3,865 |
| 56 | Collinsville (part) ⁷ | 203 | 133 | 17,796 | 16,654 | 1,708 | 642 | 468 | 205 | 33 | 4,526 | 63 | 1,764 |
| 57 | East Alton..... | 80 | 62 | 9,468 | 8,816 | 838 | 267 | 227 | 91 | 21 | 2,765 | 17 | 798 |
| 58 | Edwardsville..... | 157 | 113 | 15,774 | 14,834 | 1,788 | 667 | 510 | 140 | 33 | 4,338 | 32 | 1,000 |
| 59 | Granite City..... | 400 | 248 | 31,840 | 29,192 | 3,328 | 1,207 | 912 | 420 | 102 | 10,204 | 94 | 2,582 |
| 60 | Highland..... | 84 | 58 | 6,832 | 5,972 | 558 | 251 | 177 | 87 | 13 | 1,974 | 19 | 470 |
| 61 | Madison..... | 171 | 107 | 9,805 | 8,739 | 922 | 394 | 287 | 191 | 32 | 3,122 | 72 | 1,630 |
| 62 | Venice..... | 54 | 24 | 2,177 | 1,629 | 155 | 76 | 52 | 60 | 23 | 1,225 | 20 | 463 |
| 63 | Wood River..... | 157 | 119 | 17,548 | 16,666 | 1,855 | 607 | 511 | 167 | 30 | 4,104 | 28 | 1,248 |
| 64 | Remainder of County..... | 460 | 290 | 24,580 | 21,842 | 2,034 | 934 | 734 | 507 | 108 | 7,178 | 134 | 4,003 |
| 65 | Marion County..... | 577 | 411 | 43,964 | 40,646 | 4,561 | 1,966 | 1,549 | 587 | 122 | 10,004 | 118 | 2,964 |
| 66 | Centralia (part) ¹ | 263 | 201 | 24,544 | 23,144 | 2,813 | 1,334 | 886 | 255 | 61 | 5,226 | 51 | 1,353 |
| 67 | Salem..... | 105 | 91 | 10,835 | 10,449 | 1,112 | 498 | 395 | 117 | 17 | 2,504 | 14 | 640 |
| 68 | Remainder of County..... | 209 | 119 | 8,585 | 6,853 | 606 | 334 | 268 | 215 | 44 | 2,274 | 53 | 971 |
| 69 | Marshall County..... | 182 | 136 | 12,771 | 11,953 | 943 | 453 | 328 | 202 | 18 | 2,176 | 43 | 1,221 |
| 70 | Mason County..... | 287 | 195 | 18,874 | 17,182 | 1,500 | 717 | 582 | 308 | 41 | 3,652 | 70 | 1,974 |
| 71 | Havana..... | 130 | 94 | 8,545 | 8,031 | 805 | 367 | 305 | 139 | 19 | 1,891 | 32 | 983 |
| 72 | Remainder of County..... | 157 | 101 | 10,329 | 9,151 | 695 | 350 | 277 | 169 | 22 | 1,761 | 38 | 991 |
| 73 | Massac County..... | 207 | 135 | 15,715 | 14,245 | 1,149 | 590 | 487 | 227 | 42 | 3,139 | 54 | 1,248 |
| 74 | Metropolis..... | 147 | 101 | 13,513 | 12,513 | 1,025 | 506 | 419 | 168 | 28 | 2,695 | 34 | 819 |
| 75 | Remainder of County..... | 60 | 34 | 2,202 | 1,732 | 124 | 84 | 68 | 59 | 14 | 444 | 20 | 429 |
| 76 | Menard County..... | 116 | 86 | 8,160 | 7,600 | 698 | 304 | 234 | 117 | 22 | 1,857 | 21 | 714 |

Standard Notes: (D) Withheld to avoid disclosure. (NA) Not available. (XXX) Not applicable. (Z) Less than \$500. ... Represents zero.

¹Centralia is in Clinton and Marion Counties. ⁶Streator is in La Salle and Livingston Counties.⁷Collinsville is in Madison and St. Clair Counties.

CITIES OF 2,500 INHABITANTS OR MORE — Continued

Kind-of-Business Group — Establishments and Sales

| Kind-of-business group—Continued | | | | | | | | | | | | | | | | | | Line No. | |
|----------------------------------|-----------------|-----------------------------|-----------------|--|-----------------|----------------------|-----------------|---------------------------|-----------------|---|-----------------|---------------------------------|-----------------|-------------------------|-----------------|-------------------------|-----------------|----------|----|
| General merchandise group | | Apparel, accessories stores | | Furniture, home furnishings, appliance dealers | | Automotive group | | Gasoline service stations | | Lumber, bldg. mats., hardware, farm equipment dealers | | Drug stores, proprietary stores | | Other retail stores | | Nonstore retailers | | | |
| Establishments (Number) | Sales (\$1,000) | Establishments (Number) | Sales (\$1,000) | Establishments (Number) | Sales (\$1,000) | Establishments (No.) | Sales (\$1,000) | Establishments (Number) | Sales (\$1,000) | Establishments (Number) | Sales (\$1,000) | Establishments (No.) | Sales (\$1,000) | Establishments (Number) | Sales (\$1,000) | Establishments (Number) | Sales (\$1,000) | | |
| 4 | (D) | 8 | 855 | 6 | 470 | 5 | 3,069 | 5 | 492 | 5 | 905 | 3 | 926 | 14 | 1,090 | 2 | (D) | 1 | |
| 5 | 427 | 12 | 707 | 6 | 332 | 6 | 4,357 | 12 | 781 | 7 | 1,692 | 5 | 477 | 17 | 985 | 6 | 40 | 2 | |
| ••• | ••• | 1 | (D) | 5 | 94 | ••• | ••• | 7 | 533 | 3 | 720 | 2 | (D) | 6 | 174 | 6 | 73 | 3 | |
| 3 | (D) | 4 | 305 | 3 | (D) | 1 | (D) | 16 | 1,278 | 2 | (D) | 2 | (D) | 11 | 620 | 3 | (D) | 4 | |
| 16 | 13,086 | 54 | 7,746 | 41 | 5,749 | 21 | 12,618 | 52 | 4,412 | 21 | 3,240 | 14 | 2,906 | 81 | 4,630 | 31 | 2,612 | 5 | |
| 5 | 532 | 10 | 598 | 2 | (D) | 2 | (D) | 11 | 1,026 | 5 | (D) | ••• | ••• | 15 | 759 | 6 | 220 | 6 | |
| 21 | 1,270 | 17 | 858 | 20 | 1,111 | 28 | 7,172 | 89 | 6,565 | 42 | 7,947 | 16 | 1,247 | 79 | 3,647 | 24 | 2,311 | 7 | |
| 44 | 9,775 | 121 | 6,320 | 91 | 7,080 | 93 | 24,582 | 124 | 7,288 | 120 | 14,561 | 39 | 4,237 | 161 | 10,535 | 64 | 2,016 | 8 | |
| 8 | 1,958 | 29 | 2,422 | 14 | 2,013 | 17 | 7,186 | 22 | 1,114 | 13 | 1,628 | 7 | 751 | 26 | 1,277 | 6 | 162 | 9 | |
| 2 | (D) | 3 | (D) | 5 | 284 | 7 | 1,641 | 5 | 461 | 3 | 420 | 2 | (D) | 7 | 235 | 7 | 107 | 10 | |
| 4 | 390 | 5 | 560 | 6 | 152 | 9 | 2,093 | 9 | 634 | 18 | 2,235 | 3 | 199 | 9 | 575 | 10 | 204 | 11 | |
| 1 | (D) | 10 | 439 | ••• | ••• | 2 | (D) | ••• | ••• | 5 | 666 | 2 | (D) | 7 | 245 | 4 | 194 | 12 | |
| 11 | 4,243 | 26 | 2,016 | 21 | 1,996 | 23 | 6,499 | 19 | 1,625 | 13 | 2,184 | 13 | 1,787 | 44 | 2,690 | 8 | 380 | 13 | |
| 4 | 174 | 5 | 309 | 11 | 810 | 3 | (D) | 11 | 594 | 5 | 937 | 2 | (D) | 15 | 672 | 11 | 289 | 14 | |
| 8 | 2,537 | 37 | 2,283 | 18 | 1,497 | 23 | 5,508 | 21 | 1,615 | 24 | 2,188 | 4 | 674 | 33 | 2,192 | 5 | 462 | 15 | |
| 6 | (D) | 2 | (D) | 16 | 328 | 9 | 745 | 37 | 2,446 | 39 | 4,303 | 6 | 408 | 20 | 2,449 | 13 | 338 | 16 | |
| 13 | 1,109 | 11 | 509 | 22 | 1,018 | 10 | 2,386 | 42 | 2,167 | 22 | 2,453 | 7 | 467 | 28 | 1,600 | 11 | 83 | 17 | |
| 4 | 692 | 9 | (D) | 13 | 704 | 6 | (D) | 15 | 888 | 9 | 955 | 3 | 313 | 10 | 1,136 | 2 | (D) | 18 | |
| 9 | 417 | 2 | (D) | 9 | 304 | 4 | (D) | 27 | 1,279 | 13 | 1,498 | 4 | 154 | 18 | 464 | 9 | (D) | 19 | |
| 13 | 2,662 | 35 | 1,815 | 23 | 1,306 | 25 | 7,256 | 42 | 2,535 | 47 | 4,652 | 8 | 929 | 45 | 3,250 | 27 | 489 | 20 | |
| 6 | 2,342 | 26 | 1,704 | 14 | 1,005 | 15 | 5,696 | 18 | 1,515 | 16 | 2,016 | 5 | 301 | 32 | 2,421 | 19 | 373 | 21 | |
| 7 | 320 | 9 | 111 | 9 | 301 | 10 | 1,560 | 24 | 1,020 | 31 | 2,636 | 3 | 128 | 13 | 629 | 8 | 116 | 22 | |
| 24 | 2,540 | 34 | 1,543 | 20 | 1,207 | 38 | 7,766 | 52 | 2,514 | 79 | 8,351 | 17 | 805 | 55 | 4,323 | 16 | 141 | 23 | |
| 3 | 216 | 8 | 237 | 6 | 276 | 8 | 1,354 | 6 | (D) | 7 | 1,086 | ••• | (D) | 6 | 407 | 3 | 53 | 24 | |
| 5 | 1,336 | 18 | 1,104 | 6 | 683 | 12 | 3,050 | 9 | 578 | 22 | 2,662 | 5 | 431 | 24 | 2,144 | 8 | 46 | 25 | |
| ••• | ••• | ••• | ••• | ••• | ••• | ••• | ••• | 1 | (D) | ••• | ••• | ••• | ••• | ••• | ••• | ••• | ••• | ••• | 26 |
| 16 | 988 | 8 | 204 | 8 | 248 | 18 | 3,362 | 36 | 1,587 | 50 | 4,603 | 12 | (D) | 25 | 1,772 | 5 | 42 | 27 | |
| 13 | 1,991 | 18 | 1,230 | 32 | 1,605 | 21 | 5,817 | 65 | 2,855 | 43 | 4,152 | 8 | 579 | 47 | 2,130 | 19 | 213 | 28 | |
| 7 | 1,844 | 15 | 1,151 | 23 | 1,407 | 15 | 4,920 | 29 | 1,671 | 13 | 1,238 | 5 | 450 | 26 | 1,184 | 8 | 62 | 29 | |
| 6 | 147 | 3 | 79 | 9 | 198 | 6 | 897 | 36 | 1,884 | 30 | 2,914 | 3 | 129 | 21 | 946 | 11 | 151 | 30 | |
| 20 | 3,064 | 22 | 1,605 | 27 | 1,872 | 32 | 7,505 | 50 | 2,026 | 44 | 5,619 | 8 | 875 | 47 | 9,115 | 19 | 234 | 31 | |
| 6 | 585 | 6 | 142 | 4 | (D) | 12 | 1,982 | 6 | 354 | 10 | 1,247 | 2 | (D) | 7 | 72 | 4 | (D) | 32 | |
| 6 | 2,351 | 16 | 1,463 | 17 | 1,330 | 15 | 5,038 | 20 | 1,000 | 13 | 2,474 | 4 | 714 | 31 | 8,646 | 14 | 241 | 33 | |
| 8 | 128 | ••• | ••• | 6 | (D) | 5 | 485 | 24 | 672 | 21 | 1,898 | 2 | (D) | 9 | 397 | 1 | (D) | 34 | |
| 28 | 3,751 | 46 | 2,345 | 58 | 2,875 | 57 | 16,299 | 86 | 5,246 | 78 | 11,464 | 25 | 2,178 | 75 | 6,168 | 32 | 1,085 | 35 | |
| 3 | 573 | 6 | 355 | 10 | 531 | 8 | 4,617 | 6 | 631 | 10 | 2,685 | 3 | 430 | 8 | 226 | 4 | 44 | 36 | |
| 5 | 322 | 5 | 358 | 11 | 277 | 7 | 1,373 | 12 | 938 | 9 | 1,087 | 3 | 306 | 12 | 519 | 3 | 56 | 37 | |
| 2 | (D) | 2 | 185 | 5 | 217 | 5 | 978 | 7 | 326 | 10 | 1,294 | 3 | 154 | 5 | 227 | 3 | (D) | 38 | |
| 4 | (D) | 13 | 812 | 16 | 1,217 | 10 | 3,259 | 12 | 1,055 | 8 | 1,434 | 3 | (D) | 12 | 1,775 | 6 | 348 | 39 | |
| 14 | 1,205 | 14 | 635 | 16 | 633 | 27 | 6,072 | 49 | 2,296 | 41 | 4,964 | 13 | (D) | 38 | 3,421 | 16 | 571 | 40 | |
| 34 | 10,051 | 58 | 6,341 | 64 | 4,443 | 52 | 15,236 | 121 | 7,829 | 73 | 10,320 | 28 | 2,934 | 115 | 11,364 | 52 | 956 | 41 | |
| 15 | 8,369 | 48 | 5,946 | 41 | 3,822 | 34 | 12,125 | 58 | 4,192 | 25 | 5,364 | 16 | 2,580 | 59 | 5,451 | 38 | 852 | 42 | |
| 2 | (D) | 2 | (D) | 7 | 507 | 1 | (D) | 6 | 385 | 6 | 373 | 1 | (D) | 14 | 1,825 | 8 | 48 | 43 | |
| 17 | (D) | 8 | (D) | 16 | 514 | 17 | (D) | 57 | 3,252 | 42 | 4,583 | 11 | (D) | 42 | 4,088 | 6 | 56 | 44 | |
| 33 | 18,390 | 74 | 7,481 | 63 | 6,696 | 53 | 27,241 | 142 | 8,912 | 24 | 8,592 | 24 | 2,828 | 147 | 10,891 | 79 | 1,952 | 45 | |
| 28 | 18,188 | 74 | 7,481 | 49 | 6,275 | 50 | 26,330 | 103 | 6,879 | 77 | 5,428 | 23 | (D) | 127 | (D) | 65 | 1,641 | 46 | |
| 5 | 202 | ••• | ••• | 14 | 421 | 3 | 911 | 39 | 2,033 | 27 | 3,164 | 1 | (D) | 20 | (D) | 14 | 311 | 47 | |
| 37 | 1,719 | 43 | 1,178 | 29 | 1,421 | 47 | 8,893 | 82 | 3,154 | 64 | 5,855 | 17 | 777 | 72 | 2,111 | 12 | 161 | 48 | |
| 6 | 382 | 8 | 338 | 9 | 610 | 11 | 2,789 | 12 | 629 | 13 | 1,862 | 5 | 190 | 15 | (D) | 3 | (D) | 49 | |
| 4 | 195 | 3 | 148 | 5 | 140 | 6 | 1,723 | 5 | 232 | 6 | 466 | 2 | (D) | 7 | 85 | 1 | (D) | 50 | |
| 3 | 122 | 6 | 183 | 2 | (D) | 9 | 1,271 | 5 | 472 | 8 | 466 | 2 | (D) | 12 | 155 | ••• | (D) | 51 | |
| 3 | 296 | 15 | 259 | 5 | (D) | 4 | 990 | 6 | 211 | 6 | 706 | 3 | 104 | 8 | (D) | 2 | (D) | 52 | |
| 21 | 724 | 11 | 250 | 8 | 275 | 17 | 2,220 | 54 | 1,604 | 31 | 2,355 | 5 | 183 | 30 | 1,116 | 6 | 42 | 53 | |
| 63 | 14,069 | 124 | 10,394 | 85 | 10,114 | 125 | 38,165 | 230 | 14,332 | 141 | 17,141 | 68 | 5,650 | 249 | 11,285 | 95 | 1,932 | 54 | |
| 12 | 6,958 | 41 | 4,951 | 22 | 4,752 | 30 | 11,610 | 40 | 2,640 | 22 | 3,810 | 18 | 1,637 | 81 | 3,516 | 22 | 782 | 55 | |
| 3 | 594 | 13 | 858 | 5 | 425 | 14 | 5,061 | 16 | 1,031 | 11 | 1,719 | 6 | 622 | 22 | 1,006 | 17 | 191 | 56 | |
| 1 | (D) | ••• | ••• | 4 | 347 | 11 | 1,870 | 8 | 1,845 | 4 | 951 | 3 | 289 | 7 | (D) | 4 | 28 | 57 | |
| 4 | 739 | 17 | 1,043 | 6 | 643 | 8 | 3,170 | 16 | 1,048 | 13 | 2,124 | 4 | 693 | 13 | 789 | 11 | 187 | 58 | |
| 13 | 2,229 | 19 | 1,424 | 18 | 1,408 | 24 | 6,808 | 44 | 2,266 | 27 | 2,662 | 8 | 860 | 44 | 1,379 | 7 | 78 | 59 | |
| 3 | 361 | 4 | 187 | 3 | 107 | 8 | (D) | 9 | 450 | 9 | 1,056 | 2 | (D) | 7 | 755 | 7 | 154 | 60 | |
| 5 | 685 | 7 | 496 | 8 | 1,145 | 3 | (D) | 9 | 630 | 4 | (D) | 7 | 368 | 18 | 621 | 6 | 269 | 61 | |
| ••• | ••• | ••• | ••• | ••• | ••• | ••• | ••• | 5 | 310 | 1 | (D) | 1 | (D) | 1 | (D) | 3 | 56 | 62 | |
| 5 | (D) | 19 | 1,333 | 6 | 944 | 15 | 5,273 | 19 | 1,175 | 6 | 1,116 | 7 | 638 | 18 | (D) | 4 | 42 | 63 | |
| 17 | 1,193 | 4 | 102 | 13 | 343 | 12 | 2,914 | 64 | 2,928 | 44 | 3,330 | 12 | 431 | 38 | 2,012 | 14 | 146 | 64 | |
| 24 | 3,823 | 34 | 2,262 | 25 | 2,251 | 27 | 8,501 | 98 | 4,388 | 42 | 4,852 | 14 | 1,554 | 58 | 3,069 | 15 | 296 | 65 | |
| 8 | 2,591 | 23 | 1,660 | 14 | 1,272 | 16 | 5,527 | 29 | 1,705 | 15 | 2,809 | 8 | 1,140 | 30 | 1,203 | 8 | 52 | 66 | |
| 4 | 593 | 10 | (D) | 7 | 784 | 6 | 1,878 | 21 | 1,412 | 7 | 936 | 3 | 350 | 13 | 935 | 3 | (D) | 67 | |
| 12 | 639 | 1 | (D) | 4 | 190 | 5 | 1,096 | 48 | 1,271 | 20 | 1,107 | 3 | 64 | 15 | 931 | 4 | (D) | 68 | |
| 10 | 795 | 8 | 177 | 12 | 318 | 13 | 2,494 | 22 | 919 | 35 | 3,615 | 5 | 332 | 12 | 678 | 4 | 46 | 69 | |
| 13 | 1,122 | 11 | 367 | 8 | 403 | 23 | 2,759 | 39 | 1,649 | 33 | 3,680 | 11 | 388 | 32 | 2,812 | 6 | 62 | 70 | |
| 5 | 490 | 8 | 238 | 7 | (D) | 14 | 1,268 | 14 | 735 | 15 | 1,561 | 5 | 138 | 11 | (D) | ••• | ••• | 71 | |
| 8 | 632 | 3 | 129 | 1 | (D) | 9 | 1,491 | 25 | 914 | 18 | 2,119 | 6 | 250 | 21 | (D) | 5 | 68 | 72 | |
| 9 | 505 | 10 | 853 | 9 | 705 | 12 | 4,030 | 24 | 1,300 | 21 | 2,028 | 7 | 480 | 13 | 1,276 | 6 | 146 | 73 | |
| 3 | (D) | 10 | 853 | 9 | (D) | 11 | (D) | 14 | 882 | 17 | (D) | 5 | (D) | 12 | (D) | 4 | (D) | 74 | |
| 6 | (D) | ••• | ••• | ••• | (D) | 1 | (D) | 10 | 423 | 4 | (D) | 2 | (D) | 1 | (D) | 2 | (D) | 75 | |
| 5 | 272 | 5 | 156 | 3 | 112 | 9 | 1,761 | 11 | 403 | 18 | 2,104 | 4 | 189 | 18 | 592 | ••• | ••• | 76 | |

RETAIL TRADE — AREA STATISTICS

Table 102. RETAIL TRADE: 1954 — COUNTIES;
Total Retail — Establishments, Sales, Payroll, and Personnel;

| Line No. | County and city | Total | | | | | | Kind-of-business group | | | | | |
|----------|--|----------------|-----------------------|-------------------------------------|---------------------------------------|--------------------------------|--|------------------------|---|-------------------------|-----------------|-------------------------|-----------------|
| | | Establishments | | Sales | | Payroll, entire year (\$1,000) | Paid employees, workweek ended nearest Nov. 15 | | Proprietors (unincorporated businesses only) (Number) | Food stores | | Eating, drinking places | |
| | | Total (Number) | With payroll (Number) | Total, all establishments (\$1,000) | Establishments with payroll (\$1,000) | | Total (Number) | Full workweek (Number) | | Establishments (Number) | Sales (\$1,000) | Establishments (Number) | Sales (\$1,000) |
| 1 | Mercer County..... | 223 | 153 | 15,091 | 13,455 | 1,099 | 501 | 386 | 270 | 32 | 2,801 | 38 | 908 |
| 2 | Aledo..... | 97 | 71 | 7,815 | 7,211 | 655 | 282 | 210 | 113 | 12 | 1,022 | 11 | 357 |
| 3 | Remainder of County..... | 126 | 82 | 7,276 | 6,244 | 444 | 219 | 176 | 157 | 20 | 1,779 | 27 | 541 |
| 4 | Monroe County..... | 216 | 136 | 15,166 | 13,920 | 1,326 | 563 | 432 | 212 | 36 | 2,725 | 60 | 1,257 |
| 5 | Waterloo..... | 84 | 62 | 6,057 | 5,621 | 613 | 262 | 188 | 77 | 20 | 1,475 | 19 | 429 |
| 6 | Remainder of County..... | 132 | 74 | 9,109 | 8,299 | 713 | 301 | 244 | 135 | 16 | 1,250 | 41 | 838 |
| 7 | Montgomery County..... | 452 | 314 | 30,573 | 28,143 | 2,785 | 1,155 | 926 | 472 | 99 | 7,491 | 101 | 2,508 |
| 8 | Hillsboro..... | 97 | 69 | 8,427 | 7,759 | 888 | 369 | 288 | 103 | 18 | 2,250 | 17 | 333 |
| 9 | Litchfield..... | 130 | 100 | 9,352 | 8,814 | 941 | 376 | 298 | 128 | 30 | 2,626 | 20 | 639 |
| 10 | Nokomis..... | 64 | 42 | 3,806 | 3,500 | 309 | 130 | 102 | 69 | 11 | 969 | 15 | 209 |
| 11 | Remainder of County..... | 161 | 103 | 8,988 | 8,070 | 647 | 280 | 238 | 172 | 40 | 1,646 | 49 | 1,327 |
| 12 | Morgan County..... | 470 | 348 | 46,730 | 44,234 | 4,386 | 1,913 | 1,537 | 465 | 78 | 7,825 | 83 | 3,158 |
| 13 | Jacksonville..... | 311 | 241 | 36,075 | 34,643 | 3,713 | 1,550 | 1,260 | 297 | 46 | 5,990 | 56 | 2,336 |
| 14 | Remainder of County..... | 159 | 107 | 10,655 | 9,591 | 673 | 363 | 277 | 168 | 32 | 1,835 | 27 | 832 |
| 15 | Moultrie County..... | 158 | 114 | 13,068 | 12,278 | 958 | 395 | 325 | 177 | 29 | 2,371 | 20 | 620 |
| 16 | Sullivan..... | 73 | 57 | 6,251 | 5,935 | 549 | 229 | 192 | 78 | 15 | 1,662 | 7 | 241 |
| 17 | Remainder of County..... | 85 | 57 | 6,817 | 6,343 | 409 | 166 | 133 | 99 | 14 | 689 | 13 | 379 |
| 18 | Ogle County..... | 442 | 300 | 37,262 | 34,290 | 3,113 | 1,225 | 933 | 487 | 60 | 7,771 | 87 | 2,838 |
| 19 | Mt. Morris..... | 36 | 30 | 2,777 | 2,695 | 214 | 85 | 57 | 38 | 4 | (D) | 9 | 273 |
| 20 | Oregon..... | 81 | 59 | 8,887 | 8,471 | 734 | 281 | 203 | 83 | 12 | 2,230 | 20 | 499 |
| 21 | Rochelle..... | 109 | 79 | 10,226 | 9,514 | 927 | 379 | 297 | 120 | 11 | 2,136 | 18 | 624 |
| 22 | Remainder of County..... | 216 | 132 | 15,372 | 13,610 | 1,238 | 480 | 376 | 246 | 33 | (D) | 40 | 1,442 |
| 23 | Peoria County..... | 1,957 | 1,437 | 226,020 | 217,942 | 27,185 | 11,209 | 8,353 | 1,944 | 340 | 43,217 | 475 | 18,076 |
| 24 | Chillicothe..... | 90 | 54 | 9,196 | 8,720 | 721 | 288 | 230 | 103 | 20 | 1,740 | 19 | 442 |
| 25 | Peoria..... | 1,471 | 1,109 | 188,586 | 182,858 | 23,873 | 9,755 | 7,344 | 1,434 | 253 | 35,909 | 340 | 13,628 |
| 26 | Peoria Heights..... | 47 | 31 | 3,170 | 3,010 | 270 | 124 | 75 | 52 | 11 | 1,147 | 16 | 371 |
| 27 | Remainder of County..... | 349 | 243 | 25,068 | 23,354 | 2,321 | 1,042 | 704 | 355 | 56 | 4,421 | 100 | 3,635 |
| 28 | Perry County..... | 284 | 200 | 16,462 | 15,312 | 1,443 | 689 | 554 | 311 | 61 | 4,295 | 52 | 1,128 |
| 29 | Du Quoin..... | 137 | 97 | 8,649 | 8,137 | 848 | 397 | 313 | 140 | 32 | 2,231 | 24 | 569 |
| 30 | Piackneyville..... | 81 | 63 | 5,265 | 4,939 | 438 | 220 | 177 | 101 | 19 | 1,399 | 12 | 363 |
| 31 | Remainder of County..... | 66 | 40 | 2,548 | 2,236 | 157 | 72 | 64 | 70 | 10 | 665 | 16 | 196 |
| 32 | Piatt County..... | 164 | 124 | 12,692 | 11,912 | 908 | 394 | 310 | 184 | 25 | 2,600 | 27 | 925 |
| 33 | Monticello..... | 60 | 38 | 4,767 | 4,425 | 408 | 176 | 136 | 65 | 9 | 1,134 | 9 | 302 |
| 34 | Remainder of County..... | 104 | 86 | 7,925 | 7,487 | 500 | 218 | 174 | 119 | 16 | 1,466 | 18 | 623 |
| 35 | Pike County..... | 285 | 177 | 19,385 | 17,325 | 1,529 | 679 | 569 | 332 | 60 | 4,223 | 39 | 1,193 |
| 36 | Pittsfield..... | 86 | 70 | 10,255 | 9,885 | 939 | 371 | 335 | 104 | 11 | 1,551 | 10 | 532 |
| 37 | Remainder of County..... | 199 | 107 | 9,130 | 7,440 | 590 | 308 | 234 | 228 | 49 | 2,672 | 29 | 661 |
| 38 | Pope County..... | 55 | 29 | 3,180 | 2,758 | 154 | 77 | 63 | 58 | 20 | 797 | 6 | 148 |
| 39 | Pulaski County..... | 141 | 89 | 6,101 | 5,385 | 356 | 201 | 155 | 155 | 38 | 1,566 | 32 | 649 |
| 40 | Putnam County..... | 74 | 34 | 2,584 | 1,734 | 127 | 65 | 53 | 90 | 10 | 672 | 34 | 680 |
| 41 | Randolph County..... | 421 | 273 | 22,759 | 19,923 | 1,701 | 856 | 626 | 447 | 86 | 5,856 | 89 | 2,041 |
| 42 | Chester..... | 89 | 69 | 6,902 | 6,424 | 559 | 252 | 195 | 104 | 15 | 1,708 | 18 | 618 |
| 43 | Sparta..... | 89 | 61 | 4,785 | 4,253 | 399 | 206 | 137 | 82 | 22 | 1,191 | 19 | 375 |
| 44 | Remainder of County..... | 243 | 143 | 11,072 | 9,246 | 743 | 398 | 294 | 261 | 49 | 2,957 | 52 | 1,098 |
| 45 | Richland County..... | 205 | 139 | 17,211 | 16,263 | 1,621 | 712 | 584 | 216 | 48 | 3,436 | 25 | 864 |
| 46 | Olney..... | 166 | 114 | 15,089 | 14,373 | 1,485 | 645 | 531 | 173 | 36 | 2,855 | 23 | (D) |
| 47 | Remainder of County..... | 39 | 25 | 2,122 | 1,890 | 136 | 67 | 53 | 43 | 12 | 561 | 2 | (D) |
| 48 | Rock Island County..... | 1,504 | 1,112 | 154,356 | 146,462 | 16,630 | 6,690 | 5,121 | 1,569 | 244 | 37,699 | 433 | 18,018 |
| 49 | East Moline..... | 162 | 130 | 14,864 | 14,188 | 1,381 | 579 | 426 | 190 | 15 | 5,066 | 66 | 2,288 |
| 50 | Moline..... | 527 | 395 | 63,458 | 60,968 | 7,044 | 2,878 | 2,153 | 509 | 94 | 15,193 | 128 | 5,735 |
| 51 | Rock Island..... | 559 | 427 | 59,390 | 56,542 | 6,828 | 2,654 | 2,101 | 567 | 104 | 14,266 | 157 | 6,598 |
| 52 | Silvis..... | 51 | 33 | 4,503 | 4,173 | 344 | 122 | 91 | 67 | 6 | 1,364 | 11 | 471 |
| 53 | Remainder of County..... | 205 | 127 | 12,141 | 10,591 | 1,053 | 457 | 350 | 236 | 25 | 1,790 | 71 | 2,926 |
| 54 | St. Clair County..... | 2,481 | 1,703 | 212,899 | 198,957 | 22,963 | 9,111 | 7,465 | 2,592 | 572 | 55,115 | 673 | 23,547 |
| 55 | Alorton..... | 4 | 4 | 273 | 273 | 16 | 10 | 10 | 5 | 1 | (D) | ... | ... |
| 56 | Belleville..... | 562 | 380 | 57,318 | 53,578 | 6,704 | 2,771 | 2,281 | 586 | 125 | 12,719 | 130 | 5,027 |
| 57 | Brooklyn..... | 4 | 2 | 209 | (D) | (D) | (D) | (D) | (D) | 2 | (D) | 2 | (D) |
| 58 | Collinsville (part) ⁷ | 16 | 8 | 1,041 | 753 | 71 | 30 | 24 | 25 | 5 | 649 | 3 | 127 |
| 59 | East St. Louis..... | 1,225 | 853 | 116,972 | 110,568 | 12,833 | 4,785 | 3,971 | 1,248 | 309 | 31,367 | 319 | 11,805 |
| 60 | Mascoutah..... | 61 | 41 | 4,430 | 4,032 | 371 | 154 | 118 | 64 | 21 | 1,214 | 11 | 331 |
| 61 | O'Fallon..... | 60 | 38 | 3,925 | 3,719 | 385 | 128 | 97 | 66 | 11 | 968 | 11 | 281 |
| 62 | Washington Park..... | 12 | 10 | 699 | (D) | (D) | (D) | (D) | (D) | 4 | 208 | 4 | (D) |
| 63 | Remainder of County..... | 537 | 367 | 28,032 | 25,206 | 2,527 | 1,200 | 944 | 577 | 94 | 7,669 | 193 | 5,760 |
| 64 | Saline County..... | 373 | 263 | 28,222 | 26,362 | 2,409 | 1,097 | 858 | 412 | 102 | 6,851 | 43 | 789 |
| 65 | Eldorado..... | 79 | 59 | 6,108 | 5,762 | 445 | 218 | 157 | 105 | 15 | 1,512 | 7 | 168 |
| 66 | Harrisburg..... | 186 | 140 | 16,377 | 15,585 | 1,553 | 676 | 542 | 187 | 48 | 3,748 | 24 | 440 |
| 67 | Remainder of County..... | 108 | 64 | 5,737 | 5,015 | 411 | 203 | 159 | 120 | 39 | 1,591 | 12 | 181 |
| 68 | Sangamon County..... | 1,594 | 1,140 | 179,036 | 170,326 | 20,378 | 8,529 | 6,937 | 1,650 | 266 | 35,180 | 454 | 17,662 |
| 69 | Springfield..... | 1,211 | 913 | 155,782 | 149,878 | 18,669 | 7,722 | 6,327 | 1,212 | 208 | 30,279 | 348 | 14,294 |
| 70 | Remainder of County..... | 383 | 227 | 23,254 | 20,448 | 1,709 | 807 | 610 | 438 | 78 | 4,901 | 106 | 3,368 |
| 71 | Schuyler County..... | 111 | 73 | 7,491 | 6,837 | 597 | 250 | 215 | 121 | 31 | 1,875 | 14 | 448 |
| 72 | Rushville..... | 74 | 66 | 6,356 | 6,206 | 560 | 227 | 199 | 76 | 14 | 1,578 | 9 | 377 |
| 73 | Remainder of County..... | 37 | 7 | 1,135 | 631 | 37 | 23 | 16 | 45 | 17 | 297 | 5 | 71 |
| 74 | Scott County..... | 88 | 54 | 7,356 | 6,916 | 502 | 227 | 189 | 101 | 15 | 1,130 | 14 | 372 |

Standard Notes: (D) Withheld to avoid disclosure. (NA) Not available. XXX Not applicable. (Z) Less than \$500. ... Represents zero.
⁷Collinsville is in Madison and St. Clair Counties.

CITIES OF 2,500 INHABITANTS OR MORE — Continued

Kind-of-Business Group — Establishments and Sales

| Kind-of-business group—Continued | | | | | | | | | | | | | | | | | | Line No. | |
|----------------------------------|-----------------|-----------------------------|-----------------|--|-----------------|----------------------|-----------------|---------------------------|-----------------|--|-----------------|---------------------------------|-----------------|-------------------------|-----------------|-------------------------|-----------------|----------|----|
| General merchandise group | | Apparel, accessories stores | | Furniture, home furnishings, appliance dealers | | Automotive group | | Gasoline service stations | | Lumber, bldg. matls., hardware, farm equipment dealers | | Drug stores, proprietary stores | | Other retail stores | | Nonstore retailers | | | |
| Establishments (Number) | Sales (\$1,000) | Establishments (Number) | Sales (\$1,000) | Establishments (Number) | Sales (\$1,000) | Establishments (No.) | Sales (\$1,000) | Establishments (Number) | Sales (\$1,000) | Establishments (Number) | Sales (\$1,000) | Establishments (No.) | Sales (\$1,000) | Establishments (Number) | Sales (\$1,000) | Establishments (Number) | Sales (\$1,000) | | |
| 18 | 946 | 7 | 183 | 19 | 606 | 10 | 2,835 | 31 | 1,241 | 30 | 2,735 | 9 | 352 | 25 | 2,434 | 4 | 50 | 1 | |
| 6 | 582 | 7 | 183 | 10 | 326 | 7 | 2,253 | 10 | 616 | 13 | 1,190 | 3 | 221 | 14 | (D) | 4 | (D) | 2 | |
| 12 | 364 | ... | ... | 9 | 281 | 3 | 582 | 21 | 625 | 17 | 1,545 | 6 | 131 | 11 | (D) | ... | (D) | 3 | |
| 13 | 1,246 | 7 | 151 | 5 | (D) | 15 | 3,544 | 17 | 502 | 19 | 1,894 | 2 | (D) | 29 | 2,979 | 13 | 370 | 4 | |
| 5 | 212 | 5 | (D) | 4 | 205 | 6 | 1,374 | 2 | (D) | 8 | 671 | 1 | (D) | 14 | 1,223 | ... | ... | 5 | |
| 8 | 1,034 | 2 | (D) | 1 | (D) | 9 | 2,170 | 15 | (D) | 11 | 1,223 | 1 | (D) | 15 | 1,756 | 13 | 370 | 6 | |
| 9 | 911 | 28 | 1,590 | 20 | 1,357 | 32 | 6,992 | 47 | 2,135 | 48 | 4,945 | 12 | 632 | 41 | 1,904 | 15 | 108 | 7 | |
| 2 | (D) | 9 | 694 | 5 | 394 | 13 | 1,312 | 10 | 547 | 9 | 1,502 | 2 | (D) | 10 | 495 | 2 | (D) | 8 | |
| 4 | 596 | 11 | 717 | 9 | (D) | 10 | 1,953 | 10 | 682 | 12 | 678 | 3 | (D) | 12 | 347 | 9 | 82 | 9 | |
| 1 | (D) | 5 | (D) | 4 | 107 | 4 | 1,011 | 5 | 160 | 8 | 753 | 2 | (D) | 7 | 394 | 2 | (D) | 10 | |
| 2 | (D) | 3 | (D) | 2 | (D) | 5 | 2,216 | 22 | 753 | 19 | 2,032 | 5 | 84 | 12 | 668 | 2 | (D) | 11 | |
| 19 | 3,957 | 37 | 3,016 | 25 | 1,872 | 39 | 11,157 | 54 | 2,657 | 32 | 4,835 | 9 | 893 | 80 | 7,176 | 14 | 174 | 12 | |
| 9 | 3,639 | 33 | 2,920 | 17 | 1,638 | 32 | 9,903 | 30 | 1,946 | 16 | 2,528 | 6 | 765 | 56 | 4,252 | 10 | 158 | 13 | |
| 10 | 318 | 4 | 96 | 8 | 234 | 7 | 1,254 | 24 | 711 | 16 | 2,307 | 3 | 128 | 24 | 2,924 | 4 | 16 | 14 | |
| 11 | 520 | 10 | 363 | 11 | 803 | 9 | 1,739 | 21 | 910 | 14 | 3,001 | 4 | 140 | 21 | 2,524 | 5 | 77 | 15 | |
| 5 | 288 | 7 | 224 | 6 | 321 | 6 | 1,267 | 8 | 469 | 7 | 709 | 1 | (D) | 9 | 966 | 2 | (D) | 16 | |
| 6 | 232 | 3 | 139 | 5 | 482 | 3 | 472 | 13 | 441 | 10 | 2,292 | 3 | (D) | 12 | 1,558 | 3 | (D) | 17 | |
| 22 | 1,024 | 28 | 1,463 | 26 | 1,157 | 33 | 7,605 | 51 | 2,686 | 55 | 6,709 | 14 | 725 | 51 | 5,042 | 15 | 242 | 18 | |
| 2 | (D) | 4 | 169 | 3 | 75 | 1 | (D) | 4 | 267 | 3 | 238 | 2 | (D) | 4 | (D) | ... | ... | 19 | |
| 2 | (D) | 5 | 335 | 9 | 228 | 6 | 1,719 | 8 | 570 | 5 | 880 | 4 | (D) | 9 | (D) | 1 | (D) | 20 | |
| 3 | 448 | 11 | 791 | 7 | 502 | 12 | 2,963 | 12 | 702 | 12 | 1,238 | 3 | 220 | 13 | 482 | 7 | (D) | 21 | |
| 15 | 335 | 8 | 168 | 7 | 352 | 14 | (D) | 27 | 1,147 | 35 | 4,353 | 5 | 213 | 25 | 1,918 | 7 | 106 | 22 | |
| 65 | 35,023 | 127 | 13,853 | 120 | 14,598 | 93 | 43,231 | 226 | 13,691 | 113 | 14,076 | 65 | 7,298 | 226 | 16,327 | 107 | 6,130 | 23 | |
| 2 | (D) | 4 | 186 | 8 | 242 | 6 | 4,928 | 8 | 389 | 11 | 607 | 2 | (D) | 8 | (D) | 2 | (D) | 24 | |
| 46 | 32,972 | 116 | 12,880 | 94 | 13,227 | 68 | 35,901 | 166 | 10,492 | 63 | 7,334 | 55 | 6,744 | 185 | 13,194 | 85 | 6,305 | 25 | |
| 2 | (D) | 1 | (D) | 1 | (D) | 3 | 251 | 4 | 293 | 4 | 381 | 1 | (D) | 3 | (D) | 1 | (D) | 26 | |
| 15 | 1,196 | 6 | (D) | 17 | (D) | 16 | 2,151 | 48 | 2,517 | 35 | 5,754 | 7 | 367 | 30 | 2,914 | 19 | 291 | 27 | |
| 14 | 1,041 | 17 | 943 | 13 | 911 | 17 | 3,071 | 45 | 1,726 | 21 | 1,793 | 8 | 580 | 25 | 724 | 11 | 250 | 28 | |
| 3 | 578 | 12 | 772 | 7 | (D) | 10 | 1,696 | 14 | 712 | 9 | 766 | 5 | 401 | 12 | 204 | 9 | (D) | 29 | |
| 3 | 182 | 3 | (D) | 4 | 169 | 7 | 1,375 | 16 | 578 | 7 | 525 | 2 | (D) | 6 | 350 | 2 | (D) | 30 | |
| 8 | 281 | 2 | (D) | 2 | (D) | ... | ... | 15 | 436 | 5 | 502 | 1 | (D) | 7 | 170 | ... | ... | 31 | |
| 5 | 235 | 4 | 156 | 3 | 199 | 15 | 1,911 | 21 | 924 | 34 | 3,910 | 7 | 293 | 18 | 1,473 | 5 | 66 | 32 | |
| 2 | (D) | 2 | (D) | 2 | (D) | 7 | 1,054 | 8 | 314 | 10 | 1,129 | 2 | (D) | 8 | 267 | 1 | (D) | 33 | |
| 3 | (D) | 2 | (D) | 1 | (D) | 8 | 857 | 13 | 610 | 24 | 2,781 | 5 | (D) | 10 | 1,206 | 4 | (D) | 34 | |
| 21 | 816 | 9 | 859 | 13 | 1,036 | 12 | 2,995 | 43 | 1,642 | 32 | 3,433 | 8 | 388 | 43 | 2,720 | 5 | 80 | 35 | |
| 2 | (D) | 7 | (D) | 5 | 673 | 9 | 2,492 | 9 | 641 | 12 | 1,419 | 2 | (D) | 18 | 1,479 | 1 | (D) | 36 | |
| 19 | (D) | 2 | (D) | 8 | 363 | 3 | 503 | 34 | 1,001 | 20 | 2,014 | 6 | (D) | 25 | 1,241 | 4 | (D) | 37 | |
| 4 | 178 | 1 | (D) | 4 | 56 | 3 | 1,204 | 9 | 204 | 4 | (D) | 1 | (D) | 3 | 164 | ... | ... | 38 | |
| 12 | 767 | 4 | 60 | 4 | 62 | 7 | 1,437 | 16 | 409 | 14 | 611 | 4 | 179 | 5 | 328 | 5 | 33 | 39 | |
| 2 | (D) | 1 | (D) | ... | ... | 1 | (D) | 9 | 250 | 8 | 305 | 1 | (D) | 6 | 386 | 2 | (D) | 40 | |
| 25 | 1,647 | 28 | 922 | 26 | 1,240 | 25 | 4,969 | 42 | 2,005 | 39 | 2,449 | 11 | 506 | 32 | 791 | 18 | 283 | 41 | |
| 4 | 260 | 9 | 441 | 4 | 512 | 8 | 1,934 | 7 | 510 | 11 | 464 | 4 | (D) | 7 | 204 | 2 | (D) | 42 | |
| 3 | 129 | 8 | 197 | 6 | 324 | 6 | 1,515 | 4 | 242 | 6 | 277 | 3 | (D) | 8 | 308 | 4 | (D) | 43 | |
| 18 | 1,258 | 11 | 284 | 16 | 404 | 11 | 1,520 | 31 | 1,253 | 22 | 1,708 | 4 | 153 | 12 | 279 | 12 | 158 | 44 | |
| 7 | 1,164 | 16 | 807 | 12 | 759 | 14 | 3,436 | 26 | 1,695 | 18 | 3,060 | 6 | 443 | 28 | 1,372 | 5 | 175 | 45 | |
| 4 | (D) | 15 | (D) | 11 | (D) | 10 | 2,930 | 19 | 1,515 | 15 | (D) | 4 | (D) | 24 | 1,011 | 5 | 175 | 46 | |
| 3 | (D) | 1 | (D) | 1 | (D) | 4 | 506 | 7 | 180 | 3 | (D) | 2 | (D) | 4 | 361 | ... | ... | 47 | |
| 46 | 14,639 | 116 | 7,522 | 80 | 6,184 | 77 | 28,689 | 172 | 10,362 | 64 | 10,277 | 41 | 5,138 | 166 | 12,435 | 65 | 3,393 | 48 | |
| 5 | 584 | 12 | 600 | 7 | (D) | 5 | 1,456 | 19 | 796 | 11 | 2,048 | 3 | 456 | 16 | 814 | 3 | (D) | 49 | |
| 20 | 8,428 | 50 | 3,216 | 35 | 2,847 | 29 | 13,965 | 60 | 4,142 | 15 | 1,979 | 13 | 2,105 | 61 | 4,638 | 22 | 1,204 | 50 | |
| 16 | 5,359 | 44 | 3,501 | 27 | 2,487 | 34 | 11,856 | 45 | 3,578 | 13 | 2,382 | 21 | 2,280 | 66 | 5,346 | 32 | 1,717 | 51 | |
| ... | ... | 2 | (D) | ... | ... | 3 | 119 | 14 | 627 | 6 | 1,218 | 1 | (D) | 7 | 397 | 1 | (D) | 52 | |
| 5 | 268 | 8 | (D) | 11 | 239 | 6 | 1,293 | 34 | 1,213 | 19 | 2,650 | 3 | (D) | 16 | 1,240 | 7 | 142 | 53 | |
| 47 | 15,369 | 131 | 11,012 | 109 | 10,810 | 115 | 39,366 | 258 | 15,363 | 134 | 16,592 | 73 | 5,822 | 276 | 16,375 | 93 | 3,528 | 54 | |
| 1 | (D) | ... | ... | ... | ... | ... | ... | ... | ... | ... | ... | ... | ... | ... | ... | ... | ... | ... | 55 |
| 9 | 3,512 | 36 | 3,813 | 31 | 4,763 | 35 | 11,070 | 54 | 4,105 | 25 | 5,131 | 17 | 1,817 | 64 | 3,111 | 36 | 2,250 | 56 | |
| ... | ... | ... | ... | ... | ... | ... | ... | ... | ... | ... | ... | ... | ... | ... | ... | ... | ... | ... | 57 |
| ... | ... | 2 | (D) | 1 | (D) | ... | ... | 2 | (D) | 1 | (D) | ... | ... | 2 | (D) | ... | ... | 58 | |
| 22 | 11,026 | 68 | 6,465 | 56 | 5,300 | 46 | 22,379 | 117 | 7,447 | 61 | 6,016 | 46 | 3,414 | 143 | 10,712 | 38 | 981 | 59 | |
| 1 | (D) | 2 | (D) | 1 | (D) | 6 | 1,462 | 8 | 308 | 4 | 527 | 2 | (D) | 5 | 185 | ... | ... | 60 | |
| 3 | 116 | 4 | 179 | 7 | 218 | 4 | (D) | 4 | 160 | 3 | 298 | 1 | (D) | 5 | (D) | 7 | 76 | 61 | |
| ... | ... | ... | ... | ... | ... | ... | ... | ... | ... | ... | ... | ... | ... | ... | ... | ... | ... | ... | 62 |
| 11 | (D) | 19 | 370 | 13 | (D) | 24 | (D) | 72 | 3,216 | 37 | (D) | 7 | 356 | 55 | 1,581 | 12 | 221 | 63 | |
| 20 | 2,364 | 22 | 1,697 | 16 | 1,568 | 25 | 7,048 | 52 | 2,777 | 25 | 2,564 | 14 | 840 | 46 | 1,668 | 8 | 56 | 64 | |
| 2 | (D) | 3 | (D) | 3 | (D) | 7 | 1,167 | 14 | 674 | 5 | 749 | 3 | 165 | 14 | 533 | 6 | (D) | 65 | |
| 9 | 1,297 | 15 | 1,432 | 10 | 1,032 | 15 | 4,459 | 25 | 1,706 | 13 | 1,118 | 8 | 602 | 17 | (D) | 2 | (D) | 66 | |
| 9 | (D) | 4 | (D) | 3 | (D) | 3 | 1,422 | 13 | 397 | 7 | 697 | 3 | 73 | 15 | (D) | ... | ... | 67 | |
| 40 | 21,705 | 90 | 11,324 | 71 | 10,913 | 58 | 28,172 | 179 | 12,629 | 96 | 17,034 | 48 | 6,537 | 176 | 13,404 | 96 | 4,476 | 68 | |
| 25 | 21,041 | 85 | 11,255 | 63 | 10,724 | 47 | 25,966 | 117 | 9,820 | 49 | 11,618 | 38 | 6,126 | 155 | 10,726 | 76 | 3,933 | 69 | |
| 15 | 664 | 5 | 69 | 8 | 189 | 11 | 2,206 | 62 | 2,809 | 47 | 5,416 | 10 | 411 | 21 | 2,678 | 20 | 543 | 70 | |
| 10 | 507 | 3 | 141 | 5 | 153 | 4 | 947 | 18 | 707 | 12 | 1,792 | 2 | (D) | 10 | 751 | 2 | (D) | 71 | |
| 6 | 413 | 3 | 141 | 5 | 153 | 4 | 947 | 12 | 585 | 11 | (D) | 2 | (D) | 8 | (D) | ... | ... | 72 | |
| 4 | 94 | ... | ... | ... | ... | ... | ... | 6 | 122 | 1 | (D) | ... | ... | 2 | (D) | 2 | (D) | 73 | |
| 8 | 227 | 4 | 279 | 1 | (D) | 5 | (D) | 15 | 479 | 14 | 1,268 | 3 | 86 | 8 | 899 | 1 | (D) | 74 | |

RETAIL TRADE—AREA STATISTICS

Table 102. RETAIL TRADE: 1954 — COUNTIES;
Total Retail — Establishments, Sales, Payroll, and Personnel;

| Line No. | County and city | Total | | | | | | | Kind-of-business group | | | | |
|----------|----------------------------------|-------------------|-----------------------------|---|---|--------------------------------------|--|------------------------------|---|----------------------------|--------------------|----------------------------|--------------------|
| | | Establishments | | Sales | | Payroll, entire year (\$1,000) | Paid employees, workweek ended nearest Nov. 15 | | Proprietors (unincorporated businesses only) (Number) | Food stores | | Eating, drinking places | |
| | | Total (Number) | With payroll (Number) | Total, all establishments (\$1,000) | Establishments with payroll (\$1,000) | | Total (Number) | Full workweek (Number) | | Establishments (Number) | Sales (\$1,000) | Establishments (Number) | Sales (\$1,000) |
| 1 | Shelby County..... | 250 | 162 | 14,693 | 13,437 | 1,181 | 515 | 403 | 266 | 50 | 3,050 | 36 | 826 |
| 2 | Shelbyville..... | 91 | 67 | 7,724 | 7,238 | 687 | 260 | 216 | 99 | 18 | 1,707 | 11 | 323 |
| 3 | Remainder of County..... | 159 | 95 | 6,969 | 6,199 | 494 | 255 | 187 | 167 | 32 | 1,343 | 25 | 503 |
| 4 | Stark County..... | 123 | 79 | 7,852 | 6,812 | 481 | 207 | 167 | 134 | 29 | 1,831 | 24 | 609 |
| 5 | Stephenson County..... | 505 | 359 | 53,276 | 50,324 | 5,386 | 2,129 | 1,659 | 537 | 86 | 9,593 | 95 | 3,618 |
| 6 | Freeport..... | 343 | 267 | 44,783 | 43,123 | 4,815 | 1,897 | 1,495 | 364 | 55 | 8,232 | 68 | 2,952 |
| 7 | Remainder of County..... | 162 | 92 | 8,493 | 7,201 | 571 | 232 | 164 | 173 | 31 | 1,361 | 27 | 666 |
| 8 | Tazewell County..... | 801 | 569 | 74,492 | 69,118 | 6,354 | 2,652 | 2,019 | 891 | 147 | 22,670 | 205 | 6,739 |
| 9 | Crevecoeur..... | 44 | 30 | 2,213 | 2,023 | 155 | 93 | 67 | 50 | 8 | 1,022 | 17 | 395 |
| 10 | East Peoria..... | 149 | 99 | 12,143 | 11,217 | 1,015 | 436 | 323 | 180 | 29 | 5,553 | 46 | 1,623 |
| 11 | Morton..... | 50 | 46 | 6,639 | 6,525 | 579 | 227 | 170 | 63 | 8 | 1,806 | 12 | 427 |
| 12 | Pekin..... | 287 | 215 | 34,076 | 32,172 | 3,219 | 1,330 | 1,035 | 297 | 58 | 9,129 | 53 | 2,012 |
| 13 | Washington..... | 64 | 40 | 6,557 | 5,255 | 451 | 176 | 135 | 74 | 15 | 2,340 | 12 | 392 |
| 14 | Remainder of County..... | 207 | 139 | 12,854 | 11,926 | 935 | 390 | 289 | 227 | 29 | 2,820 | 65 | 1,890 |
| 15 | Union County..... | 205 | 149 | 13,845 | 12,745 | 1,078 | 492 | 394 | 216 | 41 | 3,176 | 25 | 622 |
| 16 | Anna..... | 100 | 80 | 8,627 | 8,295 | 762 | 338 | 276 | 104 | 16 | 1,495 | 9 | 326 |
| 17 | Remainder of County..... | 105 | 69 | 5,218 | 4,450 | 316 | 154 | 118 | 112 | 25 | 1,681 | 16 | 296 |
| 18 | Vermilion County..... | 1,060 | 730 | 101,620 | 95,690 | 10,913 | 4,616 | 3,654 | 1,073 | 193 | 23,508 | 220 | 7,402 |
| 19 | Danville..... | 546 | 388 | 68,171 | 65,483 | 8,263 | 3,358 | 2,660 | 511 | 99 | 14,756 | 109 | 4,250 |
| 20 | Georgetown..... | 44 | 34 | 3,166 | 2,910 | 230 | 126 | 93 | 47 | 10 | 1,183 | 10 | 213 |
| 21 | Hoopeston..... | 113 | 79 | 9,203 | 8,260 | 813 | 340 | 274 | 113 | 24 | 2,349 | 17 | 399 |
| 22 | Westville..... | 66 | 50 | 4,083 | 3,667 | 366 | 176 | 141 | 74 | 8 | 962 | 25 | 577 |
| 23 | Remainder of County..... | 291 | 179 | 16,994 | 15,370 | 1,241 | 618 | 486 | 328 | 52 | 4,258 | 59 | 1,963 |
| 24 | Wabash County..... | 210 | 136 | 15,518 | 13,980 | 1,327 | 594 | 482 | 231 | 42 | 3,486 | 39 | 1,081 |
| 25 | Mount Carmel..... | 162 | 120 | 13,862 | 13,018 | 1,254 | 560 | 455 | 181 | 31 | 3,112 | 29 | 930 |
| 26 | Remainder of County..... | 48 | 16 | 1,656 | 962 | 73 | 34 | 27 | 50 | 11 | 374 | 10 | 151 |
| 27 | Warren County..... | 281 | 203 | 26,020 | 24,558 | 2,491 | 1,024 | 824 | 299 | 47 | 5,229 | 33 | 1,228 |
| 28 | Monmouth..... | 189 | 139 | 19,686 | 18,904 | 2,029 | 838 | 675 | 190 | 22 | 4,028 | 25 | 979 |
| 29 | Remainder of County..... | 92 | 64 | 6,334 | 5,654 | 462 | 186 | 149 | 109 | 25 | 1,201 | 8 | 249 |
| 30 | Washington County..... | 223 | 135 | 16,506 | 14,994 | 982 | 505 | 413 | 228 | 40 | 2,376 | 58 | 1,226 |
| 31 | Wayne County..... | 240 | 148 | 16,412 | 14,244 | 1,185 | 533 | 440 | 256 | 47 | 2,973 | 25 | 675 |
| 32 | Fairfield..... | 129 | 89 | 10,937 | 10,181 | 906 | 371 | 317 | 137 | 25 | 2,118 | 13 | 470 |
| 33 | Remainder of County..... | 111 | 59 | 5,475 | 4,063 | 279 | 162 | 123 | 119 | 22 | 855 | 12 | 205 |
| 34 | White County..... | 302 | 214 | 21,740 | 20,142 | 1,703 | 830 | 701 | 333 | 62 | 4,419 | 36 | 1,340 |
| 35 | Carmi..... | 141 | 113 | 13,041 | 12,467 | 1,075 | 513 | 428 | 155 | 23 | 2,161 | 15 | 607 |
| 36 | Remainder of County..... | 161 | 101 | 8,699 | 7,675 | 628 | 317 | 273 | 178 | 39 | 2,258 | 21 | 733 |
| 37 | Whiteside County..... | 621 | 459 | 58,477 | 55,245 | 5,007 | 2,083 | 1,641 | 675 | 114 | 14,265 | 117 | 4,191 |
| 38 | Fulton..... | 58 | 40 | 3,000 | 2,696 | 206 | 95 | 64 | 69 | 14 | 854 | 14 | 343 |
| 39 | Morrison..... | 82 | 64 | 6,269 | 6,099 | 544 | 215 | 156 | 89 | 10 | 1,153 | 12 | 240 |
| 40 | Rock Falls..... | 100 | 70 | 7,387 | 6,347 | 579 | 280 | 209 | 112 | 28 | 2,734 | 23 | 883 |
| 41 | Sterling..... | 217 | 167 | 26,824 | 25,764 | 2,591 | 1,062 | 875 | 215 | 35 | 6,398 | 32 | 1,319 |
| 42 | Remainder of County..... | 164 | 118 | 14,997 | 14,339 | 1,087 | 431 | 337 | 190 | 27 | 3,126 | 36 | 1,406 |
| 43 | Will County..... | 1,454 | 990 | 162,680 | 151,332 | 17,690 | 6,371 | 4,893 | 1,598 | 295 | 40,900 | 386 | 14,512 |
| 44 | Joliet..... | 917 | 617 | 119,086 | 111,558 | 13,873 | 4,890 | 3,753 | 956 | 194 | 30,422 | 236 | 8,521 |
| 45 | Lockport..... | 93 | 63 | 7,385 | 6,723 | 619 | 259 | 191 | 120 | 24 | 3,391 | 18 | 532 |
| 46 | Steger (part) ⁵ | 14 | 6 | 668 | 450 | 42 | 23 | 20 | 18 | 2 | (D) | 4 | 159 |
| 47 | Wilmington..... | 68 | 54 | 5,778 | 5,400 | 460 | 187 | 148 | 81 | 13 | 1,404 | 15 | 553 |
| 48 | Remainder of County..... | 362 | 250 | 29,763 | 27,201 | 2,696 | 1,012 | 781 | 423 | 62 | (D) | 113 | 4,747 |
| 49 | Williamson County..... | 570 | 340 | 37,749 | 34,127 | 3,568 | 1,481 | 1,160 | 568 | 143 | 9,717 | 95 | 2,209 |
| 50 | Cartersville..... | 39 | 19 | 1,922 | 1,628 | 167 | 78 | 61 | 34 | 13 | 781 | .. | .. |
| 51 | Herrin..... | 140 | 98 | 13,184 | 12,672 | 1,271 | 539 | 391 | 151 | 31 | 3,046 | 21 | 645 |
| 52 | Johnston City..... | 57 | 35 | 2,658 | 2,214 | 176 | 82 | 70 | 57 | 17 | 1,068 | 10 | 119 |
| 53 | Marion..... | 230 | 136 | 15,608 | 14,068 | 1,614 | 630 | 519 | 215 | 56 | 3,851 | 38 | 859 |
| 54 | Remainder of County..... | 104 | 52 | 4,377 | 3,545 | 340 | 152 | 119 | 111 | 26 | 971 | 26 | 586 |
| 55 | Winnebago County..... | 1,729 | 1,207 | 204,141 | 189,757 | 23,385 | 8,544 | 6,643 | 1,956 | 352 | 41,975 | 356 | 19,144 |
| 56 | Loves Park..... | 72 | 44 | 6,610 | 6,130 | 705 | 275 | 225 | 83 | 6 | 960 | 11 | 1,041 |
| 57 | Rockford..... | 1,339 | 979 | 176,247 | 165,133 | 20,804 | 7,531 | 5,900 | 1,456 | 285 | 35,640 | 273 | 14,595 |
| 58 | South Beloit..... | 83 | 43 | 5,417 | 4,979 | 421 | 176 | 129 | 78 | 14 | 2,073 | 25 | 988 |
| 59 | Remainder of County..... | 255 | 141 | 15,867 | 13,515 | 1,453 | 562 | 391 | 339 | 47 | 3,302 | 47 | 2,520 |
| 60 | Woodford County..... | 300 | 216 | 27,611 | 26,233 | 2,147 | 862 | 643 | 342 | 52 | 3,857 | 60 | 1,595 |

Standard Notes: (D) Withheld to avoid disclosure. (NA) Not available. XXX Not applicable. (Z) Less than \$500. . . . Represents zero.
⁵Steger is in Cook and Will Counties.

CITIES OF 2,500 INHABITANTS OR MORE — Continued

Kind-of-Business Group — Establishments and Sales

| Kind-of-business group—Continued | | | | | | | | | | | | | | | | | | Line No. |
|----------------------------------|-----------------|-----------------------------|-----------------|--|-----------------|----------------------|-----------------|---------------------------|-----------------|--|-----------------|---------------------------------|-----------------|-------------------------|-----------------|-------------------------|-----------------|----------|
| General merchandise group | | Apparel, accessories stores | | Furniture, home furnishings, appliance dealers | | Automotive group | | Gasoline service stations | | Lumber, bldg. matls., hardware, farm equipment dealers | | Drug stores, proprietary stores | | Other retail stores | | Nonstore retailers | | |
| Establishments (Number) | Sales (\$1,000) | Establishments (Number) | Sales (\$1,000) | Establishments (Number) | Sales (\$1,000) | Establishments (No.) | Sales (\$1,000) | Establishments (Number) | Sales (\$1,000) | Establishments (Number) | Sales (\$1,000) | Establishments (No.) | Sales (\$1,000) | Establishments (Number) | Sales (\$1,000) | Establishments (Number) | Sales (\$1,000) | |
| 17 | 828 | 11 | 532 | 7 | 235 | 14 | 3,313 | 33 | 1,217 | 30 | 2,726 | 8 | 330 | 36 | 1,552 | 8 | 84 | 1 |
| 4 | 174 | 8 | 392 | 3 | 213 | 7 | 1,992 | 8 | 387 | 8 | 1,246 | 2 | (D) | 20 | 1,110 | 2 | (D) | 2 |
| 13 | 654 | 3 | 140 | 4 | 22 | 7 | 1,321 | 25 | 830 | 22 | 1,480 | 6 | (D) | 16 | 442 | 6 | (D) | 3 |
| 2 | (D) | 9 | 196 | 6 | 279 | 8 | 1,404 | 12 | 395 | 17 | 2,046 | 5 | 178 | 9 | 795 | 2 | (D) | 4 |
| 15 | 4,868 | 43 | 4,007 | 32 | 2,871 | 30 | 10,642 | 52 | 2,600 | 54 | 7,201 | 10 | 1,231 | 59 | 5,789 | 29 | 847 | 5 |
| 11 | 4,655 | 38 | 3,872 | 26 | 2,645 | 20 | 9,793 | 33 | 2,052 | 21 | 4,150 | 6 | 1,085 | 42 | 4,608 | 23 | 733 | 6 |
| 4 | 213 | 5 | 135 | 6 | 226 | 10 | 849 | 19 | 551 | 33 | 3,051 | 4 | 146 | 17 | 1,181 | 6 | 114 | 7 |
| 28 | 4,704 | 35 | 2,138 | 40 | 2,635 | 50 | 12,994 | 106 | 4,905 | 67 | 8,527 | 16 | 1,425 | 79 | 7,238 | 28 | 517 | 8 |
| 1 | (D) | 1 | (D) | 3 | (D) | 1 | (D) | 7 | 233 | 3 | 332 | ... | ... | 3 | 27 | ... | ... | 9 |
| 6 | 965 | 2 | (D) | 4 | 154 | 7 | (D) | 24 | 1,464 | 8 | 893 | 1 | (D) | 13 | 942 | 9 | 84 | 10 |
| 1 | (D) | 4 | 236 | 5 | 379 | 3 | 1,911 | 4 | 365 | 7 | 985 | 2 | (D) | 4 | 237 | ... | ... | 11 |
| 11 | 3,081 | 19 | 1,518 | 17 | 1,624 | 24 | 6,944 | 33 | 1,771 | 20 | 2,686 | 4 | 774 | 37 | 4,172 | 11 | 365 | 12 |
| 1 | (D) | 4 | 164 | 5 | 174 | 4 | 1,775 | 8 | 272 | 6 | 1,007 | 2 | (D) | 5 | 144 | 2 | (D) | 13 |
| R | 382 | 5 | 143 | 6 | (D) | 11 | 1,969 | 30 | 810 | 23 | 2,624 | 7 | 235 | 17 | 1,716 | 6 | (D) | 14 |
| 7 | 435 | 17 | 734 | 8 | 533 | 16 | 3,592 | 32 | 1,202 | 18 | 1,526 | 5 | 267 | 31 | 1,654 | 5 | 104 | 15 |
| 2 | (D) | 13 | 680 | 6 | (D) | 11 | 2,544 | 9 | 568 | 10 | 1,057 | 3 | (D) | 18 | 650 | 3 | (D) | 16 |
| 5 | (D) | 4 | 54 | 2 | (D) | 5 | 1,048 | 23 | 634 | 8 | 469 | 2 | (D) | 13 | 804 | 2 | (D) | 17 |
| 30 | 12,128 | 67 | 5,604 | 60 | 5,540 | 72 | 18,329 | 146 | 6,752 | 80 | 10,283 | 28 | 3,565 | 124 | 7,575 | 40 | 934 | 18 |
| 14 | 10,857 | 53 | 5,776 | 34 | 4,574 | 43 | 13,534 | 62 | 3,277 | 22 | 3,470 | 12 | 2,991 | 74 | 4,546 | 24 | 840 | 19 |
| 2 | (D) | 1 | (D) | 1 | (D) | 3 | (D) | 4 | 221 | 5 | 351 | 1 | (D) | 7 | 275 | ... | ... | 20 |
| 6 | 792 | 8 | 289 | 9 | 357 | 13 | 2,359 | 12 | 773 | 2 | 1,290 | 3 | (D) | 8 | 350 | 2 | (D) | 21 |
| 1 | (D) | 2 | (D) | 1 | (D) | 3 | (D) | 10 | 308 | 4 | 613 | 1 | (D) | 9 | 963 | 2 | (D) | 22 |
| 7 | 331 | 3 | (D) | 15 | (D) | 10 | 1,482 | 58 | 2,173 | 38 | 4,559 | 11 | 203 | 26 | 1,441 | 12 | 68 | 23 |
| 5 | 761 | 16 | 672 | 11 | 879 | 15 | 3,830 | 33 | 1,283 | 21 | 2,013 | 4 | 258 | 18 | 1,126 | 6 | 129 | 24 |
| 5 | 761 | 16 | 672 | 10 | (D) | 14 | (D) | 20 | 1,029 | 13 | 1,723 | 4 | 258 | 14 | (D) | 6 | 129 | 25 |
| ... | ... | ... | ... | 1 | (D) | 1 | (D) | 13 | 254 | 8 | 290 | ... | ... | 4 | (D) | ... | ... | 26 |
| 11 | 1,286 | 20 | 767 | 20 | 1,506 | 18 | 6,120 | 32 | 1,490 | 36 | 5,256 | 8 | 479 | 43 | 2,402 | 13 | 257 | 27 |
| 8 | 1,167 | 19 | (D) | 14 | 1,218 | 14 | 5,180 | 20 | 1,085 | 18 | 3,509 | 5 | 384 | 33 | 1,173 | 11 | (D) | 28 |
| 3 | 119 | 1 | (D) | 6 | 288 | 4 | 940 | 12 | 405 | 18 | 1,747 | 3 | 95 | 10 | 1,229 | 2 | (D) | 29 |
| 14 | 883 | 5 | 198 | 10 | 240 | 12 | 1,212 | 27 | 749 | 17 | 1,488 | 7 | (D) | 21 | (D) | 12 | 141 | 30 |
| 22 | 1,731 | 6 | 552 | 15 | 571 | 21 | 3,993 | 41 | 1,870 | 18 | 1,894 | 5 | 298 | 30 | 1,747 | 10 | 108 | 31 |
| 7 | 510 | 6 | 552 | 11 | (D) | 12 | 3,484 | 19 | 944 | 9 | 1,256 | 3 | (D) | 18 | 844 | 6 | 70 | 32 |
| 15 | 1,221 | ... | ... | 4 | (D) | 9 | 509 | 22 | 926 | 9 | 638 | 2 | (D) | 12 | 903 | 4 | 38 | 33 |
| 17 | 1,460 | 18 | 873 | 22 | 1,378 | 25 | 4,506 | 46 | 2,185 | 29 | 3,129 | 6 | (D) | 37 | 1,809 | 2 | (D) | 34 |
| 7 | 832 | 14 | 755 | 14 | 1,095 | 20 | 3,624 | 15 | 804 | 15 | 1,966 | 2 | (D) | 14 | 722 | 2 | (D) | 35 |
| 10 | 628 | 1 | 118 | 8 | 283 | 5 | 882 | 33 | 1,381 | 14 | 1,163 | 4 | 166 | 23 | 1,087 | ... | ... | 36 |
| 21 | 4,126 | 42 | 3,401 | 37 | 2,192 | 37 | 10,061 | 70 | 4,319 | 70 | 9,124 | 14 | 1,325 | 69 | 5,215 | 30 | 258 | 37 |
| 1 | (D) | 2 | (D) | 2 | (D) | 2 | (D) | 6 | 296 | 10 | 814 | 1 | (D) | 2 | (D) | 4 | 34 | 38 |
| 3 | 204 | 6 | 200 | 6 | 136 | 6 | 927 | 9 | 533 | 13 | 1,256 | 3 | 226 | 11 | 1,379 | 3 | 15 | 39 |
| 1 | (D) | 2 | (D) | 5 | 425 | 3 | 637 | 17 | 1,073 | 6 | 901 | 4 | (D) | 8 | 177 | 3 | 43 | 40 |
| B | 3,542 | 30 | 2,796 | 14 | 1,187 | 18 | 6,365 | 16 | 1,334 | 15 | 1,183 | 4 | 656 | 35 | 1,956 | 10 | 88 | 41 |
| F | (D) | 2 | (D) | 10 | (D) | 8 | (D) | 22 | 1,083 | 26 | 4,970 | 2 | (D) | 13 | (D) | 10 | 78 | 42 |
| 34 | 18,559 | 83 | 8,631 | 67 | 6,995 | 63 | 23,932 | 190 | 13,283 | 94 | 15,137 | 43 | 5,487 | 154 | 13,066 | 45 | 2,178 | 43 |
| 20 | 17,989 | 70 | 8,100 | 42 | 6,002 | 38 | 18,177 | 105 | 7,467 | 41 | 7,236 | 28 | 4,400 | 112 | 8,722 | 31 | 2,050 | 44 |
| 1 | (D) | 6 | 162 | 8 | 309 | 2 | (D) | 15 | 885 | 6 | 933 | 3 | 271 | 6 | 553 | 4 | 36 | 45 |
| ... | (D) | ... | ... | ... | ... | ... | ... | 2 | (D) | 2 | (D) | 1 | (D) | 1 | (D) | 2 | (D) | 46 |
| 5 | 237 | 2 | (D) | 4 | 180 | 5 | 1,140 | 10 | 1,339 | 4 | 492 | 2 | (D) | 6 | 140 | 2 | (D) | 47 |
| R | (D) | 5 | (D) | 13 | 504 | 18 | (D) | 58 | (D) | 41 | (D) | 9 | 552 | 29 | (D) | 6 | 58 | 48 |
| 26 | 2,968 | 35 | 2,250 | 32 | 2,694 | 38 | 8,001 | 81 | 3,041 | 33 | 3,345 | 17 | 1,031 | 58 | 2,306 | 12 | 187 | 49 |
| 3 | (D) | 4 | (D) | 1 | (D) | 1 | (D) | 10 | 249 | 1 | (D) | 2 | (D) | 4 | 26 | ... | ... | 50 |
| 6 | 1,115 | 14 | 1,138 | 11 | 1,088 | 16 | 3,816 | 9 | 816 | 7 | 601 | 4 | 354 | 19 | (D) | 2 | (D) | 51 |
| 4 | 92 | (D) | (D) | 4 | (D) | 1 | (D) | 9 | 395 | 3 | (D) | 2 | (D) | 3 | (D) | 2 | (D) | 52 |
| 10 | 1,212 | 15 | 878 | 16 | 1,381 | 15 | 3,527 | 30 | 1,219 | 11 | 1,116 | 5 | 448 | 26 | 946 | 8 | 171 | 53 |
| 3 | (D) | ... | ... | ... | ... | 5 | (D) | 23 | 422 | 11 | 1,224 | 4 | 47 | 6 | (D) | ... | ... | 54 |
| 41 | 20,477 | 138 | 12,764 | 102 | 14,223 | 97 | 36,003 | 172 | 12,217 | 105 | 21,549 | 50 | 6,265 | 212 | 14,707 | 104 | 4,817 | 55 |
| 4 | 509 | 2 | (D) | 6 | 358 | 5 | 784 | 10 | 911 | 4 | 953 | 2 | (D) | 14 | 705 | 8 | 78 | 56 |
| 34 | 19,748 | 135 | 12,625 | 77 | 13,347 | 78 | 34,208 | 125 | 9,310 | 70 | 15,791 | 46 | 5,909 | 145 | 11,018 | 71 | 4,056 | 57 |
| ... | (D) | ... | (D) | ... | ... | 5 | (D) | 6 | 306 | 2 | (D) | 1 | (D) | 5 | 377 | 5 | (D) | 58 |
| 3 | (D) | 1 | (D) | 19 | 518 | 9 | (D) | 31 | 1,690 | 29 | (D) | 1 | (D) | 48 | 2,607 | 20 | (D) | 59 |
| 13 | 401 | 1 | 1,990 | 17 | 739 | 24 | 6,605 | 38 | 1,756 | 34 | 7,200 | 10 | 326 | 25 | 2,938 | 9 | 204 | 60 |

Table 102A. RETAIL TRADE: 1948¹—COUNTIES; CITIES OF 2,500 INHABITANTS OR MORE

Establishments and Sales

| County and city | Establishments, 1948 (Number) | Sales, 1948 (\$1,000) | County and city | Establishments, 1948 (Number) | Sales, 1948 (\$1,000) | County and city | Establishments, 1948 (Number) | Sales, 1948 (\$1,000) |
|--------------------------------------|----------------------------------|--------------------------|------------------------------------|----------------------------------|--------------------------|--------------------------------------|----------------------------------|--------------------------|
| Illinois, total..... | 99,675 | 8,719,889 | Cook County—Con. | | | | | |
| Adams County..... | 801 | 60,525 | Palatine..... | 37 | 2,860 | Henry County..... | 587 | 44,517 |
| Quincy..... | 596 | 52,683 | Park Ridge..... | 116 | 15,256 | Galva..... | 63 | 3,584 |
| Remainder of County..... | 205 | 7,842 | Phoenix..... | 36 | 644 | Geneseo..... | 79 | 7,080 |
| Alexander County..... | 267 | 15,157 | Riverville..... | 30 | 1,333 | Kewanee..... | 239 | 20,695 |
| Cairo..... | 188 | 12,535 | River Forest..... | 45 | 14,966 | Remainder of County..... | 206 | 13,148 |
| Remainder of County..... | 79 | 2,622 | River Grove..... | 56 | 3,384 | Iroquois County..... | 439 | 29,181 |
| Bond County..... | 180 | 10,858 | Riverside..... | 49 | 4,265 | Watseka..... | 77 | 9,956 |
| Greenville..... | 80 | 6,736 | Robbins..... | 29 | 277 | Remainder of County..... | 362 | 19,225 |
| Remainder of County..... | 100 | 4,122 | South Holland..... | 123 | 10,943 | Jackson County..... | 465 | 29,560 |
| Boone County..... | 219 | 15,893 | Summit..... | 28 | 1,413 | Carbondale..... | 146 | 13,205 |
| Belvidere..... | 152 | 12,870 | Western Springs..... | 130 | 6,149 | Murphysboro..... | 166 | 12,167 |
| Remainder of County..... | 67 | 3,023 | Wilmette..... | 25 | 2,202 | Remainder of County..... | 153 | 4,188 |
| Brown County..... | 96 | 6,363 | Winnetka..... | 132 | 14,782 | Jasper County..... | 143 | 6,994 |
| Bureau County..... | 634 | 32,236 | Remainder of County..... | 118 | 20,768 | Jefferson County..... | 389 | 28,732 |
| Princeton..... | 150 | 12,286 | Crawford County..... | 291 | 16,652 | Mt. Vernon..... | 269 | 24,044 |
| Spring Valley..... | 118 | 4,841 | Robinson..... | 129 | 9,534 | Remainder of County..... | 120 | 4,688 |
| Remainder of County..... | 366 | 15,109 | Remainder of County..... | 162 | 7,118 | Jersey County..... | 178 | 9,718 |
| Calhoun County..... | 104 | 3,819 | Cumberland County..... | 97 | 4,594 | Jerseyville..... | 112 | 8,423 |
| Carroll County..... | 278 | 18,687 | De Kalb County..... | 569 | 43,605 | Remainder of County..... | 66 | 1,295 |
| Savanna..... | 97 | 6,171 | De Kalb..... | 185 | 20,324 | Jo Daviess County..... | 344 | 16,753 |
| Remainder of County..... | 181 | 12,516 | Sandwich..... | 92 | 3,912 | Galena..... | 96 | 4,641 |
| Cass County..... | 237 | 13,491 | Sycamore..... | 63 | 7,302 | Remainder of County..... | 248 | 12,112 |
| Beardstown..... | 118 | 8,174 | Remainder of County..... | 229 | 12,067 | Johnson County..... | 104 | 3,667 |
| Remainder of County..... | 119 | 5,317 | De Witt County..... | 264 | 16,472 | Kane County..... | 1,539 | 164,461 |
| Champaign County..... | 893 | 96,036 | Clinton..... | 135 | 9,254 | Aurora..... | 547 | 70,340 |
| Champaign..... | 396 | 60,763 | Remainder of County..... | 129 | 7,218 | Batavia..... | 70 | 4,798 |
| Hartoul..... | 66 | 6,904 | Douglas County..... | 278 | 14,882 | Elgin (part)..... | 405 | 52,324 |
| Urbana..... | 157 | 15,136 | Fuscola..... | 68 | 4,896 | Geneva..... | 82 | 7,907 |
| Remainder of County..... | 274 | 13,233 | Remainder of County..... | 210 | 9,986 | St. Charles..... | 98 | 8,649 |
| Christian County..... | 556 | 36,372 | Du Page County..... | 1,194 | 105,742 | Remainder of County..... | 337 | 20,443 |
| Pana..... | 130 | 8,867 | Bensenville..... | 49 | 3,169 | Kankakee County..... | 757 | 71,829 |
| Taylorville..... | 177 | 17,275 | Downers Grove..... | 113 | 13,102 | Bradley..... | 57 | 2,562 |
| Remainder of County..... | 249 | 10,230 | Elmhurst..... | 158 | 19,493 | Kankakee..... | 407 | 52,337 |
| Clark County..... | 238 | 13,751 | Glen Ellyn..... | 80 | 8,343 | Momence..... | 38 | 3,754 |
| Casey..... | 67 | 4,039 | Hinsdale (part) ² | 83 | 9,257 | Remainder of County..... | 255 | 13,176 |
| Marshall..... | 74 | 4,840 | Lombard..... | 64 | 5,152 | Kendall County..... | 143 | 9,023 |
| Remainder of County..... | 97 | 4,872 | Lombard..... | 92 | 8,654 | Knox County..... | 678 | 58,494 |
| Clay County..... | 215 | 12,128 | Naperville..... | 70 | 5,854 | Abingdon..... | 61 | 3,532 |
| Flora..... | 108 | 7,478 | Villa Park..... | 41 | 3,228 | Galesburg..... | 430 | 45,730 |
| Remainder of County..... | 107 | 4,650 | West Chicago..... | 43 | 2,544 | Remainder of County..... | 187 | 9,232 |
| Clinton County..... | 299 | 14,156 | Westmont..... | 84 | 9,132 | Lake County..... | 1,890 | 157,318 |
| Carlyle..... | 64 | (D) | Wheaton..... | 84 | 9,132 | Barrington (part) ³ | 43 | 5,248 |
| Centralia (part) ² | 1 | (D) | Remainder of County..... | 317 | 17,414 | Deerfield..... | 26 | 1,703 |
| Remainder of County..... | 234 | 10,974 | Edgar County..... | 297 | 20,979 | Highland Park..... | 145 | 23,388 |
| Coles County..... | 580 | 41,905 | Paris..... | 181 | 14,727 | Highwood..... | 72 | 3,681 |
| Charleston..... | 184 | 11,413 | Remainder of County..... | 116 | 6,795 | Lake Forest..... | 79 | 8,081 |
| Mattoon..... | 294 | 26,370 | Effingham County..... | 302 | 23,201 | Libertyville..... | 76 | 7,969 |
| Remainder of County..... | 102 | 4,122 | Effingham..... | 142 | 14,744 | Mundelein..... | 33 | 1,897 |
| Cook County..... | 49,574 | 5,037,839 | Remainder of County..... | 160 | 8,457 | North Chicago..... | 128 | 7,099 |
| Arlington Heights..... | 83 | 7,161 | Fayette County..... | 287 | 17,526 | Waukegan..... | 454 | 57,192 |
| Barrington (part) ³ | 33 | 2,973 | Vandalia..... | 122 | 8,849 | Zion..... | 48 | 6,142 |
| Bellwood..... | 48 | 1,898 | Remainder of County..... | 165 | 8,677 | Remainder of County..... | 786 | 34,918 |
| Berwyn..... | 463 | 38,849 | Ford County..... | 247 | 15,785 | La Salle County..... | 1,481 | 103,597 |
| Blue Island..... | 217 | 21,372 | Faxton..... | 71 | 5,579 | La Salle..... | 252 | 19,507 |
| Brookfield..... | 103 | 5,710 | Remainder of County..... | 176 | 10,206 | Marseilles..... | 66 | 3,660 |
| Calumet City..... | 229 | 8,551 | Franklin County..... | 673 | 33,174 | Mendota..... | 112 | 8,656 |
| Chicago..... | 41,741 | 4,313,343 | Benton..... | 159 | 9,449 | Oglesby..... | 68 | 3,054 |
| Chicago Heights..... | 349 | 30,014 | Christopher..... | 81 | 3,836 | Ottawa..... | 290 | 24,473 |
| Cicero..... | 897 | 63,580 | West Frankfort..... | 192 | 12,856 | Peru..... | 124 | 7,217 |
| Des Plaines..... | 137 | 14,901 | Remainder of County..... | 241 | 7,033 | Streator..... | 249 | 23,917 |
| Dolton..... | 43 | 2,682 | Fulton County..... | 564 | 34,012 | Remainder of County..... | 320 | 13,113 |
| Elgin (part) ⁴ | 11 | 530 | Canton..... | 190 | 18,085 | Lawrence County..... | 264 | 14,441 |
| Elmwood Park..... | 140 | 13,596 | Farmington..... | 55 | 2,703 | Lawrenceville..... | 120 | 8,819 |
| Evanston..... | 641 | 103,602 | Lewistown..... | 54 | 3,318 | Remainder of County..... | 144 | 5,622 |
| Evergreen Park..... | 81 | 9,134 | Remainder of County..... | 265 | 9,906 | Lee County..... | 387 | 28,564 |
| Forest Park..... | 208 | 13,225 | Gallatin County..... | 130 | 6,141 | Dixon..... | 175 | 18,231 |
| Franklin Park..... | 57 | 3,018 | Greene County..... | 265 | 13,098 | Remainder of County..... | 212 | 10,333 |
| Glencoe..... | 41 | 3,488 | White Hall..... | 63 | 3,592 | Livingston County..... | 522 | 31,649 |
| Glenview..... | 35 | 4,746 | Remainder of County..... | 202 | 9,506 | Dwight..... | 75 | 4,221 |
| Harvey..... | 244 | 21,532 | Grundy County..... | 320 | 16,869 | Pontiac..... | 153 | 12,306 |
| Hinsdale (part) ⁵ | 1 | (D) | Morris..... | 134 | 9,959 | Remainder of County..... | 294 | 15,122 |
| Homewood..... | 54 | 3,434 | Remainder of County..... | 186 | 6,910 | Logan County..... | 407 | 24,677 |
| La Grange..... | 148 | 24,930 | Hamilton County..... | 119 | 5,586 | Lincoln..... | 224 | 16,884 |
| La Grange Park..... | 9 | 1,006 | McLeansboro..... | 63 | 4,063 | Remainder of County..... | 183 | 7,793 |
| Lansing..... | 72 | 4,930 | Remainder of County..... | 56 | 1,523 | McDonough County..... | 385 | 28,622 |
| Lyons..... | 92 | 4,235 | Hancock County..... | 427 | 18,324 | Bushnell..... | 83 | 6,422 |
| Markham..... | 14 | (D) | Hardin County..... | 94 | 3,143 | Macomb..... | 167 | 16,686 |
| Maywood..... | 205 | 20,805 | Henderson County..... | 100 | 5,316 | Remainder of County..... | 135 | 5,514 |
| Melrose Park..... | 141 | 13,310 | | | | McHenry County..... | 752 | 51,258 |
| Midlothian..... | 23 | 2,169 | | | | Crystal Lake..... | 75 | 17,237 |
| Northbrook..... | 25 | 1,292 | | | | Harvard..... | 74 | 6,591 |
| Oak Lawn..... | 81 | 6,431 | | | | Marengo..... | 60 | 3,847 |
| Oak Park..... | 555 | 99,166 | | | | Woodstock..... | 128 | 11,678 |
| | | | | | | Remainder of County..... | 415 | 21,905 |

Standard Notes: (D) Withheld to avoid disclosure. (NA) Not available.

¹Data in this table differ from those which appeared in the publications of the 1948 Census of Retail Trade. For a description of the adjustments see Comparison of 1948 and 1954 Censuses in the Introduction. ²Centralia is in Clinton and Marion Counties. ³Barrington is in Cook and Lake Counties. ⁴Elgin is in Cook and Kane Counties. ⁵Hinsdale is in Cook and Du Page Counties.

Table 102A. RETAIL TRADE: 1948¹—COUNTIES, CITIES OF 2,500 INHABITANTS OR MORE—Continued

Establishments and Sales

| County and city | Establishments, 1948 (Number) | Sales, 1948 (\$1,000) | County and city | Establishments, 1948 (Number) | Sales, 1948 (\$1,000) | County and city | Establishments, 1948 (Number) | Sales, 1948 (\$1,000) |
|-------------------------------------|----------------------------------|--------------------------|--|----------------------------------|--------------------------|--------------------------|----------------------------------|--------------------------|
| McLean County..... | 914 | 78,728 | Peoria County..... | 1,837 | 189,499 | Stephenson County..... | 528 | 43,598 |
| Bloomington..... | 492 | 56,783 | Peoria..... | 1,328 | 163,837 | Freeport..... | 344 | 35,551 |
| Normal..... | 72 | 3,701 | Peoria Heights..... | 46 | 2,593 | Remainder of County..... | 184 | 8,047 |
| Remainder of County..... | 350 | 18,244 | Remainder of County..... | 463 | 23,069 | Tazewell County..... | 706 | 51,087 |
| Macon County..... | 1,023 | 104,098 | Perry County..... | 298 | 15,432 | Crevecoeur..... | 39 | 1,260 |
| Decatur..... | 771 | 90,908 | Du Quoin..... | 126 | 8,443 | East Peoria..... | 127 | 8,170 |
| Remainder of County..... | 252 | 13,190 | Piokneyville..... | 88 | 4,821 | Morton..... | 51 | 6,842 |
| Macoupin County..... | 697 | 32,202 | Remainder of County..... | 84 | 2,168 | Pekin..... | 248 | 22,442 |
| Carlinville..... | 114 | 7,974 | Piatt County..... | 171 | 9,930 | Washington..... | 49 | 3,952 |
| Gillespie..... | 71 | 4,109 | Pike County..... | 311 | 14,430 | Remainder of County..... | 192 | 8,421 |
| Stanton..... | 86 | 3,780 | Pittsfield..... | 97 | 6,702 | Union County..... | 213 | 12,219 |
| Virde..... | 67 | 2,936 | Remainder of County..... | 214 | 7,728 | Anna..... | 89 | 7,197 |
| Remainder of County..... | 359 | 13,403 | Pope County..... | 56 | 1,793 | Remainder of County..... | 124 | 5,022 |
| Madison County..... | 2,053 | 144,939 | Pulaski County..... | 138 | 4,638 | Vermilion County..... | 1,025 | 83,573 |
| Alton..... | 420 | 46,931 | Putnam County..... | 76 | 2,889 | Danville..... | 531 | 57,869 |
| Collinsville ⁶ | 163 | 11,611 | Randolph County..... | 451 | 23,199 | Georgetown..... | 39 | 2,073 |
| East Alton..... | 67 | 4,536 | Chester..... | 104 | 6,635 | Hoopeston..... | 98 | 7,292 |
| Edwardsville..... | 131 | 13,975 | Sparta..... | 78 | 4,027 | Westville..... | 64 | 2,956 |
| Granite..... | 342 | 24,035 | Remainder of County..... | 269 | 12,537 | Remainder of County..... | 293 | 13,383 |
| Highland..... | 80 | 5,288 | Richland County..... | 202 | 15,069 | Wabash County..... | 189 | 13,105 |
| Madison..... | 129 | 5,507 | Olney..... | 151 | 13,272 | Mount Carmel..... | 142 | 11,694 |
| Venice..... | 55 | 1,966 | Remainder of County..... | 51 | 1,797 | Remainder of County..... | 47 | 1,411 |
| Wood River..... | 143 | 11,452 | Rock Island County..... | 1,475 | 125,623 | Warren County..... | 295 | 22,274 |
| Remainder of County..... | 523 | 19,638 | East Moline..... | 169 | 12,308 | Monmouth..... | 172 | 16,247 |
| Marion County..... | 566 | 41,063 | Moline..... | 478 | 49,897 | Remainder of County..... | 123 | 6,027 |
| Centralia (part) ² | 247 | 23,010 | Rock Island..... | 562 | 51,018 | Washington County..... | 203 | 9,570 |
| Salem..... | 117 | 9,427 | Silvis..... | 38 | 2,386 | Wayne County..... | 222 | 14,602 |
| Remainder of County..... | 202 | 8,626 | Remainder of County..... | 228 | 10,014 | Fairfield..... | 119 | 10,738 |
| Marshall County..... | 201 | 10,609 | St. Clair County..... | 2,274 | 155,378 | Remainder of County..... | 103 | 3,864 |
| Mason County..... | 266 | 14,796 | Alorton..... | 33 | 939 | White County..... | 270 | 15,204 |
| Havana..... | 115 | 7,441 | Belleville..... | 459 | 38,645 | CarMI..... | 111 | 8,318 |
| Remainder of County..... | 151 | 7,355 | Collinsville (part) ⁶ | 1 | (D) | Remainder of County..... | 159 | 6,886 |
| Massac County..... | 172 | 7,537 | East St. Louis..... | 1,048 | 85,166 | Whiteside County..... | 563 | 44,174 |
| Metropolis..... | 122 | 6,578 | Mascoutah..... | 58 | 2,957 | Fulton..... | 42 | 2,209 |
| Remainder of County..... | 50 | 959 | O'Fallon..... | 52 | 2,457 | Morrison..... | 78 | 4,600 |
| Menard County..... | 130 | 6,642 | Washington Park..... | 40 | (D) | Rock Falls..... | 82 | 5,221 |
| Mercer County..... | 240 | 13,514 | Remainder of County..... | 583 | 24,075 | Sterling..... | 169 | 19,279 |
| Aledo..... | 91 | 7,619 | Saline County..... | 399 | 25,942 | Remainder of County..... | 192 | 12,865 |
| Remainder of County..... | 149 | 5,895 | Eldorado..... | 84 | 5,631 | Will County..... | 1,434 | 109,896 |
| Monroe County..... | 173 | 9,981 | Harrisburg..... | 172 | 14,610 | Joliet..... | 747 | 78,551 |
| Waterloo..... | 62 | 3,346 | Remainder of County..... | 143 | 5,701 | Lockport..... | 68 | 4,182 |
| Remainder of County..... | 111 | 6,635 | Sangamon County..... | 1,521 | 143,201 | Remainder of County..... | 619 | 27,163 |
| Montgomery County..... | 501 | 27,361 | Springfield..... | 1,070 | 123,581 | Williamson County..... | 579 | 32,594 |
| Hillsboro..... | 96 | 7,578 | Remainder of County..... | 451 | 19,620 | Cartersville..... | 37 | 1,670 |
| Litchfield..... | 135 | 8,167 | Schuyler County..... | 114 | 6,013 | Herrin..... | 160 | 12,017 |
| Nokomis..... | 61 | 3,310 | Rushville..... | 76 | 5,011 | Johnston City..... | 79 | 2,790 |
| Remainder of County..... | 209 | 8,306 | Remainder of County..... | 38 | 1,002 | Marion..... | 156 | 12,396 |
| Morgan County..... | 421 | 34,396 | Scott County..... | 97 | 5,350 | Remainder of County..... | 147 | 3,721 |
| Jacksonville..... | 281 | 28,329 | Shelby County..... | 334 | 15,915 | Winnebago County..... | 1,639 | 161,816 |
| Remainder of County..... | 140 | 6,067 | Shelbyville..... | 113 | 7,974 | Rockford..... | 1,196 | 135,738 |
| Moultrie County..... | 176 | 9,180 | Remainder of County..... | 221 | 7,941 | South Beloit..... | 45 | 3,150 |
| Sullivan..... | 85 | 5,100 | Stark County..... | 132 | 5,980 | Remainder of County..... | 398 | 22,928 |
| Remainder of County..... | 91 | 4,080 | | | | Woodford County..... | 271 | 17,786 |
| Ogle County..... | 460 | 28,897 | | | | | | |
| Mt. Morris..... | 37 | 2,048 | | | | | | |
| Oregon..... | 74 | 5,267 | | | | | | |
| Rochelle..... | 103 | 9,079 | | | | | | |
| Remainder of County..... | 246 | 12,503 | | | | | | |

Standard Notes: (D) Withheld to avoid disclosure. (NA) Not available.

¹Data in this table differ from those which appeared in the publications of the 1948 Census of Retail Trade. For a description of the adjustments see Comparison of 1948 and 1954 Censuses in the Introduction. ²Centralia is in Clinton and Marion Counties. ⁶Collinsville is in Madison and St. Clair Counties.

Table 103. RETAIL TRADE: 1954 — STANDARD METROPOLITAN AREAS — Continued

Establishments, Sales, Payroll, and Personnel, by Kind of Business

| Standard metropolitan area and kind of business | Establishments | | Sales | | Payroll, entire year (\$1,000) | Payroll, workweek ended nearest Nov. 15 | | Paid employees, workweek ended nearest Nov. 15 | | Proprietors (unincorporated businesses only) ¹ (Number) |
|--|--------------------------------|--------------------------|---|--|-----------------------------------|---|----------------------------|--|---------------------------|---|
| | Total ¹ (Number) | With payroll (Number) | Total, all establishments ¹ (\$1,000) | Establishments with payroll (\$1,000) | | Total (Dollars) | Full workweek (Dollars) | Total (Number) | Full workweek (Number) | |
| CHICAGO STANDARD METROPOLITAN AREA—Con. | | | | | | | | | | |
| Other Retail Stores—Con. | | | | | | | | | | |
| Jewelry stores..... | 851 | 517 | 62,679 | 56,937 | 9,628 | 181,980 | 173,525 | 2,413 | 2,109 | 793 |
| Book stores..... | 126 | 80 | 6,938 | 6,190 | 991 | 20,564 | 17,210 | 461 | 318 | 113 |
| Stationery stores..... | 275 | 181 | 25,340 | 24,094 | 5,103 | 93,635 | 89,349 | 1,510 | 1,299 | 270 |
| Sporting goods stores..... | 238 | 162 | 19,744 | 17,996 | 2,359 | 42,300 | 39,828 | 719 | 617 | 230 |
| Bicycle stores..... | 89 | 27 | 1,944 | 986 | 99 | 1,692 | 1,395 | 38 | 24 | 101 |
| Florists..... | 655 | 417 | 26,813 | 22,911 | 4,444 | 83,228 | 77,085 | 1,481 | 1,197 | 769 |
| Cigar stores, stands..... | 357 | 233 | 17,264 | 14,726 | 1,395 | 26,584 | 24,734 | 541 | 420 | 292 |
| News dealers, newsstands..... | 415 | 137 | 15,963 | 12,323 | 1,402 | 29,246 | 21,382 | 1,047 | 572 | 416 |
| Gift, novelty, souvenir stores..... | 547 | 197 | 14,610 | 10,224 | 1,192 | 27,578 | 22,095 | 768 | 423 | 621 |
| Music stores..... | 231 | 143 | 15,440 | 13,426 | 2,033 | 36,198 | 32,736 | 635 | 485 | 226 |
| Camera, photographic supply stores..... | 128 | 106 | 14,688 | 13,946 | 1,428 | 29,057 | 27,436 | 381 | 312 | 109 |
| Luggage, leather goods stores..... | 67 | 41 | 3,056 | 2,594 | 310 | 5,487 | 5,230 | 98 | 89 | 70 |
| Optical goods stores..... | 102 | 80 | 5,972 | 5,636 | 1,789 | 32,177 | 31,218 | 384 | 353 | 54 |
| Office, store machine and equipment dealers..... | 95 | 53 | 6,619 | 5,993 | 1,243 | 28,128 | 26,198 | 429 | 385 | 108 |
| Retail stores (except second-hand) n.e.c..... | 320 | 320 | 24,634 | 24,634 | 4,105 | 80,592 | 75,730 | 1,354 | 1,148 | 259 |
| Second-hand stores..... | 430 | 220 | 14,573 | 12,503 | 2,110 | 40,419 | 38,718 | 624 | 555 | 451 |
| Nonstore Retailers | | | | | | | | | | |
| Total..... | 3,246 | 668 | 640,171 | 604,265 | 94,223 | 2,080,281 | 1,962,913 | 35,341 | 30,754 | 3,284 |
| Mail order houses..... | 183 | 121 | 470,030 | 469,248 | 64,690 | 1,541,095 | 1,439,556 | 27,041 | 23,527 | 127 |
| Direct selling (house-to-house) organizations..... | 2,844 | 442 | 146,915 | 113,859 | 26,752 | 489,061 | 474,737 | 7,556 | 6,545 | 2,924 |
| Merchandise vending machine operators..... | 219 | 105 | 23,226 | 21,158 | 2,781 | 50,125 | 48,620 | 744 | 682 | 233 |
| DAVENPORT-ROCK ISLAND-MOLINE STANDARD METROPOLITAN AREA—Consists of Rock Island County, Ill.; and Scott County, Iowa | | | | | | | | | | |
| Retail trade, total..... | 2,634 | 1,928 | 290,955 | 276,967 | 32,893 | 620,416 | 563,386 | 13,025 | 9,966 | 2,663 |
| Food Stores | | | | | | | | | | |
| Total..... | 445 | 297 | 64,219 | 60,287 | 4,208 | 75,211 | 60,639 | 1,820 | 1,030 | 472 |
| Grocery stores..... | 340 | 238 | 59,403 | 56,287 | 3,663 | 64,834 | 51,472 | 1,582 | 867 | 371 |
| Meat markets..... | 23 | 15 | 2,357 | 2,115 | 177 | 3,280 | 2,953 | 53 | 39 | 25 |
| Fish (seafood) markets..... | ... | ... | ... | ... | ... | ... | ... | ... | ... | ... |
| Fruit stores, vegetable markets..... | 8 | ... | (D) | (D) | (D) | (D) | (D) | (D) | (D) | (D) |
| Candy, nut, confectionery stores..... | 14 | 12 | 466 | (D) | 58 | 1,222 | 939 | 31 | 21 | 18 |
| Bakery products stores..... | 26 | 12 | 820 | 608 | 176 | 3,453 | 3,173 | 82 | 64 | 24 |
| Bakeries, with baking on premises..... | (NA) | 9 | (NA) | 564 | 162 | 3,353 | 3,078 | 80 | 62 | (NA) |
| Bakeries, without baking on premises..... | (NA) | 3 | (NA) | 44 | 14 | 100 | 95 | 2 | 2 | (NA) |
| Delicatessen stores..... | 2 | 2 | (D) | (D) | 1 | (D) | (D) | (D) | (D) | (D) |
| Food stores, n.e.c..... | 30 | 18 | 978 | 764 | 127 | 2,310 | 1,990 | 69 | 36 | 20 |
| Eating, Drinking Places | | | | | | | | | | |
| Total..... | 708 | 586 | 28,371 | 26,445 | 4,776 | 94,488 | 85,538 | 2,544 | 2,003 | 834 |
| Eating places (except refreshment stands)..... | 257 | 217 | 11,601 | 11,273 | 2,644 | 53,636 | 49,061 | 1,531 | 1,261 | 304 |
| Restaurants, cafeterias..... | (NA) | 210 | (NA) | 10,813 | 2,514 | 51,154 | 46,607 | 1,474 | 1,205 | (NA) |
| Caterers..... | (NA) | 1 | (NA) | (D) | (D) | (D) | (D) | (D) | (D) | (NA) |
| In-plant food contractors..... | (NA) | 6 | (NA) | (D) | (D) | (D) | (D) | (D) | (D) | (NA) |
| Refreshment stands..... | 57 | 49 | 1,209 | 1,133 | 132 | 2,068 | 1,532 | 109 | 55 | 67 |
| Drinking places..... | 394 | 320 | 15,561 | 14,039 | 2,000 | 38,784 | 34,945 | 904 | 687 | 463 |
| General Merchandise Group | | | | | | | | | | |
| Total..... | 75 | 59 | 34,945 | 34,655 | 5,383 | 106,538 | 96,182 | 2,590 | 1,989 | 47 |
| Department stores..... | 15 | 15 | 25,562 | 25,562 | 4,064 | 82,134 | 74,540 | 1,835 | 1,467 | ... |
| Dry goods, general merchandise stores..... | 25 | 19 | 3,004 | 2,950 | 315 | 5,548 | 5,012 | 144 | 101 | 16 |
| General stores..... | 8 | 4 | 502 | 398 | 10 | 216 | 196 | 5 | 4 | 11 |
| Variety stores..... | 27 | 21 | 5,877 | 5,745 | 994 | 18,640 | 16,434 | 606 | 417 | 20 |
| Apparel, Accessories Stores | | | | | | | | | | |
| Total..... | 180 | 156 | 15,959 | 15,541 | 2,225 | 40,131 | 35,073 | 1,024 | 690 | 132 |
| Shoe stores..... | 46 | 36 | 2,625 | 2,531 | 327 | 6,230 | 5,495 | 136 | 85 | 23 |
| Men's shoe stores..... | (NA) | 5 | (NA) | (D) | (D) | (D) | (D) | (D) | (D) | (NA) |
| Women's shoe stores..... | (NA) | 8 | (NA) | 692 | 100 | 2,146 | 1,825 | 43 | 23 | (NA) |
| Children's, juveniles' shoe stores..... | (NA) | 2 | (NA) | (D) | (D) | (D) | (D) | (D) | (D) | (NA) |
| Family shoe stores..... | (NA) | 21 | (NA) | 1,500 | 197 | 3,544 | 3,204 | 82 | 54 | (NA) |
| Men's, boys' clothing and furnishings stores..... | (NA) | 37 | (NA) | 4,510 | 628 | 11,024 | 9,674 | 253 | 171 | (NA) |
| Men's, boys' clothing stores..... | (NA) | 29 | (NA) | 4,007 | 592 | 10,375 | 9,137 | 230 | 158 | (NA) |
| Men's, boys' furnishings stores..... | (NA) | 8 | (NA) | 503 | 36 | 649 | 537 | 23 | 13 | (NA) |
| Family clothing stores..... | (NA) | 11 | (NA) | 1,369 | 179 | 2,965 | 2,596 | 77 | 53 | (NA) |
| Women's clothing, specialty stores..... | 55 | 59 | 6,357 | 6,357 | 996 | 18,308 | 15,792 | 522 | 350 | 40 |
| Ready-to-wear stores..... | 38 | 38 | 5,604 | 5,604 | 881 | 16,050 | 13,992 | 453 | 309 | 31 |
| Millinery stores..... | 14 | 14 | 531 | 531 | 96 | 1,668 | 1,415 | 49 | 32 | 2 |
| Clothing, specialty stores, n.e.c..... | 7 | 7 | 222 | 222 | 19 | 590 | 425 | 20 | 9 | 7 |
| Children's, infants' wear stores..... | 10 | 8 | 498 | (D) | 42 | 875 | 832 | 21 | 19 | 11 |
| Apparel stores, n.e.c..... | 9 | 5 | 426 | (D) | 53 | 729 | 684 | 15 | 12 | 13 |
| Furniture, Home Furnishings, Appliance Dealers | | | | | | | | | | |
| Total..... | 141 | 95 | 13,401 | 12,511 | 1,903 | 34,747 | 33,026 | 570 | 507 | 147 |
| Furniture, home furnishings stores..... | 70 | 52 | 8,204 | 7,768 | 1,339 | 23,947 | 23,100 | 381 | 346 | 65 |
| Furniture stores..... | (NA) | 32 | (NA) | 6,152 | 1,071 | 18,782 | 18,022 | 295 | 266 | (NA) |
| Floor covering stores..... | (NA) | 7 | (NA) | 1,017 | 187 | 3,615 | 3,604 | 52 | 51 | (NA) |
| Home furnishings stores, n.e.c., antique stores..... | (NA) | 13 | (NA) | 599 | 81 | 1,550 | 1,474 | 34 | 29 | (NA) |
| Household appliance, radio, TV stores..... | 71 | 43 | 5,197 | 4,743 | 564 | 10,800 | 9,926 | 189 | 161 | 82 |
| Household appliance stores..... | (NA) | 20 | (NA) | 2,158 | 304 | 5,997 | 5,624 | 110 | 98 | (NA) |
| Appliance, radio, TV stores..... | (NA) | 14 | (NA) | 2,102 | 161 | 2,892 | 2,502 | 47 | 37 | (NA) |
| Radio, TV stores..... | (NA) | 9 | (NA) | 483 | 99 | 1,911 | 1,800 | 32 | 26 | (NA) |
| Automotive Group | | | | | | | | | | |
| Total..... | 128 | 110 | 51,304 | 50,374 | 4,991 | 91,585 | 89,778 | 1,232 | 1,164 | 101 |
| Passenger car dealers (franchised)..... | 50 | 50 | 40,273 | 40,273 | 3,925 | 72,439 | 71,501 | 945 | 916 | 29 |
| Passenger car dealers (nonfranchised)..... | 31 | 27 | 5,903 | 5,547 | 359 | 6,151 | 5,998 | 87 | 80 | 38 |
| Tire, battery, accessory dealers..... | 29 | 25 | 3,604 | 3,522 | 587 | 10,929 | 10,239 | 164 | 137 | 18 |
| Motorcycle, aircraft, boat dealers..... | 12 | 4 | 517 | (D) | 55 | 1,108 | 1,090 | 21 | 17 | 13 |
| Household trailer dealers..... | 6 | 4 | 1,007 | (D) | 65 | 958 | 950 | 15 | 14 | 3 |
| Automotive dealers, n.e.c..... | ... | ... | ... | ... | ... | ... | ... | ... | ... | ... |

Standard Notes: (D) Withheld to avoid disclosure. (NA) Not available. n.e.c. Not elsewhere classified. XXX Not applicable. (Z) Less than \$500. ... Represents zero.
¹ Group totals may include data for establishments without payroll which could not be classified by detailed kind of business.

Table 103. RETAIL TRADE: 1954 — STANDARD METROPOLITAN AREAS — Continued

Establishments, Sales, Payroll, and Personnel, by Kind of Business

| Standard metropolitan area and kind of business | Establishments | | Sales | | Payroll, entire year (\$1,000) | Payroll, workweek ended nearest Nov. 15 | | Paid employees, workweek ended nearest Nov. 15 | | Proprietors (un- incorporated businesses only) ¹ (Number) |
|---|--------------------------------|-----------------------------|---|--|---|--|-------------------------------|--|------------------------------|--|
| | Total ¹ (Number) | With payroll (Number) | Total, all establish- ments ¹ (\$1,000) | Establish- ments with payroll (\$1,000) | | Total (Dollars) | Full workweek (Dollars) | Total (Number) | Full workweek (Number) | |
| DAVENPORT-ROCK ISLAND-MOLINE STANDARD METROPOLITAN AREA—Con. | | | | | | | | | | |
| Gasoline Service Stations | | | | | | | | | | |
| Total | 285 | 193 | 18,862 | 16,240 | 1,392 | 28,478 | 24,181 | 615 | 403 | 320 |
| Lumber, Bldg. Mats., Hardware, Farm Equipment Dealers | | | | | | | | | | |
| Total | 116 | 98 | 21,385 | 20,913 | 2,463 | 44,389 | 42,729 | 641 | 588 | 111 |
| Farm equipment dealers | 22 | 22 | 4,456 | 4,456 | 371 | 7,346 | 7,300 | 112 | 110 | 28 |
| Lumber, building materials dealers | 35 | 33 | 12,305 | (D) | 1,457 | 25,709 | 25,179 | 342 | 323 | 18 |
| Paint, glass, wallpaper stores | 17 | 13 | 1,544 | 1,246 | 214 | 3,289 | 2,912 | 55 | 47 | 15 |
| Plumbing, electrical supply stores | 10 | 8 | 959 | (D) | 234 | 4,288 | 3,863 | 53 | 46 | 9 |
| Hardware stores | 32 | 22 | 2,321 | 2,005 | 187 | 3,757 | 3,475 | 79 | 62 | 41 |
| Drug Stores, Proprietary Stores | | | | | | | | | | |
| Total | 73 | 71 | 9,571 | (D) | 1,207 | 22,787 | 19,564 | 513 | 344 | 48 |
| Drug stores | (NA) | 68 | (NA) | (D) | 1,205 | 22,754 | 19,544 | 511 | 343 | (NA) |
| Proprietary stores | (NA) | 3 | (NA) | 90 | 2 | 33 | 20 | 2 | 1 | (NA) |
| Other Retail Stores | | | | | | | | | | |
| Total | 325 | 233 | 26,598 | 25,448 | 3,358 | 64,810 | 59,835 | 1,196 | 984 | 292 |
| Liquor stores | 26 | 22 | 3,625 | 3,495 | 216 | 4,219 | 3,906 | 83 | 67 | 13 |
| Fuel, ice dealers | 49 | 39 | 4,218 | 4,090 | 602 | 12,340 | 11,211 | 209 | 160 | 47 |
| Fuel dealers (coal, wood) | (NA) | 28 | (NA) | 2,646 | 409 | 8,036 | 7,246 | 146 | 106 | (NA) |
| Liquefied petroleum gas dealers | (NA) | 7 | (NA) | (D) | (D) | (D) | (D) | (D) | (D) | (NA) |
| Fuel oil dealers | (NA) | 4 | (NA) | 790 | 79 | 1,779 | 1,499 | 27 | 23 | (NA) |
| Ice dealers | (NA) | ••• | (NA) | (D) | (D) | (D) | (D) | (D) | (D) | (NA) |
| Hay, grain, feed stores | 21 | 17 | 6,113 | 6,057 | 380 | 7,668 | 7,549 | 107 | 104 | 10 |
| Farm, garden supply stores | 8 | 6 | 659 | (D) | 61 | 882 | 772 | 14 | 12 | 7 |
| Jewelry stores | 36 | 26 | 2,308 | 2,202 | 413 | 7,292 | 6,939 | 114 | 99 | 35 |
| Book stores | 8 | 4 | 193 | 109 | 13 | 118 | 108 | 4 | 3 | 5 |
| Stationery stores | 2 | 2 | (D) | (D) | (D) | (D) | (D) | (D) | (D) | (D) |
| Sporting goods stores | 15 | 9 | 609 | 525 | 59 | 984 | 906 | 19 | 15 | 17 |
| Bicycle stores | 2 | ••• | (D) | ••• | ••• | ••• | ••• | ••• | ••• | (D) |
| Florists | 26 | 18 | 972 | 816 | 161 | 2,968 | 2,688 | 75 | 59 | 29 |
| Cigar stores, stands | 23 | 19 | 1,036 | 1,014 | 179 | 3,669 | 2,888 | 111 | 66 | 13 |
| News dealers, newsstands | ••• | ••• | ••• | ••• | ••• | ••• | ••• | ••• | ••• | ••• |
| Gift, novelty, souvenir stores | 17 | 7 | 263 | 139 | 6 | 224 | 148 | 8 | 3 | 22 |
| Music stores | 15 | 13 | 1,064 | (D) | 149 | 4,481 | 3,561 | 83 | 66 | 17 |
| Camera, photographic supply stores | 9 | 9 | 1,961 | 1,961 | 321 | 6,527 | 6,401 | 89 | 84 | 6 |
| Luggage, leather goods stores | 1 | 1 | (D) | (D) | (D) | (D) | (D) | (D) | (D) | (D) |
| Optical goods stores | 7 | 7 | 408 | 408 | 83 | 1,859 | 1,832 | 31 | 29 | 3 |
| Office, store machine and equipment dealers | 6 | 6 | 196 | 196 | 31 | 590 | 547 | 12 | 10 | 7 |
| Retail stores (except second-hand) n.e.c. | 16 | 16 | 1,706 | 1,706 | 514 | 7,247 | 6,938 | 166 | 148 | 16 |
| Second-hand stores | 24 | 12 | 491 | 391 | 66 | 1,154 | 1,112 | 23 | 20 | 24 |
| Nonstore Retailers | | | | | | | | | | |
| Total | 158 | 30 | 6,340 | (D) | 987 | 17,252 | 16,841 | 280 | 264 | 159 |
| Mail order houses | 5 | 1 | 212 | (D) | (D) | (D) | (D) | (D) | (D) | (D) |
| Direct selling (house-to-house) organizations | 139 | 21 | 4,952 | 3,710 | 781 | 13,532 | 13,161 | 224 | 209 | 140 |
| Merchandise vending machine operators | 14 | 8 | 1,176 | (D) | (D) | (D) | (D) | (D) | (D) | (D) |
| DECATUR STANDARD METROPOLITAN AREA--Coextensive with Macon County, Ill. | | | | | | | | | | |
| Retail trade, total | 1,073 | 761 | 133,250 | 128,128 | 15,400 | 298,033 | 278,254 | 6,143 | 5,079 | 1,117 |
| Food Stores | | | | | | | | | | |
| Total | 175 | 111 | 28,789 | 27,445 | 1,996 | 38,672 | 34,952 | 824 | 640 | 191 |
| Grocery stores | 144 | 88 | 27,038 | 25,736 | 1,800 | 34,648 | 31,436 | 728 | 570 | 165 |
| Meat markets | 6 | 6 | 1,172 | (D) | 108 | 2,007 | 1,715 | 38 | 26 | 3 |
| Fish (seafood) markets | 1 | 1 | (D) | (D) | (D) | (D) | (D) | (D) | (D) | (D) |
| Fruit stores, vegetable markets | 2 | ••• | (D) | ••• | ••• | ••• | ••• | ••• | ••• | (D) |
| Candy, nut, confectionery stores | 7 | 7 | 203 | 203 | 32 | 795 | 672 | 23 | 18 | 5 |
| Bakery products stores | 9 | 5 | 161 | 133 | 35 | 999 | 971 | 23 | 21 | 9 |
| Bakeries, with baking on premises | (NA) | 4 | (NA) | (D) | (D) | (D) | (D) | (D) | (D) | (NA) |
| Bakeries, without baking on premises | (NA) | 1 | (NA) | (D) | (D) | (D) | (D) | (D) | (D) | (NA) |
| Delicatessen stores | 1 | 1 | (D) | (D) | (D) | (D) | (D) | (D) | (D) | (D) |
| Food stores, n.e.c. | 5 | 3 | 76 | (D) | (D) | (D) | (D) | (D) | (D) | (D) |
| Eating, Drinking Places | | | | | | | | | | |
| Total | 209 | 183 | 11,478 | 11,110 | 2,215 | 45,564 | 42,692 | 1,281 | 1,100 | 270 |
| Eating places (except refreshment stands) | 124 | 110 | 6,620 | 6,420 | 1,610 | 33,785 | 31,937 | 1,004 | 880 | 160 |
| Restaurants, cafeterias | (NA) | 105 | (NA) | 6,132 | 1,499 | 31,481 | 29,832 | 949 | 836 | (NA) |
| Caterers | (NA) | ••• | (NA) | ••• | ••• | ••• | ••• | ••• | ••• | (NA) |
| In-plant food contractors | (NA) | 5 | (NA) | 288 | 111 | 2,304 | 2,105 | 55 | 44 | (NA) |
| Refreshment stands | 14 | 10 | 267 | 247 | 32 | 622 | 527 | 30 | 20 | 17 |
| Drinking places | 71 | 63 | 4,591 | 4,443 | 573 | 11,157 | 10,228 | 247 | 200 | 93 |
| General Merchandise Group | | | | | | | | | | |
| Total | 33 | 25 | 18,390 | 18,276 | 2,864 | 55,464 | 49,317 | 1,241 | 914 | 18 |
| Department stores | 7 | 7 | 14,286 | 14,286 | 2,218 | 43,921 | 39,088 | 902 | 665 | ••• |
| Dry goods, general merchandise stores | 10 | 6 | (D) | (D) | (D) | (D) | (D) | (D) | (D) | (D) |
| General stores | 2 | 2 | (D) | (D) | (D) | (D) | (D) | (D) | (D) | (D) |
| Variety stores | 14 | 10 | 2,440 | 2,374 | 395 | 7,576 | 6,304 | 253 | 166 | 11 |
| Apparel, Accessories Stores | | | | | | | | | | |
| Total | 74 | 64 | 7,481 | 7,373 | 1,119 | 20,014 | 18,566 | 469 | 366 | 43 |
| Shoe stores | 19 | 17 | 1,704 | (D) | 225 | 3,885 | 3,690 | 82 | 62 | 10 |
| Men's shoe stores | (NA) | 3 | (NA) | (D) | (D) | (D) | (D) | (D) | (D) | (NA) |
| Women's shoe stores | (NA) | 6 | (NA) | (D) | (D) | (D) | (D) | (D) | (D) | (NA) |
| Children's, juveniles' shoe stores | (NA) | ••• | (NA) | ••• | ••• | ••• | ••• | ••• | ••• | (NA) |
| Family shoe stores | (NA) | 8 | (NA) | 1,118 | 159 | 2,796 | 2,645 | 58 | 43 | (NA) |
| Men's, boys' clothing and furnishings stores | (NA) | 15 | (NA) | 2,243 | 327 | 5,968 | 5,604 | 126 | 101 | (NA) |
| Men's, boys' clothing stores | (NA) | 14 | (NA) | (D) | (D) | (D) | (D) | (D) | (D) | (NA) |
| Men's, boys' furnishings stores | (NA) | 1 | (NA) | (D) | (D) | (D) | (D) | (D) | (D) | (NA) |
| Family clothing stores | (NA) | 2 | (NA) | (D) | (D) | (D) | (D) | (D) | (D) | (NA) |
| Women's clothing, specialty stores | 26 | 24 | 2,852 | (D) | (D) | (D) | (D) | (D) | (D) | (D) |
| Ready-to-wear stores | (NA) | 15 | (NA) | 2,445 | 340 | 6,110 | 5,522 | 174 | 136 | (NA) |
| Millinery stores | (NA) | 7 | (NA) | 298 | 71 | 1,291 | 1,191 | 32 | 27 | (NA) |
| Clothing, specialty stores, n.e.c. | (NA) | 2 | (NA) | (D) | (D) | (D) | (D) | (D) | (D) | (NA) |

Standard Notes: (D) Withheld to avoid disclosure. (NA) Not available. n.e.c. Not elsewhere classified. XXXX Not applicable. (Z) Less than \$500. ... Represents zero.
¹ Group totals may include data for establishments without payroll which could not be classified by detailed kind of business.

Table 103. RETAIL TRADE: 1954 — STANDARD METROPOLITAN AREAS — Continued

Establishments, Sales, Payroll, and Personnel, by Kind of Business

| Standard metropolitan area and kind of business | Establishments | | Sales | | Payroll, entire year (\$1,000) | Payroll, workweek ended nearest Nov. 15 | | Paid employees, workweek ended nearest Nov. 15 | | Proprietors (unincorporated businesses only) ¹ (Number) |
|---|-----------------------------|-----------------------|--|---------------------------------------|--------------------------------|---|-------------------------|--|------------------------|--|
| | Total ¹ (Number) | With payroll (Number) | Total, all establishments ¹ (\$1,000) | Establishments with payroll (\$1,000) | | Total (Dollars) | Full workweek (Dollars) | Total (Number) | Full workweek (Number) | |
| DECATUR STANDARD METROPOLITAN AREA--Con. | | | | | | | | | | |
| Apparel, Accessories Stores--Con. | | | | | | | | | | |
| Children's, infants' wear stores..... | 2 | 2 | (D) | (D) | (D) | (D) | (D) | (D) | (D) | (D) |
| Apparel stores, n.e.c..... | 4 | 4 | 286 | 286 | 98 | 1,825 | 1,771 | 24 | 21 | 2 |
| Furniture, Home Furnishings, Appliance Dealers | | | | | | | | | | |
| Total..... | 63 | 47 | 6,696 | 6,420 | 965 | 16,221 | 15,713 | 264 | 252 | 67 |
| Furniture, home furnishings stores..... | 25 | 21 | 3,197 | 3,153 | 505 | 8,509 | 8,233 | 159 | 151 | 19 |
| Furniture stores..... | (NA) | 15 | (NA) | 2,566 | 420 | 6,983 | 6,880 | 112 | 107 | (NA) |
| Floor covering stores..... | (NA) | 2 | (NA) | (D) | (D) | (D) | (D) | (D) | (D) | (NA) |
| Home furnishings stores, n.e.c., antique stores..... | (NA) | 4 | (NA) | (D) | (D) | (D) | (D) | (D) | (D) | (NA) |
| Household appliance, radio, TV stores..... | 38 | 26 | 3,499 | 3,267 | 460 | 7,712 | 7,480 | 130 | 121 | 48 |
| Household appliance stores..... | (NA) | 7 | (NA) | 1,292 | 249 | 3,857 | 3,852 | 63 | 62 | (NA) |
| Appliance, radio, TV stores..... | (NA) | 12 | (NA) | 1,320 | 149 | 3,043 | 2,810 | 54 | 46 | (NA) |
| Radio, TV stores..... | (NA) | 7 | (NA) | 655 | 62 | 812 | 812 | 13 | 13 | (NA) |
| Automotive Group | | | | | | | | | | |
| Total..... | 53 | 41 | 27,241 | 26,853 | 2,440 | 48,479 | 47,928 | 584 | 566 | 40 |
| Passenger car dealers (franchised)..... | 16 | 16 | 21,036 | 21,436 | 2,018 | 40,526 | 40,335 | 466 | 459 | 7 |
| Passenger car dealers (nonfranchised)..... | 18 | 10 | 2,825 | 2,519 | 85 | 1,725 | 1,565 | 28 | 24 | 25 |
| Tire, battery, accessory dealers..... | 14 | 10 | 1,725 | 1,643 | 238 | 4,307 | 4,212 | 64 | 61 | 6 |
| Motocycle, aircraft, boat dealers..... | 1 | 1 | (D) | (D) | (D) | (D) | (D) | (D) | (D) | (D) |
| Household trailer dealers..... | 4 | 4 | (D) | (D) | (D) | (D) | (D) | (D) | (D) | (D) |
| Automotive dealers, n.e.c..... | *** | *** | *** | *** | *** | *** | *** | *** | *** | *** |
| Gasoline Service Stations | | | | | | | | | | |
| Total..... | 142 | 112 | 8,912 | 8,314 | 780 | 16,848 | 15,819 | 352 | 324 | 154 |
| Lumber, Bldg. Mats., Hardware, Farm Equipment Dealers | | | | | | | | | | |
| Total..... | 74 | 58 | 8,592 | 8,200 | 1,110 | 21,136 | 20,372 | 354 | 316 | 72 |
| Farm equipment dealers..... | 14 | 14 | 1,732 | 1,732 | 164 | 3,808 | 3,620 | 65 | 58 | 18 |
| Lumber, building materials dealers..... | 25 | 17 | 3,622 | 3,460 | 470 | 7,699 | 7,543 | 113 | 107 | 21 |
| Paint, glass, wallpaper stores..... | 7 | 5 | 321 | (D) | 33 | 607 | 607 | 14 | 13 | 4 |
| Plumbing, electrical supply stores..... | 6 | 4 | 229 | (D) | 61 | 1,132 | 1,120 | 16 | 15 | 4 |
| Hardware stores..... | 22 | 18 | 2,688 | 2,564 | 342 | 7,890 | 7,482 | 145 | 123 | 25 |
| Drug Stores, Proprietary Stores | | | | | | | | | | |
| Total..... | 24 | 22 | 2,828 | (D) | 439 | 7,262 | 6,251 | 187 | 135 | 25 |
| Drug stores..... | (NA) | 16 | (NA) | (D) | 400 | 6,619 | 5,641 | 167 | 117 | (NA) |
| Proprietary stores..... | (NA) | 6 | (NA) | 286 | 39 | 643 | 610 | 20 | 18 | (NA) |
| Other Retail Stores | | | | | | | | | | |
| Total..... | 147 | 85 | 10,891 | (D) | 1,245 | 24,274 | 22,663 | 492 | 411 | 151 |
| Liquor stores..... | 13 | 9 | 1,162 | 1,044 | 82 | 1,676 | 1,556 | 29 | 25 | 16 |
| Fuel, ice dealers..... | 16 | 16 | 1,771 | 1,771 | 156 | 4,154 | 3,629 | 50 | 57 | 16 |
| Fuel dealers (coal, wood)..... | 6 | 6 | 1,158 | 1,158 | 85 | 2,725 | 2,419 | 51 | 36 | 9 |
| Liquefied petroleum gas dealers..... | 7 | 7 | 428 | 428 | 50 | 1,094 | 1,005 | 24 | 18 | 4 |
| Fuel oil dealers..... | 3 | 3 | 185 | 185 | 21 | 335 | 205 | 5 | 3 | 3 |
| Ice dealers..... | *** | *** | *** | *** | *** | *** | *** | *** | *** | *** |
| Hay, grain, feed stores..... | 12 | 6 | 1,154 | 982 | 75 | 1,396 | 1,342 | 31 | 28 | 11 |
| Farm, garden supply stores..... | 6 | 4 | 1,225 | (D) | (D) | (D) | (D) | (D) | (D) | (D) |
| Jewelry stores..... | 20 | 10 | 1,650 | 1,552 | 227 | 4,344 | 4,319 | 89 | 87 | 23 |
| Book stores..... | 1 | 1 | (D) | (D) | (D) | (D) | (D) | (D) | (D) | (D) |
| Stationery stores..... | 3 | 3 | (D) | (D) | (D) | (D) | (D) | (D) | (D) | (D) |
| Sporting goods stores..... | 10 | 8 | 347 | (D) | 24 | 367 | 304 | 15 | 13 | 10 |
| Bicycle stores..... | *** | *** | (D) | *** | *** | *** | *** | *** | *** | (D) |
| Florists..... | 8 | 2 | 391 | (D) | (D) | (D) | (D) | (D) | (D) | (D) |
| Cigar stores, stands..... | 3 | 3 | 99 | 99 | 12 | 178 | 162 | 6 | 5 | 6 |
| News dealers, newsstands..... | 1 | 1 | (D) | (D) | (D) | (D) | (D) | (D) | (D) | (D) |
| Gift, novelty, souvenir stores..... | 4 | *** | 36 | *** | *** | *** | *** | *** | *** | 4 |
| Music stores..... | 7 | 5 | 471 | (D) | 94 | 1,793 | 1,592 | 34 | 22 | 4 |
| Camera, photographic supply stores..... | 1 | 1 | (D) | (D) | (D) | (D) | (D) | (D) | (D) | (D) |
| Luggage, leather goods stores..... | 1 | 1 | (D) | (D) | (D) | (D) | (D) | (D) | (D) | (D) |
| Optical goods stores..... | 2 | 2 | (D) | (D) | (D) | (D) | (D) | (D) | (D) | (D) |
| Office, store machine and equipment dealers..... | 5 | 3 | 160 | (D) | 36 | 586 | 570 | 10 | 9 | 4 |
| Retail stores (except second-hand) n.e.c..... | 6 | 6 | 246 | 246 | 36 | 675 | 482 | 21 | 8 | 6 |
| Second-hand stores..... | 12 | 4 | 306 | (D) | (D) | (D) | (D) | (D) | (D) | (D) |
| Nonstore Retailers | | | | | | | | | | |
| Total..... | 79 | 13 | 1,952 | 1,372 | 227 | 4,099 | 3,981 | 60 | 55 | 86 |
| Mail order houses..... | 1 | 1 | (D) | (D) | (D) | (D) | (D) | (D) | (D) | (D) |
| Direct selling (house-to-house) organizations..... | 68 | 8 | 1,126 | 664 | 158 | 2,773 | 2,681 | 38 | 36 | 71 |
| Merchandise vending machine operators..... | 10 | 4 | (D) | (D) | (D) | (D) | (D) | (D) | (D) | (D) |
| PEORIA STANDARD METROPOLITAN AREA--Consists of Peoria and Tazewell Counties, Ill. | | | | | | | | | | |
| Retail trade, total..... | 2,758 | 2,006 | 300,412 | 287,060 | 33,539 | 678,141 | 612,739 | 13,861 | 10,372 | 2,835 |
| Food Stores | | | | | | | | | | |
| Total..... | 487 | 329 | 65,887 | 61,551 | 4,106 | 81,122 | 70,235 | 1,752 | 1,174 | 556 |
| Grocery stores..... | 369 | 253 | 59,727 | 56,089 | 3,438 | 67,054 | 57,996 | 1,419 | 946 | 430 |
| Meat markets..... | 15 | 13 | 2,390 | (D) | 204 | 3,809 | 3,441 | 63 | 45 | 15 |
| Fish (seafood) markets..... | 5 | 1 | 64 | (D) | (D) | (D) | (D) | (D) | (D) | (D) |
| Fruit stores, vegetable markets..... | 8 | 6 | (D) | (D) | (D) | (D) | (D) | (D) | (D) | (D) |
| Candy, nut, confectionery stores..... | 36 | 18 | 781 | 529 | 62 | 1,513 | 1,059 | 44 | 27 | 43 |
| Bakery products stores..... | 26 | 20 | 1,232 | 1,160 | 306 | 6,614 | 5,909 | 163 | 115 | 32 |
| Bakeries, with baking on premises..... | (NA) | 20 | (NA) | 1,160 | 306 | 6,614 | 5,909 | 163 | 115 | (NA) |
| Bakeries, without baking on premises..... | (NA) | *** | (NA) | *** | *** | *** | *** | *** | *** | (NA) |
| Delicatessen stores..... | 2 | 2 | (D) | (D) | (D) | (D) | (D) | (D) | (D) | (D) |
| Food stores, n.e.c..... | 26 | 16 | 1,004 | 742 | 60 | 1,420 | 1,212 | 40 | 24 | 18 |
| Eating, Drinking Places | | | | | | | | | | |
| Total..... | 680 | 520 | 24,815 | 22,523 | 4,343 | 86,802 | 74,449 | 2,428 | 1,752 | 804 |
| Eating places (except refreshment stands)..... | 257 | 211 | 11,300 | 10,846 | 2,738 | 55,440 | 47,947 | 1,636 | 1,209 | 310 |
| Restaurants, cafeterias..... | (NA) | 203 | (NA) | 10,444 | 2,602 | 52,522 | 45,425 | 1,542 | 1,153 | (NA) |
| Caterers..... | (NA) | 4 | (NA) | (D) | (D) | (D) | (D) | (D) | (D) | (NA) |
| In-plant food contractors..... | (NA) | 4 | (NA) | (D) | (D) | (D) | (D) | (D) | (D) | (NA) |

Standard Notes: (D) Withheld to avoid disclosure. (NA) Not available. n.e.c. Not elsewhere classified. XXX Not applicable. (Z) Less than \$500. ... Represents zero.
¹ Group totals may include data for establishments without payroll which could not be classified by detailed kind of business.

RETAIL TRADE—AREA STATISTICS

Table 103. RETAIL TRADE: 1954—STANDARD METROPOLITAN AREAS—Continued

Establishments, Sales, Payroll, and Personnel, by Kind of Business

| Standard metropolitan area and kind of business | Establishments | | Sales | | Payroll, entire year (\$1,000) | Payroll, workweek ended nearest Nov. 15 | | Paid employees, workweek ended nearest Nov. 15 | | Proprietors (un- incorporated businesses only) ¹ (Number) |
|---|--------------------------------|-----------------------------|---|--|---|--|-------------------------------|--|------------------------------|--|
| | Total ¹ (Number) | With payroll (Number) | Total, all establish- ments ¹ (\$1,000) | Establish- ments with payroll (\$1,000) | | Total (Dollars) | Full workweek (Dollars) | Total (Number) | Full workweek (Number) | |
| PEORIA STANDARD METROPOLITAN AREA--Con. | | | | | | | | | | |
| Eating, Drinking Places--Con. | | | | | | | | | | |
| Refreshment stands..... | 51 | 39 | 760 | 698 | 100 | 1,198 | 826 | 69 | 32 | 59 |
| Drinking places..... | 572 | 270 | 12,755 | 10,979 | 1,505 | 30,164 | 25,682 | 723 | 511 | 435 |
| General Merchandise Group | | | | | | | | | | |
| Total..... | 93 | 73 | 39,727 | 39,375 | 5,863 | 133,270 | 112,476 | 3,307 | 2,075 | 69 |
| Department stores..... | 8 | 8 | 26,279 | 26,279 | 4,183 | 95,047 | 84,885 | 2,095 | 1,464 | ... |
| Dry goods, general merchandise stores..... | 29 | 25 | 2,066 | 2,868 | 342 | 6,204 | 5,452 | 163 | 116 | 22 |
| General stores..... | 12 | 10 | (D) | (D) | (D) | (D) | (D) | (D) | (D) | (D) |
| Variety stores..... | 44 | 30 | (D) | (D) | (D) | (D) | (D) | (D) | (D) | (D) |
| Apparel, Accessories Stores | | | | | | | | | | |
| Total..... | 162 | 144 | 15,991 | 15,795 | 2,373 | 46,631 | 42,390 | 1,013 | 746 | 100 |
| Shoe stores..... | 49 | 39 | (D) | (D) | (D) | (D) | (D) | (D) | (D) | (D) |
| Men's shoe stores..... | (NA) | 6 | (NA) | 392 | 47 | 771 | 748 | 13 | 11 | (NA) |
| Women's shoe stores..... | (NA) | 1 | (NA) | 751 | 115 | 2,514 | 2,267 | 58 | 37 | (NA) |
| Children's, juveniles' shoe stores..... | (NA) | 6 | (NA) | (D) | (D) | (D) | (D) | (D) | (D) | (NA) |
| Family shoe stores..... | (NA) | 26 | (NA) | 2,364 | 313 | 5,697 | 4,929 | 126 | 81 | (NA) |
| Men's, boys' clothing and furnishings stores..... | 22 | 22 | 4,109 | 4,109 | 653 | 11,863 | 11,191 | 206 | 156 | 12 |
| Men's, boys' clothing stores..... | 19 | 19 | 3,778 | 3,778 | 625 | 11,319 | 10,705 | 193 | 148 | 10 |
| Men's, boys' furnishings stores..... | 3 | 3 | 331 | 331 | 28 | 544 | 486 | 13 | 8 | 2 |
| Family clothing stores..... | 14 | 14 | 2,201 | 2,201 | 417 | 8,296 | 7,435 | 212 | 156 | 6 |
| Women's clothing, specialty stores..... | 54 | 52 | 5,120 | (D) | 699 | 14,468 | 12,894 | 343 | 256 | 31 |
| Ready-to-wear stores..... | (NA) | 30 | (NA) | 3,826 | 520 | 10,473 | 9,256 | 253 | 187 | (NA) |
| Millinery stores..... | (NA) | 11 | (NA) | 742 | 113 | 2,622 | 2,529 | 55 | 48 | (NA) |
| Clothing, specialty stores, n.e.c..... | (NA) | 11 | (NA) | (D) | 66 | 1,373 | 1,109 | 35 | 21 | (NA) |
| Children's, infants' wear stores..... | 7 | 7 | 400 | 400 | 42 | 743 | 739 | 18 | 18 | 7 |
| Apparel stores, n.e.c..... | 10 | 10 | (D) | (D) | (D) | (D) | (D) | (D) | (D) | (D) |
| Furniture, Home Furnishings, Appliance Dealers | | | | | | | | | | |
| Total..... | 160 | 110 | 17,233 | 16,279 | 2,383 | 50,687 | 48,635 | 795 | 724 | 153 |
| Furniture, home furnishings stores..... | 69 | 51 | 11,278 | 10,830 | 1,644 | 35,805 | 34,927 | 543 | 513 | 60 |
| Furniture stores..... | (NA) | 34 | (NA) | 8,970 | 1,401 | 31,288 | 30,632 | 476 | 455 | (NA) |
| Floor covering stores..... | (NA) | 9 | (NA) | 1,146 | 127 | 2,563 | 2,484 | 32 | 29 | (NA) |
| Home furnishings stores, n.e.c., antique stores..... | (NA) | 8 | (NA) | 714 | 116 | 1,954 | 1,811 | 35 | 29 | (NA) |
| Household appliance, radio, TV stores..... | 41 | 59 | 5,955 | 5,449 | 739 | 14,882 | 13,706 | 252 | 211 | 93 |
| Household appliance stores..... | (NA) | 16 | (NA) | 1,179 | 186 | 3,354 | 3,252 | 57 | 52 | (NA) |
| Appliance, radio, TV stores..... | (NA) | 25 | (NA) | 2,815 | 404 | 8,227 | 7,611 | 100 | 107 | (NA) |
| Radio, TV stores..... | (NA) | 18 | (NA) | 1,455 | 149 | 3,301 | 2,843 | 65 | 52 | (NA) |
| Automotive Group | | | | | | | | | | |
| Total..... | 143 | 115 | 56,225 | 55,365 | 5,077 | 94,758 | 92,556 | 1,248 | 1,175 | 130 |
| Passenger car dealers (franchised)..... | 65 | 65 | 46,315 | 46,315 | 4,025 | 73,205 | 72,622 | 916 | 898 | 62 |
| Passenger car dealers (nonfranchised)..... | 35 | 15 | 4,926 | 4,170 | 350 | 8,035 | 7,256 | 124 | 105 | 39 |
| Tire, battery, accessory dealers..... | 29 | 25 | 3,468 | 3,408 | 486 | 9,552 | 8,950 | 148 | 123 | 18 |
| Motorcycle, aircraft, boat dealers..... | 11 | 7 | 797 | 753 | 143 | 3,049 | 2,809 | 48 | 37 | 10 |
| Household trailer dealers..... | 2 | 2 | (D) | (D) | (D) | (D) | (D) | (D) | (D) | (D) |
| Automotive dealers, n.e.c..... | 1 | 1 | (D) | (D) | (D) | (D) | (D) | (D) | (D) | (D) |
| Gasoline Service Stations | | | | | | | | | | |
| Total..... | 332 | 240 | 18,596 | 16,656 | 1,461 | 30,253 | 25,514 | 674 | 456 | 371 |
| Lumber, Bldg. Mats., Hardware, Farm Equipment Dealers | | | | | | | | | | |
| Total..... | 180 | 154 | 22,603 | 22,317 | 2,856 | 53,865 | 52,114 | 773 | 692 | 164 |
| Farm equipment dealers..... | 25 | 25 | 4,563 | 4,563 | 477 | 8,507 | 8,010 | 132 | 118 | 26 |
| Lumber, building materials dealers..... | 54 | 50 | 10,184 | 10,154 | 1,349 | 25,095 | 24,876 | 310 | 292 | 37 |
| Paint, glass, wallpaper stores..... | 12 | 10 | 2,050 | (D) | 195 | 3,635 | 3,635 | 50 | 50 | 15 |
| Plumbing, electrical supply stores..... | 23 | 19 | 1,525 | (D) | 296 | 5,923 | 5,654 | 86 | 79 | 23 |
| Hardware stores..... | 66 | 59 | 4,281 | 4,065 | 539 | 10,705 | 9,939 | 195 | 153 | 63 |
| Drug Stores, Proprietary Stores | | | | | | | | | | |
| Total..... | 81 | 73 | 8,723 | 8,627 | 1,124 | 21,241 | 18,753 | 508 | 375 | 63 |
| Drug stores..... | (NA) | 68 | (NA) | 8,492 | 1,115 | 21,129 | 18,753 | 502 | 375 | (NA) |
| Proprietary stores..... | (NA) | 5 | (NA) | 135 | 9 | 112 | ... | 6 | ... | (NA) |
| Other Retail Stores | | | | | | | | | | |
| Total..... | 305 | 219 | 23,565 | 22,375 | 2,612 | 51,434 | 47,869 | 957 | 808 | 294 |
| Liquor stores..... | 32 | 28 | 2,731 | 2,605 | 168 | 3,308 | 2,880 | 72 | 50 | 32 |
| Fuel, ice dealers..... | 33 | 31 | 2,979 | (D) | 377 | 6,513 | 6,055 | 102 | 90 | 32 |
| Fuel dealers (coal, wood)..... | (NA) | 27 | (NA) | 2,077 | 309 | 5,424 | 4,990 | 85 | 74 | (NA) |
| Liquefied petroleum gas dealers..... | (NA) | 3 | (NA) | 861 | (D) | (D) | (D) | (D) | (D) | (NA) |
| Fuel oil dealers..... | (NA) | ... | (NA) | ... | ... | ... | ... | ... | ... | (NA) |
| Ice dealers..... | (NA) | 1 | (NA) | (D) | (D) | (D) | (D) | (D) | (D) | (NA) |
| Hay, grain, feed stores..... | 23 | 19 | 6,765 | 6,645 | 289 | 6,626 | 5,982 | 114 | 98 | 16 |
| Farm, garden supply stores..... | 10 | 4 | 422 | 394 | 35 | 550 | 540 | 9 | 8 | 11 |
| Jewelry stores..... | 36 | 24 | 2,648 | 2,492 | 452 | 8,103 | 7,901 | 132 | 122 | 38 |
| Book stores..... | 4 | ... | (D) | ... | ... | ... | ... | ... | ... | (D) |
| Stationery stores..... | 4 | 2 | 431 | (D) | (D) | (D) | (D) | (D) | (D) | (D) |
| Sporting goods stores..... | 9 | 5 | 617 | 569 | 98 | 2,035 | 1,988 | 26 | 25 | 8 |
| Bicycle stores..... | 3 | 3 | (D) | (D) | (D) | (D) | (D) | (D) | (D) | (D) |
| Florists..... | 22 | 20 | 758 | (D) | 105 | 1,907 | 1,527 | 49 | 33 | 28 |
| Cigar stores, stands..... | 6 | 4 | 210 | (D) | 19 | 361 | 246 | 11 | 6 | 5 |
| News dealers, newsstands..... | 6 | 6 | 311 | 311 | 26 | 548 | 397 | 18 | 11 | 6 |
| Gift, novelty, souvenir stores..... | 20 | 8 | 1,327 | 1,281 | 187 | 5,165 | 4,715 | 135 | 113 | 20 |
| Music stores..... | 9 | 9 | 950 | 950 | 198 | 2,930 | 2,888 | 46 | 42 | 9 |
| Camera, photographic supply stores..... | 7 | 7 | 683 | 683 | 89 | 2,524 | 2,504 | 45 | 44 | 6 |
| Luggage, leather goods stores..... | 1 | 1 | (D) | (D) | (D) | (D) | (D) | (D) | (D) | (D) |
| Optical goods stores..... | 7 | 7 | 279 | 279 | 153 | 3,216 | 3,141 | 28 | 24 | 3 |
| Office, store machine and equipment dealers..... | 3 | 3 | 171 | 171 | 33 | 560 | 515 | 11 | 8 | 2 |
| Retail stores (except second-hand) n.e.c..... | 16 | 16 | 788 | 788 | 126 | 2,649 | 2,448 | 53 | 42 | 13 |
| Second-hand stores..... | 32 | 22 | 930 | 848 | 149 | 2,817 | 2,734 | 71 | 66 | 32 |
| Nonstore Retailers | | | | | | | | | | |
| Total..... | 135 | 29 | 7,147 | 6,197 | 1,341 | 28,078 | 27,742 | 406 | 395 | 131 |
| Mail order houses..... | 1 | 1 | (D) | (D) | (D) | (D) | (D) | (D) | (D) | (D) |
| Direct selling (house-to-house) organizations..... | 117 | 21 | 5,478 | 4,718 | 1,137 | 24,052 | 23,743 | 356 | 346 | 115 |
| Merchandise vending machine operators..... | 17 | 7 | (D) | (D) | (D) | (D) | (D) | (D) | (D) | (D) |

Standard Notes: (D) Withheld to avoid disclosure. (NA) Not available. n.e.c. Not elsewhere classified. XXX Not applicable. (Z) Less than \$500. ... Represents zero.

¹ Group totals may include data for establishments without payroll which could not be classified by detailed kind of business.

Table 103. RETAIL TRADE: 1954 — STANDARD METROPOLITAN AREAS — Continued

Establishments, Sales, Payroll, and Personnel, by Kind of Business

| Standard metropolitan area and kind of business | Establishments | | Sales | | Payroll, entire year (\$1,000) | Payroll, workweek ended nearest Nov. 15 | | Paid employees, workweek ended nearest Nov. 15 | | Proprietors (unincorporated businesses only) ¹ (Number) |
|--|---|--------------------------|---|--|-----------------------------------|---|----------------------------|--|---------------------------|---|
| | Total ¹ (Number) | With payroll (Number) | Total, all establishments ¹ (\$1,000) | Establishments with payroll (\$1,000) | | Total (Dollars) | Full workweek (Dollars) | Total (Number) | Full workweek (Number) | |
| | ROCKFORD STANDARD METROPOLITAN AREA--Coextensive with Winnebago County, Ill | | | | | | | | | |
| Retail trade, total | 1,729 | 1,207 | 204,141 | 189,757 | 23,383 | 451,751 | 412,223 | 8,544 | 6,643 | 1,956 |
| Food Stores | | | | | | | | | | |
| Total | 352 | 194 | 41,975 | 36,617 | 2,758 | 51,700 | 44,039 | 1,055 | 702 | 436 |
| Grocery stores..... | 260 | 128 | 37,625 | 32,683 | 2,126 | 39,579 | 32,841 | 776 | 478 | 327 |
| Meat markets..... | 19 | 17 | 1,657 | (D) | 146 | 2,648 | 2,578 | 37 | 32 | 23 |
| Fish (seafood) markets..... | ... | ... | ... | ... | ... | ... | ... | ... | ... | ... |
| Fruit stores, vegetable markets..... | 10 | 6 | 356 | 320 | 32 | 541 | 511 | 12 | 9 | 10 |
| Candy, nut, confectionery stores..... | 16 | 10 | (D) | (D) | (D) | (D) | (D) | (D) | (D) | (D) |
| Bakery products stores..... | 29 | 25 | 1,268 | 1,214 | 354 | 7,279 | 6,855 | 174 | 150 | 41 |
| Bakeries, with baking on premises..... | (NA) | 24 | (NA) | (D) | (D) | (D) | (D) | (D) | (D) | (NA) |
| Bakeries, without baking on premises..... | (NA) | 1 | (NA) | (D) | (D) | (D) | (D) | (D) | (D) | (NA) |
| Delicatessen stores..... | 2 | 2 | (D) | (D) | (D) | (D) | (D) | (D) | (D) | (D) |
| Food stores, n.e.c..... | 16 | 6 | 351 | 181 | 22 | 393 | 232 | 18 | 9 | 15 |
| Eating, Drinking Places | | | | | | | | | | |
| Total | 356 | 316 | 19,144 | 18,254 | 3,507 | 72,702 | 63,302 | 1,802 | 1,364 | 483 |
| Eating places (except refreshment stands)..... | 175 | 155 | 9,862 | 9,580 | 2,463 | 50,324 | 43,995 | 1,391 | 1,036 | 231 |
| Restaurants, cafeterias..... | (NA) | 151 | (NA) | 9,088 | 2,345 | 48,393 | 42,239 | 1,347 | 1,008 | (NA) |
| Caterers..... | (NA) | 3 | (NA) | (D) | (D) | (D) | (D) | (D) | (D) | (NA) |
| In-plant food contractors..... | (NA) | 1 | (NA) | (D) | (D) | (D) | (D) | (D) | (D) | (NA) |
| Refreshment stands..... | 31 | 27 | 679 | 647 | 106 | 2,868 | 1,839 | 120 | 49 | 41 |
| Drinking places..... | 150 | 134 | 8,603 | 8,027 | 958 | 19,516 | 17,466 | 371 | 279 | 211 |
| General Merchandise Group | | | | | | | | | | |
| Total | 41 | 35 | 20,477 | 20,375 | 3,230 | 63,091 | 56,227 | 1,643 | 1,251 | 27 |
| Department stores..... | 9 | 9 | 14,619 | 14,619 | 2,477 | 47,633 | 43,814 | 1,177 | 991 | ... |
| Dry goods, general merchandise stores..... | 15 | 11 | (D) | 2,551 | (D) | (D) | (D) | (D) | (D) | (D) |
| General stores..... | 1 | 1 | (D) | (D) | (D) | (D) | (D) | (D) | (D) | (D) |
| Variety stores..... | 16 | 14 | 3,135 | (D) | 483 | 9,694 | 7,737 | 311 | 190 | 10 |
| Apparel, Accessories Stores | | | | | | | | | | |
| Total | 138 | 112 | 12,764 | 12,146 | 1,868 | 53,546 | 50,629 | 687 | 518 | 117 |
| Shoe stores..... | 32 | 30 | 2,802 | (D) | 385 | 6,301 | 5,743 | 128 | 92 | 13 |
| Men's shoe stores..... | (NA) | 4 | (NA) | (D) | (D) | (D) | (D) | (D) | (D) | (NA) |
| Women's shoe stores..... | (NA) | 6 | (NA) | 601 | 87 | 1,594 | 1,350 | 35 | 23 | (NA) |
| Children's, juveniles' shoe stores..... | (NA) | 2 | (NA) | (D) | (D) | (D) | (D) | (D) | (D) | (NA) |
| Family shoe stores..... | (NA) | 18 | (NA) | 1,872 | 257 | 3,961 | 3,680 | 62 | 60 | (NA) |
| Men's, boys' clothing and furnishings stores..... | (NA) | 23 | (NA) | 3,384 | 615 | 11,361 | 10,575 | 165 | 129 | (NA) |
| Men's, boys' clothing stores..... | (NA) | 19 | (NA) | 2,607 | 473 | 8,402 | 8,017 | 129 | 104 | (NA) |
| Men's, boys' furnishings stores..... | (NA) | 4 | (NA) | 777 | 142 | 2,959 | 2,558 | 36 | 25 | (NA) |
| Family clothing stores..... | (NA) | 9 | (NA) | 970 | 112 | 1,969 | 1,754 | 49 | 36 | (NA) |
| Women's clothing, specialty stores..... | 57 | 39 | 4,777 | 4,403 | 690 | 12,567 | 11,319 | 313 | 235 | 51 |
| Ready-to-wear stores..... | (NA) | 20 | (NA) | 3,666 | 554 | 9,938 | 8,969 | 251 | 192 | (NA) |
| Millinery stores..... | (NA) | 12 | (NA) | 385 | 78 | 1,539 | 1,380 | 41 | 29 | (NA) |
| Clothing, specialty stores, n.e.c..... | (NA) | 7 | (NA) | 352 | 58 | 1,090 | 962 | 21 | 14 | (NA) |
| Children's, infants' wear stores..... | 5 | 5 | (D) | (D) | (D) | (D) | (D) | (D) | (D) | (D) |
| Apparel stores, n.e.c..... | 6 | 6 | (D) | (D) | (D) | (D) | (D) | (D) | (D) | (D) |
| Furniture, Home Furnishings, Appliance Dealers | | | | | | | | | | |
| Total | 102 | 68 | 14,223 | 13,495 | 2,266 | 41,068 | 38,350 | 553 | 481 | 95 |
| Furniture, home furnishings stores..... | 44 | 30 | 7,978 | 7,726 | 1,513 | 25,648 | 23,659 | 329 | 289 | 34 |
| Furniture stores..... | (NA) | 21 | (NA) | 6,972 | 1,361 | 23,059 | 21,154 | 289 | 253 | (NA) |
| Floor covering stores..... | (NA) | 4 | (NA) | 517 | 105 | 1,736 | 1,736 | 23 | 23 | (NA) |
| Home furnishings stores, n.e.c., antique stores..... | (NA) | 5 | (NA) | 237 | 47 | 853 | 769 | 17 | 13 | (NA) |
| Household appliance, radio, TV stores..... | 58 | 38 | 6,245 | 5,769 | 753 | 15,420 | 14,691 | 224 | 192 | 64 |
| Household appliance stores..... | (NA) | 8 | (NA) | 739 | 127 | 3,032 | 2,997 | 40 | 39 | (NA) |
| Appliance, radio, TV stores..... | (NA) | 15 | (NA) | 3,858 | 464 | 8,805 | 8,380 | 130 | 109 | (NA) |
| Radio, TV stores..... | (NA) | 15 | (NA) | 1,172 | 162 | 3,583 | 3,314 | 54 | 44 | (NA) |
| Automotive Group | | | | | | | | | | |
| Total | 97 | 63 | 36,003 | 34,541 | 3,113 | 60,653 | 60,013 | 700 | 666 | 91 |
| Passenger car dealers (franchised)..... | 21 | 19 | 27,211 | (D) | 2,604 | 51,493 | 51,245 | 556 | 551 | 10 |
| Passenger car dealers (nonfranchised)..... | 47 | 23 | 6,149 | 5,113 | 162 | 2,875 | 2,782 | 42 | 37 | 62 |
| Tire, battery, accessory dealers..... | 19 | 15 | 1,919 | 1,851 | 317 | 5,732 | 5,433 | 94 | 70 | 12 |
| Motorcycle, aircraft, boat dealers..... | 5 | 3 | 148 | (D) | 11 | 171 | 171 | 4 | 4 | 4 |
| Household trailer dealers..... | 5 | 3 | 576 | (D) | 19 | 382 | 382 | 4 | 4 | 3 |
| Automotive dealers, n.e.c..... | ... | ... | ... | ... | ... | ... | ... | ... | ... | ... |
| Gasoline Service Stations | | | | | | | | | | |
| Total | 172 | 126 | 12,217 | 10,641 | 819 | 16,629 | 14,599 | 309 | 222 | 236 |
| Lumber, Bldg. Mats., Hardware, Farm Equipment Dealers | | | | | | | | | | |
| Total | 105 | 91 | 21,549 | 20,787 | 2,543 | 49,011 | 47,550 | 648 | 600 | 89 |
| Farm equipment dealers..... | 16 | 14 | 2,775 | (D) | 319 | 6,300 | 6,256 | 70 | 67 | 17 |
| Lumber, building materials dealers..... | 35 | 31 | 13,418 | 12,980 | 1,553 | 29,610 | 28,924 | 369 | 354 | 17 |
| Paint, glass, wallpaper stores..... | 10 | 10 | 766 | 766 | 112 | 1,929 | 1,924 | 29 | 28 | 7 |
| Plumbing, electrical supply stores..... | 7 | 3 | 196 | (D) | 49 | 810 | 810 | 9 | 9 | 9 |
| Hardware stores..... | 37 | 33 | 4,394 | 4,158 | 510 | 10,362 | 9,644 | 171 | 142 | 39 |
| Drug Stores, Proprietary Stores | | | | | | | | | | |
| Total | 50 | 48 | 6,265 | (D) | 885 | 16,680 | 13,611 | 340 | 224 | 50 |
| Drug stores..... | (NA) | 46 | (NA) | 6,133 | (D) | (D) | (D) | (D) | (D) | (NA) |
| Proprietary stores..... | (NA) | 2 | (NA) | (D) | (D) | (D) | (D) | (D) | (D) | (NA) |
| Other Retail Stores | | | | | | | | | | |
| Total | 212 | 134 | 14,707 | (D) | 1,786 | 35,087 | 32,567 | 561 | 455 | 235 |
| Liquor stores..... | 18 | 14 | 2,328 | 2,206 | 124 | 2,238 | 2,110 | 40 | 27 | 26 |
| Fuel, ice dealers..... | 24 | 12 | 1,525 | 1,287 | 222 | 4,251 | 4,251 | 48 | 48 | 25 |
| Fuel dealers (coal, wood)..... | (NA) | 6 | (NA) | 659 | 78 | 1,452 | 1,452 | 22 | 22 | (NA) |
| Liquefied petroleum gas dealers..... | (NA) | 3 | (NA) | (D) | (D) | (D) | (D) | (D) | (D) | (NA) |
| Fuel oil dealers..... | (NA) | 1 | (NA) | (D) | (D) | (D) | (D) | (D) | (D) | (NA) |
| Ice dealers..... | (NA) | 2 | (NA) | (D) | (D) | (D) | (D) | (D) | (D) | (NA) |
| Hay, grain, feed stores..... | 15 | 9 | 2,396 | 2,280 | 102 | 4,234 | 4,091 | 51 | 42 | 16 |
| Farm, garden supply stores..... | 7 | 3 | 345 | 177 | 15 | 651 | 291 | 11 | 5 | 13 |

Standard Notes: (D) Withheld to avoid disclosure. (NA) Not available. n.e.c. Not elsewhere classified. XXX Not applicable. (Z) Less than \$500. ... Represents zero.
¹ Group totals may include data for establishments without payroll which could not be classified by detailed kind of business.

Table 103. RETAIL TRADE: 1954 — STANDARD METROPOLITAN AREAS — Continued

Establishments, Sales, Payroll, and Personnel, by Kind of Business

| Standard metropolitan area and kind of business | Establishments | | Sales | | Payroll, entire year (\$1,000) | Payroll, workweek ended nearest Nov. 15 | | Paid employees, workweek ended nearest Nov. 15 | | Proprietors (unincorporated businesses only) ¹ (Number) |
|---|-----------------------------|-----------------------|--|---------------------------------------|--------------------------------|---|-------------------------|--|------------------------|--|
| | Total ¹ (Number) | With payroll (Number) | Total, all establishments ² (\$1,000) | Establishments with payroll (\$1,000) | | Total (Dollars) | Full workweek (Dollars) | Total (Number) | Full workweek (Number) | |
| ROCKFORD STANDARD METROPOLITAN AREA—Con. | | | | | | | | | | |
| Other Retail Stores—Con. | | | | | | | | | | |
| Jewelry stores..... | 26 | 20 | 2,085 | 2,035 | 326 | 5,839 | 5,497 | 91 | 75 | 29 |
| Book stores..... | 5 | 5 | 197 | 197 | 19 | 165 | 165 | 5 | 5 | 3 |
| Stationery stores..... | 3 | 3 | 352 | 352 | 105 | 2,288 | 1,853 | 34 | 25 | 1 |
| Sporting goods stores..... | 12 | 8 | 757 | 517 | 77 | 1,497 | 1,390 | 32 | 26 | 12 |
| Bicycle stores..... | 1 | 1 | (D) | (D) | (D) | (D) | (D) | (D) | (D) | (D) |
| Florists..... | 14 | 10 | 897 | 851 | 172 | 3,209 | 2,940 | 62 | 47 | 15 |
| Cigar stores, stands..... | 4 | 2 | 122 | (D) | (D) | (D) | (D) | (D) | (D) | (D) |
| News dealers, newsstands..... | ••• | ••• | (D) | (D) | (D) | (D) | (D) | (D) | (D) | (D) |
| Gift, novelty, souvenir stores..... | 16 | 12 | 472 | 428 | 46 | 1,184 | 1,021 | 30 | 24 | 19 |
| Music stores..... | 5 | 5 | 553 | 553 | 127 | 2,584 | 2,477 | 50 | 44 | 5 |
| Camera, photographic supply stores..... | 6 | 4 | 851 | (D) | 114 | 2,118 | 1,939 | 30 | 24 | 4 |
| Luggage, leather goods stores..... | 2 | 2 | (D) | (D) | (D) | (D) | (D) | (D) | (D) | (D) |
| Optical goods stores..... | 4 | 2 | 99 | (D) | (D) | (D) | (D) | (D) | (D) | (D) |
| Office, store machine and equipment dealers..... | ••• | ••• | ••• | ••• | ••• | ••• | ••• | ••• | ••• | ••• |
| Retail stores (except second-hand) n.e.c..... | 16 | 16 | 764 | 764 | 114 | 2,272 | 2,038 | 38 | 27 | 14 |
| Second-hand stores..... | 14 | 6 | 560 | (D) | 85 | 1,598 | 1,593 | 21 | 21 | 15 |
| Nonstore Retailers | | | | | | | | | | |
| Total..... | 104 | 20 | 4,817 | 3,279 | 588 | 11,578 | 11,328 | 166 | 160 | 114 |
| Mail order houses..... | 2 | 2 | (D) | (D) | (D) | (D) | (D) | (D) | (D) | (D) |
| Direct selling (house-to-house) organizations..... | 87 | 9 | 2,561 | 1,227 | 340 | 7,670 | 7,436 | 113 | 109 | 8 |
| Merchandise vending machine operators..... | 15 | 9 | (D) | (D) | (D) | (D) | (D) | (D) | (D) | (D) |
| ST. LOUIS STANDARD METROPOLITAN AREA—Consists of St. Louis City, St. Charles, and St. Louis Counties, Mo.; and Madison and St. Clair Counties, Ill. | | | | | | | | | | |
| Retail trade, total..... | 19,136 | 12,648 | 2,062,538 | 1,941,452 | 242,690 | 4,685,993 | 4,247,663 | 90,676 | 71,404 | 19,505 |
| Food Stores | | | | | | | | | | |
| Total..... | 4,454 | 2,558 | 500,424 | 457,988 | 36,017 | 694,616 | 602,756 | 14,006 | 9,789 | 4,873 |
| Grocery stores..... | 2,560 | 1,838 | 441,565 | 419,159 | 30,691 | 585,505 | 507,846 | 11,312 | 7,790 | 2,793 |
| Meat markets..... | 124 | 74 | 7,444 | 6,102 | 535 | 9,778 | 8,845 | 171 | 134 | 144 |
| Fish (seafood) markets..... | 35 | 9 | 777 | 449 | 54 | 1,151 | 883 | 22 | 14 | 34 |
| Fruit stores, vegetable markets..... | 144 | 54 | 5,276 | 3,592 | 290 | 6,112 | 5,298 | 164 | 130 | 174 |
| Candy, nut, confectionery stores..... | 898 | 126 | 18,811 | 6,627 | 566 | 10,727 | 9,077 | 350 | 250 | 1,003 |
| Bakery products stores..... | 290 | 242 | 11,787 | 11,125 | 2,834 | 61,112 | 53,832 | 1,416 | 1,056 | 312 |
| Bakeries, with baking on premises..... | (NA) | 210 | (NA) | 9,694 | 2,570 | 55,134 | 49,083 | 1,269 | 961 | (NA) |
| Bakeries, without baking on premises..... | (NA) | 32 | (NA) | 1,431 | 264 | 5,978 | 4,749 | 147 | 95 | (NA) |
| Delicatessen stores..... | 191 | 87 | 7,244 | 4,828 | 299 | 6,334 | 4,682 | 175 | 111 | 220 |
| Food stores, n.e.c..... | 198 | 128 | 7,218 | 6,106 | 748 | 13,897 | 12,293 | 396 | 304 | 179 |
| Eating, Drinking Places | | | | | | | | | | |
| Total..... | 4,648 | 3,454 | 176,552 | 159,182 | 32,894 | 649,518 | 589,623 | 17,454 | 14,277 | 5,362 |
| Eating places (except refreshment stands)..... | 1,695 | 1,409 | 91,816 | 88,592 | 22,966 | 449,313 | 409,328 | 12,052 | 9,962 | 1,875 |
| Restaurants, cafeterias..... | (NA) | 1,329 | (NA) | 83,058 | 21,176 | 415,181 | 377,874 | 11,281 | 9,305 | (NA) |
| Caterers..... | (NA) | 12 | (NA) | 535 | 153 | 3,054 | 1,462 | 95 | 20 | (NA) |
| In-plant food contractors..... | (NA) | 68 | (NA) | 4,999 | 1,637 | 31,078 | 29,992 | 676 | 637 | (NA) |
| Refreshment stands..... | 266 | 192 | 5,890 | 5,204 | 809 | 15,561 | 12,450 | 540 | 317 | 306 |
| Drinking places..... | 2,677 | 1,853 | 78,700 | 65,386 | 9,119 | 184,644 | 167,845 | 4,862 | 3,998 | 3,171 |
| General Merchandise Group | | | | | | | | | | |
| Total..... | 525 | 375 | 281,341 | 278,729 | 46,821 | 915,542 | 765,730 | 19,298 | 13,567 | 457 |
| Department stores..... | 17 | 17 | 218,208 | 218,208 | 37,188 | 728,960 | 607,142 | 13,487 | 10,006 | 1 |
| Dry goods, general merchandise stores..... | 283 | 179 | 26,216 | 24,546 | 3,394 | 64,613 | 58,400 | 1,390 | 1,006 | 285 |
| General stores..... | 39 | 25 | 3,133 | 2,751 | 185 | 3,265 | 2,893 | 94 | 72 | 54 |
| Variety stores..... | 184 | 154 | 33,736 | 33,224 | 6,054 | 118,704 | 97,295 | 4,327 | 2,483 | 115 |
| Apparel, Accessories Stores | | | | | | | | | | |
| Total..... | 1,210 | 988 | 116,762 | 113,284 | 17,853 | 330,284 | 298,546 | 7,082 | 5,345 | 957 |
| Shoe stores..... | 324 | 252 | 20,365 | 18,891 | 2,530 | 45,519 | 41,815 | 891 | 644 | 248 |
| Men's shoe stores..... | (NA) | 29 | (NA) | 2,603 | 278 | 4,828 | 4,338 | 95 | 62 | (NA) |
| Women's shoe stores..... | (NA) | 38 | (NA) | 4,466 | 633 | 10,862 | 9,949 | 222 | 148 | (NA) |
| Children's, juveniles' shoe stores..... | (NA) | 6 | (NA) | 396 | 51 | 963 | 933 | 12 | 10 | (NA) |
| Family shoe stores..... | (NA) | 179 | (NA) | 11,426 | 1,568 | 28,866 | 26,595 | 562 | 424 | (NA) |
| Men's, boys' clothing and furnishings stores..... | (NA) | 143 | (NA) | 27,772 | 4,830 | 87,501 | 79,852 | 1,625 | 1,269 | (NA) |
| Men's, boys' clothing stores..... | (NA) | 90 | (NA) | 21,751 | 3,973 | 72,166 | 65,786 | 1,350 | 1,059 | (NA) |
| Men's, boys' furnishings stores..... | (NA) | 53 | (NA) | 6,021 | 857 | 15,335 | 14,066 | 275 | 210 | (NA) |
| Family clothing stores..... | (NA) | 104 | (NA) | 14,227 | 2,143 | 37,339 | 32,769 | 839 | 590 | (NA) |
| Women's clothing, specialty stores..... | 432 | 376 | 45,773 | 45,077 | 6,980 | 133,824 | 120,903 | 3,217 | 2,466 | 341 |
| Ready-to-wear stores..... | (NA) | 279 | (NA) | 40,112 | 6,159 | 118,386 | 106,711 | 2,799 | 2,125 | (NA) |
| Millinery stores..... | (NA) | 56 | (NA) | 1,567 | 335 | 6,054 | 5,451 | 192 | 149 | (NA) |
| Clothing, specialty stores, n.e.c..... | (NA) | 41 | (NA) | 3,398 | 486 | 9,384 | 8,741 | 226 | 192 | (NA) |
| Children's, infants' wear stores..... | 67 | 53 | 3,224 | 3,100 | 368 | 7,367 | 5,891 | 217 | 129 | 55 |
| Apparel stores, n.e.c..... | 76 | 60 | 4,533 | 4,217 | 1,002 | 18,734 | 17,316 | 293 | 247 | 61 |
| Furniture, Home Furnishings, Appliance Dealers | | | | | | | | | | |
| Total..... | 864 | 626 | 108,506 | 103,892 | 15,726 | 325,008 | 312,312 | 4,625 | 4,182 | 786 |
| Furniture, home furnishings stores..... | 517 | 389 | 79,446 | 76,906 | 12,370 | 263,356 | 253,625 | 3,580 | 3,250 | 435 |
| Furniture stores..... | (NA) | 248 | (NA) | 68,503 | 10,904 | 233,753 | 225,901 | 3,145 | 2,876 | (NA) |
| Floor covering stores..... | (NA) | 52 | (NA) | 3,920 | 658 | 13,689 | 13,122 | 176 | 153 | (NA) |
| Home furnishings stores, n.e.c., antique stores..... | (NA) | 89 | (NA) | 4,483 | 808 | 15,914 | 14,602 | 259 | 221 | (NA) |
| Household appliance, radio, TV stores..... | 339 | 237 | 28,998 | 26,986 | 3,356 | 61,652 | 58,687 | 1,045 | 932 | 341 |
| Household appliance stores..... | (NA) | 81 | (NA) | 7,194 | 1,037 | 20,296 | 19,589 | 353 | 335 | (NA) |
| Appliance, radio, TV stores..... | (NA) | 90 | (NA) | 15,480 | 1,575 | 27,755 | 25,898 | 451 | 378 | (NA) |
| Radio, TV stores..... | (NA) | 66 | (NA) | 4,312 | 744 | 13,601 | 13,200 | 241 | 219 | (NA) |
| Automotive Group | | | | | | | | | | |
| Total..... | 772 | 588 | 364,568 | 358,340 | 33,660 | 607,383 | 598,224 | 7,326 | 7,027 | 566 |
| Passenger car dealers (franchised)..... | 266 | 258 | 303,662 | 303,436 | 28,356 | 510,520 | 507,046 | 5,902 | 5,812 | 105 |
| Passenger car dealers (nonfranchised)..... | 266 | 156 | 35,134 | 30,890 | 1,874 | 33,238 | 31,886 | 482 | 437 | 278 |
| Tire, battery, accessory dealers..... | 188 | 136 | 20,420 | 18,962 | 2,988 | 55,638 | 52,013 | 824 | 681 | 134 |
| Motorcycle, aircraft, boat dealers..... | 33 | 25 | 2,646 | 2,554 | 291 | 5,645 | 5,189 | 88 | 72 | 30 |
| Household trailer dealers..... | 19 | 13 | 2,706 | 2,498 | 151 | 2,342 | 2,090 | 30 | 25 | 19 |
| Automotive dealers, n.e.c..... | ••• | ••• | ••• | ••• | ••• | ••• | ••• | ••• | ••• | ••• |

Standard Notes: (D) Withheld to avoid disclosure. (NA) Not available. n.e.c. Not elsewhere classified. XXXX Not applicable. (Z) Less than \$500. ... Represents zero.
¹ Group totals may include data for establishments without payroll which could not be classified by detailed kind of business.

Table 103. RETAIL TRADE: 1954 — STANDARD METROPOLITAN AREAS — Continued

Establishments, Sales, Payroll, and Personnel, by Kind of Business

| Standard metropolitan area and kind of business | Establishments | | Sales | | Payroll, entire year (\$1,000) | Payroll, workweek ended nearest Nov. 15 | | Paid employees, workweek ended nearest Nov. 15 | | Proprietors (un- incorporated businesses only) ¹ (Number) |
|--|--------------------------------|-----------------------------|---|--|---|--|-------------------------------|--|------------------------------|--|
| | Total ¹ (Number) | With payroll (Number) | Total, all establish- ments ¹ (\$1,000) | Establish- ments with payroll (\$1,000) | | Total (Dollars) | Full workweek (Dollars) | Total (Number) | Full workweek (Number) | |
| ST. LOUIS STANDARD METROPOLITAN AREA—Con. | | | | | | | | | | |
| Gasoline Service Stations | | | | | | | | | | |
| Total | 1,757 | 1,303 | 127,037 | 116,101 | 11,459 | 225,995 | 201,687 | 4,205 | 3,140 | 1,897 |
| Lumber, Bldg. Matis., Hardware, Farm Equipment Dealers | | | | | | | | | | |
| Total | 816 | 604 | 122,569 | 118,491 | 15,665 | 294,853 | 279,908 | 4,539 | 4,081 | 696 |
| Farm equipment dealers | 74 | 66 | 11,393 | 11,281 | 1,319 | 23,354 | 22,201 | 370 | 333 | 75 |
| Lumber, building materials dealers | 225 | 187 | 68,805 | 67,931 | 8,624 | 168,054 | 161,158 | 2,502 | 2,359 | 133 |
| Paint, glass, wallpaper stores | 122 | 92 | 9,214 | 8,750 | 1,426 | 25,638 | 23,639 | 393 | 326 | 74 |
| Plumbing, electrical supply stores | 57 | 39 | 5,822 | 5,464 | 791 | 17,169 | 15,587 | 225 | 194 | 45 |
| Hardware stores | 338 | 220 | 27,335 | 25,065 | 3,505 | 60,638 | 57,323 | 1,049 | 869 | 369 |
| Drug Stores, Proprietary Stores | | | | | | | | | | |
| Total | 678 | 626 | 70,409 | 69,251 | 9,157 | 182,996 | 161,674 | 4,245 | 3,119 | 585 |
| Drug stores | (NA) | 603 | (NA) | 66,573 | 8,927 | 178,411 | 157,549 | 4,145 | 3,044 | (NA) |
| Proprietary stores | (NA) | 23 | (NA) | 2,678 | 230 | 4,585 | 4,125 | 100 | 75 | (NA) |
| Other Retail Stores | | | | | | | | | | |
| Total | 2,224 | 1,288 | 148,482 | 132,604 | 17,625 | 346,493 | 326,625 | 6,019 | 5,181 | 2,118 |
| Liquor stores | 294 | 216 | 31,417 | 28,645 | 1,709 | 33,612 | 31,930 | 705 | 603 | 246 |
| Fuel, ice dealers | 369 | 215 | 31,413 | 29,395 | 3,888 | 84,066 | 77,505 | 1,317 | 1,103 | 321 |
| Fuel dealers (coal, wood) | (NA) | 155 | (NA) | 15,644 | 2,020 | 44,262 | 39,689 | 776 | 619 | (NA) |
| Liquefied petroleum gas dealers | (NA) | 29 | (NA) | (D) | (D) | (D) | (D) | (D) | (D) | (NA) |
| Fuel oil dealers | (NA) | 26 | (NA) | 9,584 | 988 | 21,597 | 19,743 | 288 | 239 | (NA) |
| Ice dealers | (NA) | 5 | (NA) | (D) | (D) | (D) | (D) | (D) | (D) | (NA) |
| Hay, grain, feed stores | 70 | 46 | 9,202 | 8,550 | 590 | 11,289 | 10,862 | 194 | 181 | 71 |
| Farm, garden supply stores | 35 | 25 | 5,969 | 5,729 | 717 | 12,620 | 12,471 | 185 | 177 | 29 |
| Jewelry stores | 245 | 153 | 16,499 | 14,361 | 2,657 | 52,327 | 49,281 | 891 | 767 | 234 |
| Book stores | 15 | 13 | 953 | (D) | 113 | 2,356 | 2,161 | 52 | 44 | 11 |
| Stationery stores | 33 | 23 | 3,734 | 3,580 | 705 | 12,343 | 12,161 | 234 | 223 | 29 |
| Sporting goods stores | 63 | 23 | 2,307 | 1,455 | 158 | 2,843 | 2,567 | 55 | 38 | 69 |
| Bicycle stores | 20 | 8 | 348 | (D) | (D) | (D) | (D) | (D) | (D) | (D) |
| Florists | 174 | 124 | 8,436 | 7,772 | 1,576 | 29,815 | 27,669 | 567 | 461 | 203 |
| Cigar stores, stands | 74 | 44 | 3,150 | 2,588 | 263 | 5,066 | 4,497 | 119 | 90 | 62 |
| News dealers, newsstands | 76 | 26 | 2,407 | 1,577 | 153 | 2,764 | 2,576 | 88 | 73 | 78 |
| Gift, novelty, souvenir stores | 140 | 50 | 3,898 | 2,686 | 296 | 6,505 | 5,780 | 148 | 114 | 150 |
| Music stores | 68 | 48 | 7,184 | 6,856 | 1,431 | 24,670 | 23,982 | 414 | 390 | 62 |
| Camera, photographic supply stores | 41 | 31 | 4,599 | 4,479 | 479 | 10,823 | 10,569 | 167 | 152 | 37 |
| Luggage, leather goods stores | 6 | 4 | 282 | (D) | (D) | (D) | (D) | (D) | (D) | (D) |
| Optical goods stores | 40 | 36 | 2,934 | 2,892 | 821 | 15,905 | 15,481 | 209 | 197 | 14 |
| Office, store machine and equipment dealers | 20 | 8 | 913 | 793 | 132 | 2,642 | 2,538 | 45 | 40 | 21 |
| Retail stores (except second-hand) n.e.c. | 89 | 89 | 5,485 | 5,485 | 1,000 | 18,147 | 16,905 | 324 | 269 | 73 |
| Second-hand stores | 178 | 106 | 5,208 | 4,446 | 884 | 17,550 | 16,593 | 280 | 238 | 187 |
| Nonstore Retailers | | | | | | | | | | |
| Total | 1,188 | 238 | 45,888 | 33,590 | 5,813 | 113,305 | 110,578 | 1,877 | 1,696 | 1,208 |
| Mail order houses | 18 | 16 | 7,329 | (D) | 770 | 19,977 | 19,263 | 340 | 315 | 13 |
| Direct selling (house-to-house) organizations | 1,075 | 183 | 30,105 | 18,791 | 4,310 | 83,413 | 81,487 | 1,361 | 1,211 | 1,090 |
| Merchandise vending machine operators | 95 | 39 | 8,454 | (D) | 733 | 9,915 | 9,828 | 176 | 170 | 105 |

SPRINGFIELD STANDARD METROPOLITAN AREA—Coextensive with Sangamon County, Ill.

| | | | | | | | | | | |
|--|-------|-------|---------|---------|--------|---------|---------|-------|-------|-------|
| Retail trade, total | 1,594 | 1,140 | 179,036 | 170,326 | 20,378 | 412,531 | 376,800 | 8,529 | 6,937 | 1,650 |
| Food Stores | | | | | | | | | | |
| Total | 286 | 176 | 35,180 | 32,176 | 2,160 | 41,758 | 36,916 | 918 | 667 | 317 |
| Grocery stores | 231 | 139 | 32,850 | 30,192 | 1,874 | 36,121 | 32,362 | 782 | 575 | 260 |
| Meat markets | 10 | 4 | 326 | 122 | 14 | 290 | 290 | 5 | 5 | 11 |
| Fish (seafood) markets | 2 | 2 | (D) | (D) | (D) | (D) | (D) | (D) | (D) | (D) |
| Fruit stores, vegetable markets | 2 | 2 | (D) | (D) | (D) | (D) | (D) | (D) | (D) | (D) |
| Candy, nut, confectionery stores | 10 | 8 | 414 | (D) | 53 | 1,468 | 1,167 | 55 | 25 | 11 |
| Bakery products stores | 11 | 9 | 402 | (D) | 105 | 2,014 | 1,984 | 43 | 40 | 14 |
| Bakeries, with baking on premises | (NA) | 9 | (NA) | (D) | 105 | 2,014 | 1,984 | 43 | 40 | (NA) |
| Bakeries, without baking on premises | (NA) | 0 | (NA) | (D) | 0 | 0 | 0 | 0 | 0 | (NA) |
| Delicatessen stores | 6 | 2 | 112 | (D) | (D) | (D) | (D) | (D) | (D) | (D) |
| Food stores, n.e.c. | 12 | 10 | 258 | (D) | 25 | 394 | 296 | 15 | 7 | 10 |
| Eating, Drinking Places | | | | | | | | | | |
| Total | 454 | 344 | 17,662 | 15,980 | 3,003 | 65,626 | 58,911 | 1,864 | 1,406 | 552 |
| Eating places (except refreshment stands) | 174 | 154 | 9,467 | 9,297 | 2,189 | 45,107 | 41,305 | 1,300 | 1,053 | 219 |
| Restaurants, cafeterias | (NA) | 151 | (NA) | 8,823 | 2,074 | 43,132 | 39,396 | 1,248 | 1,005 | (NA) |
| Caterers | (NA) | 2 | (NA) | (D) | (D) | (D) | (D) | (D) | (D) | (NA) |
| In-plant food contractors | (NA) | 1 | (NA) | (D) | (D) | (D) | (D) | (D) | (D) | (NA) |
| Refreshment stands | 25 | 17 | 751 | 429 | 70 | 1,610 | 1,040 | 50 | 30 | 26 |
| Drinking places | 255 | 173 | 7,464 | 6,254 | 744 | 18,909 | 16,566 | 514 | 323 | 307 |
| General Merchandise Group | | | | | | | | | | |
| Total | 40 | 26 | 21,705 | 21,449 | 3,148 | 59,537 | 53,387 | 1,438 | 1,193 | 37 |
| Department stores | 7 | 7 | 16,949 | 16,949 | 2,502 | 47,336 | 42,534 | 1,051 | 916 | 2 |
| Dry goods, general merchandise stores | 20 | 8 | 1,269 | (D) | 140 | 2,489 | 2,407 | 73 | 66 | 22 |
| General stores | 6 | 4 | 410 | (D) | 20 | 276 | 276 | 7 | 6 | 9 |
| Variety stores | 7 | 7 | 3,077 | 3,077 | 486 | 9,436 | 8,189 | 307 | 205 | 4 |
| Apparel, Accessories Stores | | | | | | | | | | |
| Total | 90 | 78 | 11,324 | 11,110 | 1,615 | 33,062 | 26,663 | 748 | 532 | 52 |
| Shoe stores | 28 | 20 | 2,039 | 1,861 | 220 | 4,426 | 4,005 | 85 | 58 | 17 |
| Men's shoe stores | (NA) | 2 | (NA) | (D) | (D) | (D) | (D) | (D) | (D) | (NA) |
| Women's shoe stores | (NA) | 7 | (NA) | 592 | 76 | 1,878 | 1,721 | 30 | 21 | (NA) |
| Children's, juveniles' shoe stores | (NA) | 1 | (NA) | (D) | (D) | (D) | (D) | (D) | (D) | (NA) |
| Family shoe stores | (NA) | 10 | (NA) | 1,078 | 128 | 2,210 | 1,959 | 50 | 33 | (NA) |
| Men's, boys' clothing and furnishings stores | 16 | 16 | 2,964 | 2,964 | 401 | 11,664 | 8,061 | 207 | 130 | 41 |
| Men's, boys' clothing stores | 11 | 11 | 2,339 | 2,339 | 308 | 9,794 | 6,201 | 186 | 110 | 7 |
| Men's, boys' furnishings stores | 5 | 5 | 625 | 625 | 93 | 1,870 | 1,860 | 21 | 20 | 4 |
| Family clothing stores | 3 | 3 | 419 | 419 | 66 | 977 | 901 | 24 | 19 | 1 |

Standard Notes: (D) Withheld to avoid disclosure. (NA) Not available. n.e.c. Not elsewhere classified. XXX Not applicable. (Z) Less than \$500. ... Represents zero.

¹ Group totals may include data for establishments without payroll which could not be classified by detailed kind of business.

RETAIL TRADE—AREA STATISTICS

Table 103. RETAIL TRADE: 1954 — STANDARD METROPOLITAN AREAS — Continued

Establishments, Sales, Payroll, and Personnel, by Kind of Business

| Standard metropolitan area and kind of business | Establishments | | Sales | | Payroll, entire year (\$1,000) | Payroll, workweek ended nearest Nov. 15 | | Paid employees, workweek ended nearest Nov. 15 | | Proprietors (un- incorporated businesses only) ¹ (Number) |
|---|--------------------------------|-----------------------------|---|--|---|--|-------------------------------|--|------------------------------|--|
| | Total ¹ (Number) | With payroll (Number) | Total, all establish- ments ¹ (\$1,000) | Establish- ments with payroll (\$1,000) | | Total (Dollars) | Full workweek (Dollars) | Total (Number) | Full workweek (Number) | |
| SPRINGFIELD STANDARD METROPOLITAN AREA--Con. | | | | | | | | | | |
| Apparel, Accessories Stores—Con. | | | | | | | | | | |
| Women's clothing, specialty stores..... | 32 | 30 | 5,426 | (D) | (D) | (D) | (D) | (D) | (D) | (D) |
| Ready-to-wear stores..... | (NA) | 17 | (NA) | 4,795 | 756 | 12,979 | 10,849 | 353 | 259 | (NA) |
| Millinery stores..... | (NA) | 10 | (NA) | 450 | 77 | 1,478 | 1,378 | 45 | 36 | (NA) |
| Clothing, specialty stores, n.e.c..... | (NA) | 3 | (NA) | (D) | (D) | (D) | (D) | (D) | (D) | (NA) |
| Children's, infants' wear stores..... | 6 | 6 | 288 | 288 | 33 | 678 | 659 | 15 | 14 | 3 |
| Apparel stores, n.e.c..... | 3 | 3 | (D) | (D) | (D) | (D) | (D) | (D) | (D) | (D) |
| Furniture, Home Furnishings, Appliance Dealers | | | | | | | | | | |
| Total..... | 71 | 53 | 10,913 | 10,545 | 1,708 | 36,952 | 35,359 | 533 | 499 | 75 |
| Furniture, home furnishings stores..... | 33 | 29 | 6,173 | 6,033 | 1,102 | 24,474 | 23,549 | 342 | 322 | 37 |
| Furniture stores..... | (NA) | 19 | (NA) | 4,969 | 905 | 20,524 | 19,700 | 292 | 276 | (NA) |
| Floor covering stores..... | (NA) | 3 | (NA) | 599 | 117 | 2,363 | 2,308 | 26 | 25 | (NA) |
| Home furnishings stores, n.e.c., antique stores..... | (NA) | 7 | (NA) | 465 | 80 | 1,587 | 1,541 | 24 | 23 | (NA) |
| Household appliance, radio, TV stores..... | 38 | 24 | 4,740 | 4,512 | 606 | 12,478 | 11,810 | 191 | 177 | 38 |
| Household appliance stores..... | (NA) | 7 | (NA) | 2,181 | 246 | 5,408 | 5,348 | 90 | 88 | (NA) |
| Appliance, radio, TV stores..... | (NA) | 8 | (NA) | 869 | 83 | 1,954 | 1,859 | 29 | 26 | (NA) |
| Radio, TV stores..... | (NA) | 9 | (NA) | 1,462 | 237 | 5,116 | 4,603 | 72 | 63 | (NA) |
| Automotive Group | | | | | | | | | | |
| Total..... | 58 | 52 | 28,172 | 28,020 | 2,349 | 49,718 | 48,922 | 720 | 692 | 46 |
| Passenger car dealers (franchised)..... | 29 | 25 | 23,600 | 23,518 | 1,865 | 40,460 | 40,096 | 580 | 568 | 17 |
| Passenger car dealers (nonfranchised)..... | 14 | 12 | (D) | (D) | (D) | (D) | (D) | (D) | (D) | (D) |
| Tire, battery, accessory dealers..... | 13 | 13 | 2,057 | 2,017 | 327 | 6,242 | 5,869 | 99 | 85 | 11 |
| Motorcycle, aircraft, boat dealers..... | 2 | 2 | (D) | (D) | (D) | (D) | (D) | (D) | (D) | (D) |
| Household trailer dealers..... | *** | *** | *** | *** | *** | *** | *** | *** | *** | *** |
| Automotive dealers, n.e.c..... | *** | *** | *** | *** | *** | *** | *** | *** | *** | *** |
| Gasoline Service Stations | | | | | | | | | | |
| Total..... | 179 | 133 | 12,629 | 11,261 | 945 | 18,690 | 16,471 | 388 | 291 | 177 |
| Lumber, Bldg. Mats., Hardware, Farm Equipment Dealers | | | | | | | | | | |
| Total..... | 96 | 80 | 17,034 | 16,596 | 2,176 | 42,421 | 39,859 | 604 | 548 | 98 |
| Farm equipment dealers..... | 24 | 22 | 4,103 | (D) | 359 | 8,427 | 8,116 | 130 | 121 | 30 |
| Lumber, building materials dealers..... | 28 | 22 | 9,295 | 9,041 | 1,327 | 23,003 | 22,039 | 392 | 278 | 21 |
| Paint, glass, wallpaper stores..... | 11 | 11 | 1,291 | (D) | 200 | 3,957 | 3,767 | 55 | 51 | 10 |
| Plumbing, electrical supply stores..... | 4 | 4 | 391 | 391 | 73 | 2,009 | 1,296 | 23 | 15 | 6 |
| Hardware stores..... | 29 | 21 | 1,954 | 1,786 | 217 | 5,025 | 4,641 | 94 | 83 | 31 |
| Drug Stores, Proprietary Stores | | | | | | | | | | |
| Total..... | 48 | 44 | 6,537 | 6,445 | 869 | 16,018 | 13,480 | 410 | 283 | 44 |
| Drug stores..... | (NA) | 42 | (NA) | (D) | (D) | (D) | (D) | (D) | (D) | (NA) |
| Proprietary stores..... | (NA) | 2 | (NA) | (D) | (D) | (D) | (D) | (D) | (D) | (NA) |
| Other Retail Stores | | | | | | | | | | |
| Total..... | 176 | 132 | 13,404 | 12,860 | 1,532 | 29,153 | 27,691 | 537 | 474 | 155 |
| Liquor stores..... | 25 | 19 | 2,120 | 1,998 | 112 | 2,063 | 1,954 | 36 | 33 | 23 |
| Fuel, ice dealers..... | 31 | 15 | 1,433 | 1,309 | 175 | 3,603 | 3,404 | 58 | 53 | 29 |
| Fuel dealers (coal, wood)..... | (NA) | 8 | (NA) | 533 | 65 | 1,284 | 1,115 | 21 | 17 | (NA) |
| Liquefied petroleum gas dealers..... | (NA) | 3 | (NA) | (D) | (D) | (D) | (D) | (D) | (D) | (NA) |
| Fuel oil dealers..... | (NA) | 3 | (NA) | 274 | 28 | 678 | 678 | 11 | 11 | (NA) |
| Ice dealers..... | (NA) | 1 | (NA) | (D) | (D) | (D) | (D) | (D) | (D) | (NA) |
| Hay, grain, feed stores..... | 5 | 5 | 2,448 | 2,448 | 72 | 1,334 | 1,324 | 19 | 18 | 1 |
| Farm, garden supply stores..... | 6 | 4 | 665 | (D) | (D) | (D) | (D) | (D) | (D) | (D) |
| Jewelry stores..... | 18 | 14 | 1,596 | (D) | (D) | (D) | (D) | (D) | (D) | (D) |
| Book stores..... | 4 | 2 | (D) | (D) | (D) | (D) | (D) | (D) | (D) | (D) |
| Stationery stores..... | 6 | 4 | 653 | (D) | 119 | 2,088 | 2,058 | 41 | 39 | 4 |
| Sporting goods stores..... | 3 | 3 | (D) | (D) | (D) | (D) | (D) | (D) | (D) | (D) |
| Bicycle stores..... | *** | *** | *** | *** | *** | *** | *** | *** | *** | *** |
| Florists..... | 9 | 9 | 753 | 753 | 156 | 3,018 | 2,892 | 66 | 56 | 10 |
| Cigar stores, stands..... | 8 | 8 | 260 | 260 | 50 | 1,042 | 930 | 31 | 22 | 3 |
| News dealers, newsstands..... | 3 | 3 | 115 | 115 | 17 | 307 | 262 | 14 | 10 | 1 |
| Gift, novelty, souvenir stores..... | 8 | 6 | 287 | (D) | (D) | (D) | (D) | (D) | (D) | (D) |
| Music stores..... | 6 | 6 | (D) | (D) | (D) | (D) | (D) | (D) | (D) | (D) |
| Camera, photographic supply stores..... | 2 | 2 | (D) | (D) | (D) | (D) | (D) | (D) | (D) | (D) |
| Luggage, leather goods stores..... | 3 | 1 | 196 | (D) | (D) | (D) | (D) | (D) | (D) | (D) |
| Optical goods stores..... | 5 | 5 | 164 | 164 | 25 | 462 | 437 | 9 | 8 | 3 |
| Office, store machine and equipment dealers..... | 2 | 2 | (D) | (D) | (D) | (D) | (D) | (D) | (D) | (D) |
| Retail stores (except second-hand) n.e.c..... | 10 | 10 | 409 | 409 | 60 | 1,200 | 1,141 | 22 | 20 | 10 |
| Second-hand stores..... | 16 | 14 | 859 | (D) | 150 | 2,873 | 2,807 | 51 | 47 | 13 |
| Nonstore Retailers | | | | | | | | | | |
| Total..... | 96 | 22 | 4,476 | 3,884 | 873 | 19,596 | 19,141 | 369 | 352 | 97 |
| Mail order houses..... | *** | *** | *** | *** | *** | *** | *** | *** | *** | *** |
| Direct selling (house-to-house) organizations..... | 83 | 13 | 3,425 | 2,901 | 787 | 17,320 | 16,985 | 323 | 310 | 81 |
| Merchandise vending machine operators..... | 13 | 9 | 1,051 | 983 | 86 | 2,276 | 2,156 | 46 | 42 | 16 |

Standard Notes: (D) Withheld to avoid disclosure. (NA) Not available. n.e.c. Not elsewhere classified. XXX Not applicable. (Z) Less than \$500. ... represents zero.
¹ Group totals may include data for establishments without payroll which could not be classified by detailed kind of business.

Table 103A. RETAIL TRADE: 1948¹— STANDARD METROPOLITAN AREAS

Establishments and Sales, by Kind of Business

| Kind of business | Establishments, 1948 | | Sales, 1948 | | Establishments, 1948 | | Sales, 1948 | | Establishments, 1948 | | Sales, 1948 | |
|---|--|-----------------------|-------------------------------------|---------------------------------------|---|-----------------------|-------------------------------------|---------------------------------------|--------------------------------------|-----------------------|-------------------------------------|---------------------------------------|
| | Total (Number) | With payroll (Number) | Total, all establishments (\$1,000) | Establishments with payroll (\$1,000) | Total (Number) | With payroll (Number) | Total, all establishments (\$1,000) | Establishments with payroll (\$1,000) | Total (Number) | With payroll (Number) | Total, all establishments (\$1,000) | Establishments with payroll (\$1,000) |
| | CHICAGO STANDARD METROPOLITAN AREA | | | | DAVENPORT-ROCK ISLAND-MOLINE STANDARD METROPOLITAN AREA | | | | DECATUR STANDARD METROPOLITAN AREA | | | |
| Retail trade, total..... | 59,654 | 37,766 | 5,924,783 | 5,414,120 | 2,550 | 1,992 | 242,553 | 229,932 | 1,023 | 809 | 104,098 | 100,088 |
| Food stores..... | 16,810 | 8,679 | 1,213,425 | 1,030,196 | 579 | 378 | 47,097 | 41,556 | 254 | 159 | 20,893 | 18,894 |
| Eating, drinking places..... | 15,073 | 9,176 | 594,936 | 419,154 | 733 | 626 | 26,384 | 24,776 | 217 | 201 | 8,474 | 8,343 |
| General merchandise group..... | 1,181 | 843 | 793,293 | 788,037 | 61 | 53 | 37,073 | 37,006 | 26 | 20 | 17,481 | 17,374 |
| Apparel, accessories stores..... | 5,542 | 4,179 | 569,708 | 547,580 | 127 | 111 | 13,720 | 13,340 | 47 | 42 | 5,930 | 5,860 |
| Furniture, home furnishings, appliance dealers..... | 2,587 | 1,803 | 259,884 | 244,791 | 98 | 85 | 11,011 | 10,770 | 51 | 40 | 5,700 | 5,525 |
| Automotive group..... | 1,736 | 1,482 | 748,821 | 735,114 | 131 | 111 | 42,681 | 41,851 | 66 | 53 | 18,958 | 18,464 |
| Gasoline service stations..... | 3,771 | 2,615 | 201,914 | 173,482 | 289 | 192 | 13,117 | 10,935 | 143 | 113 | 6,377 | 5,841 |
| Lumber, building materials, hardware, farm equipment dealers..... | 2,231 | 1,523 | 266,960 | 253,270 | 130 | 103 | 19,493 | 18,929 | 70 | 61 | 8,467 | 8,328 |
| Drug stores, proprietary stores..... | 2,135 | 1,900 | 187,412 | 182,494 | 73 | 67 | 7,643 | 7,526 | 28 | 27 | 2,488 | (D) |
| Other retail stores..... | 8,335 | 5,346 | 562,591 | 515,236 | 314 | 251 | 22,191 | 21,100 | 116 | 89 | 8,861 | (D) |
| Nonstore retailers..... | 253 | 220 | 525,839 | 524,766 | 15 | 15 | 2,143 | 2,143 | 5 | 4 | 469 | (D) |
| | PEORIA STANDARD METROPOLITAN AREA | | | | ROCKFORD STANDARD METROPOLITAN AREA | | | | ST. LOUIS STANDARD METROPOLITAN AREA | | | |
| Retail trade, total..... | 2,543 | 1,917 | 240,586 | 227,124 | 1,639 | 1,214 | 161,816 | 148,729 | 18,856 | 12,923 | 1,539,391 | 1,438,666 |
| Food stores..... | 624 | 392 | 50,809 | 44,774 | 445 | 263 | 35,718 | 29,853 | 5,303 | 2,906 | 355,403 | 310,844 |
| Eating, drinking places..... | 714 | 575 | 24,893 | 22,853 | 350 | 314 | 15,083 | 14,407 | 4,931 | 3,662 | 146,066 | 130,200 |
| General merchandise group..... | 71 | 61 | 37,956 | 37,647 | 32 | 28 | 20,010 | 19,916 | 514 | 367 | 238,223 | 236,315 |
| Apparel, accessories stores..... | 116 | 99 | 14,315 | 14,053 | 96 | 74 | 10,784 | 10,364 | 1,274 | 981 | 122,132 | 118,035 |
| Furniture, home furnishings, appliance dealers..... | 95 | 76 | 12,593 | 12,235 | 69 | 51 | 9,712 | 9,458 | 736 | 562 | 86,051 | 82,927 |
| Automotive group..... | 148 | 120 | 38,466 | 37,136 | 84 | 57 | 23,711 | 21,379 | 716 | 595 | 238,488 | 232,714 |
| Gasoline service stations..... | 287 | 193 | 12,389 | 10,334 | 186 | 118 | 8,100 | 6,589 | 1,791 | 1,217 | 71,644 | 61,058 |
| Lumber, building materials, hardware, farm equipment dealers..... | 171 | 145 | 23,381 | 22,893 | 102 | 87 | 17,399 | 16,273 | 764 | 575 | 95,582 | 92,289 |
| Drug stores, proprietary stores..... | 73 | 63 | 6,232 | 6,069 | 52 | 46 | 4,736 | 4,585 | 721 | 627 | 53,804 | 52,086 |
| Other retail stores..... | 231 | 181 | 16,298 | (D) | 210 | 165 | 15,056 | (D) | 2,041 | 1,372 | 114,078 | 104,425 |
| Nonstore retailers..... | 13 | 12 | 3,254 | (D) | 13 | 11 | 1,507 | (D) | 65 | 59 | 17,920 | 17,773 |
| | SPRINGFIELD STANDARD METROPOLITAN AREA | | | | | | | | | | | |
| Retail trade, total..... | 1,521 | 1,143 | 143,201 | 133,996 | | | | | | | | |
| Food stores..... | 360 | 237 | 27,903 | 24,564 | | | | | | | | |
| Eating, drinking places..... | 464 | 365 | 14,882 | 13,402 | | | | | | | | |
| General merchandise group..... | 29 | 25 | 17,560 | 17,491 | | | | | | | | |
| Apparel, accessories stores..... | 69 | 56 | 11,080 | 10,832 | | | | | | | | |
| Furniture, home furnishings, appliance dealers..... | 50 | 37 | 6,597 | 6,404 | | | | | | | | |
| Automotive group..... | 81 | 61 | 25,631 | 24,871 | | | | | | | | |
| Gasoline service stations..... | 188 | 132 | 8,043 | 6,980 | | | | | | | | |
| Lumber, building materials, hardware, farm equipment dealers..... | 91 | 76 | 14,735 | 13,322 | | | | | | | | |
| Drug stores, proprietary stores..... | 44 | 41 | 5,135 | 5,085 | | | | | | | | |
| Other retail stores..... | 135 | 103 | 8,455 | 7,865 | | | | | | | | |
| Nonstore retailers..... | 10 | 10 | 3,180 | 3,180 | | | | | | | | |

Standard Notes: (D) Withheld to avoid disclosure. (NA) Not available. ... Represents zero.

¹Data in this table differ from those which appeared in the publications of the 1948 Census of Retail Trade. For a description of the adjustments see Comparison of 1948 and 1954 Censuses in the Introduction.

Table 104. RETAIL TRADE: 1954 — COUNTIES WITH 500 ESTABLISHMENTS OR MORE

Establishments, Sales, Payroll, and Personnel, by Kind of Business

| County and kind of business | Establishments | | Sales | | Payroll, entire year (\$1,000) | Payroll, workweek ended nearest Nov. 15 | | Paid employees, workweek ended nearest Nov. 15 | | Proprietors (unincorporated businesses only) ¹ (Number) |
|---|--------------------------------|--------------------------|---|--|-----------------------------------|---|----------------------------|--|---------------------------|---|
| | Total ¹ (Number) | With payroll (Number) | Total, all establishments ¹ (\$1,000) | Establishments with payroll (\$1,000) | | Total (Dollars) | Full workweek (Dollars) | Total (Number) | Full workweek (Number) | |
| | | | | | | | | | | |
| ADAMS COUNTY | | | | | | | | | | |
| Retail trade, total | 773 | 581 | 66,914 | 63,374 | 7,221 | 143,598 | 133,748 | 3,254 | 2,617 | |
| Food stores, total | 157 | 105 | 15,132 | 13,940 | 1,007 | 18,268 | 16,101 | 477 | 320 | |
| Grocery stores | 138 | 92 | 14,298 | 13,236 | 897 | 16,524 | 14,592 | 415 | 279 | |
| Meat markets, fish (seafood) markets | 5 | 3 | 274 | (D) | 17 | 20 | 20 | 1 | 1 | |
| Fruit stores, vegetable markets | ••• | ••• | ••• | ••• | ••• | ••• | ••• | ••• | ••• | |
| Candy, nut, confectionery stores | 4 | 2 | 126 | (D) | (D) | (D) | (D) | (D) | (D) | |
| Other food stores | 8 | 8 | 346 | 338 | (D) | (D) | (D) | (D) | (D) | |
| Eating, drinking places, total | 189 | 161 | 6,440 | 5,984 | 960 | 20,428 | 18,810 | 646 | 506 | |
| Eating places | 62 | 56 | 2,683 | 2,585 | 532 | 11,387 | 10,631 | 363 | 291 | |
| Drinking places | 127 | 105 | 3,757 | 3,399 | 428 | 9,041 | 8,179 | 283 | 215 | |
| General merchandise group, total | 22 | 22 | 9,000 | 9,000 | 1,239 | 26,066 | 24,436 | 649 | 530 | |
| General merchandise group (except variety) | 13 | 13 | 7,200 | 7,200 | 948 | 20,339 | 19,258 | 471 | 391 | |
| Variety stores | 9 | 9 | 1,800 | 1,800 | 291 | 5,727 | 5,180 | 178 | 139 | |
| Apparel, accessories stores, total | 49 | 43 | 3,609 | 3,533 | 421 | 7,792 | 6,857 | 198 | 145 | |
| Shoe stores | 14 | 14 | 1,245 | 1,245 | 196 | 3,356 | 2,881 | 72 | 52 | |
| Men's, boys' clothing and furnishings stores | 8 | 8 | 966 | 966 | 82 | 1,903 | 1,698 | 45 | 31 | |
| Family clothing stores | 3 | 3 | (D) | (D) | (D) | (D) | (D) | (D) | (D) | |
| Women's clothing, specialty stores | 17 | 15 | 1,127 | (D) | 118 | 2,174 | 1,961 | 69 | 54 | |
| Ready-to-wear stores | (NA) | 9 | (NA) | 981 | 99 | 1,810 | 1,676 | 57 | 46 | |
| Other clothing, specialty stores | (NA) | 6 | (NA) | (D) | 19 | 364 | 285 | 12 | 8 | |
| Other apparel stores | 5 | 3 | (D) | (D) | (D) | (D) | (D) | (D) | (D) | |
| Furniture, home furnishings, appliance dealers, total | 37 | 27 | 4,412 | 4,308 | 574 | 10,925 | 10,143 | 211 | 184 | |
| Furniture, home furnishings stores, antique stores | 23 | 15 | 2,272 | (D) | 297 | 6,374 | 6,055 | 121 | 109 | |
| Household appliance, radio, TV stores | 14 | 12 | 2,140 | (D) | 277 | 4,551 | 4,088 | 90 | 75 | |
| Automotive group | 38 | 30 | 9,484 | 9,250 | 860 | 17,118 | 16,932 | 254 | 250 | |
| Gasoline service stations | 83 | 47 | 3,015 | 2,373 | 174 | 3,808 | 3,540 | 93 | 75 | |
| Lumber, bldg. mats., hardware, farm equip. dealers, total | 53 | 45 | 6,911 | 6,789 | 898 | 18,048 | 17,511 | 273 | 260 | |
| Farm equipment dealers | 12 | 12 | 2,639 | 2,639 | 246 | 4,749 | 4,749 | 65 | 65 | |
| Lumber, building materials, supplies, equipment dealers | 30 | 26 | 3,576 | 3,532 | 539 | 11,153 | 10,710 | 163 | 155 | |
| Hardware stores | 11 | 7 | 696 | 618 | 113 | 2,146 | 2,052 | 45 | 40 | |
| Drug stores, proprietary stores, total | 16 | 16 | 2,374 | 2,374 | 386 | 7,561 | 6,725 | 193 | 128 | |
| Drug stores | 14 | 14 | (D) | (D) | (D) | (D) | (D) | (D) | (D) | |
| Proprietary stores | 2 | 2 | (D) | (D) | (D) | (D) | (D) | (D) | (D) | |
| Other retail stores, total | 103 | 77 | 5,700 | 5,318 | 619 | 12,139 | 11,246 | 233 | 192 | |
| Liquor stores | 4 | 4 | 280 | 280 | 18 | 310 | 195 | 12 | 4 | |
| Fuel, ice dealers | 15 | 13 | 1,471 | (D) | 147 | 3,105 | 2,854 | 64 | 54 | |
| Feed, farm, garden supply stores | 16 | 10 | 1,698 | 1,500 | 88 | 1,487 | 1,487 | 23 | 23 | |
| Jewelry stores | 10 | 8 | 577 | (D) | 87 | 1,647 | 1,579 | 30 | 26 | |
| Book, stationery stores | 1 | 1 | (D) | (D) | (D) | (D) | (D) | (D) | (D) | |
| Other retail stores (except second-hand) | 40 | 34 | (D) | 1,354 | (D) | (D) | (D) | (D) | (D) | |
| Second-hand stores | 11 | 7 | 145 | 125 | 16 | 268 | 209 | 9 | 5 | |
| Nonstore retailers | 26 | 8 | 837 | 505 | 83 | 1,445 | 1,445 | 27 | 27 | |
| BUREAU COUNTY | | | | | | | | | | |
| Retail trade, total | 561 | 351 | 38,014 | 33,228 | 2,943 | 53,734 | 50,325 | 1,161 | 941 | |
| Food stores, total | 106 | 62 | 8,375 | 6,913 | 360 | 7,495 | 6,569 | 179 | 125 | |
| Grocery stores | 85 | 47 | 7,387 | 6,261 | 314 | 6,629 | 5,783 | 154 | 105 | |
| Meat markets, fish (seafood) markets | 4 | 4 | 182 | 182 | 9 | 195 | 175 | 6 | 5 | |
| Fruit stores, vegetable markets | 2 | ••• | (D) | ••• | ••• | ••• | ••• | ••• | ••• | |
| Candy, nut, confectionery stores | 6 | 2 | 315 | (D) | (D) | (D) | (D) | (D) | (D) | |
| Other food stores | 9 | 9 | (D) | (D) | (D) | (D) | (D) | (D) | (D) | |
| Eating, drinking places, total | 126 | 74 | 3,039 | 2,327 | 340 | 7,204 | 6,224 | 247 | 176 | |
| Eating places | 45 | 39 | 1,435 | 1,397 | 248 | 5,348 | 4,656 | 195 | 143 | |
| Drinking places | 81 | 35 | 1,604 | 930 | 92 | 1,856 | 1,568 | 52 | 33 | |
| General merchandise group, total | 20 | 16 | 1,488 | 1,420 | 158 | 3,368 | 3,037 | 87 | 67 | |
| General merchandise group (except variety) | 15 | 11 | 1,171 | 1,103 | 110 | 2,427 | 2,166 | 58 | 43 | |
| Variety stores | 5 | 5 | 317 | 317 | 48 | 941 | 871 | 29 | 24 | |
| Apparel, accessories stores, total | 25 | 17 | 839 | 757 | 68 | 1,334 | 1,243 | 33 | 26 | |
| Shoe stores | 7 | 5 | 295 | (D) | 34 | 651 | 638 | 13 | 11 | |
| Men's, boys' clothing and furnishings stores | (NA) | 3 | (NA) | (D) | 14 | 243 | 243 | 5 | 5 | |
| Family clothing stores | (NA) | 2 | (NA) | (D) | (D) | (D) | (D) | (D) | (D) | |
| Women's clothing, specialty stores | 6 | 4 | 175 | (D) | 13 | 280 | 234 | 10 | 7 | |
| Ready-to-wear stores | (NA) | 4 | (NA) | (D) | 13 | 280 | 234 | 10 | 7 | |
| Other clothing, specialty stores | ••• | ••• | ••• | ••• | ••• | ••• | ••• | ••• | ••• | |
| Other apparel stores | 3 | 3 | (D) | (D) | (D) | (D) | (D) | (D) | (D) | |
| Furniture, home furnishings, appliance dealers, total | 29 | 17 | 1,052 | 922 | 96 | 1,724 | 1,507 | 34 | 27 | |
| Furniture, home furnishings stores, antique stores | 16 | 10 | 632 | 604 | 53 | 913 | 744 | 18 | 14 | |
| Household appliance, radio, TV stores | 13 | 7 | 420 | 318 | 43 | 811 | 763 | 16 | 13 | |
| Automotive group | 35 | 31 | 7,419 | 7,235 | 549 | 9,816 | 9,738 | 157 | 153 | |
| Gasoline service stations | 49 | 27 | 2,280 | 1,670 | 114 | 2,545 | 2,288 | 62 | 43 | |
| Lumber, bldg. mats., hardware, farm equip. dealers, total | 81 | 63 | 8,420 | 8,086 | 1,041 | 16,210 | 15,874 | 264 | 244 | |
| Farm equipment dealers | 19 | 19 | 3,869 | 3,869 | 305 | 4,972 | 4,927 | 81 | 78 | |
| Lumber, building materials, supplies, equipment dealers | 35 | 29 | 3,084 | 3,038 | 556 | 8,103 | 7,964 | 121 | 115 | |
| Hardware stores | 27 | 15 | 1,467 | 1,179 | 180 | 3,135 | 2,983 | 62 | 51 | |

Standard Notes: (D) Withheld to avoid disclosure. (NA) Not available. n.e.c. Not elsewhere classified. XXX Not applicable. (Z) Less than \$500. ... Represents zero.
¹ Group totals may include data for establishments without payroll which could not be classified by detailed kind of business.

Table 104. RETAIL TRADE: 1954 — COUNTIES WITH 500 ESTABLISHMENTS OR MORE—Continued

Establishments, Sales, Payroll, and Personnel, by Kind of Business

| County and kind of business | Establishments | | Sales | | Payroll, entire year (\$1,000) | Payroll, workweek ended nearest Nov. 15 | | Paid employees, workweek ended nearest Nov. 15 | | Proprietors (unincorporated businesses only) ¹ (Number) |
|---|--------------------|--------------|--|-----------------------------|-----------------------------------|---|---------------|--|---------------|---|
| | Total ¹ | With payroll | Total, all establishments ¹ | Establishments with payroll | | Total | Full workweek | Total | Full workweek | |
| | (Number) | (Number) | (\$1,000) | (\$1,000) | | (Dollars) | (Dollars) | (Number) | (Number) | |
| BUREAU COUNTY -- Con. | | | | | | | | | | |
| Drug stores, proprietary stores, total | 19 | 13 | 741 | 665 | 58 | 1,077 | 1,013 | 28 | 23 | 18 |
| Drug stores | (NA) | 7 | (NA) | 494 | 46 | 869 | 827 | 20 | 16 | (NA) |
| Proprietary stores | (NA) | 6 | (NA) | 171 | 12 | 208 | 186 | 8 | 7 | (NA) |
| Other retail stores, total | 49 | 27 | 3,826 | 3,030 | 148 | 2,729 | 2,612 | 63 | 51 | 53 |
| Liquor stores | 1 | 1 | (D) | (D) | (D) | (D) | (D) | (D) | (D) | (D) |
| Fuel, ice dealers | 3 | 3 | 104 | 104 | 7 | 143 | 143 | 3 | 3 | 4 |
| Feed, farm, garden supply stores | 19 | 13 | 2,949 | 2,477 | 102 | 1,773 | 1,701 | 34 | 30 | 20 |
| Jewelry stores | 2 | 2 | (D) | (D) | (D) | (D) | (D) | (D) | (D) | (D) |
| Book, stationery stores | 3 | 1 | (D) | (D) | (D) | (D) | (D) | (D) | (D) | (D) |
| Other retail stores (except second-hand) | 12 | 6 | 352 | 220 | 20 | 374 | 341 | 13 | 9 | 12 |
| Second-hand stores | 1 | 1 | (D) | (D) | (D) | (D) | (D) | (D) | (D) | (D) |
| Nonstore retailers | 22 | 4 | 535 | 203 | 11 | 232 | 220 | 7 | 6 | 25 |
| CHAMPAIGN COUNTY | | | | | | | | | | |
| Retail trade, total | 987 | 767 | 121,172 | 116,676 | 14,684 | 280,790 | 253,401 | 5,887 | 4,491 | 962 |
| Food stores, total | 144 | 104 | 23,535 | 22,535 | 1,585 | 29,824 | 25,168 | 698 | 486 | 150 |
| Grocery stores | 114 | 84 | 22,256 | 21,488 | 1,460 | 27,013 | 22,638 | 625 | 426 | 121 |
| Meat markets, fish (seafood) markets | 4 | 2 | (D) | (D) | (D) | (D) | (D) | (D) | (D) | (D) |
| Fruit stores, vegetable markets | 3 | 1 | (D) | (D) | (D) | (D) | (D) | (D) | (D) | (D) |
| Candy, nut, confectionery stores | 13 | 9 | 287 | 177 | 25 | 612 | 517 | 26 | 21 | 10 |
| Other food stores | 10 | 8 | 479 | (D) | 62 | 934 | 915 | 23 | 22 | 10 |
| Eating, drinking places, total | 207 | 183 | 9,223 | 8,899 | 1,867 | 40,141 | 33,406 | 1,232 | 833 | 247 |
| Eating places | 146 | 132 | 6,909 | 6,741 | 1,552 | 33,830 | 28,271 | 1,089 | 728 | 175 |
| Drinking places | 61 | 51 | 2,314 | 2,158 | 315 | 6,311 | 5,135 | 143 | 105 | 72 |
| General merchandise group, total | 32 | 30 | 17,037 | (D) | 2,849 | 54,505 | 49,340 | 1,220 | 934 | 20 |
| General merchandise group (except variety) | 25 | 23 | 14,393 | (D) | 2,422 | 46,474 | 42,122 | 980 | 752 | 15 |
| Variety stores | 7 | 7 | 2,644 | 2,628 | 427 | 8,031 | 7,218 | 240 | 182 | 5 |
| Apparel, accessories stores, total | 67 | 63 | 5,941 | 5,921 | 861 | 15,636 | 13,691 | 346 | 252 | 47 |
| Shoe stores | 14 | 14 | 971 | 971 | 165 | 3,027 | 2,599 | 57 | 40 | 6 |
| Men's, boys' clothing and furnishings stores | 14 | 14 | 2,656 | 2,656 | 425 | 7,282 | 6,803 | 151 | 116 | 11 |
| Family clothing stores | 1 | 1 | (D) | (D) | (D) | (D) | (D) | (D) | (D) | (D) |
| Women's clothing, specialty stores | 32 | 28 | 2,115 | 2,095 | 233 | 4,786 | 3,763 | 125 | 84 | 23 |
| Ready-to-wear stores | (NA) | 21 | (NA) | 1,872 | 197 | 4,092 | 3,124 | 105 | 68 | (NA) |
| Other clothing, specialty stores | (NA) | 7 | (NA) | 223 | 36 | 694 | 639 | 20 | 16 | (NA) |
| Other apparel stores | 6 | 6 | (D) | (D) | (D) | (D) | (D) | (D) | (D) | (D) |
| Furniture, home furnishings, appliance dealers, total | 59 | 41 | 4,969 | 4,707 | 642 | 11,413 | 10,580 | 207 | 177 | 63 |
| Furniture, home furnishings stores, antique stores | 19 | 19 | 2,642 | 2,642 | 381 | 6,708 | 6,363 | 116 | 107 | 21 |
| Household appliance, radio, TV stores | 40 | 22 | 2,327 | 2,065 | 261 | 4,705 | 4,217 | 91 | 70 | 42 |
| Automotive group | 54 | 48 | 21,697 | 21,547 | 2,522 | 46,953 | 46,738 | 592 | 575 | 51 |
| Gasoline service stations | 137 | 97 | 8,974 | 7,620 | 753 | 15,519 | 13,715 | 354 | 267 | 132 |
| Lumber, bldg. mats., hardware, farm equip. dealers, total | 74 | 66 | 13,596 | 13,396 | 1,585 | 29,233 | 27,660 | 455 | 412 | 59 |
| Farm equipment dealers | 19 | 17 | 3,394 | (D) | 290 | 6,016 | 5,744 | 93 | 87 | 27 |
| Lumber, building materials, supplies, equipment dealers | 37 | 35 | 8,253 | (D) | 1,024 | 18,339 | 17,090 | 276 | 243 | 11 |
| Hardware stores | 18 | 14 | 1,949 | 1,857 | 271 | 4,878 | 4,826 | 86 | 82 | 21 |
| Drug stores, proprietary stores, total | 30 | 30 | 4,035 | 4,035 | 714 | 13,590 | 10,199 | 341 | 173 | 23 |
| Drug stores | 29 | 29 | (D) | (D) | (D) | (D) | (D) | (D) | (D) | (D) |
| Proprietary stores | 1 | 1 | (D) | (D) | (D) | (D) | (D) | (D) | (D) | (D) |
| Other retail stores, total | 137 | 93 | 10,403 | (D) | 1,161 | 20,793 | 19,804 | 393 | 336 | 126 |
| Liquor stores | 15 | 15 | 2,202 | 2,202 | 129 | 2,235 | 2,021 | 35 | 28 | 14 |
| Fuel, ice dealers | 9 | 5 | 1,135 | 1,095 | 175 | 3,458 | 3,458 | 61 | 61 | 10 |
| Feed, farm, garden supply stores | 29 | 11 | 1,984 | 1,624 | 123 | 1,515 | 1,484 | 35 | 30 | 28 |
| Jewelry stores | 17 | 13 | 1,048 | 1,020 | 179 | 3,294 | 3,239 | 55 | 52 | 13 |
| Book, stationery stores | 5 | 5 | 765 | 765 | 137 | 2,193 | 2,024 | 53 | 34 | 1 |
| Other retail stores (except second-hand) | 50 | 40 | 2,785 | 2,669 | 390 | 7,433 | 6,913 | 144 | 121 | 48 |
| Second-hand stores | 6 | 4 | 298 | (D) | 28 | 665 | 665 | 10 | 10 | 6 |
| Nonstore retailers | 46 | 12 | 1,762 | 1,372 | 145 | 3,183 | 3,100 | 49 | 46 | 44 |
| CHRISTIAN COUNTY | | | | | | | | | | |
| Retail trade, total | 551 | 359 | 44,485 | 41,075 | 3,546 | 66,098 | 60,828 | 1,496 | 1,188 | 590 |
| Food stores, total | 115 | 57 | 10,107 | 9,005 | 588 | 10,888 | 9,516 | 269 | 184 | 129 |
| Grocery stores | 94 | 46 | 9,655 | 8,645 | 547 | 9,921 | 8,728 | 238 | 167 | 103 |
| Meat markets, fish (seafood) markets | ... | ... | ... | ... | ... | ... | ... | ... | ... | ... |
| Fruit stores, vegetable markets | ... | ... | ... | ... | ... | ... | ... | ... | ... | ... |
| Candy, nut, confectionery stores | 7 | 5 | 161 | (D) | 15 | 332 | 210 | 14 | 6 | 11 |
| Other food stores | 12 | 6 | 279 | (D) | 26 | 635 | 580 | 17 | 11 | 13 |
| Eating, drinking places, total | 135 | 91 | 2,931 | 2,259 | 312 | 6,954 | 5,792 | 243 | 175 | 174 |
| Eating places | 53 | 45 | 1,193 | 1,101 | 206 | 4,840 | 3,879 | 172 | 122 | 71 |
| Drinking places | 82 | 46 | 1,738 | 1,158 | 106 | 2,114 | 1,913 | 71 | 53 | 103 |
| General merchandise group, total | 21 | 19 | 2,557 | (D) | 303 | 6,080 | 5,459 | 183 | 127 | 14 |
| General merchandise group (except variety) | 15 | 13 | 2,043 | (D) | 205 | 4,154 | 3,663 | 117 | 77 | 9 |
| Variety stores | 6 | 6 | 514 | 514 | 98 | 1,926 | 1,796 | 66 | 50 | 5 |

Standard Notes: (D) Withheld to avoid disclosure. (NA) Not available. n.e.c. Not elsewhere classified. XXX Not applicable. (Z) Less than \$500. ... Represents zero.
¹ Group totals may include data for establishments without payroll which could not be classified by detailed kind of business.

Table 104. RETAIL TRADE: 1954 — COUNTIES WITH 500 ESTABLISHMENTS OR MORE—Continued

Establishments, Sales, Payroll, and Personnel, by Kind of Business

| County and kind of business | Establishments | | Sales | | Payroll, entire year (\$1,000) | Payroll, workweek ended nearest Nov. 15 | | Paid employees, workweek ended nearest Nov. 15 | | Proprietors (unincorporated businesses only) ¹ (Number) |
|---|--------------------------------|--------------------------|---|--|-----------------------------------|---|----------------------------|--|---------------------------|---|
| | Total ¹ (Number) | With payroll (Number) | Total, all establishments ¹ (\$1,000) | Establishments with payroll (\$1,000) | | Total (Dollars) | Full workweek (Dollars) | Total (Number) | Full workweek (Number) | |
| CHRISTIAN COUNTY -- Con. | | | | | | | | | | |
| Apparel, accessories stores, total | 25 | 23 | 1,581 | (D) | 156 | 2,812 | 2,397 | 79 | 57 | 25 |
| Shoe stores | 8 | 6 | 462 | (D) | 31 | 555 | 555 | 12 | 12 | 11 |
| Men's, boys' clothing and furnishings stores | 7 | 7 | (D) | (D) | (D) | (D) | (D) | (D) | (D) | (D) |
| Family clothing stores | 1 | 1 | (D) | (D) | (D) | (D) | (D) | (D) | (D) | (D) |
| Women's clothing, specialty stores | 9 | 9 | 640 | 640 | 61 | 1,500 | 1,194 | 41 | 27 | 6 |
| Ready-to-wear stores | 8 | 8 | (D) | (D) | (D) | (D) | (D) | (D) | (D) | (D) |
| Other clothing, specialty stores | 1 | 1 | (D) | (D) | (D) | (D) | (D) | (D) | (D) | (D) |
| Other apparel stores | ••• | ••• | ••• | ••• | ••• | ••• | ••• | ••• | ••• | ••• |
| Furniture, home furnishings, appliance dealers, total | 34 | 26 | 2,425 | 2,281 | 255 | 4,605 | 4,364 | 90 | 83 | 35 |
| Furniture, home furnishings stores, antique stores | 16 | 12 | 1,377 | 1,287 | 173 | 3,060 | 2,849 | 58 | 54 | 17 |
| Household appliance, radio, TV stores | 18 | 14 | 1,048 | 994 | 82 | 1,545 | 1,515 | 32 | 29 | 18 |
| Automotive group | 29 | 27 | 7,827 | (D) | 837 | 14,194 | 13,917 | 213 | 207 | 23 |
| Gasoline service stations | 61 | 29 | 2,510 | 1,884 | 140 | 2,539 | 2,343 | 64 | 49 | 59 |
| Lumber, bldg. mats., hardware, farm equip. dealers, total | 54 | 48 | 5,792 | 5,728 | 614 | 11,158 | 10,892 | 206 | 191 | 55 |
| Farm equipment dealers | 19 | 19 | 3,037 | 3,037 | 281 | 5,376 | 5,273 | 90 | 87 | 19 |
| Lumber, building materials, supplies, equipment dealers | 27 | 23 | 2,140 | (D) | 259 | 4,822 | 4,683 | 89 | 82 | 28 |
| Hardware stores | 6 | 6 | 615 | (D) | 74 | 960 | 936 | 27 | 22 | 8 |
| Drug stores, proprietary stores, total | 14 | 10 | 898 | 786 | 83 | 2,175 | 1,746 | 56 | 40 | 15 |
| Drug stores | (NA) | 8 | (NA) | (D) | (D) | (D) | (D) | (D) | (D) | (NA) |
| Proprietary stores | (NA) | 2 | (NA) | (D) | (D) | (D) | (D) | (D) | (D) | (NA) |
| Other retail stores, total | •0 | 28 | 7,598 | 7,316 | (D) | (D) | (D) | (D) | (D) | (D) |
| Liquor stores | 3 | 1 | 124 | (D) | (D) | (D) | (D) | (D) | (D) | (D) |
| Fuel, ice dealers | 3 | 1 | 154 | (D) | (D) | (D) | (D) | (D) | (D) | (D) |
| Feed, farm, garden supply stores | 12 | 10 | 6,484 | (D) | 146 | 2,453 | 2,298 | 45 | 38 | 7 |
| Jewelry stores | 7 | 7 | 276 | 276 | 48 | 910 | 857 | 15 | 12 | 6 |
| Book, stationery stores | 1 | 1 | (D) | (D) | (D) | (D) | (D) | (D) | (D) | (D) |
| Other retail stores (except second-hand) | 4 | 6 | 303 | 219 | 35 | 712 | 677 | 21 | 15 | 15 |
| Second-hand stores | 14 | 2 | (D) | (D) | (D) | (D) | (D) | (D) | (D) | (D) |
| Nonstore retailers | 13 | 1 | 259 | (D) | (D) | (D) | (D) | (D) | (D) | (D) |
| COLES COUNTY | | | | | | | | | | |
| Retail trade, total | 519 | 363 | 46,639 | 43,281 | 4,547 | 85,368 | 79,333 | 1,989 | 1,606 | 536 |
| Food stores, total | 103 | 53 | 9,964 | 8,870 | 601 | 11,057 | 9,636 | 257 | 182 | 108 |
| Grocery stores | 81 | 41 | 9,297 | 8,269 | 531 | 9,564 | 8,166 | 220 | 146 | 83 |
| Meat markets, fish (seafood) markets | 7 | 5 | 438 | (D) | 34 | 692 | 669 | 13 | 12 | 7 |
| Fruit stores, vegetable markets | 2 | ••• | (D) | ••• | ••• | ••• | ••• | ••• | ••• | (D) |
| Candy, nut, confectionery stores | 5 | 3 | 83 | (D) | 10 | 205 | 205 | 5 | 5 | 5 |
| Other food stores | 8 | 4 | (D) | 112 | 26 | 596 | 596 | 19 | 19 | (D) |
| Eating, drinking places, total | 78 | 70 | 2,798 | 2,582 | 461 | 8,699 | 7,849 | 305 | 247 | 99 |
| Eating places | 54 | 50 | 1,546 | 1,496 | 324 | 6,522 | 5,888 | 245 | 203 | 66 |
| Drinking places | 24 | 20 | 1,252 | 1,086 | 137 | 2,177 | 1,961 | 60 | 44 | 33 |
| General merchandise group, total | 26 | 18 | 4,158 | 3,974 | 574 | 10,718 | 9,720 | 332 | 233 | 26 |
| General merchandise group (except variety) | 16 | 10 | 3,045 | (D) | 378 | 6,919 | 6,487 | 182 | 139 | 17 |
| Variety stores | 10 | 8 | 1,113 | (D) | 196 | 3,799 | 3,233 | 150 | 94 | 9 |
| Apparel, accessories stores, total | 40 | 32 | 2,776 | 2,730 | 289 | 5,578 | 4,948 | 170 | 116 | 36 |
| Shoe stores | 9 | 9 | 526 | 526 | 64 | 1,174 | 1,040 | 28 | 19 | 5 |
| Men's, boys' clothing and furnishings stores | 7 | 7 | 949 | 949 | 93 | 1,961 | 1,807 | 47 | 37 | 7 |
| Family clothing stores | 1 | 1 | (D) | (D) | (D) | (D) | (D) | (D) | (D) | (D) |
| Women's clothing, specialty stores | 17 | 13 | 707 | 673 | 81 | 1,624 | 1,430 | 54 | 40 | 16 |
| Ready-to-wear stores | (NA) | 7 | (NA) | 542 | 57 | 1,148 | 1,030 | 37 | 28 | (NA) |
| Other clothing, specialty stores | (NA) | 6 | (NA) | 131 | 24 | 476 | 400 | 17 | 12 | (NA) |
| Other apparel stores | 2 | 2 | (D) | (D) | (D) | (D) | (D) | (D) | (D) | (D) |
| Furniture, home furnishings, appliance dealers, total | 19 | 17 | 2,145 | (D) | 262 | 4,774 | 4,658 | 81 | 77 | 14 |
| Furniture, home furnishings stores, antique stores | 9 | 9 | 1,220 | 1,220 | 169 | 3,149 | 3,095 | 53 | 51 | 5 |
| Household appliance, radio, TV stores | 10 | 8 | 925 | (D) | 93 | 1,625 | 1,563 | 28 | 26 | 9 |
| Automotive group | 42 | 34 | 10,028 | 9,900 | 995 | 19,462 | 19,192 | 321 | 307 | 38 |
| Gasoline service stations | 36 | 36 | 3,242 | 2,622 | 204 | 3,681 | 3,330 | 79 | 64 | 63 |
| Lumber, bldg. mats., hardware, farm equip. dealers, total | 40 | 38 | 4,298 | (D) | 577 | 11,124 | 10,523 | 188 | 174 | 29 |
| Farm equipment dealers | 11 | 11 | 1,086 | 1,086 | 99 | 2,110 | 2,110 | 40 | 38 | 11 |
| Lumber, building materials, supplies, equipment dealers | 20 | 20 | 2,194 | 2,194 | 323 | 6,283 | 5,914 | 99 | 92 | 11 |
| Hardware stores | 9 | 7 | 1,018 | (D) | 155 | 2,691 | 2,493 | 49 | 44 | 7 |
| Drug stores, proprietary stores, total | 10 | 10 | 1,411 | 1,411 | 184 | 3,305 | 3,045 | 102 | 86 | 10 |
| Drug stores | 9 | 9 | (D) | (D) | (D) | (D) | (D) | (D) | (D) | (D) |
| Proprietary stores | 1 | 1 | (D) | (D) | (D) | (D) | (D) | (D) | (D) | (D) |
| Other retail stores, total | 82 | 52 | 5,263 | (D) | (D) | (D) | (D) | (D) | (D) | (D) |
| Liquor stores | 7 | 7 | 501 | 501 | 30 | 575 | 460 | 15 | 8 | 6 |
| Fuel, ice dealers | 9 | 9 | 815 | 815 | 94 | 1,711 | 1,583 | 29 | 27 | 10 |
| Feed, farm, garden supply stores | 15 | 9 | 2,113 | 1,695 | 68 | 1,047 | 1,013 | 23 | 19 | 16 |
| Jewelry stores | 9 | 9 | 465 | 465 | 85 | 1,388 | 1,324 | 33 | 28 | 9 |
| Book, stationery stores | ••• | ••• | ••• | ••• | ••• | ••• | ••• | ••• | ••• | ••• |
| Other retail stores (except second-hand) | 28 | 16 | 1,232 | 1,038 | 70 | 1,211 | 1,010 | 41 | 25 | 35 |
| Second-hand stores | 8 | 2 | 111 | (D) | (D) | (D) | (D) | (D) | (D) | (D) |
| Nonstore retailers | 23 | 3 | 556 | (D) | (D) | (D) | (D) | (D) | (D) | (D) |

Standard Notes: (D) Withheld to avoid disclosure. (NA) Not available. n.e.c. Not elsewhere classified. XXX Not applicable. (Z) Less than \$500. ... Represents zero.
¹ Group totals may include data for establishments without payroll which could not be classified by detailed kind of business.

Table 104. RETAIL TRADE: 1954 — COUNTIES WITH 500 ESTABLISHMENTS OR MORE—Continued

Establishments, Sales, Payroll, and Personnel, by Kind of Business

| County and kind of business | Establishments | | Sales | | Payroll, entire year (\$1,000) | Payroll, workweek ended nearest Nov. 15 | | Paid employees, workweek ended nearest Nov. 15 | | Proprietors (unincorporated businesses only) (Number) |
|---|--------------------|--------------|--|-----------------------------|--------------------------------|---|---------------|--|---------------|---|
| | Total ¹ | With payroll | Total, all establishments ¹ | Establishments with payroll | | Total | Full workweek | Total | Full workweek | |
| | (Number) | (Number) | (\$1,000) | (\$1,000) | | (Dollars) | (Dollars) | (Number) | (Number) | |
| COOK COUNTY | | | | | | | | | | |
| Retail trade, total..... | 47,416 | 29,440 | 6,258,020 | 5,861,082 | 782,898 | 15,389,157 | 13,967,445 | 273,490 | 213,462 | 50,062 |
| Food Stores | | | | | | | | | | |
| Total..... | 11,137 | 5,939 | 1,327,760 | 1,183,744 | 101,615 | 1,957,105 | 1,682,792 | 36,799 | 24,813 | 12,472 |
| Grocery stores..... | 6,470 | 3,144 | 1,055,595 | 956,399 | 70,578 | 1,362,613 | 1,152,527 | 42,927 | 16,221 | 7,255 |
| Meat markets..... | 1,173 | 839 | 104,797 | 93,121 | 8,724 | 164,145 | 150,553 | 2,293 | 1,834 | 1,385 |
| Fish (seafood) markets..... | 127 | 73 | 5,811 | 4,925 | 561 | 11,292 | 10,009 | 190 | 154 | 160 |
| Fruit stores, vegetable markets..... | 556 | 138 | 14,033 | 9,373 | 744 | 12,955 | 11,256 | 304 | 215 | 443 |
| Candy, nut, confectionery stores..... | 894 | 390 | 30,546 | 21,728 | 3,283 | 70,434 | 58,046 | 1,842 | 1,300 | 800 |
| Bakery products stores..... | 924 | 846 | 55,757 | 54,213 | 12,811 | 260,990 | 235,909 | 5,637 | 3,947 | 1,003 |
| Bakeries, with baking on premises..... | (NA) | 723 | (NA) | 43,228 | 11,311 | 235,622 | 213,201 | 4,569 | 3,495 | (NA) |
| Bakeries, without baking on premises..... | (NA) | 123 | (NA) | 10,985 | 1,500 | 25,368 | 22,708 | 1,068 | 452 | (NA) |
| Delicatessen stores..... | 02 | 244 | 30,076 | 20,874 | 1,662 | 30,917 | 26,016 | 718 | 497 | 754 |
| Food stores, n.e.c..... | 533 | 265 | 29,943 | 23,111 | 3,252 | 43,759 | 38,476 | 888 | 645 | 602 |
| Eating, Drinking Places | | | | | | | | | | |
| Total..... | 11,118 | 7,492 | 622,352 | 552,672 | 125,117 | 2,501,594 | 2,287,786 | 54,467 | 45,590 | 13,139 |
| Eating places (except refreshment stands)..... | 4,490 | 3,632 | 370,038 | 358,228 | 97,838 | 1,955,906 | 1,791,820 | 42,879 | 36,285 | 5,150 |
| Restaurants, cafeterias..... | (NA) | 3,467 | (NA) | 339,967 | 92,399 | 1,847,686 | 1,693,806 | 40,499 | 34,387 | (NA) |
| Caterers..... | (NA) | 54 | (NA) | 6,223 | 1,524 | 34,399 | 28,178 | 772 | 456 | (NA) |
| In-plant food contractors..... | (NA) | 111 | (NA) | 12,038 | 3,915 | 73,820 | 69,836 | 1,608 | 1,440 | (NA) |
| Refreshment stands..... | 503 | 365 | 18,581 | 17,005 | 2,924 | 58,358 | 49,974 | 1,546 | 1,111 | 522 |
| Drinking places..... | 6,115 | 3,495 | 233,601 | 177,439 | 24,355 | 487,330 | 445,974 | 10,042 | 8,196 | 7,457 |
| General Merchandise Group | | | | | | | | | | |
| Total..... | 1,200 | 694 | 704,818 | 695,696 | 119,581 | 2,375,870 | 2,030,454 | 49,286 | 33,246 | 1,045 |
| Department stores..... | 57 | 57 | 565,810 | 565,810 | 97,472 | 1,943,541 | 1,673,000 | 37,543 | 25,818 | 3 |
| Dry goods, general merchandise stores..... | 669 | 303 | 59,610 | 52,878 | 7,761 | 153,914 | 137,077 | 3,068 | 2,274 | 707 |
| General stores..... | 34 | 10 | 1,862 | 1,490 | 161 | 2,855 | 2,453 | 53 | 38 | 36 |
| Variety stores..... | 428 | 324 | 77,330 | 75,518 | 14,187 | 275,560 | 217,924 | 8,622 | 5,116 | 287 |
| Apparel, Accessories Stores | | | | | | | | | | |
| Total..... | 4,492 | 3,548 | 523,641 | 506,665 | 77,435 | 1,499,124 | 1,339,859 | 26,885 | 19,867 | 3,916 |
| Shoe stores..... | 415 | 699 | 83,506 | 80,732 | 11,124 | 199,385 | 171,024 | 3,579 | 2,209 | 515 |
| Men's shoe stores..... | (NA) | 120 | (NA) | 11,192 | 1,281 | 23,188 | 21,371 | 356 | 277 | (NA) |
| Women's shoe stores..... | (NA) | 107 | (NA) | 26,023 | 3,640 | 64,008 | 52,755 | 1,293 | 708 | (NA) |
| Children's, juveniles' shoe stores..... | (NA) | 32 | (NA) | 2,334 | 339 | 6,338 | 5,792 | 92 | 62 | (NA) |
| Family shoe stores..... | (NA) | 430 | (NA) | 41,183 | 5,864 | 105,851 | 91,106 | 1,838 | 1,162 | (NA) |
| Men's, boys' clothing and furnishings stores..... | (NA) | 610 | (NA) | 91,717 | 13,968 | 255,117 | 235,023 | 3,708 | 2,684 | (NA) |
| Men's, boys' clothing stores..... | (NA) | 329 | (NA) | 67,596 | 10,875 | 201,195 | 186,155 | 2,868 | 2,257 | (NA) |
| Men's, boys' furnishings stores..... | (NA) | 281 | (NA) | 24,121 | 3,093 | 53,922 | 48,866 | 840 | 627 | (NA) |
| Family clothing stores..... | (NA) | 222 | (NA) | 84,935 | 14,076 | 272,386 | 236,527 | 4,842 | 3,319 | (NA) |
| Women's clothing, specialty stores..... | 1,828 | 1,462 | 206,815 | 200,899 | 30,293 | 610,859 | 550,659 | 12,300 | 9,466 | 1,631 |
| Ready-to-wear stores..... | (NA) | 908 | (NA) | 169,357 | 26,141 | 527,972 | 479,131 | 10,403 | 8,179 | (NA) |
| Millinery stores..... | (NA) | 194 | (NA) | 9,074 | 1,422 | 30,332 | 26,373 | 716 | 496 | (NA) |
| Clothing, specialty stores, n.e.c..... | (NA) | 360 | (NA) | 22,468 | 2,730 | 52,355 | 45,155 | 1,181 | 811 | (NA) |
| Children's, infants' wear stores..... | 263 | 191 | 15,805 | 14,235 | 1,387 | 27,843 | 22,963 | 657 | 431 | 313 |
| Apparel stores, n.e.c..... | 526 | 374 | 35,943 | 34,147 | 6,587 | 133,534 | 123,663 | 1,799 | 1,538 | 509 |
| Furniture, Home Furnishings, Appliance Dealers | | | | | | | | | | |
| Total..... | 2,107 | 1,483 | 296,785 | 284,097 | 39,013 | 736,260 | 704,090 | 9,927 | 8,970 | 2,013 |
| Furniture, home furnishings stores..... | 1,434 | 1,034 | 210,720 | 202,590 | 28,514 | 535,631 | 512,065 | 7,129 | 6,458 | 1,373 |
| Furniture stores..... | (NA) | 587 | (NA) | 156,891 | 21,315 | 388,159 | 371,620 | 5,147 | 4,662 | (NA) |
| Floor covering stores..... | (NA) | 140 | (NA) | 24,299 | 3,907 | 80,757 | 77,635 | 900 | 850 | (NA) |
| Home furnishings stores, n.e.c., antique stores..... | (NA) | 307 | (NA) | 21,400 | 3,292 | 66,715 | 62,810 | 1,082 | 966 | (NA) |
| Household appliance, radio, TV stores..... | 61 | 449 | 85,755 | 81,507 | 10,499 | 200,629 | 192,025 | 2,798 | 2,512 | 626 |
| Household appliance stores..... | (NA) | 173 | (NA) | 25,506 | 3,722 | 71,753 | 69,562 | 1,007 | 954 | (NA) |
| Appliance, radio, TV stores..... | (NA) | 155 | (NA) | 37,639 | 3,636 | 68,412 | 63,894 | 909 | 749 | (NA) |
| Radio, TV stores..... | (NA) | 121 | (NA) | 18,362 | 3,141 | 60,484 | 58,569 | 882 | 609 | (NA) |
| Automotive Group | | | | | | | | | | |
| Total..... | 1,280 | 992 | 908,773 | 896,617 | 84,067 | 1,479,686 | 1,458,573 | 16,021 | 15,522 | 999 |
| Passenger car dealers (franchised)..... | 489 | 473 | 792,265 | 791,491 | 73,216 | 1,283,413 | 1,270,691 | 13,587 | 13,308 | 217 |
| Passenger car dealers (nonfranchised)..... | 386 | 248 | 66,614 | 58,000 | 4,150 | 73,498 | 71,848 | 853 | 813 | 440 |
| Tire, battery, accessory dealers..... | 299 | 205 | 32,003 | 30,335 | 5,146 | 93,088 | 86,761 | 1,236 | 1,074 | 250 |
| Motorcycle, aircraft, boat dealers..... | 55 | 31 | (D) | (D) | (D) | (D) | (D) | (D) | (D) | (D) |
| Household trailer dealers..... | 45 | 33 | 10,132 | 9,818 | 538 | 10,614 | 10,511 | 114 | 111 | 41 |
| Automotive dealers, n.e.c..... | 2 | 2 | (D) | (D) | (D) | (D) | (D) | (D) | (D) | (D) |
| Gasoline Service Stations | | | | | | | | | | |
| Total..... | 2,713 | 2,163 | 262,421 | 241,321 | 23,701 | 495,642 | 441,208 | 8,528 | 6,374 | 3,193 |
| Lumber, Bldg. Mats., Hardware, Farm Equipment Dealers | | | | | | | | | | |
| Total..... | 1,864 | 1,154 | 262,878 | 244,902 | 34,143 | 652,234 | 612,152 | 8,008 | 7,017 | 1,817 |
| Farm equipment dealers..... | 36 | 22 | 5,474 | 5,148 | 472 | 7,543 | 7,304 | 104 | 97 | 50 |
| Lumber, building materials dealers..... | 360 | 278 | 153,353 | 150,799 | 20,547 | 396,916 | 374,399 | 4,264 | 3,896 | 235 |
| Paint, glass, wallpaper stores..... | 362 | 230 | 23,702 | 21,094 | 3,060 | 63,314 | 58,727 | 853 | 738 | 339 |
| Plumbing, electrical supply stores..... | 186 | 108 | 17,718 | 15,214 | 2,675 | 51,132 | 49,875 | 607 | 564 | 168 |
| Hardware stores..... | 920 | 516 | 62,629 | 52,647 | 7,389 | 133,329 | 121,847 | 2,180 | 1,722 | 1,025 |
| Drug Stores, Proprietary Stores | | | | | | | | | | |
| Total..... | 1,751 | 1,567 | 200,679 | 196,019 | 28,158 | 528,422 | 436,483 | 11,159 | 6,905 | 1,447 |
| Drug stores..... | (NA) | 1,524 | (NA) | 192,459 | 27,756 | 521,913 | 430,344 | 11,040 | 6,808 | (NA) |
| Proprietary stores..... | (NA) | 43 | (NA) | 3,560 | 402 | 6,509 | 6,139 | 119 | 97 | (NA) |
| Other Retail Stores | | | | | | | | | | |
| Total..... | 6,913 | 3,847 | 539,754 | 483,150 | 61,061 | 1,179,769 | 1,104,116 | 18,618 | 15,590 | 7,138 |
| Liquor stores..... | 1,308 | 982 | 167,524 | 155,352 | 11,717 | 218,481 | 197,349 | 3,708 | 2,915 | 1,517 |
| Fuel, ice dealers..... | 649 | 401 | 115,950 | 110,164 | 14,330 | 288,340 | 275,718 | 3,982 | 3,633 | 576 |
| Fuel dealers (coal, wood)..... | (NA) | 228 | (NA) | 62,916 | 9,536 | 189,571 | 181,594 | 2,759 | 2,535 | (NA) |
| Liquefied petroleum gas dealers..... | (NA) | 20 | (NA) | 2,898 | 481 | 10,279 | 10,012 | 150 | 143 | (NA) |
| Fuel oil dealers..... | (NA) | 146 | (NA) | 44,028 | 4,229 | 86,819 | 82,441 | 1,045 | 927 | (NA) |
| Ice dealers..... | (NA) | 7 | (NA) | 322 | 84 | 1,671 | 1,671 | 28 | 28 | (NA) |
| Hay, grain, feed stores..... | 52 | 28 | 4,368 | 3,444 | 221 | 4,274 | 4,036 | 72 | 58 | 49 |
| Farm, garden supply stores..... | 52 | 30 | 5,167 | 4,771 | 486 | 12,740 | 12,587 | 171 | 158 | 49 |
| Jewelry stores..... | 707 | 419 | 53,304 | 48,262 | 8,102 | 152,943 | 146,075 | 1,978 | 1,739 | 656 |

Standard Notes: (D) Withheld to avoid disclosure. (NA) Not available. n.e.c. Not elsewhere classified. XXX Not applicable. (Z) Less than \$500. ... Represents zero.

¹ Group totals may include data for establishments without payroll which could not be classified by detailed kind of business.

Table 104. RETAIL TRADE: 1954 — COUNTIES WITH 500 ESTABLISHMENTS OR MORE—Continued

Establishments, Sales, Payroll, and Personnel, by Kind of Business

| County and kind of business | Establishments | | Sales | | Payroll, entire year (\$1,000) | Payroll, workweek ended nearest Nov. 15 | | Paid employees, workweek ended nearest Nov. 15 | | Proprietors (unincorporated businesses only) ¹ (Number) |
|--|--------------------------------|--------------------------|---|--|-----------------------------------|---|----------------------------|--|---------------------------|---|
| | Total ¹ (Number) | With payroll (Number) | Total, all establishments ¹ (\$1,000) | Establishments with payroll (\$1,000) | | Total (Dollars) | Full workweek (Dollars) | Total (Number) | Full workweek (Number) | |
| COOK COUNTY--Con. | | | | | | | | | | |
| Other Retail Stores--Con. | | | | | | | | | | |
| Book stores..... | 102 | 66 | 5,972 | 5,448 | 891 | 18,508 | 15,781 | 389 | 277 | 91 |
| Stationery stores..... | 249 | 163 | 23,223 | 22,063 | 4,815 | 87,447 | 83,731 | 1,399 | 1,212 | 243 |
| Sporting goods stores..... | 162 | 110 | 16,178 | 14,906 | 2,079 | 37,689 | 35,612 | 627 | 547 | 147 |
| Bicycle stores..... | 73 | 19 | 1,619 | 751 | 70 | 1,187 | 1,079 | 25 | 19 | 83 |
| Florists..... | 569 | 351 | 23,320 | 19,844 | 3,829 | 71,339 | 66,521 | 1,228 | 1,008 | 658 |
| Cigar stores, stands..... | 324 | 208 | 15,965 | 13,543 | 1,236 | 23,462 | 21,975 | 472 | 369 | 266 |
| News dealers, newsstands..... | 386 | 112 | 12,290 | 8,720 | 1,045 | 19,754 | 16,600 | 721 | 444 | 384 |
| Gift, novelty, souvenir stores..... | 471 | 159 | 12,575 | 8,567 | 1,000 | 23,514 | 18,803 | 558 | 357 | 539 |
| Music stores..... | 149 | 113 | 12,968 | 11,292 | 1,806 | 33,091 | 30,310 | 557 | 440 | 180 |
| Camera, photographic supply stores..... | 109 | 91 | 13,098 | 12,548 | 1,300 | 26,759 | 25,270 | 333 | 272 | 91 |
| Luggage, leather goods stores..... | 59 | 35 | 2,740 | 2,292 | 277 | 4,848 | 4,688 | 86 | 81 | 63 |
| Optical goods stores..... | 93 | 71 | 5,513 | 5,177 | 1,687 | 30,428 | 29,561 | 361 | 333 | 50 |
| Office, store machine and equipment dealers..... | 81 | 41 | 4,769 | 4,221 | 900 | 21,671 | 20,018 | 330 | 299 | 91 |
| Retail stores (except second-hand) n.e.c..... | 267 | 267 | 21,542 | 21,542 | 3,619 | 71,711 | 67,768 | 1,168 | 1,021 | 215 |
| Second-hand stores..... | 363 | 181 | 12,029 | 10,243 | 1,651 | 31,583 | 30,634 | 453 | 408 | 384 |
| Nonstore Retailers | | | | | | | | | | |
| Total | 2,841 | 561 | 608,159 | 576,199 | 89,007 | 1,983,451 | 1,869,932 | 33,792 | 29,568 | 2,883 |
| Mail order houses..... | 164 | 106 | 465,021 | 464,255 | 64,167 | 1,530,404 | 1,429,392 | 26,840 | 23,350 | 115 |
| Direct selling (house-to-house) organizations..... | 2,501 | 373 | 124,623 | 95,109 | 22,604 | 413,128 | 401,248 | 6,387 | 5,678 | 2,581 |
| Merchandise vending machine operators..... | 176 | 82 | 18,515 | 16,835 | 2,236 | 39,919 | 39,292 | 565 | 540 | 187 |
| DE KALB COUNTY | | | | | | | | | | |
| Retail trade, total | | | | | | | | | | |
| | 583 | 411 | 60,836 | 56,586 | 4,749 | 93,757 | 85,496 | 1,856 | 1,402 | 681 |
| Food stores, total | | | | | | | | | | |
| | 81 | 57 | 11,035 | 10,115 | 647 | 12,793 | 10,614 | 302 | 176 | 85 |
| Grocery stores..... | 66 | 46 | 10,001 | 9,351 | 546 | 10,860 | 8,993 | 249 | 147 | 70 |
| Meat markets, fish (seafood) markets..... | 3 | 3 | (D) | (D) | (D) | (D) | (D) | (D) | (D) | (D) |
| Fruit stores, vegetable markets..... | 3 | 1 | (D) | (D) | (D) | (D) | (D) | (D) | (D) | (D) |
| Candy, nut, confectionery stores..... | ••• | ••• | ••• | ••• | ••• | ••• | ••• | ••• | ••• | ••• |
| Other food stores..... | 9 | 7 | 543 | (D) | 64 | 1,251 | 1,009 | 40 | 19 | 10 |
| Eating, drinking places, total | | | | | | | | | | |
| | 116 | 88 | 4,104 | 3,578 | 554 | 10,781 | 9,417 | 300 | 211 | 152 |
| Eating places..... | 69 | 55 | 2,127 | 1,899 | 358 | 7,658 | 6,731 | 233 | 167 | 88 |
| Drinking places..... | 47 | 33 | 2,067 | 1,679 | 196 | 3,123 | 2,686 | 67 | 44 | 64 |
| General merchandise group, total | | | | | | | | | | |
| | 17 | 15 | 3,619 | (D) | 464 | 9,227 | 8,361 | 240 | 169 | 12 |
| General merchandise group (except variety)..... | 9 | 7 | 2,641 | (D) | 299 | 6,054 | 5,446 | 138 | 95 | 6 |
| Variety stores..... | 8 | 8 | 978 | 978 | 165 | 3,173 | 2,915 | 102 | 74 | 6 |
| Apparel, accessories stores, total | | | | | | | | | | |
| | 41 | 33 | 2,543 | 2,297 | 234 | 4,133 | 3,539 | 108 | 65 | 45 |
| Shoe stores..... | 6 | 4 | 358 | (D) | 42 | 620 | 523 | 12 | 7 | 7 |
| Men's, boys' clothing and furnishings stores..... | (NA) | 11 | (NA) | 860 | 83 | 1,425 | 1,271 | 34 | 21 | (NA) |
| Family clothing stores..... | (NA) | ••• | (NA) | ••• | ••• | ••• | ••• | ••• | ••• | (NA) |
| Women's clothing, specialty stores..... | 15 | 15 | 1,020 | 1,020 | 165 | 2,015 | 1,703 | 59 | 36 | 14 |
| Ready-to-wear stores..... | 13 | 13 | (D) | (D) | (D) | (D) | (D) | (D) | (D) | (D) |
| Other clothing, specialty stores..... | 2 | 2 | (D) | (D) | (D) | (D) | (D) | (D) | (D) | (D) |
| Other apparel stores..... | 5 | 3 | 157 | (D) | 4 | 73 | 42 | 3 | 1 | 6 |
| Furniture, home furnishings, appliance dealers, total | | | | | | | | | | |
| | 36 | 28 | 2,343 | 2,239 | 262 | 5,136 | 4,993 | 81 | 68 | 38 |
| Furniture, home furnishings stores, antique stores..... | 19 | 13 | 1,500 | (D) | 184 | 3,542 | 3,523 | 47 | 45 | 25 |
| Household appliance, radio, TV stores..... | 17 | 15 | 843 | (D) | 78 | 1,594 | 1,470 | 34 | 23 | 13 |
| Automotive group | | | | | | | | | | |
| | 37 | 33 | 14,483 | 14,405 | 995 | 20,308 | 20,055 | 277 | 266 | 36 |
| Gasoline service stations | | | | | | | | | | |
| | 65 | 33 | 4,179 | 3,201 | 201 | 3,744 | 3,318 | 74 | 57 | 94 |
| Lumber, bldg. mats., hardware, farm equip. dealers, total | | | | | | | | | | |
| | 78 | 62 | 9,331 | 8,963 | 833 | 16,333 | 15,079 | 249 | 216 | 93 |
| Farm equipment dealers..... | 25 | 25 | 3,942 | 3,942 | 317 | 6,053 | 5,750 | 97 | 85 | 36 |
| Lumber, building materials, supplies, equipment dealers..... | 35 | 23 | 3,742 | 3,504 | 378 | 7,258 | 7,047 | 98 | 92 | 34 |
| Hardware stores..... | 18 | 14 | 1,647 | 1,517 | 138 | 3,022 | 2,282 | 54 | 39 | 23 |
| Drug stores, proprietary stores, total | | | | | | | | | | |
| | 19 | 13 | 1,604 | 1,460 | 184 | 3,365 | 2,975 | 79 | 58 | 23 |
| Drug stores..... | (NA) | 13 | (NA) | 1,460 | 184 | 3,365 | 2,975 | 79 | 58 | (NA) |
| Proprietary stores..... | (NA) | ••• | (NA) | ••• | ••• | ••• | ••• | ••• | ••• | (NA) |
| Other retail stores, total | | | | | | | | | | |
| | 67 | 47 | 6,849 | 6,487 | (D) | (D) | (D) | (D) | (D) | (D) |
| Liquor stores..... | 1 | 1 | (D) | (D) | (D) | (D) | (D) | (D) | (D) | (D) |
| Fuel, ice dealers..... | 11 | 9 | 659 | (D) | 56 | 1,091 | 770 | 20 | 12 | 12 |
| Feed, farm, garden supply stores..... | 14 | 14 | 4,998 | 4,998 | 198 | 4,443 | 4,249 | 73 | 66 | 12 |
| Jewelry stores..... | 8 | 8 | 301 | 301 | 30 | 582 | 519 | 14 | 10 | 10 |
| Book, stationery stores..... | 2 | ••• | (D) | ••• | ••• | ••• | ••• | ••• | ••• | ••• |
| Other retail stores (except second-hand)..... | 23 | 15 | 790 | 662 | 73 | 1,391 | 1,202 | 33 | 23 | 25 |
| Second-hand stores..... | 2 | ••• | (D) | ••• | ••• | ••• | ••• | ••• | ••• | ••• |
| Nonstore retailers | | | | | | | | | | |
| | 26 | 2 | 656 | (D) | (D) | (D) | (D) | (D) | (D) | (D) |
| DU PAGE COUNTY | | | | | | | | | | |
| Retail trade, total | | | | | | | | | | |
| | 1,371 | 1,005 | 183,889 | 175,421 | 18,966 | 381,269 | 337,440 | 7,055 | 4,890 | 1,421 |
| Food stores, total | | | | | | | | | | |
| | 244 | 178 | 55,824 | 53,174 | 3,925 | 82,034 | 68,070 | 1,608 | 968 | 255 |
| Grocery stores..... | 161 | 113 | 50,200 | 48,216 | 3,225 | 67,519 | 55,528 | 1,293 | 768 | 161 |
| Meat markets, fish (seafood) markets..... | 18 | 14 | 2,133 | 1,839 | 147 | 2,994 | 2,525 | 43 | 29 | 22 |
| Fruit stores, vegetable markets..... | 4 | ••• | (D) | ••• | ••• | ••• | ••• | ••• | ••• | (D) |
| Candy, nut, confectionery stores..... | 11 | 11 | (D) | (D) | (D) | (D) | (D) | (D) | (D) | (D) |
| Other food stores..... | 48 | 40 | 3,103 | (D) | (D) | (D) | (D) | (D) | (D) | (D) |
| Eating, drinking places, total | | | | | | | | | | |
| | 250 | 188 | 12,295 | 11,263 | 2,159 | 49,282 | 44,037 | 1,182 | 906 | 290 |
| Eating places..... | 146 | 120 | 8,285 | 8,043 | 1,746 | 40,943 | 36,636 | 1,016 | 783 | 170 |
| Drinking places..... | 104 | 68 | 4,010 | 3,220 | 413 | 8,339 | 7,401 | 166 | 123 | 120 |

Standard Notes: (D) Withheld to avoid disclosure. (NA) Not available. n.e.c. Not elsewhere classified. XXX Not applicable. (Z) Less than \$500. ... Represents zero.
¹ Group totals may include data for establishments without payroll which could not be classified by detailed kind of business.

Table 104. RETAIL TRADE: 1954 — COUNTIES WITH 500 ESTABLISHMENTS OR MORE—Continued

Establishments, Sales, Payroll, and Personnel, by Kind of Business

| County and kind of business | Establishments | | Sales | | Payroll, entire year (\$1,000) | Payroll, workweek ended nearest Nov. 15 | | Paid employees, workweek ended nearest Nov. 15 | | Proprietors (unincorporated businesses only) ¹ (Number) |
|--|--------------------|--------------|--|-----------------------------|-----------------------------------|---|---------------|--|---------------|---|
| | Total ¹ | With payroll | Total, all establishments ² | Establishments with payroll | | Total | Full workweek | Total | Full workweek | |
| | (Number) | (Number) | (\$1,000) | (\$1,000) | | (Dollars) | (Dollars) | (Number) | (Number) | |
| DU PAGE COUNTY--Con. | | | | | | | | | | |
| General merchandise group, total..... | 37 | 27 | 5,422 | 5,676 | 857 | 16,773 | 14,451 | 449 | 316 | 33 |
| General merchandise group (except variety)..... | 23 | 13 | 3,078 | 2,932 | 394 | 7,539 | 6,634 | 177 | 140 | 23 |
| Variety stores..... | 14 | 14 | 2,744 | 2,744 | 463 | 9,234 | 7,817 | 272 | 176 | 10 |
| Apparel, accessories stores, total..... | 106 | 86 | 7,771 | 7,415 | 786 | 15,453 | 12,759 | 314 | 195 | 103 |
| Shoe stores..... | 29 | 21 | 1,914 | (D) | (D) | (D) | (D) | (D) | (D) | (D) |
| Men's, boys' clothing and furnishings stores..... | (NA) | 13 | (NA) | (D) | (D) | (D) | (D) | (D) | (D) | (NA) |
| Family clothing stores..... | (NA) | 8 | (NA) | 1,379 | 124 | 2,394 | 1,959 | 54 | 35 | (NA) |
| Women's clothing, specialty stores..... | 34 | 34 | 2,487 | 2,467 | 248 | 4,967 | 4,066 | 124 | 79 | 33 |
| Ready-to-wear stores..... | 28 | 28 | 2,187 | 2,187 | 218 | 4,288 | 3,511 | 108 | 68 | 27 |
| Other clothing, specialty stores..... | 6 | 6 | 280 | 280 | 30 | 679 | 555 | 16 | 11 | 4 |
| Other apparel stores..... | 10 | 10 | 490 | 490 | 69 | 1,276 | 976 | 26 | 13 | 10 |
| Furniture, home furnishings, appliance dealers, total..... | 63 | 51 | 4,464 | 4,324 | 591 | 11,678 | 11,028 | 151 | 125 | 52 |
| Furniture, home furnishings stores, antique stores..... | 29 | 19 | 2,535 | (D) | 334 | 6,564 | 6,023 | 82 | 63 | 25 |
| Household appliance, radio, TV stores..... | 34 | 32 | 1,929 | (D) | 257 | 5,114 | 5,005 | 69 | 62 | 27 |
| Automotive group..... | 83 | 69 | 32,975 | 32,775 | 3,469 | 65,386 | 64,181 | 791 | 755 | 72 |
| Gasoline service stations..... | 157 | 121 | 13,471 | 12,371 | 1,036 | 21,897 | 18,523 | 395 | 264 | 181 |
| Lumber, bldg. mats., hardware, farm equip. dealers, total..... | 107 | 91 | 23,660 | 23,446 | 3,424 | 62,018 | 58,950 | 789 | 667 | 88 |
| Farm equipment dealers..... | 5 | 5 | 659 | 659 | 100 | 1,701 | 1,701 | 22 | 22 | 3 |
| Lumber, building materials, supplies, equipment dealers..... | 64 | 52 | 16,060 | 15,930 | 2,260 | 41,026 | 39,948 | 450 | 414 | 49 |
| Hardware stores..... | 38 | 34 | 6,941 | 6,857 | 1,064 | 19,291 | 17,301 | 317 | 231 | 36 |
| Drug stores, proprietary stores, total..... | 43 | 43 | 7,043 | 7,043 | 890 | 17,898 | 13,925 | 412 | 220 | 40 |
| Drug stores..... | 43 | 43 | 7,043 | 7,043 | 890 | 17,898 | 13,925 | 412 | 220 | 40 |
| Proprietary stores..... | ... | ... | ... | ... | ... | ... | ... | ... | ... | ... |
| Other retail stores, total..... | 205 | 135 | 17,764 | 16,160 | 1,548 | 33,521 | 26,992 | 781 | 411 | 227 |
| Liquor stores..... | 26 | 24 | 4,881 | (D) | 250 | 4,745 | 3,977 | 85 | 52 | 35 |
| Fuel, ice dealers..... | 23 | 17 | 3,634 | 3,430 | 411 | 8,203 | 7,713 | 87 | 76 | 19 |
| Feed, farm, garden supply stores..... | 32 | 18 | 3,664 | 3,226 | 171 | 3,759 | 3,436 | 60 | 49 | 39 |
| Jewelry stores..... | 16 | 10 | 531 | 469 | 64 | 1,190 | 1,027 | 24 | 15 | 18 |
| Book, stationery stores..... | 11 | 3 | (D) | (D) | (D) | (D) | (D) | (D) | (D) | (D) |
| Other retail stores (except second-hand)..... | 83 | 61 | 4,022 | 3,700 | 562 | 12,960 | 8,256 | 481 | 179 | 87 |
| Second-hand stores..... | 4 | 2 | (D) | (D) | (D) | (D) | (D) | (D) | (D) | (D) |
| Nonstore retailers..... | 76 | 16 | 2,800 | 1,774 | 281 | 5,329 | 4,524 | 183 | 63 | 80 |
| FRANKLIN COUNTY | | | | | | | | | | |
| Retail trade, total..... | 624 | 384 | 34,810 | 30,818 | 2,863 | 56,882 | 52,344 | 1,410 | 1,107 | 637 |
| Food stores, total..... | 166 | 76 | 10,050 | 8,452 | 524 | 11,224 | 10,019 | 297 | 197 | 162 |
| Grocery stores..... | 143 | 69 | 9,155 | 7,833 | 474 | 10,097 | 8,917 | 272 | 173 | 137 |
| Meat markets, fish (seafood) markets..... | 1 | 1 | (D) | (D) | (D) | (D) | (D) | (D) | (D) | (D) |
| Fruit stores, vegetable markets..... | 3 | 1 | 294 | (D) | (D) | (D) | (D) | (D) | (D) | (D) |
| Candy, nut, confectionery stores..... | 11 | 1 | 109 | (D) | (D) | (D) | (D) | (D) | (D) | (D) |
| Other food stores..... | 6 | 4 | (D) | (D) | (D) | (D) | (D) | (D) | (D) | (D) |
| Eating, drinking places, total..... | 111 | 63 | 2,252 | 1,708 | 223 | 5,096 | 4,265 | 206 | 156 | 125 |
| Eating places..... | 51 | 37 | 1,137 | 1,069 | 168 | 4,041 | 3,285 | 166 | 124 | 59 |
| Drinking places..... | 60 | 26 | 1,115 | 639 | 55 | 1,055 | 980 | 40 | 32 | 66 |
| General merchandise group, total..... | 29 | 25 | 2,631 | 2,601 | 326 | 6,110 | 5,513 | 167 | 122 | 17 |
| General merchandise group (except variety)..... | 21 | 17 | 1,925 | 1,895 | 203 | 3,732 | 3,279 | 103 | 71 | 13 |
| Variety stores..... | 8 | 8 | 706 | 706 | 123 | 2,378 | 2,234 | 64 | 51 | 4 |
| Apparel, accessories stores, total..... | 29 | 25 | 2,047 | 1,991 | 275 | 5,042 | 4,779 | 122 | 98 | 32 |
| Shoe stores..... | 9 | 5 | (D) | (D) | (D) | (D) | (D) | (D) | (D) | (D) |
| Men's, boys' clothing and furnishings stores..... | 6 | 6 | 375 | 375 | 48 | 775 | 739 | 21 | 16 | 5 |
| Family clothing stores..... | 3 | 3 | 412 | 412 | 43 | 836 | 829 | 22 | 21 | 3 |
| Women's clothing, specialty stores..... | 10 | 10 | 906 | 906 | 151 | 2,825 | 2,687 | 62 | 49 | 10 |
| Ready-to-wear stores..... | 10 | 10 | 906 | 906 | 151 | 2,825 | 2,687 | 62 | 49 | 10 |
| Other clothing, specialty stores..... | ... | ... | ... | ... | ... | ... | ... | ... | ... | ... |
| Other apparel stores..... | 1 | 1 | (D) | (D) | (D) | (D) | (D) | (D) | (D) | (D) |
| Furniture, home furnishings, appliance dealers, total..... | 40 | 26 | 2,053 | 1,807 | 215 | 4,015 | 3,696 | 88 | 69 | 47 |
| Furniture, home furnishings stores, antique stores..... | 18 | 14 | 1,079 | 945 | 113 | 2,172 | 2,090 | 42 | 36 | 24 |
| Household appliance, radio, TV stores..... | 22 | 12 | 974 | 862 | 102 | 1,843 | 1,606 | 46 | 33 | 23 |
| Automotive group..... | 37 | 35 | 6,380 | (D) | 565 | 11,035 | 10,909 | 190 | 185 | 37 |
| Gasoline service stations..... | 79 | 49 | 3,015 | 2,553 | 202 | 4,832 | 4,196 | 121 | 95 | 76 |
| Lumber, bldg. mats., hardware, farm equip. dealers, total..... | 30 | 24 | 2,067 | 1,899 | 182 | 3,196 | 3,096 | 61 | 58 | 30 |
| Farm equipment dealers..... | 4 | 4 | 485 | 485 | 37 | 649 | 624 | 13 | 12 | 7 |
| Lumber, building materials, supplies, equipment dealers..... | 20 | 14 | 1,291 | 1,123 | 113 | 1,965 | 1,965 | 34 | 34 | 16 |
| Hardware stores..... | 6 | 6 | 291 | 291 | 32 | 582 | 507 | 14 | 12 | 7 |
| Drug stores, proprietary stores, total..... | 14 | 14 | 971 | 971 | 108 | 1,991 | 1,800 | 55 | 44 | 14 |
| Drug stores..... | 12 | 12 | (D) | (D) | (D) | (D) | (D) | (D) | (D) | (D) |
| Proprietary stores..... | 2 | 2 | (D) | (D) | (D) | (D) | (D) | (D) | (D) | (D) |
| Other retail stores, total..... | 69 | 43 | 3,113 | (D) | 233 | 4,133 | 3,863 | 96 | 76 | 75 |
| Liquor stores..... | 3 | 3 | 165 | 165 | 16 | 395 | 395 | 6 | 6 | 4 |
| Fuel, ice dealers..... | 8 | 6 | 129 | (D) | (D) | (D) | (D) | (D) | (D) | (D) |
| Feed, farm, garden supply stores..... | 24 | 16 | 2,007 | 1,399 | 94 | 1,714 | 1,556 | 42 | 31 | 29 |
| Jewelry stores..... | 10 | 8 | 283 | (D) | 53 | 924 | 879 | 17 | 15 | 9 |
| Book, stationery stores..... | ... | ... | ... | ... | ... | ... | ... | ... | ... | ... |
| Other retail stores (except second-hand)..... | 17 | 7 | 366 | 294 | 37 | 536 | 469 | 20 | 13 | 17 |
| Second-hand stores..... | 5 | 3 | 137 | (D) | (D) | (D) | (D) | (D) | (D) | (D) |
| Nonstore retailers..... | 20 | 4 | 231 | 85 | 10 | 208 | 208 | 7 | 7 | 22 |

Standard Notes: (D) Withheld to avoid disclosure. (NA) Not available. n.e.c. Not elsewhere classified. XXXX Not applicable. (Z) Less than \$500. ... Represents zero.
¹ Group totals may include data for establishments without payroll which could not be classified by detailed kind of business.

Table 104. RETAIL TRADE: 1954 — COUNTIES WITH 500 ESTABLISHMENTS OR MORE—Continued

Establishments, Sales, Payroll, and Personnel, by Kind of Business

| County and kind of business | Establishments | | Sales | | Payroll, entire year (\$1,000) | Payroll, workweek ended nearest Nov. 15 | | Paid employees, workweek ended nearest Nov. 15 | | Proprietors (unincorporated businesses only) ¹ (Number) |
|--|--------------------------------|--------------------------|---|--|-----------------------------------|---|----------------------------|--|---------------------------|---|
| | Total ¹ (Number) | With payroll (Number) | Total, all establishments (\$1,000) ¹ | Establishments with payroll (\$1,000) | | Total (Dollars) | Full workweek (Dollars) | Total (Number) | Full workweek (Number) | |
| FULTON COUNTY | | | | | | | | | | |
| Retail trade, total..... | 562 | 400 | 43,776 | 40,644 | 3,687 | 71,770 | 66,288 | 1,680 | 1,324 | 613 |
| Food stores, total..... | 87 | 71 | 9,810 | 9,394 | 619 | 13,234 | 12,130 | 314 | 233 | 101 |
| Grocery stores..... | 74 | 62 | 9,113 | 8,791 | 542 | 11,143 | 10,067 | 264 | 186 | 86 |
| Meat markets, fish (seafood) markets..... | 3 | 3 | 162 | 162 | 15 | 300 | 284 | 11 | 9 | 4 |
| Fruit stores, vegetable markets..... | 1 | (D) | (D) | (D) | (D) | (D) | (D) | (D) | (D) | (D) |
| Candy, nut, confectionery stores..... | 1 | 1 | (D) | (D) | (D) | (D) | (D) | (D) | (D) | (D) |
| Other food stores..... | 8 | 4 | (D) | (D) | (D) | (D) | (D) | (D) | (D) | (D) |
| Eating, drinking places, total..... | 105 | 81 | 2,638 | 2,336 | 347 | 7,347 | 6,156 | 279 | 203 | 141 |
| Eating places..... | 59 | 47 | 1,498 | 1,382 | 266 | 5,742 | 4,830 | 226 | 168 | 78 |
| Drinking places..... | 46 | 34 | 1,140 | 954 | 81 | 1,605 | 1,326 | 53 | 35 | 63 |
| General merchandise group, total..... | 22 | 20 | 2,120 | (D) | 281 | 5,067 | 4,432 | 174 | 109 | 18 |
| General merchandise group (except variety)..... | 14 | 12 | 1,437 | (D) | 169 | 2,881 | 2,547 | 83 | 57 | 13 |
| Variety stores..... | 8 | 8 | 683 | 683 | 112 | 2,186 | 1,885 | 91 | 52 | 5 |
| Apparel, accessories stores, total..... | 29 | 23 | 1,803 | 1,697 | 168 | 3,346 | 2,898 | 96 | 58 | 27 |
| Shoe stores..... | 3 | 3 | (D) | (D) | (D) | (D) | (D) | (D) | (D) | (D) |
| Men's, boys' clothing and furnishings stores..... | (NA) | 7 | (NA) | (D) | 56 | 765 | 656 | 24 | 15 | (NA) |
| Family clothing stores..... | (NA) | 1 | (NA) | (D) | (D) | (D) | (D) | (D) | (D) | (NA) |
| Women's clothing, specialty stores..... | 13 | 11 | 608 | (D) | (D) | (D) | (D) | (D) | (D) | 10 |
| Ready-to-wear stores..... | (NA) | 11 | (NA) | (D) | (D) | (D) | (D) | (D) | (D) | (NA) |
| Other clothing, specialty stores..... | (NA) | ••• | (NA) | ••• | ••• | ••• | ••• | ••• | ••• | (NA) |
| Other apparel stores..... | 1 | 1 | (D) | (D) | (D) | (D) | (D) | (D) | (D) | (D) |
| Furniture, home furnishings, appliance dealers, total..... | 36 | 24 | 2,278 | 2,080 | 235 | 4,357 | 4,236 | 81 | 76 | 42 |
| Furniture, home furnishings stores, antique stores..... | 13 | 11 | 973 | (D) | 120 | 2,146 | 2,081 | 54 | 33 | 14 |
| Household appliance, radio, TV stores..... | 23 | 13 | 1,305 | (D) | 115 | 2,211 | 2,155 | 47 | 43 | 28 |
| Automotive group..... | 47 | 33 | 10,520 | 9,954 | 766 | 14,021 | 13,962 | 241 | 238 | 39 |
| Gasoline service stations..... | 83 | 49 | 3,624 | 2,794 | 227 | 4,888 | 4,176 | 125 | 89 | 95 |
| Lumber, bldg. mads., hardware, farm equip. dealers, total..... | 60 | 52 | 5,685 | 5,553 | 592 | 10,641 | 10,034 | 190 | 166 | 57 |
| Farm equipment dealers..... | 21 | 17 | 2,484 | 2,388 | 169 | 3,020 | 2,952 | 48 | 46 | 26 |
| Lumber, building materials, supplies, equipment dealers..... | 25 | 21 | 1,875 | 1,839 | 207 | 3,848 | 3,455 | 63 | 50 | 18 |
| Hardware stores..... | 14 | 14 | 1,326 | 1,326 | 216 | 3,773 | 3,627 | 79 | 70 | 13 |
| Drug stores, proprietary stores, total..... | 21 | 13 | 1,120 | 978 | 142 | 2,491 | 2,132 | 64 | 44 | 23 |
| Drug stores..... | (NA) | 11 | (NA) | (D) | (D) | (D) | (D) | (D) | (D) | (NA) |
| Proprietary stores..... | (NA) | 2 | (NA) | (D) | (D) | (D) | (D) | (D) | (D) | (NA) |
| Other retail stores, total..... | 54 | 32 | 3,875 | 3,555 | (D) | (D) | (D) | (D) | (D) | (D) |
| Liquor stores..... | 1 | 1 | (D) | (D) | (D) | (D) | (D) | (D) | (D) | (D) |
| Fuel, ice dealers..... | 6 | 2 | 185 | (D) | (D) | (D) | (D) | (D) | (D) | (D) |
| Feed, farm, garden supply stores..... | 17 | 13 | 2,669 | 2,553 | 150 | 3,311 | 3,203 | 52 | 50 | 12 |
| Jewelry stores..... | 5 | 3 | 367 | (D) | 70 | 1,354 | 22 | 21 | 4 | |
| Book, stationery stores..... | 2 | 2 | (D) | (D) | (D) | (D) | (D) | (D) | (D) | (D) |
| Other retail stores (except second-hand)..... | 16 | 10 | 380 | 300 | 34 | 613 | 604 | 19 | 18 | 17 |
| Second-hand stores..... | 3 | 1 | 34 | (D) | (D) | (D) | (D) | (D) | (D) | (D) |
| Nonstore retailers..... | 18 | 2 | 303 | (D) | (D) | (D) | (D) | (D) | (D) | (D) |
| HENRY COUNTY | | | | | | | | | | |
| Retail trade, total..... | 644 | 448 | 56,557 | 52,867 | 4,477 | 82,979 | 75,460 | 1,896 | 1,453 | 729 |
| Food stores, total..... | 102 | 74 | 10,697 | 10,063 | 586 | 11,447 | 9,630 | 290 | 190 | 126 |
| Grocery stores..... | 85 | 61 | 10,001 | 9,435 | 510 | 9,959 | 8,275 | 244 | 159 | 102 |
| Meat markets, fish (seafood) markets..... | 4 | 2 | (D) | (D) | (D) | (D) | (D) | (D) | (D) | (D) |
| Fruit stores, vegetable markets..... | 1 | 1 | (D) | (D) | (D) | (D) | (D) | (D) | (D) | (D) |
| Candy, nut, confectionery stores..... | 4 | 4 | 165 | 165 | 10 | 188 | 145 | 10 | 4 | 7 |
| Other food stores..... | 8 | 6 | 371 | (D) | 61 | 1,086 | 1,033 | 30 | 24 | 12 |
| Eating, drinking places, total..... | 127 | 85 | 3,466 | 2,662 | 356 | 7,042 | 6,000 | 240 | 170 | 155 |
| Eating places..... | 62 | 46 | 1,552 | 1,372 | 232 | 4,441 | 3,885 | 174 | 125 | 84 |
| Drinking places..... | 63 | 39 | 1,854 | 1,290 | 124 | 2,601 | 2,115 | 66 | 45 | 69 |
| General merchandise group, total..... | 26 | 24 | 4,379 | (D) | 552 | 10,007 | 8,606 | 305 | 186 | 18 |
| General merchandise group (except variety)..... | 18 | 16 | 3,512 | (D) | 413 | 7,558 | 6,580 | 208 | 130 | 14 |
| Variety stores..... | 8 | 8 | 867 | 867 | 139 | 2,449 | 2,026 | 97 | 56 | 4 |
| Apparel, accessories stores, total..... | 28 | 24 | 2,108 | 2,038 | 200 | 3,700 | 3,315 | 105 | 75 | 30 |
| Shoe stores..... | 5 | 5 | 407 | 407 | 48 | 852 | 706 | 20 | 11 | 4 |
| Men's, boys' clothing and furnishings stores..... | (NA) | 3 | (NA) | (D) | (D) | (D) | (D) | (D) | (D) | (NA) |
| Family clothing stores..... | (NA) | 3 | (NA) | 388 | 24 | 631 | 527 | 17 | 9 | (NA) |
| Women's clothing, specialty stores..... | 11 | 11 | 917 | 917 | 116 | 2,097 | 1,980 | 64 | 53 | 8 |
| Ready-to-wear stores..... | 10 | 10 | (D) | (D) | (D) | (D) | (D) | (D) | (D) | (D) |
| Other clothing, specialty stores..... | 1 | 1 | (D) | (D) | (D) | (D) | (D) | (D) | (D) | (D) |
| Other apparel stores..... | 2 | 2 | (D) | (D) | (D) | (D) | (D) | (D) | (D) | (D) |
| Furniture, home furnishings, appliance dealers, total..... | 32 | 22 | 2,161 | 2,033 | 242 | 4,673 | 3,904 | 90 | 70 | 32 |
| Furniture, home furnishings stores, antique stores..... | 13 | 9 | 1,218 | 1,198 | 140 | 2,708 | 2,125 | 50 | 36 | 12 |
| Household appliance, radio, TV stores..... | 19 | 13 | 943 | 835 | 102 | 1,965 | 1,779 | 40 | 34 | 20 |
| Automotive group..... | 48 | 42 | 12,586 | 12,460 | 914 | 15,428 | 15,074 | 244 | 231 | 55 |
| Gasoline service stations..... | 76 | 44 | 3,422 | 2,636 | 198 | 3,778 | 3,419 | 88 | 68 | 81 |
| Lumber, bldg. mads., hardware, farm equip. dealers, total..... | 86 | 68 | 9,756 | 9,370 | 921 | 17,055 | 16,312 | 308 | 278 | 101 |
| Farm equipment dealers..... | 34 | 30 | 5,149 | 5,055 | 411 | 7,250 | 7,071 | 122 | 115 | 47 |
| Lumber, building materials, supplies, equipment dealers..... | 31 | 23 | 2,930 | 2,774 | 302 | 6,036 | 5,600 | 107 | 90 | 29 |
| Hardware stores..... | 21 | 15 | 1,677 | 1,541 | 208 | 3,769 | 3,641 | 79 | 73 | 25 |

Standard Notes: (D) Withheld to avoid disclosure. (NA) Not available. n.e.c. Not elsewhere classified. XXX Not applicable. (Z) Less than \$500. ... Represents zero.
¹ Group totals may include data for establishments without payroll which could not be classified by detailed kind of business.

Table 104. RETAIL TRADE: 1954 — COUNTIES WITH 500 ESTABLISHMENTS OR MORE—Continued

Establishments, Sales, Payroll, and Personnel, by Kind of Business

| County and kind of business | Establishments | | Sales | | Payroll, entire year (\$1,000) | Payroll, workweek ended nearest Nov. 15 | | Paid employees, workweek ended nearest Nov. 15 | | Proprietors (un- incorporated businesses only) ¹ (Number) |
|---|--------------------------------|-----------------------------|---|--|-----------------------------------|--|-------------------------------|--|------------------------------|--|
| | Total ¹ (Number) | With payroll (Number) | Total, all establish- ments ¹ (\$1,000) | Establish- ments with payroll (\$1,000) | | Total (Dollars) | Full workweek (Dollars) | Total (Number) | Full workweek (Number) | |
| HENRY COUNTY--Con. | | | | | | | | | | |
| Drug stores, proprietary stores, total | 16 | 12 | 1,403 | 1,305 | 137 | 2,364 | 2,190 | 66 | 49 | 13 |
| Drug stores | (NA) | 9 | (NA) | 1,214 | 129 | 2,203 | 2,067 | 58 | 44 | (NA) |
| Proprietary stores | (NA) | 3 | (NA) | 91 | 8 | 161 | 123 | 8 | 5 | (NA) |
| Other retail stores, total | 70 | 50 | 6,044 | 5,758 | (D) | (D) | (D) | (D) | (D) | (D) |
| Liquor stores | 5 | 1 | 137 | (D) | (D) | (D) | (D) | (D) | (D) | (D) |
| Fuel, ice dealers | 8 | 8 | 513 | 502 | 43 | 683 | 683 | 14 | 14 | 13 |
| Feed, farm, garden supply stores | 23 | 19 | 4,414 | 4,330 | 218 | 4,616 | 4,368 | 78 | 71 | 24 |
| Jewelry stores | 10 | 6 | 230 | 234 | 26 | 455 | 374 | 10 | 6 | 10 |
| Book, stationery stores | 2 | 2 | (D) | (D) | (D) | (D) | (D) | (D) | (D) | (D) |
| Other retail stores (except second-hand) | 16 | 12 | 459 | 431 | 44 | 901 | 787 | 32 | 22 | 21 |
| Second-hand stores | 2 | 2 | (D) | (D) | (D) | (D) | (D) | (D) | (D) | (D) |
| Nonstore retailers | 33 | 3 | 535 | (D) | (D) | (D) | (D) | (D) | (D) | (D) |
| KANE COUNTY | | | | | | | | | | |
| Retail trade, total | 1,638 | 1,238 | 212,477 | 202,155 | 24,046 | 456,142 | 409,925 | 8,455 | 6,224 | 1,685 |
| Food stores, total | 317 | 227 | 48,069 | 44,727 | 3,591 | 66,633 | 56,811 | 1,338 | 888 | 336 |
| Grocery stores | 243 | 165 | 43,196 | 40,008 | 2,781 | 52,559 | 44,986 | 1,037 | 678 | 267 |
| Meat markets, fish (seafood) markets | 21 | 15 | 2,155 | 2,103 | 362 | 3,174 | 2,653 | 44 | 35 | 20 |
| Fruit stores, vegetable markets | 1 | 1 | (D) | (D) | (D) | (D) | (D) | (D) | (D) | (D) |
| Candy, nut, confectionery stores | 10 | 10 | 442 | 442 | 64 | 1,530 | 1,101 | 43 | 25 | 8 |
| Other food stores | 42 | 36 | (D) | (D) | (D) | (D) | (D) | (D) | (D) | (D) |
| Eating, drinking places, total | 342 | 282 | 161,118 | 14,894 | 2,837 | 57,306 | 50,313 | 1,367 | 999 | 406 |
| Eating places | 172 | 146 | 8,337 | 7,891 | 1,832 | 37,098 | 32,252 | 966 | 701 | 207 |
| Drinking places | 170 | 136 | 7,781 | 7,003 | 1,005 | 20,208 | 18,061 | 401 | 298 | 199 |
| General merchandise group, total | 39 | 35 | 27,230 | 27,140 | 4,282 | 86,295 | 72,416 | 1,926 | 1,242 | 18 |
| General merchandise group (except variety) | 23 | 19 | 22,568 | 22,478 | 3,471 | 68,728 | 59,453 | 1,373 | 965 | 11 |
| Variety stores | 16 | 16 | 4,662 | 4,662 | 811 | 17,567 | 12,965 | 553 | 277 | 7 |
| Apparel, accessories stores, total | 123 | 117 | 10,851 | 10,723 | 1,337 | 24,553 | 21,206 | 556 | 370 | 98 |
| Shoe stores | 32 | 32 | 2,816 | 2,816 | 331 | 6,216 | 5,311 | 127 | 82 | 20 |
| Men's, boys' clothing and furnishings stores | 25 | 25 | 2,934 | 2,934 | 408 | 6,711 | 6,022 | 127 | 89 | 19 |
| Family clothing stores | 5 | 8 | 956 | 956 | 102 | 1,990 | 1,839 | 41 | 32 | 8 |
| Women's clothing, specialty stores | 44 | 38 | 3,597 | 3,499 | 436 | 8,288 | 6,907 | 231 | 148 | 31 |
| Ready-to-wear stores | (NA) | 29 | (NA) | 3,140 | 382 | 7,269 | 5,999 | 202 | 129 | (NA) |
| Other clothing, specialty stores | (NA) | 9 | (NA) | 359 | 54 | 1,019 | 908 | 29 | 19 | (NA) |
| Other apparel stores | 14 | 14 | 548 | 518 | 60 | 1,348 | 1,127 | 30 | 19 | 20 |
| Furniture, home furnishings, appliance dealers, total | 98 | 64 | 8,987 | 8,337 | 1,302 | 23,745 | 22,748 | 306 | 275 | 104 |
| Furniture, home furnishings stores, antique stores | 46 | 32 | 4,877 | 4,553 | 737 | 12,689 | 12,206 | 169 | 151 | 52 |
| Household appliance, radio, TV stores | 52 | 32 | 4,110 | 3,784 | 565 | 11,056 | 10,542 | 137 | 124 | 52 |
| Automotive group | 103 | 77 | 38,362 | 37,608 | 3,732 | 68,801 | 67,218 | 826 | 777 | 85 |
| Gasoline service stations | 170 | 126 | 13,332 | 11,786 | 1,022 | 20,028 | 17,294 | 374 | 247 | 203 |
| Lumber, bldg. mats., hardware, farm equip. dealers, total | 105 | 87 | 17,285 | 16,623 | 2,156 | 37,553 | 36,489 | 485 | 434 | 92 |
| Farm equipment dealers | 18 | 16 | 2,609 | (D) | 304 | 4,173 | 4,150 | 59 | 56 | 25 |
| Lumber, building materials, supplies, equipment dealers | 70 | 54 | 12,885 | (D) | 1,607 | 28,836 | 28,092 | 350 | 322 | 45 |
| Hardware stores | 17 | 17 | 1,791 | 1,791 | 245 | 4,544 | 4,247 | 76 | 56 | 22 |
| Drug stores, proprietary stores, total | 54 | 52 | 7,739 | (D) | 1,009 | 19,519 | 16,985 | 414 | 288 | 48 |
| Drug stores | (NA) | 50 | (NA) | 7,581 | (D) | (D) | (D) | (D) | (D) | (NA) |
| Proprietary stores | (NA) | 2 | (NA) | (D) | (D) | (D) | (D) | (D) | (D) | (NA) |
| Other retail stores, total | 208 | 144 | 18,217 | (D) | 1,756 | 32,087 | 29,575 | 577 | 446 | 215 |
| Liquor stores | 15 | 13 | 2,351 | (D) | 166 | 2,453 | 2,344 | 33 | 27 | 18 |
| Fuel, ice dealers | 30 | 22 | 3,313 | 3,143 | 317 | 6,378 | 6,256 | 93 | 84 | 23 |
| Feed, farm, garden supply stores | 23 | 19 | 4,521 | 4,341 | 279 | 5,526 | 5,243 | 84 | 72 | 17 |
| Jewelry stores | 22 | 16 | 1,833 | 1,679 | 301 | 5,289 | 4,921 | 89 | 72 | 27 |
| Book, stationery stores | 11 | 9 | (D) | (D) | (D) | (D) | (D) | (D) | (D) | (D) |
| Other retail stores (except second-hand) | 86 | 60 | 4,997 | 4,479 | 509 | 9,097 | 7,897 | 206 | 137 | 93 |
| Second-hand stores | 9 | 5 | (D) | (D) | (D) | (D) | (D) | (D) | (D) | (D) |
| Nonstore retailers | 79 | 27 | 6,287 | 5,675 | 1,022 | 19,622 | 18,866 | 286 | 258 | 80 |
| KANKAKEE COUNTY | | | | | | | | | | |
| Retail trade, total | 878 | 556 | 91,612 | 85,200 | 9,358 | 177,167 | 163,170 | 3,376 | 2,744 | 912 |
| Food stores, total | 156 | 78 | 21,251 | 19,003 | 1,231 | 23,503 | 20,598 | 476 | 339 | 169 |
| Grocery stores | 116 | 62 | 17,922 | 16,218 | 1,011 | 19,522 | 17,358 | 383 | 279 | 127 |
| Meat markets, fish (seafood) markets | 4 | 2 | (D) | (D) | (D) | (D) | (D) | (D) | (D) | (D) |
| Fruit stores, vegetable markets | 7 | 1 | (D) | (D) | (D) | (D) | (D) | (D) | (D) | (D) |
| Candy, nut, confectionery stores | 6 | 4 | 162 | (D) | 16 | 371 | 266 | 10 | 6 | 6 |
| Other food stores | 23 | 9 | 1,838 | 1,500 | 88 | 1,918 | 1,646 | 48 | 34 | 27 |
| Eating, drinking places, total | 243 | 173 | 7,674 | 6,632 | 1,018 | 19,637 | 17,571 | 606 | 493 | 306 |
| Eating places | 124 | 98 | 4,069 | 3,737 | 742 | 14,318 | 12,871 | 455 | 373 | 157 |
| Drinking places | 117 | 75 | 3,595 | 2,895 | 276 | 5,319 | 4,700 | 151 | 120 | 147 |
| General merchandise group, total | 24 | 14 | 9,354 | 9,134 | 1,441 | 30,165 | 27,285 | 597 | 460 | 18 |
| General merchandise group (except variety) | 15 | 9 | 7,847 | 7,673 | 1,200 | 25,557 | 23,766 | 444 | 370 | 13 |
| Variety stores | 9 | 5 | 1,507 | 1,461 | 241 | 4,608 | 3,519 | 153 | 90 | 5 |

Standard Notes: (D) Withheld to avoid disclosure. (NA) Not available. n.e.c. Not elsewhere classified. XXX Not applicable. (Z) Less than \$500. ... Represents zero.
¹ Group totals may include data for establishments without payroll which could not be classified by detailed kind of business.

Table 104. RETAIL TRADE: 1954 — COUNTIES WITH 500 ESTABLISHMENTS OR MORE—Continued

Establishments, Sales, Payroll, and Personnel, by Kind of Business

| County and kind of business | Establishments | | Sales | | Payroll, entire year (\$1,000) | Payroll, workweek ended nearest Nov. 15 | | Paid employees, workweek ended nearest Nov. 15 | | Proprietors (unincorporated businesses only) ¹ (Number) |
|---|-----------------------------|-----------------------|--|---------------------------------------|--------------------------------|---|-------------------------|--|------------------------|--|
| | Total ¹ (Number) | With payroll (Number) | Total, all establishments ¹ (\$1,000) | Establishments with payroll (\$1,000) | | Total (Dollars) | Full workweek (Dollars) | Total (Number) | Full workweek (Number) | |
| KANKAKEE COUNTY--Con. | | | | | | | | | | |
| Apparel, accessories stores, total | 43 | 39 | 4,059 | 3,971 | 526 | 9,505 | 8,272 | 232 | 161 | 27 |
| Shoe stores | 9 | 9 | 705 | 705 | 94 | 1,817 | 1,630 | 39 | 26 | 1 |
| Men's, boys' clothing and furnishings stores | (NA) | 8 | (NA) | 825 | 118 | 1,963 | 1,732 | 40 | 28 | NA |
| Family clothing stores | (NA) | 3 | (NA) | (D) | (D) | (D) | (D) | (D) | (D) | NA |
| Women's clothing, specialty stores | 16 | 16 | 2,026 | 2,026 | 263 | 4,982 | 4,265 | 133 | 92 | 10 |
| Ready-to-wear stores | 9 | 9 | 1,815 | 1,815 | 225 | 4,214 | 3,537 | 115 | 76 | 8 |
| Other clothing, specialty stores | 7 | 7 | 211 | 211 | 38 | 768 | 726 | 18 | 16 | 2 |
| Other apparel stores | 3 | 3 | (D) | (D) | (D) | (D) | (D) | (D) | (D) | (D) |
| Furniture, home furnishings, appliance dealers, total | 34 | 20 | 5,183 | 4,971 | 895 | 15,354 | 14,749 | 219 | 202 | 30 |
| Furniture, home furnishings stores, antique stores | 10 | 8 | 4,150 | (D) | 778 | 13,238 | 12,718 | 188 | 174 | 7 |
| Household appliance, radio, TV stores | 24 | 12 | 1,033 | (D) | 117 | 2,116 | 2,031 | 31 | 28 | 23 |
| Automotive group | 43 | 37 | 16,732 | 16,642 | 1,632 | 30,431 | 29,883 | 404 | 385 | 28 |
| Gasoline service stations | 105 | 61 | 6,342 | 5,296 | 454 | 7,451 | 7,031 | 172 | 153 | 108 |
| Lumber, bldg. mats., hardware, farm equip. dealers, total | 85 | 63 | 10,803 | 10,259 | 1,271 | 23,657 | 22,930 | 325 | 308 | 81 |
| Farm equipment dealers | 22 | 18 | 2,930 | 2,690 | 218 | 3,663 | 3,658 | 58 | 57 | 28 |
| Lumber, building materials, supplies, equipment dealers | 49 | 35 | 6,557 | 6,319 | 843 | 15,982 | 15,551 | 197 | 189 | 37 |
| Hardware stores | 14 | 10 | 1,316 | 1,250 | 210 | 4,012 | 3,721 | 70 | 62 | 16 |
| Drug stores, proprietary stores, total | 19 | 17 | 2,083 | (D) | (D) | (D) | (D) | (D) | (D) | (D) |
| Drug stores | (NA) | 17 | (NA) | (D) | (D) | (D) | (D) | (D) | (D) | (NA) |
| Proprietary stores | (NA) | ••• | (NA) | ••• | ••• | ••• | ••• | ••• | ••• | (NA) |
| Other retail stores, total | 87 | 49 | 7,218 | (D) | (D) | (D) | (D) | (D) | (D) | (D) |
| Liquor stores | 8 | 6 | 889 | (D) | 39 | 363 | 183 | 11 | 3 | 11 |
| Fuel, ice dealers | 7 | 5 | 770 | (D) | 76 | 1,687 | 1,647 | 23 | 22 | 6 |
| Feed, farm, garden supply stores | 10 | 8 | 3,201 | (D) | 95 | 2,940 | 2,516 | 42 | 34 | 5 |
| Jewelry stores | 11 | 5 | 756 | 626 | 102 | 1,914 | 1,825 | 34 | 27 | 16 |
| Book, stationery stores | 4 | 2 | (D) | (D) | (D) | (D) | (D) | (D) | (D) | (D) |
| Other retail stores (except second-hand) | 34 | 18 | (D) | 1,062 | 118 | 2,221 | 1,790 | 47 | 30 | 37 |
| Second-hand stores | 9 | 5 | 96 | 80 | 19 | 611 | 391 | 11 | 7 | 8 |
| Nonstore retailers | 39 | 5 | 913 | 585 | 84 | 1,844 | 1,840 | 29 | 28 | 38 |
| KNOX COUNTY | | | | | | | | | | |
| Retail trade, total | 649 | 481 | 68,547 | 64,855 | 7,281 | 136,654 | 125,861 | 3,095 | 2,446 | 667 |
| Food stores, total | 107 | 73 | 14,269 | 13,165 | 757 | 16,589 | 14,285 | 413 | 279 | 128 |
| Grocery stores | 85 | 59 | 13,172 | 12,308 | 688 | 14,634 | 12,422 | 358 | 234 | 99 |
| Meat markets, fish (seafood) markets | 1 | 1 | (D) | (D) | (D) | (D) | (D) | (D) | (D) | (D) |
| Fruit stores, vegetable markets | ••• | ••• | ••• | ••• | ••• | ••• | ••• | ••• | ••• | ••• |
| Candy, nut, confectionery stores | 6 | 4 | (D) | (D) | (D) | (D) | (D) | (D) | (D) | (D) |
| Other food stores | 15 | 9 | 796 | 636 | 54 | 1,646 | 1,570 | 43 | 36 | 16 |
| Eating, drinking places, total | 124 | 110 | 5,216 | 5,058 | 957 | 19,285 | 17,668 | 629 | 517 | 141 |
| Eating places | 76 | 66 | 3,169 | 3,037 | 660 | 12,853 | 11,698 | 473 | 388 | 97 |
| Drinking places | 48 | 44 | 2,047 | 2,021 | 297 | 6,432 | 5,970 | 156 | 129 | 44 |
| General merchandise group, total | 17 | 15 | 6,851 | (D) | 1,073 | 19,952 | 17,646 | 556 | 377 | 10 |
| General merchandise group (except variety) | 10 | 8 | 5,780 | (D) | 893 | 16,419 | 14,802 | 425 | 307 | 5 |
| Variety stores | 7 | 7 | 1,071 | 1,071 | 180 | 3,533 | 2,844 | 131 | 70 | 5 |
| Apparel, accessories stores, total | 49 | 47 | 3,934 | (D) | 509 | 9,043 | 8,357 | 232 | 180 | 35 |
| Shoe stores | 15 | 13 | 971 | (D) | 126 | 2,357 | 2,162 | 50 | 36 | 10 |
| Men's, boys' clothing and furnishings stores | 8 | 8 | 1,010 | 1,010 | 151 | 2,345 | 2,151 | 46 | 38 | 5 |
| Family clothing stores | 5 | 5 | 589 | 589 | 70 | 1,377 | 1,192 | 44 | 28 | 2 |
| Women's clothing, specialty stores | 16 | 16 | 1,004 | 1,004 | 122 | 2,194 | 2,109 | 70 | 59 | 10 |
| Ready-to-wear stores | 11 | 11 | 924 | 924 | 109 | 1,937 | 1,854 | 59 | 51 | 9 |
| Other clothing, specialty stores | 5 | 5 | 80 | 80 | 13 | 257 | 255 | 11 | 8 | 1 |
| Other apparel stores | 5 | 5 | 360 | 360 | 40 | 770 | 743 | 22 | 19 | 8 |
| Furniture, home furnishings, appliance dealers, total | 28 | 22 | 4,203 | 4,129 | 565 | 10,963 | 10,325 | 173 | 149 | 30 |
| Furniture, home furnishings stores, antique stores | 16 | 10 | 1,495 | 1,421 | 174 | 3,033 | 2,877 | 54 | 46 | 20 |
| Household appliance, radio, TV stores | 12 | 12 | 2,708 | 2,708 | 391 | 7,930 | 7,448 | 119 | 103 | 10 |
| Automotive group | 51 | 35 | 13,195 | 12,637 | 1,387 | 22,771 | 22,282 | 334 | 319 | 48 |
| Gasoline service stations | 92 | 50 | 4,577 | 3,563 | 316 | 6,061 | 5,438 | 132 | 98 | 93 |
| Lumber, bldg. mats., hardware, farm equip. dealers, total | 46 | 40 | 6,155 | 6,123 | 648 | 12,520 | 11,768 | 215 | 190 | 43 |
| Farm equipment dealers | 12 | 12 | 2,293 | 2,293 | 204 | 3,601 | 3,550 | 63 | 61 | 15 |
| Lumber, building materials, supplies, equipment dealers | 18 | 16 | 2,818 | (D) | 299 | 6,215 | 5,544 | 101 | 80 | 11 |
| Hardware stores | 16 | 12 | 1,044 | (D) | 145 | 2,704 | 2,674 | 51 | 49 | 17 |
| Drug stores, proprietary stores, total | 16 | 16 | 2,181 | 2,181 | 241 | 3,633 | 3,081 | 85 | 60 | 14 |
| Drug stores | 10 | 10 | 2,019 | 2,019 | 224 | 3,403 | 2,851 | 80 | 55 | 9 |
| Proprietary stores | 6 | 6 | 162 | 162 | 17 | 230 | 230 | 5 | 5 | 5 |
| Other retail stores, total | 88 | 68 | 7,332 | 6,848 | 710 | 13,428 | 12,602 | 284 | 235 | 94 |
| Liquor stores | 6 | 6 | 518 | 518 | 48 | 871 | 850 | 16 | 14 | 3 |
| Fuel, ice dealers | 5 | 5 | 993 | 993 | 199 | 3,555 | 3,218 | 62 | 50 | 5 |
| Feed, farm, garden supply stores | 19 | 9 | 3,315 | 3,023 | 141 | 2,677 | 2,642 | 54 | 51 | 17 |
| Jewelry stores | 10 | 10 | 604 | 604 | 87 | 1,832 | 1,685 | 33 | 22 | 9 |
| Book, stationery stores | 6 | 4 | 169 | (D) | 19 | 276 | 241 | 10 | 7 | 6 |
| Other retail stores (except second-hand) | 34 | 28 | 1,587 | (D) | 203 | 3,983 | 3,735 | 103 | 86 | 44 |
| Second-hand stores | 6 | 6 | 118 | 118 | 13 | 234 | 231 | 6 | 5 | 6 |
| Nonstore retailers | 31 | 5 | 634 | 418 | 118 | 2,409 | 2,409 | 42 | 42 | 31 |

Standard Notes: (D) Withheld to avoid disclosure. (NA) Not available. n.e.c. Not elsewhere classified. XXX Not applicable. (Z) Less than \$500. ... Represents zero.
¹ Group totals may include data for establishments without payroll which could not be classified by detailed kind of business.

Table 104. RETAIL TRADE: 1954 — COUNTIES WITH 500 ESTABLISHMENTS OR MORE—Continued

Establishments, Sales, Payroll, and Personnel, by Kind of Business

| County and kind of business | Establishments | | Sales | | Payroll, entire year (\$1,000) | Payroll, workweek ended nearest Nov. 15 | | Paid employees, workweek ended nearest Nov. 15 | | Proprietors (unincorporated businesses only) (Number) |
|--|-----------------------------|-----------------------|--|---------------------------------------|--------------------------------|---|-------------------------|--|------------------------|---|
| | Total ¹ (Number) | With payroll (Number) | Total, all establishments ¹ (\$1,000) | Establishments with payroll (\$1,000) | | Total (Dollars) | Full workweek (Dollars) | Total (Number) | Full workweek (Number) | |
| LAKE COUNTY | | | | | | | | | | |
| Retail trade, total | 2,081 | 1,485 | 248,486 | 234,310 | 25,964 | 496,886 | 447,901 | 9,029 | 6,672 | 2,217 |
| Food stores, total | 322 | 218 | 62,063 | 58,731 | 4,574 | 87,587 | 75,361 | 1,621 | 1,075 | 345 |
| Grocery stores | 238 | 156 | 56,007 | 53,151 | 3,733 | 70,648 | 60,666 | 1,281 | 835 | 259 |
| Meat markets, fish (seafood) markets | 21 | 13 | 2,478 | 2,262 | 206 | 3,851 | 3,482 | 59 | 46 | 20 |
| Fruit stores, vegetable markets | 6 | 2 | (D) | (D) | (D) | (D) | (D) | (D) | (D) | (D) |
| Candy, nut, confectionery stores | 10 | 8 | (D) | (D) | (D) | (D) | (D) | (D) | (D) | (D) |
| Bakery products stores | 31 | 31 | 2,086 | 2,086 | 531 | 10,916 | 9,385 | 233 | 158 | 32 |
| Other food stores | 16 | 8 | 844 | 634 | 52 | 1,159 | 992 | 22 | 15 | 19 |
| Eating, drinking places, total | 577 | 415 | 22,936 | 19,376 | 3,123 | 60,643 | 52,321 | 1,536 | 1,082 | 713 |
| Eating places (except refreshment stands) | 204 | 166 | 9,329 | 8,551 | 1,645 | 31,208 | 27,435 | 847 | 630 | 259 |
| Refreshment stands | 31 | 25 | 723 | 685 | 132 | 2,696 | 2,264 | 85 | 57 | 31 |
| Drinking places | 342 | 224 | 12,884 | 10,140 | 1,346 | 26,739 | 22,622 | 604 | 395 | 419 |
| General merchandise group, total | 59 | 45 | 18,093 | 17,685 | 2,710 | 56,324 | 49,386 | 1,135 | 817 | 47 |
| Department stores | 4 | 4 | 10,461 | 10,461 | 1,640 | 35,893 | 32,078 | 612 | 461 | ... |
| Dry goods, general merchandise stores | 21 | 11 | 3,011 | 3,351 | (D) | (D) | (D) | (D) | (D) | (D) |
| General stores | 5 | 3 | 304 | (D) | (D) | (D) | (D) | (D) | (D) | (D) |
| Variety stores | 29 | 27 | 3,717 | (D) | 574 | 11,271 | 9,432 | 324 | 222 | 24 |
| Apparel, accessories stores, total | 147 | 123 | 14,097 | 13,471 | 1,775 | 34,897 | 31,154 | 731 | 527 | 125 |
| Shoe stores | 39 | 31 | 2,773 | 2,461 | 318 | 6,215 | 5,478 | 102 | 72 | 35 |
| Men's, boys' clothing and furnishings stores | (NA) | 23 | (NA) | 2,884 | 334 | 5,949 | 5,435 | 88 | 64 | (NA) |
| Family clothing stores | (NA) | 10 | (NA) | 1,123 | 111 | 2,206 | 1,504 | 61 | 28 | (NA) |
| Women's clothing, specialty stores | 52 | 48 | 6,451 | 6,397 | 955 | 19,199 | 17,524 | 449 | 337 | 30 |
| Ready-to-wear stores | (NA) | 33 | (NA) | 5,670 | 846 | 17,103 | 15,738 | 382 | 296 | (NA) |
| Millinery stores | (NA) | 8 | (NA) | 244 | 31 | 647 | 587 | 17 | 13 | (NA) |
| Other clothing, specialty stores | (NA) | 7 | (NA) | 483 | 78 | 1,449 | 1,199 | 50 | 28 | (NA) |
| Other apparel stores | 17 | 11 | 654 | 606 | 57 | 1,328 | 1,213 | 31 | 26 | 17 |
| Furniture, home furnishings, appliance dealers, total | 103 | 71 | 10,433 | 9,995 | 1,364 | 24,836 | 23,506 | 370 | 325 | 102 |
| Furniture, home furnishings stores | 50 | 38 | 6,735 | 6,535 | 865 | 15,876 | 14,803 | 237 | 205 | 48 |
| Furniture stores | (NA) | 24 | (NA) | 5,183 | 619 | 10,979 | 10,094 | 178 | 149 | (NA) |
| Home furnishings stores, antique stores | (NA) | 14 | (NA) | 1,352 | 246 | 4,897 | 4,709 | 59 | 56 | (NA) |
| Household appliance, radio, TV stores | 53 | 33 | 3,698 | 3,460 | 499 | 8,960 | 8,703 | 133 | 120 | 54 |
| Automotive group, total | 90 | 72 | 42,344 | 41,426 | 4,137 | 76,485 | 75,412 | 906 | 869 | 67 |
| Passenger car dealers (franchised) | 57 | 51 | 39,350 | 38,920 | 3,815 | 70,151 | 69,406 | 814 | 794 | 38 |
| Passenger car dealers (nonfranchised) | 13 | 5 | 1,281 | 911 | 76 | 1,359 | 1,359 | 12 | 12 | 14 |
| Tire, battery, accessory dealers | 13 | 9 | 1,081 | 991 | 164 | 3,549 | 3,336 | 53 | 43 | 9 |
| Other automotive dealers | 7 | 7 | 632 | 604 | 82 | 1,426 | 1,309 | 27 | 20 | 6 |
| Gasoline service stations | 232 | 182 | 18,419 | 16,947 | 1,463 | 28,720 | 24,025 | 570 | 362 | 285 |
| Lumber, bldg. mats., hardware, farm equip. dealers, total | 109 | 89 | 22,709 | 22,249 | 2,657 | 49,264 | 47,535 | 635 | 576 | 85 |
| Farm equipment dealers | 10 | 10 | 2,771 | 2,771 | 220 | 3,950 | 3,631 | 58 | 49 | 9 |
| Lumber, building materials dealers | 44 | 38 | 15,024 | 14,924 | 1,663 | 28,616 | 28,217 | 340 | 323 | 22 |
| Plumbing, paint, electrical stores | 23 | 19 | 1,402 | 1,326 | 247 | 5,304 | 5,146 | 70 | 66 | 20 |
| Hardware stores | 32 | 22 | 3,512 | 3,228 | 527 | 11,394 | 10,541 | 167 | 138 | 34 |
| Drug stores, proprietary stores, total | 54 | 52 | 7,949 | (D) | 1,042 | 19,998 | 16,267 | 422 | 257 | 49 |
| Drug stores | (NA) | 49 | (NA) | 7,670 | (D) | (D) | (D) | (D) | (D) | (NA) |
| Proprietary stores | (NA) | 3 | (NA) | (D) | (D) | (D) | (D) | (D) | (D) | (NA) |
| Other retail stores, total | 293 | 191 | 20,557 | (D) | 1,696 | 35,221 | 31,211 | 642 | 498 | 301 |
| Liquor stores | 47 | 29 | 3,879 | 3,215 | 244 | 4,299 | 3,150 | 74 | 43 | 55 |
| Fuel, ice dealers | 46 | 34 | 4,395 | 4,191 | 417 | 9,070 | 8,568 | 130 | 116 | 48 |
| Feed, farm, garden supply stores | 21 | 15 | 5,369 | 5,231 | 250 | 6,251 | 5,769 | 111 | 100 | 19 |
| Jewelry stores | 31 | 10 | 1,172 | 958 | 146 | 2,702 | 2,561 | 43 | 39 | 29 |
| Book, stationery stores | 11 | 10 | 881 | 751 | 97 | 2,015 | 1,461 | 52 | 29 | 12 |
| Sporting goods, bicycle stores | 28 | 14 | 983 | 617 | 60 | 775 | 675 | 17 | 12 | 31 |
| Florists | 19 | 15 | 735 | 703 | 123 | 2,748 | 2,528 | 50 | 44 | 27 |
| Cigar stores, stands | 11 | 11 | (D) | (D) | (D) | (D) | (D) | (D) | (D) | (D) |
| News dealers, newsstands | 6 | 6 | 433 | 433 | 29 | 654 | 647 | 15 | 14 | 5 |
| Gift, novelty, souvenir stores | 15 | 9 | 648 | 562 | 51 | 1,191 | 963 | 31 | 19 | 20 |
| Music stores | 4 | 4 | 116 | 116 | 16 | 315 | 300 | 8 | 6 | 3 |
| Camera, photographic supply stores | 3 | 3 | 317 | 317 | 38 | 604 | 595 | 10 | 10 | 3 |
| Other retail stores (except second-hand) | 15 | 15 | (D) | (D) | (D) | (D) | (D) | (D) | (D) | (D) |
| Second-hand stores | 15 | 9 | 441 | 417 | 70 | 1,312 | 1,180 | 25 | 20 | 12 |
| Nonstore retailers, total | 95 | 27 | 8,886 | 8,070 | 1,423 | 22,911 | 21,723 | 461 | 284 | 98 |
| Mail order houses | 5 | 5 | 216 | 216 | 42 | 903 | 745 | 15 | 11 | 2 |
| Direct selling (house-to-house) organizations | 77 | 17 | 6,916 | 6,208 | 1,168 | 18,374 | 17,692 | 377 | 220 | 77 |
| Merchandise vending machine operators | 13 | 5 | 1,754 | 1,646 | 213 | 3,634 | 3,286 | 69 | 53 | 19 |
| LA SALLE COUNTY | | | | | | | | | | |
| Retail trade, total | 1,503 | 1,029 | 132,791 | 123,021 | 12,446 | 237,583 | 214,686 | 5,061 | 3,800 | 1,649 |
| Food stores, total | 260 | 158 | 29,568 | 26,362 | 1,838 | 34,054 | 28,994 | 774 | 506 | 285 |
| Grocery stores | 207 | 123 | 27,366 | 24,464 | 1,545 | 28,393 | 23,948 | 618 | 391 | 222 |
| Meat markets, fish (seafood) markets | 6 | 4 | 636 | (D) | 77 | 1,574 | 1,544 | 22 | 21 | 7 |
| Fruit stores, vegetable markets | 1 | 1 | (D) | (D) | (D) | (D) | (D) | (D) | (D) | (D) |
| Candy, nut, confectionery stores | 15 | 9 | 421 | 319 | 47 | 729 | 645 | 42 | 34 | 19 |
| Other food stores | 29 | 21 | (D) | 900 | (D) | (D) | (D) | (D) | (D) | (D) |
| Eating, drinking places, total | 386 | 252 | 14,829 | 12,407 | 1,520 | 32,361 | 27,780 | 974 | 732 | 502 |
| Eating places | 113 | 93 | 7,171 | 6,979 | 869 | 19,358 | 16,505 | 578 | 432 | 154 |
| Drinking places | 273 | 159 | 7,658 | 5,428 | 651 | 13,003 | 11,275 | 396 | 300 | 348 |
| General merchandise group, total | 44 | 36 | 9,775 | 9,623 | 1,343 | 24,475 | 20,622 | 714 | 451 | 31 |
| General merchandise group (except variety) | 27 | 19 | 7,142 | 6,990 | 927 | 16,129 | 13,861 | 408 | 278 | 21 |
| Variety stores | 17 | 17 | 2,633 | 2,633 | 416 | 8,346 | 6,761 | 306 | 173 | 10 |

Standard Notes: (D) Withheld to avoid disclosure. (NA) Not available. n.e.c. Not elsewhere classified. XXX Not applicable. (Z) Less than \$500. ... Represents zero.
¹ Group totals may include data for establishments without payroll which could not be classified by detailed kind of business.

RETAIL TRADE—AREA STATISTICS

Table 104. RETAIL TRADE: 1954 — COUNTIES WITH 500 ESTABLISHMENTS OR MORE—Continued

Establishments, Sales, Payroll, and Personnel, by Kind of Business

| County and kind of business | Establishments | | Sales | | Payroll, entire year (\$1,000) | Payroll, workweek ended nearest Nov. 15 | | Paid employees, workweek ended nearest Nov. 15 | | Proprietors (un- incorporated businesses only) ¹ (Number) |
|---|--------------------------------|-----------------------------|---|--|---|--|-------------------------------|--|------------------------------|--|
| | Total ¹ (Number) | With payroll (Number) | Total, all establish- ments ¹ (\$1,000) | Establish- ments with payroll (\$1,000) | | Total (Dollars) | Full workweek (Dollars) | Total (Number) | Full workweek (Number) | |
| LA SALLE COUNTY--Con. | | | | | | | | | | |
| Apparel, accessories stores, total | 121 | 103 | 8,320 | 7,938 | 951 | 17,226 | 15,364 | 425 | 290 | 115 |
| Shoe stores | 29 | 23 | 2,327 | 2,185 | 308 | 5,948 | 5,350 | 114 | 77 | 23 |
| Men's, boys' clothing and furnishings stores | 20 | 20 | 2,140 | 2,140 | 215 | 4,019 | 3,637 | 93 | 59 | 21 |
| Family clothing stores | 4 | 4 | 210 | 210 | 20 | 386 | 381 | 12 | 11 | 2 |
| Women's clothing, specialty stores | 56 | 46 | 3,128 | 2,930 | 369 | 6,153 | 5,353 | 180 | 128 | 54 |
| Ready-to-wear stores | (NA) | 28 | (NA) | 2,422 | 307 | 5,006 | 4,282 | 144 | 100 | (NA) |
| Other clothing, specialty stores | (NA) | 18 | (NA) | 508 | 62 | 1,147 | 1,071 | 36 | 28 | (NA) |
| Other apparel stores | 10 | 10 | 473 | 473 | 39 | 720 | 643 | 26 | 15 | 13 |
| Furniture, home furnishings, appliance dealers, total | 91 | 65 | 7,080 | 6,654 | 895 | 17,113 | 16,226 | 280 | 240 | 99 |
| Furniture, home furnishings stores, antique stores | 34 | 28 | 4,165 | 4,005 | 568 | 10,446 | 10,097 | 160 | 143 | 41 |
| Household appliance, radio, TV stores | 57 | 37 | 2,915 | 2,649 | 327 | 6,667 | 6,129 | 120 | 97 | 58 |
| Automotive group | 93 | 71 | 24,582 | 24,132 | 2,169 | 41,619 | 40,966 | 558 | 526 | 99 |
| Gasoline service stations | 124 | 80 | 7,288 | 6,468 | 536 | 10,422 | 9,279 | 222 | 156 | 135 |
| Lumber, bldg. mats., hardware, farm equip. dealers, total | 120 | 100 | 14,561 | 14,127 | 1,570 | 28,930 | 26,878 | 468 | 393 | 118 |
| Farm equipment dealers | 32 | 30 | 4,848 | (D) | 359 | 6,712 | 6,406 | 109 | 97 | 36 |
| Lumber, building materials, supplies, equipment dealers | 57 | 45 | 6,809 | 6,491 | 801 | 15,145 | 14,221 | 209 | 189 | 53 |
| Hardware stores | 51 | 25 | 2,904 | (D) | 410 | 7,073 | 6,251 | 150 | 107 | 29 |
| Drug stores, proprietary stores, total | 39 | 39 | 4,237 | 4,237 | 491 | 9,667 | 8,481 | 233 | 176 | 37 |
| Drug stores | 37 | 37 | (D) | (D) | (D) | (D) | (D) | (D) | (D) | (D) |
| Proprietary stores | 2 | 2 | (D) | (D) | (D) | (D) | (D) | (D) | (D) | (D) |
| Other retail stores, total | 161 | 117 | 10,535 | 9,923 | 918 | 18,172 | 16,554 | 361 | 278 | 163 |
| Liquor stores | 15 | 13 | 1,201 | (D) | 60 | 1,007 | 836 | 32 | 20 | 18 |
| Fuel, ice dealers | 23 | 17 | 1,861 | 1,789 | 207 | 4,056 | 4,027 | 64 | 62 | 23 |
| Feed, farm, garden supply stores | 19 | 15 | 3,496 | 3,454 | 159 | 3,427 | 3,355 | 47 | 45 | 11 |
| Jewelry stores | 26 | 18 | 1,190 | 1,098 | 177 | 3,048 | 2,647 | 62 | 42 | 27 |
| Jewelry stores | 2 | 2 | (D) | (D) | (D) | (D) | (D) | (D) | (D) | (D) |
| Book, stationery stores | 61 | 45 | (D) | (D) | (D) | (D) | (D) | (D) | (D) | (D) |
| Other retail stores (except second-hand) | 7 | 7 | 448 | 448 | 83 | 2,041 | 1,868 | 37 | 30 | 8 |
| Second-hand stores | 7 | 7 | 448 | 448 | 83 | 2,041 | 1,868 | 37 | 30 | 8 |
| Nonstore retailers | 64 | 8 | 2,016 | 1,150 | 215 | 3,544 | 3,544 | 52 | 52 | 65 |
| LIVINGSTON COUNTY | | | | | | | | | | |
| Retail trade, total | 504 | 362 | 40,685 | 37,713 | 3,233 | 64,213 | 58,658 | 1,476 | 1,119 | 563 |
| Food stores, total | 82 | 52 | 8,545 | 7,451 | 394 | 7,187 | 6,259 | 182 | 117 | 100 |
| Grocery stores | 65 | 43 | 7,613 | 6,723 | 341 | 6,273 | 5,444 | 158 | 103 | 75 |
| Meat markets, fish (seafood) markets | 4 | 4 | 561 | 551 | 32 | 606 | 543 | 11 | 7 | 7 |
| Fruit stores, vegetable markets | 2 | ••• | (D) | (D) | (D) | (D) | (D) | (D) | (D) | (D) |
| Candy, nut, confectionery stores | 4 | 2 | 29 | (D) | (D) | (D) | (D) | (D) | (D) | (D) |
| Other food stores | 7 | 3 | (D) | (D) | (D) | (D) | (D) | (D) | (D) | (D) |
| Eating, drinking places, total | 87 | 71 | 2,950 | 2,642 | 451 | 10,155 | 9,145 | 312 | 244 | 106 |
| Eating places | 47 | 39 | 1,652 | 1,536 | 325 | 7,605 | 6,836 | 235 | 189 | 60 |
| Drinking places | 40 | 32 | 1,298 | 1,106 | 126 | 2,550 | 2,309 | 77 | 55 | 46 |
| General merchandise group, total | 24 | 16 | 2,540 | 2,402 | 293 | 5,167 | 4,384 | 175 | 108 | 22 |
| General merchandise group (except variety) | 17 | 11 | 1,869 | (D) | 202 | 3,468 | 2,910 | 103 | 66 | 16 |
| Variety stores | 7 | 5 | 671 | (D) | 91 | 1,699 | 1,474 | 72 | 42 | 6 |
| Apparel, accessories stores, total | 34 | 24 | 1,543 | 1,369 | 116 | 2,154 | 1,895 | 61 | 43 | 40 |
| Shoe stores | 4 | 2 | 173 | (D) | (D) | (D) | (D) | (D) | (D) | (D) |
| Men's, boys' clothing and furnishings stores | 8 | 8 | 568 | 568 | 50 | 861 | 762 | 20 | 15 | 10 |
| Family clothing stores | 1 | 1 | (D) | (D) | (D) | (D) | (D) | (D) | (D) | (D) |
| Women's clothing, specialty stores | 17 | 13 | 653 | 627 | 50 | 983 | 837 | 33 | 21 | 21 |
| Ready-to-wear stores | (NA) | 9 | (NA) | 525 | 42 | 840 | 698 | 27 | 16 | (NA) |
| Other clothing, specialty stores | (NA) | 4 | (NA) | 102 | 8 | 143 | 139 | 6 | 5 | (NA) |
| Other apparel stores | 2 | ••• | (D) | ••• | ••• | ••• | ••• | ••• | ••• | (D) |
| Furniture, home furnishings, appliance dealers, total | 20 | 12 | 1,207 | 1,111 | 98 | 2,241 | 1,845 | 48 | 32 | 24 |
| Furniture, home furnishings stores, antique stores | 7 | 5 | 527 | (D) | 49 | 965 | 836 | 18 | 13 | 8 |
| Household appliance, radio, TV stores | 13 | 7 | 680 | (D) | 49 | 1,276 | 1,009 | 30 | 19 | 16 |
| Automotive group | 58 | 36 | 7,766 | (D) | 555 | 10,920 | 10,781 | 180 | 169 | 44 |
| Gasoline service stations | 52 | 42 | 2,514 | 2,316 | 152 | 3,386 | 2,947 | 104 | 65 | 54 |
| Lumber, bldg. mats., hardware, farm equip. dealers, total | 79 | 61 | 8,351 | 8,011 | 796 | 15,209 | 14,617 | 250 | 229 | 88 |
| Farm equipment dealers | 27 | 25 | 3,924 | (D) | 279 | 4,906 | 4,704 | 83 | 78 | 39 |
| Lumber, building materials, supplies, equipment dealers | 52 | 24 | 2,713 | 2,507 | 293 | 6,300 | 6,096 | 84 | 79 | 33 |
| Hardware stores | 20 | 12 | 1,714 | (D) | 224 | 4,003 | 3,817 | 83 | 72 | 16 |
| Drug stores, proprietary stores, total | 17 | 13 | 805 | 761 | 77 | 1,754 | 1,216 | 49 | 27 | 16 |
| Drug stores | (NA) | 11 | (NA) | (D) | (D) | (D) | (D) | (D) | (D) | (NA) |
| Proprietary stores | (NA) | 2 | (NA) | (D) | (D) | (D) | (D) | (D) | (D) | (NA) |
| Other retail stores, total | 55 | 33 | 4,323 | 3,845 | ••• | (D) | (D) | (D) | (D) | (D) |
| Liquor stores | 2 | ••• | (D) | ••• | ••• | ••• | ••• | ••• | ••• | (D) |
| Fuel, ice dealers | 10 | 6 | 601 | 531 | 41 | 974 | 962 | 17 | 16 | 9 |
| Feed, farm, garden supply stores | 14 | 8 | 1,992 | 1,924 | 145 | 2,754 | 2,586 | 41 | 35 | 10 |
| Jewelry stores | 5 | 3 | (D) | (D) | (D) | (D) | (D) | (D) | (D) | (D) |
| Book, stationery stores | 2 | 2 | (D) | (D) | (D) | (D) | (D) | (D) | (D) | (D) |
| Other retail stores (except second-hand) | 20 | 14 | 619 | 563 | 82 | 1,664 | 1,452 | 40 | 25 | 22 |
| Second-hand stores | ••• | ••• | ••• | ••• | ••• | ••• | ••• | ••• | ••• | ••• |
| Nonstore retailers | 16 | 2 | 141 | (D) | (D) | (D) | (D) | (D) | (D) | (D) |

Standard Notes: (D) Withheld to avoid disclosure. (NA) Not available. n.e.c. Not elsewhere classified. XXX Not applicable. (Z) Less than \$500. ... Represents zero.

¹ Group totals may include data for establishments without payroll which could not be classified by detailed kind of business.

Table 104. RETAIL TRADE: 1954 — COUNTIES WITH 500 ESTABLISHMENTS OR MORE—Continued

Establishments, Sales, Payroll, and Personnel, by Kind of Business

| County and kind of business | Establishments | | Sales | | Payroll, entire year (\$1,000) | Payroll, workweek ended nearest Nov. 15 | | Paid employees, workweek ended nearest Nov. 15 | | Proprietors (un- incorporated businesses only) ¹ (Number) |
|--|--------------------------------|-----------------------------|---|--|---|--|-------------------------------|--|------------------------------|--|
| | Total ¹ (Number) | With payroll (Number) | Total, all establish- ments ¹ (\$1,000) | Establish- ments with payroll (\$1,000) | | Total (Dollars) | Full workweek (Dollars) | Total (Number) | Full workweek (Number) | |
| | MC HENRY COUNTY | | | | | | | | | |
| Retail trade, total..... | 813 | 547 | 76,747 | 70,617 | 6,626 | 126,848 | 115,315 | 2,403 | 1,819 | 943 |
| Food stores, total..... | 125 | 79 | 18,065 | 16,541 | 1,311 | 25,328 | 21,351 | 479 | 315 | 135 |
| Grocery stores..... | 91 | 59 | 16,561 | 15,491 | 1,147 | 21,875 | 18,163 | 402 | 256 | 97 |
| Meat markets, fish (seafood) markets..... | 3 | 3 | 243 | 243 | 18 | 390 | 390 | 6 | 6 | 3 |
| Fruit stores, vegetable markets..... | ••• | ••• | ••• | ••• | ••• | ••• | ••• | ••• | ••• | ••• |
| Candy, nut, confectionery stores..... | 4 | 4 | 164 | 164 | 25 | 441 | 377 | 13 | 9 | 4 |
| Other food stores..... | 25 | 13 | 1,067 | 643 | 121 | 2,622 | 2,421 | 58 | 44 | 29 |
| Eating, drinking places, total..... | 203 | 139 | 7,271 | 5,783 | 927 | 18,761 | 16,487 | 458 | 319 | 287 |
| Eating places..... | 77 | 67 | 3,120 | 2,986 | 578 | 12,296 | 11,066 | 304 | 226 | 120 |
| Drinking places..... | 126 | 72 | 4,151 | 2,797 | 349 | 6,465 | 5,421 | 154 | 93 | 167 |
| General merchandise group, total..... | 28 | 24 | 3,751 | 3,661 | 449 | 8,226 | 7,144 | 228 | 149 | 29 |
| General merchandise group (except variety)..... | 18 | 14 | 2,897 | 2,807 | 309 | 5,406 | 4,855 | 131 | 96 | 24 |
| Variety stores..... | 10 | 10 | 854 | 854 | 140 | 2,820 | 2,289 | 97 | 53 | 5 |
| Apparel, accessories stores, total..... | 46 | 32 | 2,345 | 2,033 | 178 | 3,254 | 2,726 | 87 | 53 | 50 |
| Shoe stores..... | 8 | 4 | 457 | 281 | 30 | 578 | 483 | 11 | 7 | 8 |
| Men's, boys' clothing and furnishings stores..... | (NA) | 7 | (NA) | (D) | (D) | (D) | (D) | (D) | (D) | (NA) |
| Family clothing stores..... | (NA) | 6 | (NA) | 369 | 46 | 767 | 688 | 21 | 12 | (NA) |
| Women's clothing, specialty stores..... | 18 | 14 | 870 | 842 | 61 | 1,281 | 1,004 | 40 | 24 | 22 |
| Ready-to-wear stores..... | (NA) | 13 | (NA) | (D) | (D) | (D) | (D) | (D) | (D) | (NA) |
| Other clothing, specialty stores..... | (NA) | 1 | (NA) | (D) | (D) | (D) | (D) | (D) | (D) | (NA) |
| Other apparel stores..... | 5 | 1 | 106 | (D) | (D) | (D) | (D) | (D) | (D) | (D) |
| Furniture, home furnishings, appliance dealers, total..... | 58 | 36 | 2,875 | 2,419 | 233 | 4,581 | 4,325 | 76 | 67 | 58 |
| Furniture, home furnishings stores, antique stores..... | 24 | 14 | 1,297 | 1,023 | 72 | 1,415 | 1,343 | 26 | 22 | 30 |
| Household appliance, radio, TV stores..... | 34 | 22 | 1,578 | 1,396 | 161 | 3,166 | 2,982 | 50 | 45 | 28 |
| Automotive group..... | 57 | 51 | 16,299 | 16,125 | 1,137 | 20,536 | 20,190 | 299 | 289 | 60 |
| Gasoline service stations..... | 86 | 52 | 5,246 | 4,376 | 349 | 7,587 | 6,249 | 143 | 88 | 102 |
| Lumber, bldg. mats., hardware, farm equip. dealers, total..... | 78 | 66 | 11,464 | 11,302 | 1,230 | 24,022 | 23,255 | 329 | 300 | 82 |
| Farm equipment dealers..... | 21 | 15 | 3,078 | 2,986 | 253 | 5,002 | 4,851 | 77 | 72 | 24 |
| Lumber, building materials, supplies, equipment dealers..... | 29 | 29 | 5,904 | 5,904 | 683 | 13,430 | 13,230 | 167 | 159 | 20 |
| Hardware stores..... | 28 | 22 | 2,482 | 2,412 | 294 | 5,590 | 5,174 | 85 | 69 | 38 |
| Drug stores, proprietary stores, total..... | 25 | 21 | 2,178 | 2,100 | 278 | 5,049 | 4,349 | 126 | 79 | 21 |
| Drug stores..... | (NA) | 21 | (NA) | 2,100 | 278 | 5,049 | 4,349 | 126 | 79 | (NA) |
| Proprietary stores..... | (NA) | ••• | (NA) | ••• | ••• | ••• | ••• | ••• | ••• | (NA) |
| Other retail stores, total..... | 75 | 41 | 6,168 | 5,564 | 464 | 8,536 | 8,271 | 164 | 146 | 83 |
| Liquor stores..... | 10 | 6 | 538 | 452 | 35 | 687 | 613 | 14 | 11 | 11 |
| Fuel, ice dealers..... | 8 | 4 | 773 | 545 | 71 | 1,399 | 1,399 | 18 | 18 | 9 |
| Feed, farm, garden supply stores..... | 20 | 12 | 3,651 | 3,579 | 277 | 4,992 | 4,956 | 69 | 67 | 20 |
| Jewelry stores..... | 8 | 4 | 220 | 168 | 22 | 412 | 388 | 10 | 9 | 7 |
| Book, stationery stores..... | 1 | 1 | (D) | (D) | (D) | (D) | (D) | (D) | (D) | (D) |
| Other retail stores (except second-hand)..... | 22 | 14 | (D) | (D) | (D) | (D) | (D) | (D) | (D) | (D) |
| Second-hand stores..... | ••• | ••• | ••• | ••• | ••• | ••• | ••• | ••• | ••• | ••• |
| Nonstore retailers..... | 32 | 6 | 1,085 | 713 | 70 | 968 | 968 | 14 | 14 | 36 |
| MC CLEAN COUNTY | | | | | | | | | | |
| Retail trade, total..... | 931 | 681 | 95,946 | 90,652 | 10,567 | 200,007 | 183,991 | 4,271 | 3,381 | 932 |
| Food stores, total..... | 154 | 106 | 19,737 | 18,095 | 1,349 | 25,758 | 22,421 | 617 | 437 | 164 |
| Grocery stores..... | 121 | 77 | 17,964 | 16,406 | 1,049 | 19,681 | 16,840 | 444 | 291 | 134 |
| Meat markets, fish (seafood) markets..... | 9 | 7 | 563 | (D) | 43 | 847 | 761 | 17 | 13 | 7 |
| Fruit stores, vegetable markets..... | 1 | 1 | (D) | (D) | (D) | (D) | (D) | (D) | (D) | (D) |
| Candy, nut, confectionery stores..... | 8 | 6 | (D) | (D) | (D) | (D) | (D) | (D) | (D) | (D) |
| Other food stores..... | 15 | 15 | 885 | 873 | 224 | 4,456 | 4,259 | 135 | 119 | 12 |
| Eating, drinking places, total..... | 180 | 148 | 6,335 | 5,995 | 1,159 | 24,143 | 20,343 | 792 | 529 | 208 |
| Eating places..... | 114 | 96 | 4,356 | 4,206 | 923 | 19,223 | 15,960 | 672 | 441 | 135 |
| Drinking places..... | 66 | 52 | 1,979 | 1,789 | 236 | 4,920 | 4,383 | 120 | 88 | 73 |
| General merchandise group, total..... | 34 | 30 | 10,051 | 9,963 | 1,289 | 26,452 | 24,754 | 662 | 544 | 29 |
| General merchandise group (except variety)..... | 21 | 19 | (D) | (D) | (D) | (D) | (D) | (D) | (D) | (D) |
| Variety stores..... | 11 | 11 | (D) | (D) | (D) | (D) | (D) | (D) | (D) | (D) |
| Apparel, accessories stores, total..... | 58 | 46 | 6,341 | 5,749 | 830 | 15,160 | 12,745 | 386 | 267 | 53 |
| Shoe stores..... | 17 | 13 | 1,272 | 1,202 | 165 | 3,411 | 3,046 | 69 | 50 | 13 |
| Men's, boys' clothing and furnishings stores..... | (NA) | 9 | (NA) | 1,256 | 130 | 2,402 | 2,002 | 48 | 34 | (NA) |
| Family clothing stores..... | (NA) | 4 | (NA) | (D) | 27 | 569 | 525 | 12 | 11 | (NA) |
| Women's clothing, specialty stores..... | 19 | 17 | 2,693 | (D) | 492 | 8,453 | 6,859 | 248 | 164 | 10 |
| Ready-to-wear stores..... | (NA) | 10 | (NA) | (D) | 463 | 7,862 | 6,299 | 231 | 149 | (NA) |
| Other clothing, specialty stores..... | (NA) | 7 | (NA) | 195 | 29 | 591 | 560 | 17 | 15 | (NA) |
| Other apparel stores..... | 3 | 3 | 201 | 201 | 16 | 325 | 313 | 9 | 8 | 6 |
| Furniture, home furnishings, appliance dealers, total..... | 64 | 40 | 4,843 | 4,511 | 626 | 12,012 | 11,672 | 222 | 209 | 70 |
| Furniture, home furnishings stores, antique stores..... | 28 | 24 | 3,040 | 2,960 | 422 | 7,986 | 7,887 | 147 | 143 | 34 |
| Household appliance, radio, TV stores..... | 36 | 16 | 1,803 | 1,551 | 204 | 4,026 | 3,785 | 75 | 66 | 36 |
| Automotive group..... | 52 | 48 | 15,236 | 15,094 | 1,471 | 25,669 | 25,534 | 388 | 373 | 46 |
| Gasoline service stations..... | 121 | 87 | 7,829 | 6,867 | 801 | 16,401 | 15,281 | 314 | 257 | 109 |
| Lumber, bldg. mats., hardware, farm equip. dealers, total..... | 73 | 65 | 10,320 | 10,154 | 1,348 | 23,564 | 22,205 | 342 | 310 | 74 |
| Farm equipment dealers..... | 20 | 20 | 4,071 | 4,071 | 511 | 6,198 | 5,964 | 96 | 90 | 28 |
| Lumber, building materials, supplies, equipment dealers..... | 36 | 32 | 5,412 | 5,300 | 735 | 14,379 | 14,187 | 190 | 182 | 28 |
| Hardware stores..... | 17 | 13 | 837 | 783 | 102 | 2,987 | 2,054 | 56 | 38 | 18 |

Standard Notes: (D) Withheld to avoid disclosure. (NA) Not available. n.e.c. Not elsewhere classified. XXX Not applicable. (Z) Less than \$500. ... Represents zero.
¹ Group totals may include data for establishments without payroll which could not be classified by detailed kind of business.

Table 104. RETAIL TRADE: 1954 — COUNTIES WITH 500 ESTABLISHMENTS OR MORE—Continued

Establishments, Sales, Payroll, and Personnel, by Kind of Business

| County and kind of business | Establishments | | Sales | | Payroll, entire year (\$1,000) | Payroll, workweek ended nearest Nov. 15 | | Paid employees, workweek ended nearest Nov. 15 | | Proprietors (un- incorporated businesses only) ¹ (Number) |
|--|--------------------|-----------------|--|-------------------------------------|---|--|------------------|--|------------------|--|
| | Total ¹ | With payroll | Total, all establish- ments ² | Establish- ments with payroll | | Total | Full workweek | Total | Full workweek | |
| | (Number) | (Number) | (\$1,000) | (\$1,000) | | (Dollars) | (Dollars) | (Number) | (Number) | |
| MCLEAN COUNTY--Con. | | | | | | | | | | |
| Drug stores, proprietary stores, total | 28 | 24 | 2,934 | 2,902 | 393 | 7,029 | 6,441 | 141 | 108 | 28 |
| Drug stores | (NA) | 20 | (NA) | 2,752 | 387 | 6,933 | 6,396 | 135 | 106 | (NA) |
| Proprietary stores | (NA) | 4 | (NA) | 150 | 6 | 96 | 45 | 6 | 2 | (NA) |
| Other retail stores, total | 115 | 81 | 11,364 | 10,822 | 1,247 | 22,986 | 21,762 | 393 | 333 | 99 |
| Liquor stores | 5 | 5 | (D) | (D) | (D) | (D) | (D) | (D) | (D) | (D) |
| Fuel, ice dealers | 24 | 22 | 2,410 | (D) | 372 | 5,494 | 5,444 | 83 | 79 | 16 |
| Feed, farm, garden supply stores | 26 | 18 | 4,123 | 3,989 | 243 | 5,647 | 5,418 | 90 | 83 | 16 |
| Jewelry stores | 11 | 7 | 880 | 818 | 152 | 3,238 | 2,842 | 62 | 40 | 8 |
| Book, stationery stores | 6 | 4 | (D) | (D) | (D) | (D) | (D) | (D) | (D) | (D) |
| Other retail stores (except second-hand) | 30 | 22 | 1,940 | 1,772 | 272 | 4,640 | 4,560 | 83 | 79 | 38 |
| Second-hand stores | 7 | 3 | 107 | 79 | 17 | 335 | 285 | 8 | 6 | 5 |
| Nonstore retailers | 52 | 6 | 956 | 500 | 54 | 833 | 833 | 14 | 14 | 52 |
| MACON COUNTY (See Decatur Standard Metropolitan Area, Table 103.) | | | | | | | | | | |
| MACOUPIN COUNTY | | | | | | | | | | |
| Retail trade, total | 718 | 408 | 39,178 | 34,012 | 2,900 | 56,721 | 51,837 | 1,325 | 1,041 | 796 |
| Food stores, total | 134 | 76 | 10,529 | 9,147 | 608 | 11,454 | 10,222 | 267 | 199 | 134 |
| Grocery stores | 118 | 68 | 10,529 | 8,956 | 574 | 10,643 | 9,553 | 240 | 180 | 118 |
| Meat markets, fish (seafood) markets | ••• | ••• | ••• | ••• | ••• | ••• | ••• | ••• | ••• | ••• |
| Fruit stores, vegetable markets | 2 | ••• | (D) | (D) | (D) | (D) | (D) | (D) | (D) | (D) |
| Candy, nut, confectionery stores | 6 | 4 | 87 | (D) | (D) | (D) | (D) | (D) | (D) | (D) |
| Other food stores | 8 | 4 | (D) | (D) | (D) | (D) | (D) | (D) | (D) | (D) |
| Eating, drinking places, total | 181 | 95 | 3,380 | 2,340 | 287 | 6,238 | 4,856 | 252 | 157 | 205 |
| Eating places | 56 | 40 | 1,179 | 1,013 | 176 | 3,924 | 3,033 | 172 | 105 | 74 |
| Drinking places | 125 | 55 | 2,201 | 1,327 | 111 | 2,314 | 1,823 | 80 | 52 | 131 |
| General merchandise group, total | 37 | 23 | 1,719 | 1,427 | 115 | 2,503 | 2,186 | 70 | 51 | 44 |
| General merchandise group (except variety) | 25 | 13 | 1,274 | (D) | 70 | 1,388 | 1,239 | 34 | 28 | 30 |
| Variety stores | 12 | 10 | 445 | (D) | 45 | 1,115 | 947 | 36 | 23 | 14 |
| Apparel, accessories stores, total | 43 | 27 | 1,178 | 938 | 101 | 1,848 | 1,665 | 50 | 35 | 49 |
| Shoe stores | 13 | 7 | 338 | 226 | 19 | 401 | 330 | 11 | 5 | 14 |
| Men's, boys' clothing and furnishings stores | (NA) | 5 | (NA) | (D) | 14 | 242 | 238 | 9 | 8 | (NA) |
| Family clothing stores | (NA) | 5 | (NA) | 215 | 33 | 469 | 385 | 13 | 8 | (NA) |
| Women's clothing, specialty stores | 12 | 10 | 342 | (D) | 35 | 736 | 712 | 17 | 14 | 13 |
| Ready-to-wear stores | (NA) | 9 | (NA) | 310 | (D) | (D) | (D) | (D) | (D) | (NA) |
| Other clothing, specialty stores | (NA) | 1 | (NA) | (D) | (D) | (D) | (D) | (D) | (D) | (NA) |
| Other apparel stores | 2 | ••• | (D) | ••• | ••• | ••• | ••• | ••• | ••• | 2 |
| Furniture, home furnishings, appliance dealers, total | 29 | 13 | 1,421 | 1,107 | 144 | 2,724 | 2,626 | 55 | 49 | 35 |
| Furniture, home furnishings stores, antique stores | 5 | 5 | 572 | 572 | 65 | 1,163 | 1,094 | 24 | 20 | 7 |
| Household appliance, radio, TV stores | 24 | 8 | 849 | 535 | 79 | 1,561 | 1,532 | 31 | 29 | 28 |
| Automotive group | 47 | 39 | 8,893 | 8,795 | 670 | 12,964 | 12,660 | 224 | 214 | 56 |
| Gasoline service stations | 92 | 42 | 3,154 | 2,322 | 169 | 3,614 | 3,418 | 85 | 69 | 97 |
| Lumber, bldg. mats., hardware, farm equip. dealers, total | 64 | 52 | 5,855 | 5,571 | 559 | 9,886 | 9,362 | 179 | 165 | 70 |
| Farm equipment dealers | 24 | 22 | 3,119 | (D) | 325 | 5,477 | 5,170 | 95 | 89 | 25 |
| Lumber, building materials, supplies, equipment dealers | 21 | 19 | 1,960 | (D) | 189 | 3,491 | 3,314 | 62 | 58 | 19 |
| Hardware stores | 19 | 11 | 776 | 612 | 45 | 918 | 878 | 22 | 18 | 26 |
| Drug stores, proprietary stores, total | 17 | 15 | 777 | (D) | 81 | 1,729 | 1,588 | 49 | 37 | 15 |
| Drug stores | (NA) | 14 | (NA) | 705 | (D) | (D) | (D) | (D) | (D) | (NA) |
| Proprietary stores | (NA) | 1 | (NA) | (D) | (D) | (D) | (D) | (D) | (D) | (NA) |
| Other retail stores, total | 72 | 24 | 2,111 | 1,527 | (D) | (D) | (D) | (D) | (D) | (D) |
| Liquor stores | 2 | ••• | (D) | ••• | ••• | ••• | ••• | ••• | ••• | (D) |
| Fuel, ice dealers | 10 | 6 | 441 | 369 | 61 | 1,425 | 1,211 | 29 | 21 | 10 |
| Feed, farm, garden supply stores | 17 | 7 | 1,141 | 939 | 70 | 1,513 | 1,297 | 38 | 28 | 17 |
| Jewelry stores | 12 | 6 | 176 | 86 | 10 | 247 | 222 | 5 | 4 | 12 |
| Book, stationery stores | 2 | ••• | (D) | ••• | ••• | ••• | ••• | ••• | ••• | (D) |
| Other retail stores (except second-hand) | 13 | 5 | 201 | 133 | (D) | (D) | (D) | (D) | (D) | (D) |
| Second-hand stores | 8 | ••• | 52 | ••• | ••• | ••• | ••• | ••• | ••• | 8 |
| Nonstore retailers | 12 | 2 | 161 | (D) | (D) | (D) | (D) | (D) | (D) | (D) |
| MADISON COUNTY | | | | | | | | | | |
| Retail trade, total | 2,265 | 1,533 | 196,413 | 182,697 | 20,439 | 390,035 | 354,055 | 7,960 | 5,924 | 2,349 |
| Food stores, total | 500 | 288 | 55,508 | 50,734 | 3,504 | 68,574 | 57,114 | 1,405 | 944 | 561 |
| Grocery stores | 372 | 242 | 51,264 | 47,672 | 3,122 | 60,883 | 50,016 | 1,220 | 786 | 421 |
| Meat markets, fish (seafood) markets | 8 | 6 | 719 | 541 | 63 | 1,197 | 1,127 | 21 | 17 | 15 |
| Fruit stores, vegetable markets | 15 | 2 | 448 | (D) | (D) | (D) | (D) | (D) | (D) | (D) |
| Candy, nut, confectionery stores | 76 | 20 | 1,814 | 1,006 | 75 | 1,451 | 1,324 | 43 | 33 | 87 |
| Bakery products stores | 15 | 11 | 865 | 769 | 139 | 2,876 | 2,791 | 62 | 57 | 14 |
| Other food stores | 13 | 7 | 398 | (D) | (D) | (D) | (D) | (D) | (D) | (D) |
| Eating, drinking places, total | 585 | 409 | 17,823 | 15,035 | 2,676 | 51,368 | 46,058 | 1,409 | 1,104 | 689 |
| Eating places (except refreshment stands) | 190 | 158 | 6,802 | 6,250 | 1,466 | 29,626 | 27,153 | 848 | 695 | 223 |
| Refreshment stands | 44 | 34 | 1,016 | 878 | 106 | 2,196 | 2,020 | 77 | 56 | 52 |
| Drinking places | 351 | 217 | 10,005 | 7,907 | 1,104 | 19,546 | 16,885 | 484 | 353 | 414 |

Standard Notes: (D) Withheld to avoid disclosure. (NA) Not available. n.e.c. Not elsewhere classified. XXX Not applicable. (Z) Less than \$500. ... Represents zero.
¹ Group totals may include data for establishments without payroll which could not be classified by detailed kind of business.

Table 104. RETAIL TRADE: 1954 — COUNTIES WITH 500 ESTABLISHMENTS OR MORE—Continued

Establishments, Sales, Payroll, and Personnel, by Kind of Business

| County and kind of business | Establishments | | Sales | | Payroll, entire year (\$1,000) | Payroll, workweek ended nearest Nov. 15 | | Paid employees, workweek ended nearest Nov. 15 | | Proprietors (unincorporated businesses only) ¹ (Number) |
|--|-----------------------------|-----------------------|--|---------------------------------------|--------------------------------|---|-------------------------|--|------------------------|--|
| | Total ¹ (Number) | With payroll (Number) | Total, all establishments ¹ (\$1,000) | Establishments with payroll (\$1,000) | | Total (Dollars) | Full workweek (Dollars) | Total (Number) | Full workweek (Number) | |
| MADISON COUNTY -- Con. | | | | | | | | | | |
| General merchandise group, total | 63 | 53 | 14,069 | 13,957 | 2,042 | 42,287 | 35,360 | 1,302 | 636 | 52 |
| Department stores..... | 2 | 2 | (D) | (D) | (D) | (D) | (D) | (D) | (D) | (D) |
| Dry goods, general merchandise stores..... | 38 | 28 | 4,777 | 4,665 | 568 | 11,218 | 9,852 | 227 | 152 | 37 |
| General stores..... | 5 | 5 | (D) | (D) | (D) | (D) | (D) | (D) | (D) | (D) |
| Variety stores..... | 18 | 18 | 4,400 | 4,400 | 764 | 15,787 | 13,015 | 728 | 270 | 9 |
| Apparel, accessories stores, total | 124 | 104 | 10,394 | 10,100 | 1,289 | 24,340 | 21,549 | 578 | 410 | 96 |
| Shoe stores..... | 38 | 26 | 1,903 | (D) | 217 | 4,238 | 3,864 | 93 | 70 | 31 |
| Men's, boys' clothing and furnishings stores..... | 18 | 18 | 2,355 | 2,355 | 286 | 5,490 | 4,878 | 116 | 82 | 17 |
| Family clothing stores..... | 13 | 13 | 1,624 | 1,624 | 251 | 4,428 | 3,923 | 109 | 78 | 8 |
| Women's clothing, specialty stores..... | 47 | 41 | 3,971 | 3,889 | 496 | 9,344 | 8,209 | 237 | 169 | 31 |
| Ready-to-wear stores..... | (NA) | 30 | (NA) | 3,669 | 468 | 8,785 | 7,691 | 220 | 155 | (NA) |
| Millinery stores..... | (NA) | 5 | (NA) | 95 | 17 | 204 | 167 | 9 | 6 | (NA) |
| Other clothing, specialty stores..... | (NA) | 5 | (NA) | 125 | 11 | 355 | 351 | 8 | 8 | (NA) |
| Other apparel stores..... | 8 | 6 | 341 | (D) | 39 | 840 | 675 | 23 | 11 | 9 |
| Furniture, home furnishings, appliance dealers, total | 85 | 69 | 10,114 | 9,820 | 1,627 | 27,720 | 26,666 | 402 | 359 | 71 |
| Furniture, home furnishings stores..... | 39 | 37 | 7,001 | (D) | 1,221 | 20,327 | 19,689 | 282 | 258 | 25 |
| Furniture stores..... | (NA) | 27 | (NA) | 6,551 | 1,175 | 19,213 | 18,735 | 260 | 241 | (NA) |
| Home furnishings stores, antique stores..... | (NA) | 10 | (NA) | (D) | 46 | 1,114 | 954 | 22 | 17 | (NA) |
| Household appliance, radio, TV stores..... | 46 | 32 | 3,113 | (D) | 406 | 7,393 | 6,977 | 120 | 101 | (NA) |
| Automotive group, total | 125 | 107 | 38,165 | 37,287 | 3,844 | 73,600 | 72,238 | 1,005 | 957 | 97 |
| Passenger car dealers (franchised)..... | 63 | 63 | 31,125 | 31,125 | 3,272 | 62,757 | 62,094 | 842 | 820 | 42 |
| Passenger car dealers (nonfranchised)..... | 27 | 17 | 3,964 | 3,486 | 169 | 3,143 | 3,038 | 43 | 38 | 30 |
| Tire, battery, accessory dealers..... | 27 | 23 | 2,751 | 2,403 | 383 | 7,192 | 6,673 | 112 | 92 | 17 |
| Other automotive dealers..... | 6 | 4 | 325 | 273 | 20 | 508 | 433 | 8 | 7 | 8 |
| Gasoline service stations | 230 | 166 | 14,332 | 12,890 | 1,036 | 20,890 | 18,510 | 412 | 296 | 250 |
| Lumber, bldg. mads., hardware, farm equip. dealers, total | 141 | 107 | 17,141 | 16,325 | 2,325 | 41,909 | 40,565 | 599 | 545 | 130 |
| Farm equipment dealers..... | 19 | 19 | 2,424 | 2,424 | 342 | 5,681 | 5,568 | 88 | 82 | 17 |
| Lumber, building materials dealers..... | 47 | 39 | 10,720 | 10,326 | 1,416 | 24,896 | 24,429 | 324 | 306 | 35 |
| Plumbing, paint, electrical stores..... | 29 | 21 | 1,326 | 1,152 | 196 | 4,991 | 4,425 | 80 | 62 | 25 |
| Hardware stores..... | 46 | 28 | 2,671 | 2,423 | 371 | 6,341 | 6,143 | 107 | 95 | 53 |
| Drug stores, proprietary stores, total | 68 | 62 | 5,650 | 5,594 | 756 | 14,348 | 12,572 | 358 | 258 | 65 |
| Drug stores..... | (NA) | 59 | (NA) | (D) | (D) | (D) | (D) | (D) | (D) | (NA) |
| Proprietary stores..... | (NA) | 3 | (NA) | (D) | (D) | (D) | (D) | (D) | (D) | (NA) |
| Other retail stores, total | 249 | 149 | 11,225 | 9,811 | 1,177 | 22,493 | 21,175 | 415 | 360 | 245 |
| Liquor stores..... | 29 | 15 | 1,533 | 1,195 | 108 | 2,003 | 1,833 | 44 | 33 | 28 |
| Fuel, ice dealers..... | 40 | 22 | 2,693 | 2,371 | 336 | 6,565 | 6,432 | 99 | 93 | 33 |
| Feed, farm, garden supply stores..... | 21 | 15 | 2,343 | 2,169 | 153 | 2,711 | 2,536 | 51 | 46 | 21 |
| Jewelry stores..... | 36 | 30 | 1,429 | 1,351 | 187 | 4,066 | 3,751 | 74 | 63 | 32 |
| Book, stationery stores..... | 5 | 5 | 307 | 307 | 23 | 362 | 299 | 9 | 6 | 4 |
| Sporting goods, bicycle stores..... | 7 | 3 | 121 | (D) | (D) | (D) | (D) | (D) | (D) | (D) |
| Florists..... | 20 | 14 | 666 | 540 | 71 | 1,327 | 1,224 | 31 | 27 | 23 |
| Cigar stores, stands..... | 6 | 4 | 219 | (D) | (D) | (D) | (D) | (D) | (D) | (D) |
| News dealers, newsstands..... | 10 | 6 | 378 | 306 | 49 | 804 | 776 | 20 | 18 | 12 |
| Gift, novelty, souvenir stores..... | 17 | 3 | 205 | (D) | (D) | (D) | (D) | (D) | (D) | (D) |
| Music stores..... | 5 | 3 | 207 | (D) | 23 | 498 | 487 | 12 | 11 | 5 |
| Camera, photographic supply stores..... | 5 | 3 | 149 | (D) | (D) | (D) | (D) | (D) | (D) | (D) |
| Other retail stores (except second-hand)..... | 11 | 9 | 587 | (D) | 71 | 1,175 | 1,162 | 17 | 16 | 9 |
| Second-hand stores..... | 21 | 17 | 546 | 534 | 99 | 1,920 | 1,656 | 36 | 28 | 18 |
| Nonstore retailers, total | 95 | 19 | 1,532 | 1,144 | 163 | 2,506 | 2,248 | 75 | 55 | 93 |
| Mail order houses..... | *** | *** | *** | *** | *** | *** | *** | *** | *** | *** |
| Direct selling (house-to-house) organizations..... | 89 | 17 | 1,498 | (D) | (D) | (D) | (D) | (D) | (D) | (D) |
| Merchandise vending machine operators..... | 6 | 2 | 434 | (D) | (D) | (D) | (D) | (D) | (D) | (D) |
| MARION COUNTY | | | | | | | | | | |
| Retail trade, total | 577 | 411 | 43,964 | 40,646 | 4,561 | 87,749 | 80,708 | 1,966 | 1,549 | 587 |
| Food stores, total | 122 | 64 | 10,004 | 8,630 | 543 | 9,758 | 8,421 | 247 | 159 | 129 |
| Grocery stores..... | 110 | 60 | 9,778 | 8,544 | 538 | 9,705 | 8,395 | 244 | 158 | 114 |
| Meat markets, fish (seafood) markets..... | 2 | ** | (D) | *** | ** | *** | *** | *** | *** | (D) |
| Fruit stores, vegetable markets..... | 1 | 1 | (D) | (D) | (D) | (D) | (D) | (D) | (D) | (D) |
| Candy, nut, confectionery stores..... | 4 | 2 | 66 | (D) | (D) | (D) | (D) | (D) | (D) | (D) |
| Other food stores..... | 5 | 1 | 94 | (D) | (D) | (D) | (D) | (D) | (D) | (D) |
| Eating, drinking places, total | 118 | 92 | 2,964 | 2,648 | 440 | 9,446 | 8,538 | 357 | 287 | 137 |
| Eating places..... | 62 | 50 | 1,350 | 1,224 | 236 | 5,008 | 4,357 | 231 | 177 | 76 |
| Drinking places..... | 56 | 42 | 1,614 | 1,424 | 204 | 4,438 | 4,181 | 126 | 110 | 61 |
| General merchandise group, total | 24 | 22 | 3,823 | (D) | 462 | 8,707 | 7,002 | 234 | 133 | 22 |
| General merchandise group (except variety)..... | 20 | 18 | 3,054 | (D) | 311 | 5,511 | 4,856 | 137 | 90 | 21 |
| Variety stores..... | 4 | 4 | 769 | 769 | 151 | 3,196 | 2,146 | 97 | 43 | 1 |
| Apparel, accessories stores, total | 34 | 32 | 2,262 | (D) | 308 | 5,166 | 4,519 | 135 | 91 | 35 |
| Shoe stores..... | 9 | 7 | 444 | (D) | 58 | 1,088 | 996 | 25 | 17 | 6 |
| Men's, boys' clothing and furnishings stores..... | 6 | 6 | 553 | 553 | 106 | 1,736 | 1,615 | 40 | 29 | 7 |
| Family clothing stores..... | 1 | 1 | (D) | (D) | (D) | (D) | (D) | (D) | (D) | (D) |
| Women's clothing, specialty stores..... | 15 | 15 | 1,131 | 1,131 | 137 | 2,216 | 1,820 | 63 | 42 | 16 |
| Ready-to-wear stores..... | 12 | 12 | 983 | 983 | 117 | 1,982 | 1,684 | 56 | 39 | 13 |
| Other clothing, specialty stores..... | 3 | 3 | 148 | (D) | 20 | 234 | 136 | 7 | 3 | 3 |
| Other apparel stores..... | 3 | 3 | (D) | (D) | (D) | (D) | (D) | (D) | (D) | (D) |
| Furniture, home furnishings, appliance dealers, total | 25 | 23 | 2,251 | (D) | 293 | 5,347 | 5,269 | 97 | 90 | 28 |
| Furniture, home furnishings stores, antique stores..... | 11 | 9 | 1,218 | (D) | 163 | 2,857 | 2,799 | 52 | 48 | 11 |
| Household appliance, radio, TV stores..... | 14 | 14 | 1,033 | 1,033 | 130 | 2,490 | 2,470 | 45 | 42 | 17 |
| Automotive group | 27 | 27 | 8,501 | 8,487 | 1,025 | 19,462 | 19,304 | 277 | 271 | 28 |

Standard Notes: (D) Withheld to avoid disclosure. (NA) Not available. n.e.c. Not elsewhere classified. XXX Not applicable. (Z) Less than \$500. ... represents zero.

¹ Group totals may include data for establishments without payroll which could not be classified by detailed kind of business.

Table 104. RETAIL TRADE: 1954 — COUNTIES WITH 500 ESTABLISHMENTS OR MORE—Continued

Establishments, Sales, Payroll, and Personnel, by Kind of Business

| County and kind of business | Establishments | | Sales | | Payroll, entire year (\$1,000) | Payroll, workweek ended nearest Nov. 15 | | Paid employees, workweek ended nearest Nov. 15 | | Proprietors (unincorporated businesses only) ¹ (Number) |
|--|--------------------------------|--------------------------|---|--|-----------------------------------|---|----------------------------|--|---------------------------|---|
| | Total ¹ (Number) | With payroll (Number) | Total, all establishments ¹ (\$1,000) | Establishments with payroll (\$1,000) | | Total (Dollars) | Full workweek (Dollars) | Total (Number) | Full workweek (Number) | |
| MARION COUNTY--Con. | | | | | | | | | | |
| Gasoline service stations..... | 96 | 60 | 4,388 | 3,696 | 339 | 6,822 | 6,474 | 149 | 128 | 96 |
| Lumber, bldg. mats., hardware, farm equip. dealers, total..... | 42 | 38 | 4,852 | 4,824 | 595 | 10,489 | 9,668 | 188 | 161 | 29 |
| Farm equipment dealers..... | 11 | 11 | 1,621 | 1,621 | 156 | 2,529 | 2,366 | 44 | 38 | 10 |
| Lumber, building materials, supplies, equipment dealers..... | 22 | 20 | 2,303 | (D) | 300 | 5,949 | 5,449 | 102 | 91 | 9 |
| Hardware stores..... | 9 | 7 | 928 | (D) | 139 | 2,011 | 1,853 | 42 | 32 | 10 |
| Drug stores, proprietary stores, total..... | 14 | 12 | 1,554 | (D) | 226 | 4,477 | 4,162 | 132 | 100 | 12 |
| Drug stores..... | (NA) | 10 | (NA) | 1,320 | (D) | (D) | (D) | (D) | (D) | (NA) |
| Proprietary stores..... | (NA) | 2 | (NA) | (D) | (D) | (D) | (D) | (D) | (D) | (NA) |
| Other retail stores, total..... | 58 | 38 | 3,069 | 2,529 | (D) | (D) | (D) | (D) | (D) | (D) |
| Liquor stores..... | 2 | 2 | (D) | (D) | (D) | (D) | (D) | (D) | (D) | (D) |
| Fuel, ice dealers..... | 11 | 7 | 956 | 910 | 139 | 3,077 | 3,031 | 45 | 42 | 10 |
| Feed, farm, garden supply stores..... | 8 | 6 | 656 | (D) | 26 | 702 | 642 | 15 | 13 | 8 |
| Jewelry stores..... | 10 | 6 | 410 | 344 | 71 | 1,320 | 1,319 | 24 | 23 | 12 |
| Book, stationery stores..... | 3 | 1 | 167 | (D) | (D) | (D) | (D) | (D) | (D) | (D) |
| Other retail stores (except second-hand)..... | 18 | 14 | 469 | 423 | 59 | 1,442 | 1,022 | 35 | 24 | 17 |
| Second-hand stores..... | 2 | 2 | (D) | (D) | (D) | (D) | (D) | (D) | (D) | (D) |
| Nonstore retailers..... | 15 | 3 | 296 | (D) | (D) | (D) | (D) | (D) | (D) | (D) |
| PEORIA COUNTY | | | | | | | | | | |
| Retail trade, total..... | 1,957 | 1,437 | 226,920 | 217,942 | 27,185 | 550,821 | 496,930 | 11,209 | 8,353 | 1,944 |
| Food stores, total..... | 340 | 234 | 43,217 | 41,087 | 2,831 | 56,084 | 48,338 | 1,207 | 803 | 375 |
| Grocery stores..... | 249 | 175 | 38,625 | 36,887 | 2,291 | 44,707 | 38,576 | 942 | 626 | 282 |
| Meat markets, fish (seafood) markets..... | 14 | 10 | 1,849 | 1,829 | 158 | 3,075 | 2,722 | 51 | 34 | 13 |
| Fruit stores, vegetable markets..... | 6 | 6 | (D) | (D) | (D) | (D) | (D) | (D) | (D) | (D) |
| Candy, nut, confectionery stores..... | 33 | 17 | (D) | (D) | (D) | (D) | (D) | (D) | (D) | (D) |
| Other food stores..... | 38 | 26 | 1,432 | 1,250 | 296 | 6,413 | 5,670 | 158 | 108 | 31 |
| Eating, drinking places, total..... | 475 | 363 | 18,076 | 16,496 | 3,434 | 67,605 | 58,305 | 1,850 | 1,359 | 553 |
| Eating places..... | 222 | 180 | 9,023 | 9,023 | 2,357 | 45,788 | 39,720 | 1,335 | 993 | 266 |
| Drinking places..... | 253 | 183 | 8,053 | 7,473 | 1,077 | 21,817 | 18,585 | 515 | 366 | 287 |
| General merchandise group, total..... | 65 | 49 | 35,923 | 34,769 | 5,368 | 124,116 | 104,634 | 3,041 | 1,899 | 47 |
| General merchandise group (except variety)..... | 30 | 28 | (D) | (D) | (D) | (D) | (D) | (D) | (D) | (D) |
| Variety stores..... | 35 | 21 | (D) | (D) | (D) | (D) | (D) | (D) | (D) | (D) |
| Apparel, accessories stores, total..... | 127 | 111 | 13,853 | (D) | 2,136 | 42,053 | 38,472 | 890 | 661 | 70 |
| Shoe stores..... | 38 | 30 | 3,169 | (D) | 426 | 8,262 | 7,396 | 177 | 117 | 22 |
| Men's, boys' clothing and furnishings stores..... | 16 | 16 | 3,553 | 3,553 | 608 | 10,977 | 10,469 | 181 | 141 | 7 |
| Family clothing stores..... | 11 | 11 | 2,010 | 2,010 | 400 | 7,873 | 7,062 | 197 | 145 | 4 |
| Women's clothing, specialty stores..... | 42 | 40 | 4,311 | (D) | 581 | 12,259 | 10,931 | 286 | 214 | 21 |
| Ready-to-wear stores..... | (NA) | 22 | (NA) | 3,275 | 443 | 9,019 | 7,976 | 214 | 156 | (NA) |
| Other clothing, specialty stores..... | (NA) | 18 | (NA) | (D) | 138 | 3,240 | 2,955 | 72 | 58 | (NA) |
| Other apparel stores..... | 14 | 14 | 752 | 752 | 121 | 2,682 | 2,614 | 49 | 44 | 10 |
| Furniture, home furnishings, appliance dealers, total..... | 120 | 84 | 14,598 | 14,102 | 2,084 | 43,907 | 41,897 | 675 | 607 | 110 |
| Furniture, home furnishings stores, antique stores..... | 51 | 39 | 9,663 | 9,535 | 1,444 | 31,420 | 30,586 | 462 | 435 | 41 |
| Household appliance, radio, TV stores..... | 69 | 45 | 4,935 | 4,567 | 640 | 12,487 | 11,311 | 213 | 172 | 69 |
| Automotive group..... | 93 | 73 | 43,231 | 42,871 | 4,195 | 76,747 | 74,897 | 983 | 925 | 76 |
| Gasoline service stations..... | 226 | 180 | 13,691 | 12,595 | 1,130 | 23,018 | 18,926 | 520 | 341 | 252 |
| Lumber, bldg. mats., hardware, farm equip. dealers, total..... | 113 | 93 | 14,076 | 13,824 | 1,744 | 32,703 | 31,802 | 476 | 425 | 97 |
| Farm equipment dealers..... | 11 | 11 | 1,929 | 1,929 | 189 | 3,146 | 3,029 | 52 | 46 | 10 |
| Lumber, building materials, supplies, equipment dealers..... | 95 | 49 | 9,358 | (D) | 1,193 | 22,072 | 21,842 | 287 | 274 | 44 |
| Hardware stores..... | 47 | 33 | 2,789 | (D) | 362 | 7,485 | 6,931 | 137 | 105 | 43 |
| Drug stores, proprietary stores, total..... | 65 | 59 | 7,298 | (D) | 976 | 18,400 | 16,307 | 440 | 329 | 45 |
| Drug stores..... | (NA) | 57 | (NA) | 7,207 | (D) | (D) | (D) | (D) | (D) | (NA) |
| Proprietary stores..... | (NA) | 2 | (NA) | (D) | (D) | (D) | (D) | (D) | (D) | (NA) |
| Other retail stores, total..... | 226 | 166 | 16,327 | 15,417 | 2,047 | 40,090 | 37,524 | 743 | 629 | 210 |
| Liquor stores..... | 30 | 26 | (D) | (D) | (D) | (D) | (D) | (D) | (D) | (D) |
| Fuel, ice dealers..... | 20 | 18 | 1,465 | (D) | 184 | 3,128 | 2,910 | 54 | 46 | 21 |
| Feed, farm, garden supply stores..... | 19 | 11 | 3,436 | (D) | 163 | 3,185 | 3,051 | 51 | 46 | 17 |
| Jewelry stores..... | 26 | 18 | 2,071 | 1,961 | 366 | 6,398 | 6,212 | 101 | 93 | 21 |
| Book, stationery stores..... | 6 | 2 | (D) | (D) | (D) | (D) | (D) | (D) | (D) | (D) |
| Other retail stores (except second-hand)..... | 93 | 77 | 5,668 | 5,570 | 998 | 21,221 | 19,867 | 400 | 340 | 87 |
| Second-hand stores..... | 20 | 14 | 475 | 437 | (D) | (D) | (D) | (D) | (D) | (D) |
| Nonstore retailers..... | 107 | 25 | 6,630 | 5,844 | 1,240 | 26,098 | 25,828 | 384 | 375 | 105 |
| ROCK ISLAND COUNTY | | | | | | | | | | |
| Retail trade, total..... | 1,504 | 1,112 | 154,356 | 146,462 | 16,630 | 317,396 | 288,671 | 6,690 | 5,121 | 1,569 |
| Food stores, total..... | 244 | 158 | 37,699 | 35,477 | 2,294 | 44,756 | 36,414 | 1,041 | 593 | 262 |
| Grocery stores..... | 123 | 129 | 35,372 | 33,782 | 2,078 | 40,445 | 32,816 | 936 | 529 | 198 |
| Meat markets, fish (seafood) markets..... | 12 | 6 | 990 | (D) | 52 | 1,141 | 971 | 18 | 13 | 12 |
| Fruit stores, vegetable markets..... | 8 | ••• | (D) | (D) | (D) | (D) | (D) | (D) | (D) | (D) |
| Candy, nut, confectionery stores..... | 7 | 5 | (D) | (D) | (D) | (D) | (D) | (D) | (D) | (D) |
| Other food stores..... | 34 | 18 | 972 | 680 | 137 | 2,604 | 2,199 | 71 | 41 | 30 |
| Eating, drinking places, total..... | 433 | 367 | 18,018 | 16,998 | 2,986 | 61,134 | 56,370 | 1,566 | 1,300 | 532 |
| Eating places..... | 192 | 166 | 7,871 | 7,637 | 1,606 | 34,403 | 32,466 | 964 | 844 | 242 |
| Drinking places..... | 241 | 201 | 10,147 | 9,361 | 1,380 | 26,731 | 23,904 | 602 | 456 | 290 |

Standard Notes: (D) Withheld to avoid disclosure. (NA) Not available. n.e.c. Not elsewhere classified. XXX Not applicable. (Z) Less than \$500. ... Represents zero.
¹ Group totals may include data for establishments without payroll which could not be classified by detailed kind of business.

Table 104. RETAIL TRADE: 1954 — COUNTIES WITH 500 ESTABLISHMENTS OR MORE—Continued

Establishments, Sales, Payroll, and Personnel, by Kind of Business

| County and kind of business | Establishments | | Sales | | Payroll, entire year (\$1,000) | Payroll, workweek ended nearest Nov. 15 | | Paid employees, workweek ended nearest Nov. 15 | | Proprietors (unincorporated businesses only) (Number) |
|---|--------------------------------|--------------------------|---|--|-----------------------------------|---|----------------------------|--|---------------------------|--|
| | Total ¹ (Number) | With payroll (Number) | Total, all establishments ¹ (\$1,000) | Establishments with payroll (\$1,000) | | Total (Dollars) | Full workweek (Dollars) | Total (Number) | Full workweek (Number) | |
| ROCK ISLAND COUNTY -- Con. | | | | | | | | | | |
| General merchandise group, total..... | 46 | 36 | 14,639 | 14,481 | 2,197 | 41,424 | 37,286 | 1,076 | 780 | 25 |
| General merchandise group (except variety) | 34 | 24 | 11,879 | 11,721 | 1,679 | 32,085 | 29,039 | 756 | 566 | 20 |
| Variety stores..... | 12 | 12 | 2,760 | 2,760 | 518 | 9,339 | 8,247 | 320 | 214 | 5 |
| Apparel, accessories stores, total..... | 116 | 96 | 7,522 | 7,154 | 913 | 17,747 | 15,263 | 456 | 294 | 103 |
| Shoe stores..... | 27 | 21 | 1,322 | 1,278 | 163 | 2,842 | 2,581 | 66 | 47 | 15 |
| Men's, boys' clothing and furnishings stores | (NA) | 27 | (NA) | 2,178 | 227 | 4,399 | 3,645 | 117 | 67 | (NA) |
| Family clothing stores..... | (NA) | 8 | (NA) | (D) | (D) | (D) | (D) | (D) | (D) | (NA) |
| Women's clothing, specialty stores..... | 32 | 32 | 2,394 | 2,394 | 359 | 7,413 | 6,211 | 197 | 123 | 28 |
| Ready-to-wear stores..... | 21 | 21 | 2,132 | 2,132 | 315 | 6,458 | 5,455 | 170 | 108 | 23 |
| Other clothing, specialty stores..... | 11 | 11 | 262 | 262 | 44 | 955 | 756 | 27 | 15 | 5 |
| Other apparel stores..... | 14 | 8 | 503 | (D) | (D) | (D) | (D) | (D) | (D) | (D) |
| Furniture, home furnishings, appliance dealers, total..... | 40 | 52 | 6,184 | 5,664 | 732 | 13,428 | 12,377 | 237 | 201 | 87 |
| Furniture, home furnishings stores, antique stores..... | 35 | 25 | 3,429 | 3,135 | 431 | 7,904 | 7,359 | 142 | 120 | 32 |
| Household appliance, radio, TV stores..... | 45 | 27 | 2,755 | 2,529 | 301 | 5,524 | 5,018 | 95 | 81 | 55 |
| Automotive group..... | 77 | 65 | 28,689 | 28,205 | 2,764 | 47,931 | 47,147 | 652 | 627 | 61 |
| Gasoline service stations..... | 172 | 112 | 10,362 | 8,778 | 776 | 16,197 | 13,374 | 348 | 214 | 203 |
| Lumber, bldg. matls., hardware, farm equip. dealers, total..... | 64 | 52 | 10,277 | 9,961 | 1,026 | 21,059 | 20,300 | 309 | 282 | 58 |
| Farm equipment dealers..... | 6 | 8 | (D) | (D) | (D) | (D) | (D) | (D) | (D) | (D) |
| Lumber, building materials, supplies, equipment dealers..... | 53 | 27 | 7,054 | 6,954 | 731 | 15,355 | 14,772 | 210 | 193 | 21 |
| Hardware stores..... | 23 | 17 | (D) | (D) | (D) | (D) | (D) | (D) | (D) | (D) |
| Drug stores, proprietary stores, total..... | 41 | 39 | 5,138 | (D) | 723 | 13,573 | 12,096 | 281 | 201 | 21 |
| Drug stores..... | (NA) | 37 | (NA) | 5,081 | (D) | (D) | (D) | (D) | (D) | (NA) |
| Proprietary stores..... | (NA) | 2 | (NA) | (D) | (D) | (D) | (D) | (D) | (D) | (NA) |
| Other retail stores, total..... | 166 | 122 | 12,435 | 11,763 | 1,736 | 31,406 | 29,415 | 605 | 515 | 153 |
| Liquor stores..... | 24 | 20 | (D) | (D) | (D) | (D) | (D) | (D) | (D) | (D) |
| Fuel, ice dealers..... | 26 | 24 | 2,236 | (D) | 322 | 6,533 | 6,101 | 107 | 90 | 27 |
| Feed, farm, garden supply stores..... | 11 | 7 | 1,879 | 1,773 | 97 | 2,062 | 2,012 | 33 | 31 | 10 |
| Jewelry stores..... | 22 | 16 | 1,404 | 1,356 | 251 | 4,416 | 4,103 | 71 | 60 | 20 |
| Book, stationery stores..... | 2 | 2 | (D) | (D) | (D) | (D) | (D) | (D) | (D) | (D) |
| Other retail stores (except second-hand)..... | 64 | 48 | 3,776 | 3,516 | 774 | 12,384 | 11,698 | 281 | 246 | 67 |
| Second-hand stores..... | 11 | 5 | 272 | 200 | 40 | 718 | 690 | 13 | 11 | 10 |
| Nonstore retailers..... | 65 | 13 | 3,393 | (D) | 483 | 8,741 | 8,629 | 119 | 114 | 64 |
| ST. CLAIR COUNTY | | | | | | | | | | |
| Retail trade, total..... | 2,481 | 1,703 | 212,899 | 198,957 | 22,963 | 445,154 | 411,823 | 9,111 | 7,465 | 2,592 |
| Food stores, total..... | 572 | 326 | 55,115 | 49,323 | 3,556 | 69,291 | 62,106 | 1,417 | 1,058 | 637 |
| Grocery stores..... | 391 | 259 | 49,701 | 45,951 | 3,209 | 61,979 | 55,561 | 1,230 | 917 | 421 |
| Meat markets, fish (seafood) markets..... | 12 | 8 | 757 | 565 | 41 | 728 | 568 | 17 | 10 | 13 |
| Fruit stores, vegetable markets..... | 10 | 2 | 320 | (D) | (D) | (D) | (D) | (D) | (D) | (D) |
| Candy, nut, confectionery stores..... | 94 | 20 | 1,977 | 711 | 51 | 1,197 | 958 | 40 | 26 | 111 |
| Bakery products stores..... | 34 | 20 | 889 | 731 | 160 | 3,269 | 2,961 | 83 | 63 | 43 |
| Other food stores..... | 27 | 17 | 1,425 | (D) | (D) | (D) | (D) | (D) | (D) | (D) |
| Eating, drinking places, total..... | 673 | 513 | 23,547 | 21,179 | 3,594 | 74,219 | 67,151 | 2,117 | 1,713 | 813 |
| Eating places (except refreshment stands)..... | 179 | 153 | 7,736 | 7,566 | 1,644 | 34,166 | 31,004 | 1,002 | 827 | 233 |
| Refreshment stands..... | 46 | 38 | 1,162 | 1,114 | 176 | 3,363 | 2,679 | 117 | 73 | 61 |
| Drinking places..... | 448 | 322 | 14,649 | 12,499 | 1,774 | 36,690 | 33,468 | 998 | 813 | 519 |
| General merchandise group, total..... | 47 | 39 | 15,369 | 15,279 | 2,422 | 48,718 | 42,400 | 957 | 646 | 35 |
| Department stores..... | 2 | 2 | (D) | (D) | (D) | (D) | (D) | (D) | (D) | (D) |
| Dry goods, general merchandise stores..... | 20 | 12 | 2,317 | 2,227 | 444 | 8,578 | 7,766 | 146 | 107 | 20 |
| General stores..... | 5 | 5 | (D) | (D) | (D) | (D) | (D) | (D) | (D) | (D) |
| Variety stores..... | 20 | 20 | 4,909 | 4,909 | 831 | 15,580 | 12,147 | 423 | 253 | 9 |
| Apparel, accessories stores, total..... | 131 | 105 | 11,012 | 10,600 | 1,664 | 29,887 | 26,795 | 669 | 483 | 95 |
| Shoe stores..... | 37 | 25 | 1,687 | 1,489 | 198 | 4,072 | 3,605 | 83 | 60 | 30 |
| Men's, boys' clothing and furnishings stores..... | (NA) | 17 | (NA) | 2,648 | 447 | 7,636 | 6,979 | 138 | 100 | (NA) |
| Family clothing stores..... | (NA) | 16 | (NA) | 1,585 | 314 | 4,735 | 4,294 | 96 | 72 | (NA) |
| Women's clothing, specialty stores..... | 45 | 39 | 4,436 | 4,348 | 646 | 12,227 | 10,956 | 319 | 233 | 28 |
| Ready-to-wear stores..... | (NA) | 27 | (NA) | 3,274 | 413 | 8,556 | 7,355 | 229 | 148 | (NA) |
| Millinery stores..... | (NA) | 8 | (NA) | (D) | (D) | (D) | (D) | (D) | (D) | (NA) |
| Other clothing, specialty stores..... | (NA) | 4 | (NA) | (D) | (D) | (D) | (D) | (D) | (D) | (NA) |
| Other apparel stores..... | 12 | 8 | 576 | 530 | 59 | 1,217 | 961 | 33 | 18 | 10 |
| Furniture, home furnishings, appliance dealers, total..... | 109 | 79 | 10,810 | 10,368 | 1,688 | 30,266 | 29,656 | 447 | 417 | 101 |
| Furniture, home furnishings stores..... | 58 | 46 | 6,344 | 6,158 | 954 | 18,334 | 18,056 | 263 | 248 | 50 |
| Furniture stores..... | (NA) | 31 | (NA) | 5,201 | 743 | 13,837 | 13,675 | 205 | 195 | (NA) |
| Home furnishings stores, antique stores..... | (NA) | 15 | (NA) | 957 | 211 | 4,497 | 4,381 | 58 | 53 | (NA) |
| Household appliance, radio, TV stores..... | 49 | 33 | 4,458 | 4,210 | 734 | 11,932 | 11,600 | 184 | 169 | 49 |
| Automotive group, total..... | 115 | 97 | 39,366 | 38,898 | 3,588 | 62,402 | 61,170 | 877 | 330 | 71 |
| Passenger car dealers (franchised)..... | 53 | 53 | 33,012 | 33,012 | 3,062 | 52,190 | 51,701 | 705 | 389 | 21 |
| Passenger car dealers (nonfranchised)..... | 27 | 17 | 3,544 | 3,230 | 177 | 2,999 | 2,587 | 50 | 41 | 22 |
| Tire, battery, accessory dealers..... | 28 | 22 | 2,159 | (D) | 278 | 5,951 | 5,714 | 95 | 81 | 23 |
| Other automotive dealers..... | 7 | 5 | 651 | (D) | 71 | 1,262 | 1,168 | 27 | 19 | 5 |
| Gasoline service stations..... | 258 | 176 | 15,363 | 13,765 | 1,351 | 26,747 | 24,640 | 478 | 380 | 287 |

Standard Notes: (D) Withheld to avoid disclosure. (NA) Not available. n.e.c. Not elsewhere classified. XXX Not applicable. (Z) Less than \$500. ... Represents zero.

¹ Group totals may include data for establishments without payroll which could not be classified by detailed kind of business.

Table 104. RETAIL TRADE: 1954 — COUNTIES WITH 500 ESTABLISHMENTS OR MORE—Continued

Establishments, Sales, Payroll, and Personnel, by Kind of Business

| County and kind of business | Establishments | | Sales | | Payroll, entire year (\$1,000) | Payroll, workweek ended nearest Nov. 15 | | Paid employees, workweek ended nearest Nov. 15 | | Proprietors (unincorporated businesses only) ¹ (Number) |
|--|--------------------------------|--------------------------|---|--|-----------------------------------|---|----------------------------|--|---------------------------|---|
| | Total ¹ (Number) | With payroll (Number) | Total, all establishments ¹ (\$1,000) | Establishments with payroll (\$1,000) | | Total (Dollars) | Full workweek (Dollars) | Total (Number) | Full workweek (Number) | |
| ST. CLAIR COUNTY--Con. | | | | | | | | | | |
| Lumber, bldg. mats., hardware, farm equip. dealers, total | 134 | 112 | 16,592 | 16,254 | 1,868 | 37,050 | 34,365 | 943 | 876 | 135 |
| Farm equipment dealers | 18 | 18 | 2,382 | 2,382 | 257 | 5,161 | 4,600 | 85 | 74 | 26 |
| Lumber, building materials dealers | 45 | 39 | 9,045 | 8,987 | 1,046 | 21,131 | 19,721 | 673 | 642 | 30 |
| Plumbing, paint, electrical stores | 27 | 21 | 1,767 | 1,645 | 249 | 5,055 | 4,595 | 77 | 65 | 20 |
| Hardware stores | 44 | 34 | 3,398 | 3,240 | 316 | 5,703 | 5,449 | 108 | 95 | 59 |
| Drug stores, proprietary stores, total | 73 | 71 | 5,822 | (D) | 820 | 16,574 | 15,254 | 347 | 274 | 62 |
| Drug stores | (NA) | 71 | (NA) | (D) | 820 | 16,574 | 15,254 | 347 | 274 | (NA) |
| Proprietary stores | (NA) | ... | (NA) | ... | ... | ... | ... | ... | ... | (NA) |
| Other retail stores, total | 276 | 162 | 16,375 | (D) | 1,842 | 39,358 | 37,725 | 701 | 635 | 255 |
| Liquor stores | 35 | 33 | 3,151 | (D) | 319 | 7,771 | 7,703 | 153 | 148 | 20 |
| Fuel, ice dealers | 71 | 43 | 3,451 | 3,175 | 401 | 9,822 | 9,145 | 168 | 147 | 62 |
| Feed, farm, garden supply stores | 30 | 12 | 4,554 | 4,040 | 368 | 6,666 | 6,641 | 85 | 84 | 30 |
| Jewelry stores | 19 | 11 | 1,178 | 1,092 | 177 | 3,233 | 3,178 | 56 | 51 | 21 |
| Book, stationery stores | 6 | 4 | 441 | (D) | 88 | 1,629 | 1,608 | 32 | 31 | 4 |
| Sporting goods, bicycle stores | 7 | 3 | 98 | 60 | 7 | 137 | 120 | 3 | 2 | 7 |
| Florists | 20 | 16 | 698 | 646 | 118 | 2,209 | 2,034 | 52 | 41 | 22 |
| Cigar stores, stands | 4 | 2 | 79 | (D) | (D) | (D) | (D) | (D) | (D) | (D) |
| News dealers, newsstands | 14 | 4 | 323 | 196 | 14 | 179 | 95 | 17 | 12 | 14 |
| Gift, novelty, souvenir stores | 11 | 1 | 87 | (D) | (D) | (D) | (D) | (D) | (D) | (D) |
| Music stores | 5 | 3 | 487 | (D) | (D) | (D) | (D) | (D) | (D) | (D) |
| Camera, photographic supply stores | 4 | 4 | 186 | 186 | 14 | 318 | 245 | 7 | 4 | 2 |
| Other retail stores (except second-hand) | 12 | 12 | 619 | 609 | 126 | 2,950 | 2,586 | 51 | 42 | 13 |
| Second-hand stores | 24 | 14 | 730 | 648 | 111 | 2,511 | 2,435 | 38 | 34 | 24 |
| Nonstore retailers, total | 93 | 23 | 3,528 | 2,850 | 570 | 10,642 | 10,561 | 158 | 153 | 101 |
| Mail order houses | ... | ... | ... | ... | ... | ... | ... | ... | ... | ... |
| Direct selling (house-to-house) organizations | 85 | 21 | 3,241 | (D) | (D) | (D) | (D) | (D) | (D) | (D) |
| Merchandise vending machine operators | 8 | 2 | 287 | (D) | (D) | (D) | (D) | (D) | (D) | (D) |
| SANGAMON COUNTY (See Springfield Standard Metropolitan Area, Table 103.) | | | | | | | | | | |
| STEPHENSON COUNTY | | | | | | | | | | |
| Retail trade, total | 505 | 359 | 53,276 | 50,324 | 5,386 | 104,760 | 96,164 | 2,129 | 1,659 | 537 |
| Food stores, total | 86 | 54 | 9,593 | 8,803 | 615 | 13,268 | 11,309 | 297 | 200 | 92 |
| Grocery stores | 66 | 44 | 8,579 | 7,969 | 492 | 10,852 | 9,116 | 242 | 156 | 70 |
| Meat markets, fish (seafood) markets | 5 | 3 | 380 | (D) | (D) | (D) | (D) | (D) | (D) | (D) |
| Fruit stores, vegetable markets | 1 | 1 | (D) | (D) | (D) | (D) | (D) | (D) | (D) | (D) |
| Candy, nut, confectionery stores | 5 | 1 | (D) | (D) | (D) | (D) | (D) | (D) | (D) | (D) |
| Other food stores | 9 | 5 | 379 | 263 | 73 | 1,421 | 1,310 | 36 | 30 | 10 |
| Eating, drinking places, total | 95 | 75 | 3,618 | 3,234 | 547 | 11,133 | 9,720 | 306 | 225 | 125 |
| Eating places | 45 | 37 | 1,697 | 1,551 | 342 | 7,315 | 6,648 | 210 | 171 | 62 |
| Drinking places | 50 | 38 | 1,921 | 1,683 | 205 | 3,818 | 3,072 | 96 | 54 | 63 |
| General merchandise group, total | 15 | 13 | 4,868 | (D) | 737 | 13,491 | 12,014 | 351 | 247 | 9 |
| General merchandise group (except variety) | 10 | 8 | 3,722 | (D) | 529 | 9,544 | 8,848 | 229 | 179 | 8 |
| Variety stores | 5 | 5 | 1,146 | 1,146 | 208 | 3,947 | 3,166 | 122 | 68 | 1 |
| Apparel, accessories stores, total | 43 | 37 | 4,007 | 3,845 | 548 | 9,681 | 8,801 | 248 | 188 | 31 |
| Shoe stores | 14 | 8 | (D) | (D) | (D) | (D) | (D) | (D) | (D) | (D) |
| Men's, boys' clothing and furnishings stores | 7 | 7 | 995 | 995 | 59 | 1,113 | 1,003 | 25 | 17 | 7 |
| Family clothing stores | 1 | 1 | (D) | (D) | (D) | (D) | (D) | (D) | (D) | (D) |
| Women's clothing, specialty stores | 20 | 20 | 2,065 | 2,065 | 367 | 6,496 | 5,927 | 181 | 144 | 12 |
| Ready-to-wear stores | 10 | 10 | 1,639 | 1,639 | 247 | 4,112 | 3,615 | 120 | 88 | 8 |
| Other clothing, specialty stores | 10 | 10 | 426 | 426 | 120 | 2,384 | 2,312 | 61 | 56 | 4 |
| Other apparel stores | 1 | 1 | (D) | (D) | (D) | (D) | (D) | (D) | (D) | (D) |
| Furniture, home furnishings, appliance dealers, total | 32 | 26 | 2,871 | 2,817 | 303 | 6,228 | 5,861 | 109 | 98 | 32 |
| Furniture, home furnishings stores, antique stores | 13 | 9 | 1,320 | (D) | 148 | 2,591 | 2,562 | 46 | 44 | 14 |
| Household appliance, radio, TV stores | 19 | 17 | 1,551 | (D) | 155 | 3,637 | 3,299 | 63 | 54 | 18 |
| Automotive group | 30 | 26 | 10,642 | 10,502 | 895 | 16,216 | 16,058 | 233 | 227 | 33 |
| Gasoline service stations | 52 | 30 | 2,609 | 2,153 | 162 | 3,275 | 2,878 | 78 | 47 | 66 |
| Lumber, bldg. mats., hardware, farm equip. dealers, total | 54 | 44 | 7,201 | 7,077 | 812 | 17,085 | 16,336 | 269 | 233 | 47 |
| Farm equipment dealers | 12 | 12 | 2,458 | 2,458 | 199 | 3,880 | 3,725 | 61 | 58 | 13 |
| Lumber, building materials, supplies, equipment dealers | 26 | 24 | 3,219 | (D) | 364 | 8,477 | 7,976 | 137 | 108 | 18 |
| Hardware stores | 16 | 8 | 1,524 | (D) | 249 | 4,728 | 4,635 | 71 | 67 | 16 |
| Drug stores, proprietary stores, total | 10 | 8 | 1,231 | (D) | 202 | 3,911 | 3,502 | 63 | 44 | 8 |
| Drug stores | (NA) | 8 | (NA) | (D) | 202 | 3,911 | 3,502 | 63 | 44 | (NA) |
| Proprietary stores | (NA) | ... | (NA) | ... | ... | ... | ... | ... | ... | (NA) |
| Other retail stores, total | 59 | 43 | 5,789 | 5,391 | (D) | (D) | (D) | (D) | (D) | (D) |
| Liquor stores | 2 | 2 | (D) | (D) | (D) | (D) | (D) | (D) | (D) | (D) |
| Fuel, ice dealers | 11 | 7 | 426 | 320 | 44 | 719 | 663 | 17 | 13 | 14 |
| Feed, farm, garden supply stores | 20 | 18 | 4,107 | (D) | 375 | 6,589 | 6,352 | 99 | 92 | 16 |
| Jewelry stores | 5 | 5 | 161 | 161 | 31 | 784 | 639 | 12 | 10 | 3 |
| Book, stationery stores | 2 | 2 | (D) | (D) | (D) | (D) | (D) | (D) | (D) | (D) |
| Other retail stores (except second-hand) | 14 | 8 | 554 | 388 | 35 | 672 | 582 | 15 | 10 | 17 |
| Second-hand stores | 5 | 1 | 71 | (D) | (D) | (D) | (D) | (D) | (D) | (D) |
| Nonstore retailers | 29 | 3 | 847 | (D) | (D) | (D) | (D) | (D) | (D) | (D) |

Standard Notes: (D) Withheld to avoid disclosure. (NA) Not available. n.e.c. Not elsewhere classified. XXX Not applicable. (Z) Less than \$500. ... Represents zero. ¹ Group totals may include data for establishments without payroll which could not be classified by detailed kind of business.

Table 104. RETAIL TRADE: 1954 — COUNTIES WITH 500 ESTABLISHMENTS OR MORE—Continued

Establishments, Sales, Payroll, and Personnel, by Kind of Business

| County and kind of business | Establishments | | Sales | | Payroll, entire year (\$1,000) | Payroll, workweek ended nearest Nov. 15 (Dollars) | | Paid employees, workweek ended nearest Nov. 15 (Number) | | Proprietors (unincorporated businesses only) ^b (Number) |
|--|-----------------------------|-----------------------|--|---------------------------------------|--------------------------------|---|---------------|---|---------------|--|
| | Total ¹ (Number) | With payroll (Number) | Total, all establishments ^c (\$1,000) | Establishments with payroll (\$1,000) | | Total | Full workweek | Total | Full workweek | |
| TAZEWELL COUNTY | | | | | | | | | | |
| Retail trade, total | 801 | 569 | 74,492 | 69,118 | 6,354 | 127,320 | 115,809 | 2,652 | 2,019 | 891 |
| Food stores, total | 147 | 95 | 22,670 | 20,464 | 1,275 | 25,038 | 21,897 | 545 | 371 | 181 |
| Grocery stores..... | 120 | 78 | 21,102 | 19,202 | 1,147 | 22,347 | 19,422 | 477 | 320 | 148 |
| Meat markets, fish (seafood) markets..... | 6 | 4 | 605 | (D) | 49 | 792 | 746 | 15 | 12 | 7 |
| Fruit stores, vegetable markets..... | 2 | ... | (D) | ... | ... | ... | ... | ... | ... | (D) |
| Candy, nut, confectionery stores..... | 3 | 1 | (D) | (D) | (D) | (D) | (D) | (D) | (D) | (D) |
| Other food stores..... | 16 | 12 | (D) | (D) | (D) | (D) | (D) | (D) | (D) | (D) |
| Eating, drinking places, total | 205 | 157 | 6,739 | 6,027 | 909 | 19,197 | 16,144 | 578 | 393 | 251 |
| Eating places..... | 86 | 70 | 2,637 | 2,521 | 481 | 10,850 | 9,047 | 370 | 248 | 103 |
| Drinking places..... | 119 | 87 | 4,102 | 3,506 | 428 | 8,347 | 7,097 | 208 | 145 | 148 |
| General merchandise group, total | 28 | 24 | 4,704 | 4,606 | 495 | 9,154 | 7,842 | 266 | 176 | 22 |
| General merchandise group (except variety)..... | 19 | 15 | 3,461 | 3,363 | 309 | 5,902 | 5,200 | 143 | 104 | 13 |
| Variety stores..... | 9 | 9 | 1,243 | 1,243 | 186 | 3,252 | 2,642 | 123 | 72 | 9 |
| Apparel, accessories stores, total | 35 | 33 | 2,138 | (D) | 237 | 4,578 | 3,926 | 123 | 85 | 30 |
| Shoe stores..... | 11 | 9 | (D) | (D) | (D) | (D) | (D) | (D) | (D) | (D) |
| Men's, boys' clothing and furnishings stores..... | 6 | 6 | 556 | 556 | 45 | 886 | 722 | 25 | 15 | 5 |
| Family clothing stores..... | 3 | 3 | 191 | 191 | 17 | 423 | 373 | 15 | 11 | 2 |
| Women's clothing, specialty stores..... | 12 | 12 | 809 | 809 | 118 | 2,209 | 1,963 | 57 | 42 | 10 |
| Ready-to-wear stores..... | 8 | 8 | 551 | 551 | 77 | 1,454 | 1,280 | 39 | 31 | 6 |
| Other clothing, specialty stores..... | 4 | 4 | 258 | 258 | 41 | 755 | 683 | 18 | 11 | 4 |
| Other apparel stores..... | 3 | 3 | (D) | (D) | (D) | (D) | (D) | (D) | (D) | (D) |
| Furniture, home furnishings, appliance dealers, total | 40 | 26 | 2,635 | 2,177 | 299 | 6,780 | 6,736 | 120 | 117 | 43 |
| Furniture, home furnishings stores, antique stores..... | 18 | 12 | 1,615 | 1,295 | 200 | 4,385 | 4,341 | 81 | 78 | 19 |
| Household appliance, radio, TV stores..... | 22 | 14 | 1,020 | 882 | 99 | 2,395 | 2,395 | 39 | 39 | 24 |
| Automotive group | 50 | 42 | 12,994 | 12,494 | 882 | 18,011 | 17,659 | 265 | 250 | 54 |
| Gasoline service stations | 106 | 60 | 4,905 | 4,061 | 331 | 7,235 | 6,588 | 154 | 115 | 119 |
| Lumber, bldg. mtds., hardware, farm equip. dealers, total | 67 | 61 | 8,527 | 8,493 | 1,112 | 21,162 | 20,312 | 297 | 267 | 67 |
| Farm equipment dealers..... | 14 | 14 | 2,634 | 2,634 | 288 | 5,361 | 4,981 | 80 | 72 | 16 |
| Lumber, building materials, supplies, equipment dealers..... | 34 | 30 | 4,401 | (D) | 647 | 12,581 | 12,323 | 159 | 147 | 31 |
| Hardware stores..... | 19 | 17 | 1,492 | (D) | 177 | 3,220 | 3,008 | 58 | 48 | 20 |
| Drug stores, proprietary stores, total | 16 | 14 | 1,425 | (D) | 148 | 2,841 | 2,446 | 68 | 46 | 14 |
| Drug stores..... | (NA) | 11 | (NA) | 1,285 | (D) | (D) | (D) | (D) | (D) | (NA) |
| Proprietary stores..... | (NA) | 3 | (NA) | (D) | (D) | (D) | (D) | (D) | (D) | (NA) |
| Other retail stores, total | 79 | 53 | 7,238 | 6,958 | 565 | 11,344 | 10,345 | 214 | 179 | 84 |
| Liquor stores..... | 2 | 2 | (D) | (D) | (D) | (D) | (D) | (D) | (D) | (D) |
| Fuel, ice dealers..... | 13 | 13 | 1,514 | 1,514 | 193 | 3,385 | 3,145 | 48 | 44 | 11 |
| Feed, farm, garden supply stores..... | 14 | 12 | 3,751 | (D) | 161 | 3,991 | 3,471 | 72 | 60 | 10 |
| Jewelry stores..... | 10 | 6 | 577 | 531 | 86 | 1,705 | 1,689 | 31 | 29 | 17 |
| Book, stationery stores..... | 2 | ... | (D) | ... | ... | ... | ... | ... | ... | (D) |
| Other retail stores (except second-hand)..... | 16 | 12 | 599 | 525 | 53 | 968 | 796 | 30 | 16 | 17 |
| Second-hand stores..... | 12 | 8 | 455 | 411 | (D) | (D) | (D) | (D) | (D) | (D) |
| Nonstore retailers | 28 | 4 | 517 | 353 | 101 | 1,980 | 1,914 | 22 | 20 | 26 |
| VERMILION COUNTY | | | | | | | | | | |
| Retail trade, total | 1,060 | 730 | 101,620 | 95,690 | 10,913 | 210,538 | 193,986 | 4,616 | 3,654 | 1,073 |
| Food stores, total | 193 | 113 | 23,508 | 21,900 | 1,516 | 29,558 | 26,518 | 684 | 498 | 192 |
| Grocery stores..... | 167 | 93 | 21,624 | 20,238 | 1,389 | 27,068 | 24,281 | 622 | 453 | 162 |
| Meat markets, fish (seafood) markets..... | 4 | 4 | 815 | 815 | 65 | 1,213 | 1,160 | 21 | 18 | 4 |
| Fruit stores, vegetable markets..... | 3 | 1 | 295 | (D) | (D) | (D) | (D) | (D) | (D) | (D) |
| Candy, nut, confectionery stores..... | 6 | 6 | 205 | 205 | 37 | 769 | 669 | 22 | 18 | 5 |
| Other food stores..... | 13 | 9 | 569 | (D) | (D) | (D) | (D) | (D) | (D) | (D) |
| Eating, drinking places, total | 220 | 192 | 7,402 | 6,972 | 1,213 | 24,429 | 21,174 | 804 | 598 | 278 |
| Eating places..... | 120 | 102 | 3,878 | 3,666 | 756 | 15,165 | 12,927 | 543 | 406 | 159 |
| Drinking places..... | 100 | 90 | 3,524 | 3,306 | 457 | 9,264 | 8,247 | 261 | 192 | 119 |
| General merchandise group, total | 30 | 26 | 12,128 | 12,096 | 1,850 | 32,906 | 28,952 | 958 | 706 | 19 |
| General merchandise group (except variety)..... | 17 | 15 | 10,115 | (D) | 1,493 | 26,323 | 23,083 | 689 | 511 | 11 |
| Variety stores..... | 13 | 11 | 2,013 | (D) | 357 | 6,583 | 5,869 | 269 | 195 | 8 |
| Apparel, accessories stores, total | 67 | 63 | 5,604 | 5,564 | 755 | 15,022 | 13,383 | 370 | 266 | 39 |
| Shoe stores..... | 14 | 14 | 1,237 | 1,237 | 144 | 2,544 | 2,272 | 62 | 38 | 12 |
| Men's, boys' clothing and furnishings stores..... | 13 | 13 | 1,352 | 1,352 | 212 | 3,763 | 3,548 | 70 | 56 | 7 |
| Family clothing stores..... | 6 | 6 | 526 | 526 | 68 | 979 | 895 | 34 | 27 | 4 |
| Women's clothing, specialty stores..... | 30 | 26 | 2,357 | 2,317 | 314 | 7,208 | 6,291 | 190 | 136 | 14 |
| Ready-to-wear stores..... | (NA) | 15 | (NA) | 2,019 | 261 | 5,389 | 4,532 | 146 | 97 | (NA) |
| Other clothing, specialty stores..... | (NA) | 11 | (NA) | 298 | 53 | 1,819 | 1,759 | 44 | 39 | (NA) |
| Other apparel stores..... | 4 | 4 | 132 | 132 | 17 | 528 | 377 | 14 | 9 | 2 |
| Furniture, home furnishings, appliance dealers, total | 60 | 34 | 5,540 | 5,074 | 656 | 14,471 | 13,911 | 234 | 212 | 59 |
| Furniture, home furnishings stores, antique stores..... | 22 | 20 | 3,570 | (D) | 485 | 11,059 | 10,713 | 176 | 162 | 18 |
| Household appliance, radio, TV stores..... | 36 | 14 | 1,878 | (D) | 171 | 3,412 | 3,198 | 58 | 50 | 39 |
| Automotive group | 72 | 58 | 18,329 | 18,127 | 2,030 | 38,679 | 38,237 | 499 | 483 | 64 |
| Gasoline service stations | 146 | 78 | 6,752 | 5,390 | 379 | 8,693 | 7,364 | 206 | 150 | 151 |
| Lumber, bldg. mtds., hardware, farm equip. dealers, total | 80 | 68 | 10,283 | 9,997 | 1,098 | 20,844 | 20,458 | 335 | 320 | 75 |
| Farm equipment dealers..... | 24 | 24 | 4,616 | 4,616 | 485 | 9,406 | 9,292 | 145 | 142 | 20 |
| Lumber, building materials, supplies, equipment dealers..... | 33 | 27 | 3,411 | 3,273 | 351 | 6,586 | 6,547 | 102 | 99 | 30 |
| Hardware stores..... | 23 | 17 | 2,256 | 2,108 | 262 | 4,852 | 4,619 | 88 | 79 | 25 |

Standard Notes: (D) Withheld to avoid disclosure. (NA) Not available. n.e.c. Not elsewhere classified. XXX Not applicable. (Z) Less than \$500. ... Represents zero.
¹ Group totals may include data for establishments without payroll which could not be classified by detailed kind of business.

RETAIL TRADE—AREA STATISTICS

Table 104. RETAIL TRADE: 1954 — COUNTIES WITH 500 ESTABLISHMENTS OR MORE—Continued

Establishments, Sales, Payroll, and Personnel, by Kind of Business

| County and kind of business | Establishments | | Sales | | Payroll, entire year (\$1,000) | Payroll, workweek ended nearest Nov. 15 | | Paid employees, workweek ended nearest Nov. 15 | | Proprietors (unincorporated businesses only) ¹ (Number) |
|---|--------------------------------|--------------------------|---|--|-----------------------------------|---|----------------------------|--|---------------------------|---|
| | Total ¹ (Number) | With payroll (Number) | Total, all establishments ¹ (\$1,000) | Establishments with payroll (\$1,000) | | Total (Dollars) | Full workweek (Dollars) | Total (Number) | Full workweek (Number) | |
| VERMILION COUNTY--Con. | | | | | | | | | | |
| Drug stores, proprietary stores, total | 28 | 22 | 3,565 | 3,497 | 482 | 8,407 | 7,319 | 196 | 136 | 25 |
| Drug stores | (NA) | 13 | (NA) | 3,022 | 436 | 7,547 | 6,628 | 164 | 118 | (NA) |
| Proprietary stores | (NA) | 9 | (NA) | 475 | 46 | 860 | 691 | 32 | 18 | (NA) |
| Other retail stores, total | 124 | 72 | 7,575 | 6,459 | 751 | 14,230 | 13,405 | 275 | 231 | 132 |
| Liquor stores | 5 | 5 | 933 | 983 | 67 | 1,114 | 1,043 | 23 | 17 | 6 |
| Fuel, ice dealers | 19 | 15 | 1,612 | 1,494 | 132 | 2,860 | 2,794 | 54 | 48 | 26 |
| Feed, farm, garden supply stores | 20 | 10 | 1,731 | 1,461 | 90 | 1,789 | 1,659 | 31 | 27 | 20 |
| Jewelry stores | 12 | 8 | 872 | 810 | 162 | 2,845 | 2,731 | 45 | 40 | 11 |
| Book, stationery stores | 6 | 2 | (D) | (D) | (D) | (D) | (D) | (D) | (D) | (D) |
| Other retail stores (except second-hand) | 42 | 26 | (D) | (D) | (D) | (D) | (D) | (D) | (D) | (D) |
| Second-hand stores | 14 | 6 | 168 | 76 | 9 | 202 | 190 | 6 | 5 | 14 |
| Nonstore retailers | 40 | 4 | 934 | 614 | 183 | 3,299 | 3,265 | 55 | 54 | 39 |
| WHITESIDE COUNTY | | | | | | | | | | |
| Retail trade, total | 621 | 459 | 58,477 | 55,245 | 5,007 | 95,816 | 87,579 | 2,083 | 1,641 | 675 |
| Food stores, total | 114 | 80 | 14,265 | 13,199 | 814 | 14,782 | 12,600 | 357 | 230 | 130 |
| Grocery stores | 83 | 57 | 12,496 | 11,712 | 664 | 11,882 | 10,068 | 277 | 173 | 95 |
| Meat markets, fish (seafood) markets | 7 | 7 | 811 | 811 | 66 | 1,236 | 1,195 | 21 | 17 | 10 |
| Fruit stores, vegetable markets | 2 | 2 | (D) | (D) | (D) | (D) | (D) | (D) | (D) | (D) |
| Candy, nut, confectionery stores | 8 | 6 | 318 | (D) | 26 | 465 | 359 | 23 | 15 | 11 |
| Other food stores | 14 | 8 | (D) | 357 | (D) | (D) | (D) | (D) | (D) | (D) |
| Eating, drinking places, total | 117 | 95 | 4,191 | 3,789 | 612 | 12,198 | 10,614 | 377 | 280 | 139 |
| Eating places | 67 | 55 | 2,148 | 2,050 | 419 | 8,129 | 7,169 | 278 | 211 | 77 |
| Drinking places | 50 | 40 | 2,043 | 1,739 | 193 | 4,069 | 3,445 | 99 | 69 | 62 |
| General merchandise group, total | 21 | 17 | 4,126 | 4,032 | 570 | 10,379 | 9,814 | 283 | 248 | 16 |
| General merchandise group (except variety) | 15 | 13 | 3,053 | (D) | 456 | 8,140 | 7,619 | 192 | 163 | 10 |
| Variety stores | 6 | 4 | 673 | (D) | 114 | 2,239 | 2,195 | 91 | 85 | 6 |
| Apparel, accessories stores, total | 42 | 36 | 3,401 | 3,253 | 385 | 7,051 | 6,251 | 191 | 134 | 37 |
| Shoe stores | 5 | 5 | 450 | 450 | 71 | 896 | 757 | 16 | 11 | 3 |
| Men's, boys' clothing and furnishings stores | (NA) | 10 | (NA) | 767 | 58 | 1,455 | 1,362 | 27 | 22 | (NA) |
| Family clothing stores | (NA) | 3 | (NA) | (D) | (D) | (D) | (D) | (D) | (D) | (NA) |
| Women's clothing, specialty stores | 17 | 15 | 1,435 | (D) | 193 | 3,456 | 3,113 | 100 | 75 | 12 |
| Ready-to-wear stores | (NA) | 12 | (NA) | 1,356 | 187 | 3,321 | 2,982 | 97 | 72 | (NA) |
| Other clothing, specialty stores | (NA) | 3 | (NA) | (D) | 6 | 135 | 131 | 3 | 3 | (NA) |
| Other apparel stores | 3 | 3 | 148 | 148 | (D) | (D) | (D) | (D) | (D) | 5 |
| Furniture, home furnishings, appliance dealers, total | 37 | 27 | 2,192 | 2,036 | 223 | 4,032 | 3,857 | 73 | 64 | 38 |
| Furniture, home furnishings stores, antique stores | 15 | 13 | 1,287 | (D) | 126 | 2,383 | 2,321 | 39 | 38 | 18 |
| Household appliance, radio, TV stores | 22 | 14 | 905 | (D) | 97 | 1,649 | 1,536 | 34 | 26 | 20 |
| Automotive group | 37 | 29 | 10,061 | 9,573 | 753 | 14,910 | 14,609 | 218 | 210 | 42 |
| Gasoline service stations | 70 | 54 | 4,319 | 4,005 | 274 | 5,915 | 5,037 | 134 | 92 | 79 |
| Lumber, bldg. mats., hardware, farm equip. dealers, total | 70 | 60 | 9,124 | 9,018 | 840 | 16,082 | 15,560 | 243 | 223 | 80 |
| Farm equipment dealers | 23 | 23 | 4,226 | 4,226 | 378 | 7,496 | 7,464 | 106 | 105 | 33 |
| Lumber, building materials, supplies, equipment dealers | 30 | 22 | 3,680 | (D) | 349 | 6,379 | 6,035 | 96 | 85 | 28 |
| Hardware stores | 17 | 15 | 1,218 | (D) | 113 | 2,207 | 2,061 | 41 | 33 | 19 |
| Drug stores, proprietary stores, total | 14 | 12 | 1,325 | (D) | 142 | 2,741 | 2,440 | 63 | 47 | 13 |
| Drug stores | 14 | 12 | 1,325 | (D) | 142 | 2,741 | 2,440 | 63 | 47 | 13 |
| Proprietary stores | ... | ... | ... | ... | ... | ... | ... | ... | ... | ... |
| Other retail stores, total | 69 | 47 | 5,215 | 4,995 | (D) | (D) | (D) | (D) | (D) | (D) |
| Liquor stores | 10 | 4 | 282 | 254 | 9 | 195 | 145 | 7 | 4 | 10 |
| Fuel, ice dealers | 8 | 6 | 621 | (D) | 66 | 1,320 | 1,320 | 20 | 20 | 7 |
| Feed, farm, garden supply stores | 14 | 10 | 2,793 | 2,723 | 114 | 2,181 | 1,819 | 32 | 25 | 10 |
| Jewelry stores | 11 | 9 | 379 | (D) | 41 | 796 | 775 | 19 | 17 | 14 |
| Book, stationery stores | 3 | 3 | 96 | 96 | 16 | 365 | 352 | 9 | 8 | 4 |
| Other retail stores (except second-hand) | 18 | 14 | (D) | 942 | 134 | 2,528 | 2,121 | 51 | 36 | 20 |
| Second-hand stores | 1 | 1 | (D) | (D) | (D) | (D) | (D) | (D) | (D) | (D) |
| Nonstore retailers | 30 | 2 | 258 | (D) | (D) | (D) | (D) | (D) | (D) | (D) |
| WILL COUNTY | | | | | | | | | | |
| Retail trade, total | 1,454 | 990 | 162,680 | 151,332 | 17,690 | 333,260 | 303,535 | 6,371 | 4,893 | 1,598 |
| Food stores, total | 295 | 167 | 40,900 | 36,566 | 2,694 | 49,773 | 42,870 | 992 | 666 | 334 |
| Grocery stores | 232 | 130 | 37,835 | 34,025 | 2,378 | 43,315 | 36,910 | 840 | 550 | 261 |
| Meat markets, fish (seafood) markets | 5 | 3 | 1,117 | (D) | (D) | (D) | (D) | (D) | (D) | (D) |
| Fruit stores, vegetable markets | 4 | 4 | 264 | 246 | 16 | 327 | 282 | 8 | 6 | 6 |
| Candy, nut, confectionery stores | 25 | 11 | 674 | 448 | 51 | 1,023 | 822 | 37 | 19 | 26 |
| Other food stores | 25 | 19 | 932 | (D) | (D) | (D) | (D) | (D) | (D) | (D) |
| Eating, drinking places, total | 386 | 282 | 14,512 | 12,516 | 2,236 | 41,417 | 36,989 | 1,112 | 851 | 476 |
| Eating places | 164 | 132 | 6,837 | 6,513 | 1,487 | 27,131 | 24,156 | 768 | 584 | 216 |
| Drinking places | 222 | 150 | 7,675 | 6,003 | 749 | 14,286 | 12,833 | 344 | 267 | 260 |
| General merchandise group, total | 34 | 30 | 18,559 | 18,527 | 2,764 | 52,539 | 46,478 | 1,270 | 900 | 31 |
| General merchandise group (except variety) | 20 | 18 | 15,519 | (D) | 2,284 | 43,057 | 38,974 | 969 | 709 | 20 |
| Variety stores | 14 | 12 | 3,040 | (D) | 480 | 9,482 | 7,504 | 301 | 191 | 11 |

Standard Notes: (D) Withheld to avoid disclosure. (NA) Not available. n.e.c. Not elsewhere classified. XXX Not applicable. (2) Less than \$500. ... Represents zero.
¹ Group totals may include data for establishments without payroll which could not be classified by detailed kind of business.

Table 104. RETAIL TRADE: 1954 — COUNTIES WITH 500 ESTABLISHMENTS OR MORE—Continued

Establishments, Sales, Payroll, and Personnel, by Kind of Business

| County and kind of business | Establishments | | Sales | | Payroll, entire year (\$1,000) | Payroll, workweek ended nearest Nov. 15 | | Paid employees, workweek ended nearest Nov. 15 | | Proprietors (un- incorporated businesses only) ¹ (Number) |
|--|--------------------------------|-----------------------------|---|--|---|--|-------------------------------|--|------------------------------|--|
| | Total ¹ (Number) | With payroll (Number) | Total, all establish- ments ¹ (\$1,000) | Establish- ments with payroll (\$1,000) | | Total (Dollars) | Full workweek (Dollars) | Total (Number) | Full workweek (Number) | |
| WILL COUNTY -- Con. | | | | | | | | | | |
| Apparel, accessories stores, total | 83 | 69 | 8,631 | 8,393 | 1,206 | 22,648 | 20,311 | 511 | 373 | 71 |
| Shoe stores | 16 | 14 | 1,653 | (D) | (D) | (D) | (D) | (D) | (D) | 12 |
| Men's, boys' clothing and furnishings stores | (NA) | 11 | (NA) | (D) | (D) | (D) | (D) | (D) | (D) | (NA) |
| Family clothing stores | (NA) | 9 | (NA) | 2,665 | 391 | 6,853 | 5,973 | 178 | 125 | (NA) |
| Women's clothing, specialty stores | 36 | 30 | 2,034 | 1,952 | 254 | 4,738 | 4,110 | 123 | 88 | 37 |
| Ready-to-wear stores | (NA) | 20 | (NA) | 1,572 | 208 | 3,741 | 3,236 | 90 | 65 | (NA) |
| Other clothing, specialty stores | (NA) | 10 | (NA) | 380 | 46 | 997 | 874 | 33 | 23 | (NA) |
| Other apparel stores | 5 | 5 | 304 | 304 | 48 | 1,148 | 1,072 | 22 | 18 | 6 |
| Furniture, home furnishings, appliance dealers, total | 67 | 45 | 6,995 | 6,637 | 1,157 | 19,561 | 18,299 | 287 | 253 | 63 |
| Furniture, home furnishings stores, antique stores | 27 | 21 | 3,397 | (D) | 622 | 10,901 | 9,929 | 160 | 137 | 27 |
| Household appliance, radio, TV stores | 40 | 24 | 3,598 | (D) | 535 | 8,660 | 8,370 | 127 | 116 | 36 |
| Automotive group | 63 | 49 | 23,932 | 23,400 | 2,112 | 41,086 | 40,078 | 498 | 463 | 63 |
| Gasoline service stations | 190 | 122 | 13,283 | 11,365 | 861 | 17,864 | 15,489 | 372 | 269 | 237 |
| Lumber, bldg. mats., hardware, farm equip. dealers, total | 94 | 66 | 15,137 | 14,281 | 2,074 | 37,574 | 36,879 | 450 | 424 | 0 |
| Farm equipment dealers | 21 | 15 | 2,274 | 2,056 | 204 | 3,654 | 3,561 | 52 | 50 | 28 |
| Lumber, building materials, supplies, equipment dealers | 50 | 36 | 10,160 | 9,820 | 1,521 | 27,563 | 27,098 | 295 | 281 | 36 |
| Hardware stores | 23 | 15 | 2,703 | 2,405 | 349 | 6,357 | 6,220 | 103 | 93 | 26 |
| Drug stores, proprietary stores, total | 43 | 41 | 5,487 | (D) | 787 | 14,367 | 12,583 | 299 | 216 | 38 |
| Drug stores | (NA) | 36 | (NA) | 5,161 | (D) | (D) | (D) | (D) | (D) | (NA) |
| Proprietary stores | (NA) | 5 | (NA) | (D) | (D) | (D) | (D) | (D) | (D) | (NA) |
| Other retail stores, total | 154 | 110 | 13,066 | (D) | 1,261 | 24,413 | 21,937 | 431 | 343 | 154 |
| Liquor stores | 27 | 21 | 3,105 | 2,835 | 186 | 3,494 | 2,915 | 61 | 41 | 34 |
| Fuel, ice dealers | 30 | 24 | 2,256 | 2,214 | 229 | 4,732 | 4,269 | 68 | 63 | 36 |
| Feed, farm, garden supply stores | 21 | 15 | 3,753 | 3,689 | 287 | 5,982 | 5,714 | 91 | 82 | 16 |
| Jewelry stores | 14 | 10 | 793 | 769 | 111 | 1,991 | 1,856 | 39 | 30 | 14 |
| Book, stationery stores | 5 | 3 | (D) | (D) | (D) | (D) | (D) | (D) | (D) | (D) |
| Other retail stores (except second-hand) | 38 | 32 | (D) | 2,215 | (D) | (D) | (D) | (D) | (D) | (D) |
| Second-hand stores | 9 | 5 | 460 | 444 | 61 | 1,533 | 1,219 | 28 | 19 | 8 |
| Nonstore retailers | 45 | 9 | 2,178 | 1,810 | 538 | 12,018 | 11,622 | 149 | 135 | 41 |
| WILLIAMSON COUNTY | | | | | | | | | | |
| Retail trade, total | 570 | 340 | 37,749 | 34,127 | 3,568 | 67,365 | 62,113 | 1,481 | 1,160 | 568 |
| Food stores, total | 143 | 63 | 9,717 | 8,277 | 587 | 11,358 | 9,685 | 261 | 167 | 145 |
| Grocery stores | 127 | 55 | 9,240 | 7,910 | 501 | 9,888 | 8,317 | 227 | 138 | 129 |
| Meat markets, fish (seafood) markets | 3 | 1 | (D) | (D) | (D) | (D) | (D) | (D) | (D) | (D) |
| Fruit stores, vegetable markets | 1 | 1 | (D) | (D) | (D) | (D) | (D) | (D) | (D) | (D) |
| Candy, nut, confectionery stores | 2 | 2 | (D) | (D) | (D) | (D) | (D) | (D) | (D) | (D) |
| Other food stores | 10 | 4 | 226 | (D) | (D) | (D) | (D) | (D) | (D) | (D) |
| Eating, drinking places, total | 95 | 69 | 2,209 | 1,879 | 336 | 7,041 | 6,315 | 231 | 190 | 109 |
| Eating places | 59 | 45 | 1,304 | 1,210 | 241 | 5,262 | 4,584 | 178 | 144 | 69 |
| Drinking places | 36 | 24 | 905 | 669 | 95 | 1,779 | 1,731 | 53 | 46 | 40 |
| General merchandise group, total | 26 | 22 | 2,968 | 2,834 | 408 | 7,368 | 6,591 | 196 | 127 | 22 |
| General merchandise group (except variety) | 19 | 15 | 2,289 | 2,155 | 291 | 5,103 | 4,610 | 133 | 86 | 17 |
| Variety stores | 7 | 7 | 679 | 679 | 117 | 2,265 | 1,981 | 63 | 41 | 5 |
| Apparel, accessories stores, total | 35 | 29 | 2,250 | 2,198 | 251 | 4,735 | 4,303 | 121 | 81 | 32 |
| Shoe stores | 10 | 8 | 353 | (D) | 42 | 693 | 589 | 23 | 12 | 9 |
| Men's, boys' clothing and furnishings stores | (NA) | 8 | (NA) | 641 | 67 | 1,129 | 1,017 | 26 | 18 | (NA) |
| Family clothing stores | (NA) | 2 | (NA) | (D) | (D) | (D) | (D) | (D) | (D) | (NA) |
| Women's clothing, specialty stores | 12 | 10 | 883 | (D) | 95 | 2,131 | 1,966 | 50 | 38 | 14 |
| Ready-to-wear stores | (NA) | 9 | (NA) | 852 | (D) | (D) | (D) | (D) | (D) | (NA) |
| Other clothing, specialty stores | (NA) | 1 | (NA) | (D) | (D) | (D) | (D) | (D) | (D) | (NA) |
| Other apparel stores | 1 | 1 | (D) | (D) | (D) | (D) | (D) | (D) | (D) | (D) |
| Furniture, home furnishings, appliance dealers, total | 32 | 24 | 2,694 | 2,454 | 285 | 5,303 | 5,110 | 89 | 75 | 32 |
| Furniture, home furnishings stores, antique stores | 15 | 13 | 1,900 | (D) | 225 | 3,970 | 3,897 | 64 | 57 | 14 |
| Household appliance, radio, TV stores | 17 | 11 | 794 | (D) | 60 | 1,333 | 1,213 | 25 | 18 | 18 |
| Automotive group | 38 | 28 | 8,001 | 7,849 | 751 | 3,440 | 3,256 | 214 | 206 | 28 |
| Gasoline service stations | 81 | 37 | 3,041 | 2,259 | 207 | 4,245 | 4,006 | 97 | 86 | 83 |
| Lumber, bldg. mats., hardware, farm equip. dealers, total | 33 | 25 | 3,345 | 3,285 | 384 | 6,684 | 6,515 | 112 | 101 | 28 |
| Farm equipment dealers | 6 | 4 | 1,074 | (D) | (D) | (D) | (D) | (D) | (D) | (D) |
| Lumber, building materials, supplies, equipment dealers | 21 | 17 | 1,950 | 1,930 | 268 | 4,777 | 4,638 | 73 | 65 | 18 |
| Hardware stores | 6 | 4 | 321 | (D) | (D) | (D) | (D) | (D) | (D) | (D) |
| Drug stores, proprietary stores, total | 17 | 15 | 1,031 | (D) | 152 | 3,474 | 2,771 | 85 | 62 | 17 |
| Drug stores | (NA) | 12 | (NA) | 962 | 147 | 3,366 | 2,689 | 81 | 59 | (NA) |
| Proprietary stores | (NA) | 3 | (NA) | (D) | 5 | 108 | 82 | 4 | 3 | (NA) |
| Other retail stores, total | 58 | 26 | 2,306 | 1,976 | (D) | (D) | (D) | (D) | (D) | (D) |
| Liquor stores | 2 | 2 | (D) | (D) | (D) | (D) | (D) | (D) | (D) | (D) |
| Fuel, ice dealers | 14 | 6 | 224 | 130 | 19 | 272 | 258 | 8 | 6 | 16 |
| Feed, farm, garden supply stores | 6 | 6 | 1,006 | 1,006 | 80 | 1,575 | 1,500 | 27 | 24 | 5 |
| Jewelry stores | 13 | 5 | 209 | 107 | 18 | 342 | 342 | 7 | 7 | 13 |
| Book, stationery stores | ... | ... | ... | ... | ... | ... | ... | ... | ... | ... |
| Other retail stores (except second-hand) | 16 | 6 | 227 | 113 | 11 | 172 | 105 | 7 | 2 | 17 |
| Second-hand stores | 3 | 1 | (D) | (D) | (D) | (D) | (D) | (D) | (D) | (D) |
| Nonstore retailers | 12 | 2 | 187 | (D) | (D) | (D) | (D) | (D) | (D) | (D) |
| WINNEBAGO COUNTY (See Rockford Standard Metropolitan Area, Table 103.) | | | | | | | | | | |

Standard Notes: (D) Withheld to avoid disclosure. (NA) Not available. n.e.c. Not elsewhere classified. XXX Not applicable. (Z) Less than \$500. ... Represents zero.

¹ Group totals may include data for establishments without payroll which could not be classified by detailed kind of business.

Table 105. RETAIL TRADE: 1954 — CITIES WITH 500 ESTABLISHMENTS OR MORE

Establishments, Sales, Payroll, and Personnel, by Kind of Business

| City and kind of business | Establishments | | Sales | | Payroll, entire year (\$1,000) | Payroll, workweek ended nearest Nov. 15 | | Paid employees, workweek ended nearest Nov. 15 | | Proprietors (unincorporated businesses only) ¹ (Number) |
|--|--------------------|--------------|--|-----------------------------|-----------------------------------|---|---------------|--|---------------|---|
| | Total ¹ | With payroll | Total, all establishments ¹ | Establishments with payroll | | Total | Full workweek | Total | Full workweek | |
| | (Number) | (Number) | (\$1,000) | (\$1,000) | (Dollars) | (Dollars) | (Number) | (Number) | (Number) | |
| AURORA | | | | | | | | | | |
| Retail trade, total..... | 641 | 473 | 88,418 | 84,060 | 10,522 | 196,834 | 177,226 | 3,679 | 2,721 | 623 |
| Food stores, total..... | 149 | 99 | 21,483 | 19,753 | 1,754 | 29,962 | 25,664 | 608 | 424 | 149 |
| Grocery stores..... | 120 | 72 | 18,895 | (D) | 1,237 | 23,093 | 20,022 | 457 | 312 | 128 |
| Meat markets, fish (seafood) markets..... | 8 | 6 | 1,306 | (D) | 304 | 2,015 | 1,588 | 26 | 21 | 7 |
| Fruit stores, vegetable markets..... | *** | *** | *** | *** | *** | *** | *** | *** | *** | *** |
| Candy, nut, confectionery stores..... | 5 | 5 | 247 | 247 | 40 | 946 | 775 | 25 | 18 | 5 |
| Other food stores..... | 16 | 16 | 1,035 | 1,035 | 173 | 3,908 | 3,281 | 100 | 73 | 9 |
| Eating, drinking places, total..... | 122 | 98 | 5,213 | 4,759 | 929 | 19,649 | 17,476 | 490 | 361 | 145 |
| Eating places..... | 73 | 61 | 2,939 | 2,779 | 624 | 13,258 | 11,530 | 383 | 272 | 89 |
| Drinking places..... | 49 | 37 | 2,274 | 1,980 | 305 | 6,391 | 5,948 | 107 | 89 | 56 |
| General merchandise group, total..... | 14 | 14 | 12,073 | 12,073 | 1,847 | 37,915 | 32,147 | 874 | 554 | 1 |
| General merchandise group (except variety)..... | 9 | 9 | 9,872 | 9,872 | 1,437 | 28,474 | 25,130 | 576 | 403 | 1 |
| Variety stores..... | 5 | 5 | 2,201 | 2,201 | 410 | 9,441 | 7,017 | 298 | 151 | *** |
| Apparel, accessories stores, total..... | 52 | 52 | 5,867 | 5,867 | 815 | 13,791 | 12,080 | 308 | 212 | 33 |
| Shoe stores..... | 14 | 14 | 1,312 | 1,312 | 168 | 2,824 | 2,384 | 61 | 37 | 8 |
| Men's, boys' clothing and furnishings stores..... | 10 | 10 | 1,736 | 1,736 | 304 | 4,666 | 4,285 | 83 | 64 | 6 |
| Family clothing stores..... | 6 | 6 | (D) | (D) | (D) | (D) | (D) | (D) | (D) | (D) |
| Women's clothing, specialty stores..... | 18 | 18 | 1,855 | 1,855 | 241 | 4,301 | 3,579 | 123 | 80 | 9 |
| Ready-to-wear stores..... | 11 | 11 | (D) | (D) | (D) | (D) | (D) | (D) | (D) | (D) |
| Other clothing, specialty stores..... | 7 | 7 | (D) | (D) | (D) | (D) | (D) | (D) | (D) | (D) |
| Other apparel stores..... | 4 | 4 | (D) | (D) | (D) | (D) | (D) | (D) | (D) | (D) |
| Furniture, home furnishings, appliance dealers, total..... | 37 | 25 | 4,374 | 3,990 | 751 | 14,012 | 13,493 | 164 | 147 | 36 |
| Furniture, home furnishings stores, antique stores..... | 14 | 10 | 2,255 | 2,049 | 370 | 6,547 | 6,264 | 82 | 71 | 15 |
| Household appliance, radio, TV stores..... | 23 | 15 | 2,119 | 1,941 | 381 | 7,465 | 7,229 | 82 | 76 | 21 |
| Automotive group..... | 45 | 33 | 17,056 | 16,710 | 1,729 | 31,987 | 30,873 | 386 | 357 | 35 |
| Gasoline service stations..... | 61 | 45 | 5,053 | 4,587 | 457 | 9,021 | 7,870 | 108 | 109 | 66 |
| Lumber, bldg. mats., hardware, farm equip. dealers, total..... | 35 | 25 | 4,144 | 4,062 | 541 | 7,981 | 7,649 | 112 | 99 | 27 |
| Farm equipment dealers..... | 1 | 1 | (D) | (D) | (D) | (D) | (D) | (D) | (D) | (D) |
| Lumber, building materials, supplies, equipment dealers..... | 30 | 20 | 3,377 | 3,295 | 397 | 7,032 | 6,754 | 93 | 85 | 22 |
| Hardware stores..... | 4 | 4 | (D) | (D) | (D) | (D) | (D) | (D) | (D) | (D) |
| Drug stores, proprietary stores, total..... | 19 | 17 | 3,838 | (D) | 459 | 9,232 | 8,014 | 202 | 147 | 17 |
| Drug stores..... | (NA) | 17 | (NA) | (D) | 459 | 9,232 | 8,014 | 202 | 147 | (NA) |
| Proprietary stores..... | (NA) | *** | (NA) | *** | *** | *** | *** | *** | *** | (NA) |
| Other retail stores, total..... | 81 | 55 | 6,584 | (D) | 767 | 14,274 | 13,254 | 260 | 212 | 90 |
| Liquor stores..... | 6 | 4 | 933 | (D) | 55 | 954 | 919 | 12 | 10 | 9 |
| Fuel, ice dealers..... | 12 | 8 | 1,187 | 1,165 | 132 | 2,836 | 2,836 | 38 | 38 | 9 |
| Feed, farm, garden supply stores..... | 3 | 1 | (D) | (D) | (D) | (D) | (D) | (D) | (D) | (D) |
| Jewelry stores..... | 12 | 8 | 1,263 | 1,139 | 229 | 3,982 | 3,724 | 65 | 54 | 13 |
| Book, stationery stores..... | 4 | 2 | (D) | (D) | (D) | (D) | (D) | (D) | (D) | (D) |
| Other retail stores (except second-hand)..... | 34 | 28 | 2,460 | 2,302 | 242 | 5,026 | 4,419 | 110 | 80 | 38 |
| Second-hand stores..... | 6 | 4 | 129 | (D) | (D) | (D) | (D) | (D) | (D) | (D) |
| Nonstore retailers..... | 26 | 10 | 2,733 | (D) | 473 | 9,010 | 8,704 | 107 | 99 | 24 |
| BELLEVILLE | | | | | | | | | | |
| Retail trade, total..... | 562 | 380 | 57,318 | 53,578 | 6,704 | 126,007 | 116,113 | 2,771 | 2,281 | 586 |
| Food stores, total..... | 125 | 65 | 12,719 | 11,041 | 834 | 16,696 | 15,074 | 316 | 253 | 126 |
| Grocery stores..... | 88 | 48 | 11,095 | 9,901 | 703 | 13,623 | 12,273 | 252 | 185 | 87 |
| Meat markets, fish (seafood) markets..... | 2 | 2 | (D) | (D) | (D) | (D) | (D) | (D) | (D) | (D) |
| Fruit stores, vegetable markets..... | 1 | 1 | (D) | (D) | (D) | (D) | (D) | (D) | (D) | (D) |
| Candy, nut, confectionery stores..... | 13 | 3 | 453 | (D) | (D) | (D) | (D) | (D) | (D) | (D) |
| Other food stores..... | 19 | 11 | 828 | 698 | 93 | 2,231 | 2,162 | 41 | 35 | 21 |
| Eating, drinking places, total..... | 130 | 94 | 5,027 | 4,407 | 812 | 18,014 | 16,254 | 459 | 358 | 163 |
| Eating places..... | 44 | 40 | 2,036 | 2,018 | 513 | 11,541 | 10,422 | 311 | 243 | 57 |
| Drinking places..... | 86 | 54 | 2,991 | 2,389 | 299 | 6,473 | 5,832 | 148 | 115 | 106 |
| General merchandise group, total..... | 9 | 9 | 3,512 | 3,512 | 631 | 11,825 | 9,723 | 274 | 172 | 1 |
| General merchandise group (except variety)..... | 4 | 4 | 2,046 | 2,046 | 367 | 7,079 | 5,920 | 147 | 95 | *** |
| Variety stores..... | 5 | 5 | 1,466 | 1,466 | 264 | 4,746 | 3,803 | 127 | 77 | 1 |
| Apparel, accessories stores, total..... | 36 | 34 | 3,813 | (D) | 551 | 8,956 | 7,681 | 221 | 142 | 29 |
| Shoe stores..... | 6 | 6 | 307 | 307 | 36 | 648 | 588 | 16 | 15 | 6 |
| Men's, boys' clothing and furnishings stores..... | 5 | 5 | (D) | (D) | (D) | (D) | (D) | (D) | (D) | (D) |
| Family clothing stores..... | 3 | 3 | (D) | (D) | (D) | (D) | (D) | (D) | (D) | (D) |
| Women's clothing, specialty stores..... | 19 | 17 | 1,683 | (D) | (D) | (D) | (D) | (D) | (D) | (D) |
| Ready-to-wear stores..... | (NA) | 13 | (NA) | 1,527 | 216 | 4,078 | 3,486 | 107 | 66 | (NA) |
| Other clothing, specialty stores..... | (NA) | 4 | (NA) | (D) | (D) | (D) | (D) | (D) | (D) | (NA) |
| Other apparel stores..... | 3 | 3 | (D) | (D) | (D) | (D) | (D) | (D) | (D) | (D) |
| Furniture, home furnishings, appliance dealers, total..... | 31 | 21 | 4,763 | 4,551 | 795 | 13,855 | 13,453 | 207 | 189 | 28 |
| Furniture, home furnishings stores, antique stores..... | 16 | 12 | 1,709 | 1,649 | 250 | 5,028 | 4,954 | 72 | 68 | 15 |
| Household appliance, radio, TV stores..... | 15 | 9 | 3,054 | 2,902 | 545 | 8,827 | 8,499 | 135 | 121 | 13 |
| Automotive group..... | 35 | 27 | 11,070 | 10,848 | 1,156 | 19,023 | 18,726 | 258 | 245 | 23 |
| Gasoline service stations..... | 54 | 42 | 4,105 | 3,861 | 376 | 7,470 | 6,578 | 131 | 94 | 65 |
| Lumber, bldg. mats., hardware, farm equip. dealers, total..... | 25 | 25 | 5,131 | 5,131 | 627 | 12,350 | 11,775 | 585 | 572 | 30 |
| Farm equipment dealers..... | 6 | 6 | 850 | 850 | 113 | 2,367 | 1,969 | 36 | 29 | 9 |
| Lumber, building materials, supplies, equipment dealers..... | 13 | 13 | 3,470 | 3,470 | 433 | 8,355 | 8,292 | 520 | 518 | 10 |
| Hardware stores..... | 6 | 6 | 811 | 811 | 81 | 1,628 | 1,514 | 29 | 25 | 11 |
| Drug stores, proprietary stores, total..... | 17 | 17 | 1,817 | 1,817 | 263 | 5,302 | 5,001 | 101 | 85 | 16 |
| Drug stores..... | 17 | 17 | 1,817 | 1,817 | 263 | 5,302 | 5,001 | 101 | 85 | 16 |
| Proprietary stores..... | *** | *** | *** | *** | *** | *** | *** | *** | *** | *** |

standard Notes: (D) Withheld to avoid disclosure. (NA) Not available. n.e.c. Not elsewhere classified. XXX Not applicable. (Z) Less than \$500. ... Represents zero.
¹ Group totals may include data for establishments without payroll which could not be classified by detailed kind of business

Table 105. RETAIL TRADE: 1954 — CITIES WITH 500 ESTABLISHMENTS OR MORE—Continued

Establishments, Sales, Payroll, and Personnel, by Kind of Business

| City and kind of business | Establishments | | Sales | | Payroll, entire year (\$1,000) | Payroll, workweek ended nearest Nov. 15 | | Paid employees, workweek ended nearest Nov. 15 | | Proprietors (unincorporated businesses only) ¹ (Number) |
|--|--------------------------------|--------------------------|---|--|-----------------------------------|---|----------------------------|--|---------------------------|---|
| | Total ¹ (Number) | With payroll (Number) | Total, all establishments ¹ (\$1,000) | Establishments with payroll (\$1,000) | | Total (Dollars) | Full workweek (Dollars) | Total (Number) | Full workweek (Number) | |
| BELLEVILLE--Con. | | | | | | | | | | |
| Other retail stores, total..... | 64 | 38 | 3,111 | (D) | 292 | 5,888 | 5,220 | 126 | 98 | 68 |
| Liquor stores..... | 5 | 5 | (D) | (D) | (D) | (D) | (D) | (D) | (D) | (D) |
| Fuel, ice dealers..... | 8 | 8 | 388 | 388 | 40 | 895 | 630 | 19 | 11 | 6 |
| Feed, farm, garden supply stores..... | 8 | 4 | 757 | 649 | 54 | 941 | 916 | 16 | 15 | 9 |
| Jewelry stores..... | 8 | 6 | 445 | (D) | (D) | (D) | (D) | (D) | (D) | (D) |
| Book, stationery stores..... | 1 | 1 | (D) | (D) | (D) | (D) | (D) | (D) | (D) | (D) |
| Other retail stores (except second-hand)..... | 25 | 13 | 740 | 558 | 71 | 1,464 | 1,173 | 55 | 24 | 26 |
| Second-hand stores..... | 3 | 1 | (D) | (D) | (D) | (D) | (D) | (D) | (D) | (D) |
| Nonstore retailers..... | 36 | 8 | 2,250 | 1,968 | 367 | 6,628 | 6,628 | 93 | 95 | 37 |
| BERWYN | | | | | | | | | | |
| Retail trade, total..... | 558 | 322 | 74,764 | 67,632 | 6,954 | 135,119 | 121,076 | 2,478 | 1,803 | 614 |
| Food stores, total..... | 149 | 75 | 21,099 | 18,779 | 1,589 | 31,327 | 25,824 | 595 | 361 | 167 |
| Grocery stores..... | 64 | 26 | 16,370 | 15,100 | 1,068 | 20,930 | 16,920 | 393 | 220 | 66 |
| Meat markets, fish (seafood) markets..... | 30 | 14 | 2,152 | 1,606 | 136 | 2,442 | 2,191 | 36 | 24 | 41 |
| Fruit stores, vegetable markets..... | 8 | 4 | 247 | 157 | 8 | 91 | 80 | 3 | 2 | 10 |
| Candy, nut, confectionery stores..... | 8 | 6 | 488 | (D) | 53 | 1,302 | 1,095 | 32 | 24 | 7 |
| Other food stores..... | 39 | 25 | 1,842 | (D) | 324 | 6,562 | 5,538 | 131 | 91 | 43 |
| Eating, drinking places, total..... | 83 | 51 | 4,133 | 3,435 | 492 | 9,438 | 8,478 | 242 | 182 | 103 |
| Eating places..... | 37 | 33 | 2,194 | 2,076 | 398 | 7,837 | 7,037 | 208 | 159 | 46 |
| Drinking places..... | 46 | 18 | 1,939 | 1,359 | 94 | 1,601 | 1,441 | 34 | 23 | 57 |
| General merchandise group, total..... | 18 | 8 | 3,562 | 3,432 | 619 | 11,233 | 10,521 | 261 | 225 | 13 |
| General merchandise group (except variety)..... | 11 | 5 | (D) | (D) | (D) | (D) | (D) | (D) | (D) | (D) |
| Variety stores..... | 7 | 3 | (D) | (D) | (D) | (D) | (D) | (D) | (D) | (D) |
| Apparel, accessories stores, total..... | 55 | 39 | 5,438 | 5,172 | 589 | 11,149 | 8,919 | 259 | 134 | 45 |
| Shoe stores..... | 8 | 6 | 744 | (D) | 82 | 1,596 | 1,196 | 38 | 14 | 7 |
| Men's, boys' clothing and furnishings stores..... | (NA) | 6 | (NA) | 728 | 87 | 1,561 | 1,386 | 21 | 16 | (NA) |
| Family clothing stores..... | (NA) | 3 | (NA) | (D) | (D) | (D) | (D) | (D) | (D) | (NA) |
| Women's clothing, specialty stores..... | 21 | 15 | 1,797 | 1,665 | 154 | 3,138 | 2,341 | 86 | 45 | 14 |
| Ready-to-wear stores..... | (NA) | 10 | (NA) | 1,331 | 129 | 2,628 | 1,992 | 71 | 38 | (NA) |
| Other clothing, specialty stores..... | (NA) | 5 | (NA) | 334 | 25 | 510 | 349 | 15 | 7 | (NA) |
| Other apparel stores..... | 15 | 9 | 903 | (D) | 837 | (D) | (D) | (D) | (D) | 15 |
| Furniture, home furnishings, appliance dealers, total..... | 24 | 16 | 3,941 | 3,653 | 327 | 6,165 | 5,721 | 87 | 75 | 19 |
| Furniture, home furnishings stores, antique stores..... | 13 | 7 | 1,446 | (D) | 105 | 2,029 | 1,894 | 27 | 22 | 11 |
| Household appliance, radio, TV stores..... | 11 | 9 | 2,495 | (D) | 222 | 4,136 | 3,827 | 60 | 53 | 8 |
| Automotive group..... | 26 | 24 | 13,788 | (D) | 1,297 | 26,063 | 25,943 | 346 | 341 | 22 |
| Gasoline service stations..... | 42 | 32 | 3,343 | 2,933 | 256 | 5,009 | 4,027 | 92 | 56 | 63 |
| Lumber, bldg. mats., hardware, farm equip. dealers, total..... | 22 | 12 | (D) | (D) | (D) | (D) | (D) | (D) | (D) | (D) |
| Farm equipment dealers..... | 2 | 0 | (D) | (D) | 0 | 0 | 0 | 0 | 0 | (D) |
| Lumber, building materials, supplies, equipment dealers..... | 11 | 5 | (D) | (D) | (D) | (D) | (D) | (D) | (D) | (D) |
| Hardware stores..... | 9 | 7 | 479 | (D) | 40 | 1,129 | 608 | 23 | 12 | 11 |
| Drug stores, proprietary stores, total..... | 19 | 19 | 2,402 | 2,402 | 308 | 6,027 | 4,915 | 128 | 72 | 14 |
| Drug stores..... | 19 | 19 | 2,402 | 2,402 | 308 | 6,027 | 4,915 | 128 | 72 | 14 |
| Proprietary stores..... | 0 | 0 | 0 | 0 | 0 | 0 | 0 | 0 | 0 | 0 |
| Other retail stores, total..... | 79 | 39 | (D) | (D) | (D) | (D) | (D) | (D) | (D) | (D) |
| Liquor stores..... | 22 | 12 | 1,896 | 1,460 | 100 | 1,391 | 1,185 | 32 | 23 | 31 |
| Fuel, ice dealers..... | 3 | 3 | 462 | 462 | 59 | 1,440 | 1,232 | 22 | 19 | 1 |
| Feed, farm, garden supply stores..... | 6 | 0 | 654 | 0 | 0 | 0 | 0 | 0 | 0 | 10 |
| Jewelry stores..... | 4 | 4 | 245 | 245 | 32 | 656 | 508 | 16 | 12 | 5 |
| Book, stationery stores..... | 35 | 19 | 1,799 | 1,425 | 153 | 3,360 | 2,705 | 115 | 40 | 38 |
| Other retail stores (except second-hand)..... | 0 | 0 | 0 | 0 | 0 | 0 | 0 | 0 | 0 | 0 |
| Second-hand stores..... | 0 | 0 | 0 | 0 | 0 | 0 | 0 | 0 | 0 | 0 |
| Nonstore retailers..... | 41 | 7 | 2,005 | 1,265 | 322 | 6,933 | 6,739 | 130 | 126 | 44 |
| BLOOMINGTON | | | | | | | | | | |
| Retail trade, total..... | 522 | 408 | 65,962 | 63,320 | 7,995 | 152,070 | 140,225 | 3,225 | 2,578 | 503 |
| Food stores, total..... | 80 | 58 | 13,029 | 12,281 | 1,039 | 19,387 | 16,813 | 465 | 326 | 81 |
| Grocery stores..... | 61 | 39 | 11,578 | 10,872 | 767 | 13,958 | 11,698 | 311 | 190 | 62 |
| Meat markets, fish (seafood) markets..... | 3 | 3 | (D) | (D) | (D) | (D) | (D) | (D) | (D) | (D) |
| Fruit stores, vegetable markets..... | 1 | 1 | (D) | (D) | (D) | (D) | (D) | (D) | (D) | (D) |
| Candy, nut, confectionery stores..... | 5 | 5 | 237 | (D) | (D) | (D) | (D) | (D) | (D) | (D) |
| Other food stores..... | 10 | 10 | 761 | 749 | 215 | 4,282 | 4,141 | 126 | 116 | 9 |
| Eating, drinking places, total..... | 108 | 98 | 4,232 | 4,112 | 818 | 17,086 | 15,254 | 507 | 381 | 122 |
| Eating places..... | 63 | 57 | 2,668 | 2,624 | 608 | 12,732 | 11,369 | 402 | 303 | 71 |
| Drinking places..... | 45 | 41 | 1,564 | 1,488 | 210 | 4,354 | 3,885 | 105 | 78 | 51 |
| General merchandise group, total..... | 15 | 13 | 8,369 | (D) | 1,154 | 23,964 | 22,411 | 599 | 492 | 6 |
| General merchandise group (except variety)..... | 9 | 9 | 6,684 | 6,684 | 866 | 18,410 | 17,600 | 415 | 363 | 4 |
| Variety stores..... | 4 | 4 | 1,619 | (D) | 288 | 5,554 | 4,811 | 184 | 129 | 0 |
| Apparel, accessories stores, total..... | 48 | 40 | 5,946 | 5,410 | 812 | 14,764 | 12,399 | 378 | 261 | 39 |
| Shoe stores..... | 14 | 12 | 1,229 | (D) | (D) | (D) | (D) | (D) | (D) | (D) |
| Men's, boys' clothing and furnishings stores..... | (NA) | 8 | (NA) | (D) | (D) | (D) | (D) | (D) | (D) | (NA) |
| Family clothing stores..... | (NA) | 2 | (NA) | (D) | (D) | (D) | (D) | (D) | (D) | (NA) |
| Women's clothing, specialty stores..... | 17 | 15 | (D) | (D) | (D) | (D) | (D) | (D) | (D) | (D) |
| Ready-to-wear stores..... | 8 | 8 | (NA) | (D) | (D) | (D) | (D) | (D) | (D) | (NA) |
| Other clothing, specialty stores..... | (NA) | 7 | (NA) | 195 | 29 | 591 | 560 | 17 | 15 | (NA) |
| Other apparel stores..... | 0 | 3 | 201 | 201 | 16 | 325 | 313 | 9 | 8 | 6 |

Standard Notes: (D) Withheld to avoid disclosure. (NA) Not available. n.e.c. Not elsewhere classified. XXX Not applicable. (Z) Less than \$500. ... Represents zero.
¹ Group totals may include data for establishments without payroll which could not be classified by detailed kind of business.

Table 105. RETAIL TRADE: 1954 — CITIES WITH 500 ESTABLISHMENTS OR MORE—Continued

Establishments, Sales, Payroll, and Personnel, by Kind of Business

| City and kind of business | Establishments | | Sales | | Payroll, entire year (\$1,000) | Payroll, workweek ended nearest Nov. 15 | | Paid employees, workweek ended nearest Nov. 15 | | Proprietors (unincorporated businesses only) ¹ (Number) |
|--|--------------------------------|--------------------------|---|--|-----------------------------------|---|----------------------------|--|---------------------------|---|
| | Total ¹ (Number) | With payroll (Number) | Total, all establishments ¹ (\$1,000) | Establishments with payroll (\$1,000) | | Total (Dollars) | Full workweek (Dollars) | Total (Number) | Full workweek (Number) | |
| BLOOMINGTON--Con. | | | | | | | | | | |
| Furniture, home furnishings, appliance dealers, total..... | 41 | 27 | 3,822 | 3,602 | 544 | 10,454 | 10,175 | 194 | 182 | 42 |
| Furniture, home furnishings stores, antique stores..... | 20 | 18 | 2,599 | (D) | 385 | 7,380 | 7,281 | 138 | 134 | 24 |
| Household appliance, radio, TV stores..... | 21 | 9 | 1,223 | (D) | 159 | 3,074 | 2,894 | 56 | 48 | 18 |
| Automotive group..... | 34 | 30 | 12,125 | 11,983 | 1,264 | 21,956 | 21,833 | 324 | 310 | 26 |
| Gasoline service stations..... | 58 | 52 | 4,192 | 4,006 | 470 | 10,345 | 9,504 | 198 | 154 | 52 |
| Lumber, bldg. mats., hardware, farm equip. dealers, total..... | 25 | 23 | 5,364 | (D) | 806 | 14,137 | 13,101 | 195 | 174 | 23 |
| Farm equipment dealers..... | 3 | 3 | 1,274 | 1,274 | 202 | 1,602 | 1,547 | 23 | 22 | 3 |
| Lumber, building materials, supplies, equipment dealers..... | 19 | 17 | 3,792 | (D) | 546 | 10,604 | 10,506 | 137 | 133 | 18 |
| Hardware stores..... | 3 | 3 | 298 | 298 | 58 | 1,931 | 1,048 | 35 | 19 | 2 |
| Drug stores, proprietary stores, total..... | 16 | 16 | 2,580 | 2,580 | 364 | 6,379 | 6,057 | 116 | 97 | 16 |
| Drug stores..... | 14 | 14 | (D) | (D) | (D) | (D) | (D) | (D) | (D) | (D) |
| Proprietary stores..... | 2 | 2 | (D) | (D) | (D) | (D) | (D) | (D) | (D) | (D) |
| Other retail stores, total..... | 59 | 45 | 5,451 | 5,207 | 670 | 12,765 | 11,845 | 235 | 187 | 58 |
| Liquor stores..... | 5 | 5 | (D) | (D) | (D) | (D) | (D) | (D) | (D) | (D) |
| Fuel, ice dealers..... | 5 | 5 | 109 | 109 | 12 | 215 | 215 | 4 | 4 | 5 |
| Feed, farm, garden supply stores..... | 7 | 5 | 905 | (D) | 58 | 1,276 | 1,276 | 22 | 22 | 5 |
| Jewelry stores..... | 6 | 6 | (D) | (D) | (D) | (D) | (D) | (D) | (D) | (D) |
| Book, stationery stores..... | 6 | 4 | (D) | (D) | (D) | (D) | (D) | (D) | (D) | (D) |
| Other retail stores (except second-hand)..... | 26 | 18 | 1,798 | 1,630 | 254 | 4,314 | 4,259 | 77 | 74 | 32 |
| Second-hand stores..... | 2 | 2 | (D) | (D) | (D) | (D) | (D) | (D) | (D) | (D) |
| Nonstore retailers..... | 38 | 6 | 852 | 500 | 54 | 833 | 833 | 14 | 14 | 38 |
| CHICAGO | | | | | | | | | | |
| Retail trade, total..... | 38,222 | 23,298 | 5,019,537 | 4,695,605 | 639,847 | 12,614,968 | 11,487,195 | 223,545 | 176,422 | 40,528 |
| Food Stores | | | | | | | | | | |
| Total..... | 9,312 | 4,828 | 1,008,218 | 887,060 | 77,979 | 1,498,438 | 1,295,807 | 28,131 | 19,316 | 10,479 |
| Grocery stores..... | 5,444 | 2,534 | 785,877 | 701,811 | 52,301 | 1,010,774 | 858,791 | 18,457 | 12,252 | 6,174 |
| Meat markets..... | 1,022 | 742 | 90,022 | 80,502 | 7,707 | 145,481 | 133,404 | 2,033 | 1,635 | 1,216 |
| Fish (seafood) markets..... | 119 | 69 | 5,129 | 4,319 | 499 | 9,897 | 8,794 | 162 | 132 | 149 |
| Fruit stores, vegetable markets..... | 269 | 103 | 10,461 | 5,867 | 537 | 9,488 | 8,280 | 162 | 151 | 336 |
| Candy, nut, confectionery stores..... | 746 | 324 | 26,775 | 18,479 | 2,796 | 60,121 | 49,719 | 1,568 | 1,126 | 698 |
| Bakery products stores..... | 746 | 678 | 44,496 | 43,218 | 10,326 | 210,235 | 190,519 | 4,534 | 3,190 | 800 |
| Bakeries, with baking on premises..... | (NA) | 578 | (NA) | 34,340 | 9,120 | 189,856 | 172,277 | 3,649 | 2,825 | 701 |
| Bakeries, without baking on premises..... | (NA) | 100 | (NA) | 8,878 | 1,206 | 20,379 | 18,242 | 945 | 365 | (NA) |
| Delicatessen stores..... | 476 | 188 | 22,619 | 15,429 | 1,290 | 23,268 | 20,271 | 537 | 397 | (NA) |
| Food stores, n.e.c..... | 390 | 190 | 21,765 | 16,435 | 2,524 | 29,174 | 26,029 | 565 | 433 | 449 |
| Eating, Drinking Places | | | | | | | | | | |
| Total..... | 9,044 | 6,018 | 506,711 | 448,129 | 100,301 | 2,010,674 | 1,845,964 | 43,796 | 37,009 | 10,718 |
| Eating places (except refreshment stands)..... | 3,630 | 2,914 | 301,668 | 291,936 | 78,491 | 1,583,020 | 1,454,404 | 34,906 | 29,767 | 4,130 |
| Restaurants, cafeterias..... | (NA) | 2,785 | (NA) | 276,578 | 73,978 | 1,492,425 | 1,372,330 | 32,923 | 28,203 | (NA) |
| Caterers..... | (NA) | 47 | (NA) | 5,975 | 1,492 | 33,692 | 27,796 | 745 | 446 | (NA) |
| In-plant food contractors..... | (NA) | 82 | (NA) | 9,383 | 3,021 | 56,903 | 48,278 | 1,238 | 1,118 | (NA) |
| Refreshment stands..... | 350 | 234 | 11,021 | 9,761 | 1,702 | 29,058 | 24,656 | 778 | 555 | 367 |
| Drinking places..... | 5,058 | 2,870 | 193,934 | 146,432 | 20,108 | 398,596 | 366,904 | 8,112 | 6,687 | 6,195 |
| General Merchandise Group | | | | | | | | | | |
| Total..... | 953 | 507 | 599,294 | 591,332 | 103,789 | 2,065,606 | 1,776,432 | 41,974 | 28,821 | 842 |
| Department stores..... | 39 | 39 | 488,690 | 488,690 | 85,796 | 1,714,581 | 1,481,454 | 32,640 | 22,765 | 3 |
| Dry goods, general merchandise stores..... | 553 | 227 | 48,618 | 42,496 | 6,365 | 126,726 | 114,848 | 2,435 | 1,860 | 593 |
| General stores..... | 23 | 3 | 704 | 434 | 32 | 732 | 639 | 12 | 9 | 25 |
| Variety stores..... | 328 | 238 | 61,116 | 59,712 | 11,596 | 223,567 | 179,491 | 6,887 | 4,187 | 211 |
| Apparel, Accessories Stores | | | | | | | | | | |
| Total..... | 3,776 | 2,966 | 435,765 | 421,465 | 64,640 | 1,254,875 | 1,124,436 | 22,213 | 16,495 | 3,310 |
| Shoe stores..... | 663 | 567 | 59,568 | 67,520 | 9,261 | 165,232 | 141,561 | 3,001 | 1,851 | 415 |
| Men's shoe stores..... | (NA) | 109 | (NA) | 10,316 | 1,184 | 21,160 | 19,540 | 320 | 251 | (NA) |
| Women's shoe stores..... | (NA) | 89 | (NA) | 22,117 | 3,047 | 53,700 | 43,893 | 1,108 | 598 | (NA) |
| Children's, juveniles' shoe stores..... | (NA) | 23 | (NA) | 1,567 | 226 | 4,034 | 3,628 | 63 | 40 | (NA) |
| Family shoe stores..... | (NA) | 346 | (NA) | 33,520 | 4,804 | 86,338 | 74,500 | 1,510 | 962 | (NA) |
| Men's, boys' clothing and furnishings stores..... | (NA) | 530 | (NA) | 79,655 | 12,285 | 222,398 | 204,618 | 3,272 | 2,544 | (NA) |
| Men's, boys' clothing stores..... | (NA) | 274 | (NA) | 57,025 | 9,322 | 170,753 | 157,826 | 2,470 | 1,945 | (NA) |
| Men's, boys' furnishings stores..... | (NA) | 256 | (NA) | 22,630 | 2,963 | 51,645 | 46,792 | 802 | 599 | (NA) |
| Family clothing stores..... | (NA) | 181 | (NA) | 65,015 | 11,332 | 221,174 | 194,973 | 3,769 | 2,677 | (NA) |
| Women's clothing, specialty stores..... | 1,514 | 1,200 | 172,031 | 166,851 | 24,460 | 499,402 | 449,558 | 10,017 | 7,675 | 1,373 |
| Ready-to-wear stores..... | (NA) | 737 | (NA) | 140,184 | 20,937 | 429,580 | 388,657 | 8,448 | 6,577 | (NA) |
| Millinery stores..... | (NA) | 154 | (NA) | 7,114 | 1,109 | 24,061 | 20,857 | 560 | 388 | (NA) |
| Clothing, specialty stores, n.e.c..... | (NA) | 309 | (NA) | 19,553 | 2,414 | 45,761 | 40,044 | 1,009 | 710 | (NA) |
| Children's, infants' wear stores..... | 197 | 139 | 11,229 | 9,979 | 1,004 | 19,468 | 16,020 | 461 | 301 | 232 |
| Apparel stores, n.e.c..... | 487 | 349 | 34,079 | 32,445 | 6,298 | 127,201 | 117,706 | 1,693 | 1,447 | 464 |
| Furniture, Home Furnishings, Appliance Dealers | | | | | | | | | | |
| Total..... | 1,650 | 1,144 | 248,708 | 238,230 | 32,585 | 611,290 | 585,607 | 8,126 | 7,374 | 1,606 |
| Furniture, home furnishings stores..... | 1,181 | 849 | 187,075 | 179,967 | 25,271 | 473,414 | 452,851 | 6,255 | 5,652 | 1,135 |
| Furniture stores..... | (NA) | 494 | (NA) | 141,866 | 19,501 | 353,314 | 338,411 | 4,630 | 4,196 | (NA) |
| Floor covering stores..... | (NA) | 108 | (NA) | 20,505 | 3,092 | 65,757 | 62,996 | 728 | 668 | (NA) |
| Home furnishings stores, n.e.c., antique stores..... | (NA) | 247 | (NA) | 17,594 | 2,675 | 54,343 | 51,444 | 877 | 788 | (NA) |
| Household appliance, radio, TV stores..... | 461 | 295 | 61,469 | 58,263 | 7,314 | 137,876 | 132,756 | 1,891 | 1,722 | 463 |
| Household appliance stores..... | (NA) | 99 | (NA) | 17,001 | 2,339 | 44,403 | 43,213 | 614 | 583 | (NA) |
| Appliance, radio, TV stores..... | (NA) | 107 | (NA) | 27,670 | 2,468 | 46,547 | 43,999 | 580 | 494 | (NA) |
| Radio, TV stores..... | (NA) | 89 | (NA) | 13,592 | 2,507 | 46,926 | 45,544 | 697 | 645 | (NA) |

Standard Notes: (D) Withheld to avoid disclosure. (NA) Not available. n.e.c. Not elsewhere classified. XXX Not applicable. (Z) Less than \$500. ... Represents zero.
¹ Group totals may include data for establishments without payroll which could not be classified by detailed kind of business.

Table 105. RETAIL TRADE: 1954 — CITIES WITH 500 ESTABLISHMENTS OR MORE—Continued

Establishments, Sales, Payroll, and Personnel, by Kind of Business

| City and kind of business | Establishments | | Sales | | Payroll, entire year (\$1,000) | Payroll, workweek ended nearest Nov. 15 | | Paid employees, workweek ended nearest Nov. 15 | | Proprietors (unincorporated businesses only) ¹ (Number) |
|---|--------------------------------|--------------------------|--|--|-----------------------------------|---|----------------------------|--|---------------------------|---|
| | Total ¹ (Number) | With payroll (Number) | Total, all establishments (\$1,000) | Establishments with payroll (\$1,000) | | Total (Dollars) | Full workweek (Dollars) | Total (Number) | Full workweek (Number) | |
| CHICAGO--Con. | | | | | | | | | | |
| Automotive Group | | | | | | | | | | |
| Total | 931 | 709 | 690,832 | 681,388 | 64,188 | 1,117,228 | 1,101,114 | 11,861 | 11,499 | 749 |
| Passenger car dealers (franchised) | 310 | 300 | 594,599 | 503,965 | 55,049 | 953,548 | 944,847 | 9,848 | 9,661 | 123 |
| Passenger car dealers (nonfranchised) | 319 | 215 | 56,982 | 50,206 | 3,649 | 65,258 | 63,882 | 741 | 709 | 365 |
| Tire, battery, accessory dealers | 223 | 149 | 25,331 | 24,107 | 4,270 | 76,400 | 70,665 | 1,014 | 883 | 189 |
| Motorcycle, aircraft, boat dealers | 43 | 23 | (D) | (D) | (D) | (D) | (D) | (D) | (D) | (D) |
| Household trailer dealers | 30 | 20 | 7,796 | 7,520 | 398 | 7,328 | 7,266 | 78 | 77 | 29 |
| Automotive dealers, n.e.c. | 2 | 2 | (D) | (D) | (D) | (D) | (D) | (D) | (D) | (D) |
| Total | 1,607 | 1,471 | 183,867 | 170,773 | 17,034 | 353,721 | 322,643 | 5,943 | 4,655 | 2,110 |
| Gasoline Service Stations | | | | | | | | | | |
| Total | 1,359 | 803 | 166,125 | 151,913 | 22,458 | 427,235 | 398,287 | 5,268 | 4,640 | 1,349 |
| Farm equipment dealers | 12 | 4 | 1,604 | 1,510 | 142 | 1,384 | 1,375 | 23 | 22 | 13 |
| Lumber, building materials dealers | 221 | 163 | 90,567 | 88,431 | 13,332 | 254,171 | 236,307 | 2,787 | 2,512 | 134 |
| Paint, glass, wallpaper stores | 228 | 174 | 18,030 | 16,150 | 2,233 | 48,249 | 44,079 | 653 | 556 | 267 |
| Plumbing, electrical supply stores | 147 | 87 | 14,992 | 12,834 | 2,222 | 42,139 | 41,194 | 508 | 476 | 136 |
| Hardware stores | 701 | 375 | 40,932 | 32,988 | 4,479 | 81,292 | 75,332 | 1,297 | 1,074 | 799 |
| Lumber, Bldg. Mats., Hardware, Farm Equipment Dealers | | | | | | | | | | |
| Total | 1,465 | 1,303 | 160,914 | 156,980 | 22,733 | 425,448 | 353,092 | 9,040 | 5,628 | 1,195 |
| Drug stores | (NA) | 1,267 | (NA) | 153,790 | 22,330 | 419,370 | 347,336 | 8,937 | 5,543 | (NA) |
| Proprietary stores | (NA) | 36 | (NA) | 3,190 | 373 | 6,078 | 5,756 | 103 | 85 | (NA) |
| Other Retail Stores | | | | | | | | | | |
| Total | 5,621 | 3,079 | 443,899 | 397,759 | 50,770 | 977,102 | 921,972 | 15,048 | 12,905 | 5,822 |
| Liquor stores | 1,130 | 848 | 142,238 | 131,864 | 10,082 | 188,171 | 171,513 | 3,177 | 2,546 | 1,319 |
| Fuel, ice dealers | 513 | 301 | 93,948 | 89,038 | 11,207 | 226,591 | 216,315 | 3,148 | 2,852 | 453 |
| Fuel dealers (coal, wood) | (NA) | 177 | (NA) | 53,062 | 8,089 | 160,463 | 153,263 | 2,341 | 2,136 | (NA) |
| Liquefied petroleum gas dealers | (NA) | 6 | (NA) | (D) | (D) | (D) | (D) | (D) | (D) | (NA) |
| Fuel oil dealers | (NA) | 112 | (NA) | 34,950 | 2,868 | 60,854 | 57,786 | 735 | 645 | (NA) |
| Ice dealers | (NA) | 6 | (NA) | (D) | (D) | (D) | (D) | (D) | (D) | (NA) |
| Hay, grain, feed stores | 21 | 5 | (D) | (D) | (D) | (D) | (D) | (D) | (D) | (D) |
| Farm, garden supply stores | 13 | 9 | 1,320 | 1,238 | 176 | 3,178 | 3,114 | 56 | 54 | 12 |
| Jewelry stores | 597 | 367 | 48,674 | 44,584 | 7,532 | 141,366 | 135,781 | 1,784 | 1,591 | 554 |
| Book stores | 81 | 57 | 5,182 | 4,896 | 817 | 16,976 | 14,588 | 349 | 250 | 67 |
| Stationery stores | 206 | 130 | 19,725 | 18,719 | 4,218 | 76,110 | 74,323 | 1,136 | 1,050 | 202 |
| Sporting goods stores | 99 | 69 | 12,461 | 11,899 | 1,732 | 31,699 | 30,164 | 519 | 457 | 93 |
| Bicycle stores | 46 | 12 | 952 | 416 | 33 | 568 | 520 | 13 | 10 | 53 |
| Florists | 449 | 263 | 17,372 | 14,364 | 2,826 | 52,926 | 49,953 | 895 | 755 | 526 |
| Cigar stores, stands | 309 | 197 | 15,539 | 13,165 | 1,197 | 22,823 | 21,459 | 452 | 357 | 254 |
| News dealers, newsstands | 340 | 86 | 9,572 | 6,278 | 745 | 14,004 | 12,193 | 422 | 305 | 336 |
| Gift, novelty, souvenir stores | 375 | 119 | 9,092 | 5,698 | 710 | 14,922 | 13,071 | 343 | 241 | 436 |
| Music stores | 151 | 89 | 11,195 | 9,991 | 1,639 | 29,617 | 27,834 | 485 | 404 | 140 |
| Camera, photographic supply stores | 74 | 64 | 10,404 | 10,080 | 1,084 | 22,584 | 21,533 | 257 | 215 | 59 |
| Luggage, leather goods stores | 57 | 33 | (D) | (D) | (D) | (D) | (D) | (D) | (D) | (D) |
| Optical goods stores | 77 | 59 | 4,659 | 4,381 | 1,503 | 27,411 | 26,571 | 323 | 298 | 44 |
| Office, store machine and equipment dealers | 67 | 29 | 3,970 | 3,462 | 756 | 18,886 | 17,362 | 281 | 252 | 79 |
| Retail stores (except second-hand) n.e.c. | 185 | 185 | 16,291 | 16,291 | 2,759 | 55,471 | 52,723 | 915 | 813 | 146 |
| Second-hand stores | 313 | 157 | 10,518 | 8,988 | 1,479 | 28,747 | 28,063 | 404 | 371 | 321 |
| Nonstore Retailers | | | | | | | | | | |
| Total | 2,304 | 470 | 575,204 | 550,576 | 83,370 | 1,873,351 | 1,761,841 | 32,145 | 28,080 | 2,348 |
| Mail order houses | 150 | 98 | 463,551 | 462,873 | 64,030 | 1,528,344 | 1,427,481 | 26,801 | 23,319 | 109 |
| Direct selling (house-to-house) organizations | 2,025 | 301 | 95,735 | 72,709 | 17,331 | 309,739 | 299,607 | 4,879 | 4,315 | 2,100 |
| Merchandise vending machine operators | 129 | 71 | 15,918 | 14,994 | 2,009 | 35,268 | 34,753 | 465 | 446 | 139 |
| CICERO | | | | | | | | | | |
| Retail trade, total | | | | | | | | | | |
| Total | 644 | 460 | 76,795 | 67,601 | 8,143 | 154,911 | 139,827 | 2,788 | 2,118 | 967 |
| Food stores, total | | | | | | | | | | |
| Total | 228 | 110 | 21,277 | 17,617 | 1,585 | 30,995 | 25,945 | 606 | 373 | 269 |
| Grocery stores | 120 | 46 | 15,164 | 12,594 | 818 | 16,333 | 12,799 | 325 | 172 | 140 |
| Meat markets, fish (seafood) markets | 34 | 20 | 2,383 | 1,941 | 164 | 2,720 | 2,610 | 36 | 31 | 39 |
| Fruit stores, vegetable markets | 5 | 5 | 327 | 327 | 25 | 548 | 505 | 12 | 9 | 8 |
| Candy, nut, confectionery stores | 20 | 8 | 674 | 476 | 103 | 2,230 | 1,906 | 53 | 41 | 19 |
| Other food stores | 47 | 31 | 2,691 | 2,279 | 475 | 9,164 | 8,125 | 180 | 120 | 61 |
| Eating, drinking places, total | | | | | | | | | | |
| Total | 233 | 135 | 9,109 | 7,425 | 1,420 | 30,769 | 28,716 | 667 | 569 | 298 |
| Eating places | 84 | 58 | 4,467 | 4,095 | 881 | 20,507 | 19,369 | 465 | 411 | 107 |
| Drinking places | 149 | 77 | 4,642 | 3,330 | 539 | 10,262 | 9,349 | 202 | 158 | 191 |
| General merchandise group, total | | | | | | | | | | |
| Total | 21 | 11 | 1,329 | 1,085 | 158 | 3,020 | 2,451 | 71 | 44 | 27 |
| General merchandise group (except variety) | 16 | 6 | 916 | 694 | 95 | 1,793 | 1,493 | 36 | 22 | 20 |
| Variety stores | 5 | 5 | 413 | 391 | 63 | 1,227 | 958 | 35 | 22 | 7 |
| Apparel, accessories stores, total | | | | | | | | | | |
| Total | 54 | 40 | 4,517 | 4,373 | 637 | 10,163 | 8,783 | 229 | 177 | 54 |
| Shoe stores | 9 | 9 | 748 | 748 | 96 | 1,909 | 1,634 | 30 | 22 | 7 |
| Men's, boys' clothing and furnishings stores | 7 | 7 | 1,515 | 1,515 | 215 | 3,360 | 2,942 | 50 | 38 | 8 |
| Family clothing stores | 1 | 1 | (D) | (D) | (D) | (D) | (D) | (D) | (D) | (D) |
| Women's clothing, specialty stores | 27 | 19 | 1,812 | 1,758 | 274 | 3,886 | 3,552 | 125 | 105 | 28 |
| Ready-to-wear stores | (NA) | 16 | (NA) | 1,631 | 261 | 3,654 | 3,370 | 115 | 100 | (NA) |
| Other clothing, specialty stores | (NA) | 3 | (NA) | 127 | 13 | 232 | 182 | 10 | 5 | (NA) |
| Other apparel stores | 10 | 4 | (D) | (D) | (D) | (D) | (D) | (D) | (D) | (D) |
| Furniture, home furnishings, appliance dealers, total | | | | | | | | | | |
| Total | 34 | 22 | 2,685 | 2,415 | 258 | 5,192 | 4,595 | 92 | 63 | 29 |
| Furniture, home furnishings stores, antique stores | 14 | 8 | 1,288 | 1,168 | 154 | 2,512 | 2,277 | 41 | 31 | 16 |
| Household appliance, radio, TV stores | 18 | 14 | 1,397 | 1,247 | 104 | 2,680 | 2,318 | 51 | 32 | 11 |
| Automotive group | | | | | | | | | | |
| Total | 23 | 15 | 16,005 | 15,757 | 1,545 | 26,824 | 26,284 | 304 | 290 | 17 |
| Gasoline service stations | | | | | | | | | | |
| Total | 45 | 37 | 3,571 | 3,177 | 313 | 6,720 | 5,359 | 134 | 81 | 55 |

Standard Notes: (D) Withheld to avoid disclosure. (NA) Not available. n.e.c. Not elsewhere classified. XXX Not applicable. (Z) Less than \$500. ... Represents zero.
¹ Group totals may include data for establishments without payroll which could not be classified by detailed kind of business.

RETAIL TRADE—AREA STATISTICS

Table 105. RETAIL TRADE: 1954 — CITIES WITH 500 ESTABLISHMENTS OR MORE—Continued

Establishments, Sales, Payroll, and Personnel, by Kind of Business

| City and kind of business | Establishments | | Sales | | Payroll, entire year (\$1,000) | Payroll, workweek ended nearest Nov. 15 | | Paid employees, workweek ended nearest Nov. 15 | | Proprietors (unincorporated businesses only) ¹ (Number) |
|---|-----------------------------|-----------------------|--|---------------------------------------|--------------------------------|---|-------------------------|--|------------------------|--|
| | Total ¹ (Number) | With payroll (Number) | Total, all establishments ¹ (\$1,000) | Establishments with payroll (\$1,000) | | Total (Dollars) | Full workweek (Dollars) | Total (Number) | Full workweek (Number) | |
| CICERO--Con. | | | | | | | | | | |
| Lumber, bldg. mats., hardware, farm equip. dealers, total | 35 | 15 | 5,669 | 5,243 | 773 | 14,252 | 13,176 | 195 | 169 | 37 |
| Farm equipment dealers | ... | ... | ... | ... | ... | ... | ... | ... | ... | ... |
| Lumber, building materials, supplies, equipment dealers | 16 | 6 | 3,446 | 3,202 | 472 | 9,359 | 8,951 | 109 | 100 | 17 |
| Hardware stores | 19 | 9 | 2,223 | 2,041 | 301 | 4,893 | 4,225 | 86 | 69 | 20 |
| Drug stores, proprietary stores, total | 24 | 20 | 2,246 | 2,174 | 345 | 6,402 | 5,068 | 123 | 68 | 23 |
| Drug stores | (NA) | 20 | (NA) | 2,174 | 345 | 6,402 | 5,068 | 123 | 68 | (NA) |
| Proprietary stores | (NA) | ... | (NA) | ... | ... | ... | ... | ... | ... | (NA) |
| Other retail stores, total | 116 | 52 | 9,320 | 7,744 | 982 | 17,981 | 17,160 | 301 | 258 | 126 |
| Liquor stores | 26 | 14 | 2,521 | 2,007 | 161 | 2,988 | 2,625 | 53 | 36 | 29 |
| Fuel, ice dealers | 19 | 11 | 3,935 | 3,589 | 635 | 11,791 | 11,722 | 169 | 168 | 21 |
| Feed, farm, garden supply stores | ... | ... | ... | ... | ... | ... | ... | ... | ... | ... |
| Jewelry stores | 12 | 2 | 226 | (D) | (D) | (D) | (D) | (D) | (D) | (D) |
| Book, stationery stores | 6 | 2 | 158 | (D) | (D) | (D) | (D) | (D) | (D) | (D) |
| Other retail stores (except second-hand) | 42 | 22 | 2,325 | 1,911 | 167 | 2,757 | 2,439 | 68 | 48 | 44 |
| Second-hand stores | 5 | 1 | 91 | (D) | (D) | (D) | (D) | (D) | (D) | (D) |
| Nonstore retailers | 31 | 3 | 1,067 | 591 | 127 | 2,593 | 2,288 | 66 | 26 | 32 |
| DANVILLE | | | | | | | | | | |
| Retail trade, total | 546 | 388 | 68,171 | 65,483 | 8,263 | 156,768 | 144,655 | 3,358 | 2,660 | 511 |
| Food stores, total | 99 | 51 | 14,756 | 13,904 | 1,024 | 18,970 | 16,956 | 425 | 307 | 86 |
| Grocery stores | 88 | 42 | 13,799 | 12,961 | 941 | 17,391 | 15,507 | 395 | 282 | 77 |
| Meat markets, fish (seafood) markets | 4 | 4 | 815 | 815 | 65 | 1,213 | 1,160 | 21 | 18 | 4 |
| Fruit stores, vegetable markets | ... | ... | ... | ... | ... | ... | ... | ... | ... | ... |
| Candy, nut, confectionery stores | ... | ... | ... | ... | ... | ... | ... | ... | ... | ... |
| Other food stores | 4 | 2 | (D) | (D) | (D) | (D) | (D) | (D) | (D) | (D) |
| Eating, drinking places, total | 109 | 97 | 4,250 | 4,126 | 802 | 15,751 | 13,891 | 503 | 386 | 135 |
| Eating places | 66 | 56 | 2,556 | (D) | 557 | 11,008 | 9,485 | 387 | 290 | 82 |
| Drinking places | 43 | 41 | 1,694 | (D) | 245 | 4,743 | 4,396 | 116 | 96 | 53 |
| General merchandise group, total | 14 | 10 | 10,857 | 10,825 | 1,700 | 30,182 | 26,489 | 861 | 640 | 7 |
| General merchandise group (except variety) | 8 | 6 | 9,349 | (D) | 1,403 | 24,710 | 21,671 | 639 | 479 | 4 |
| Variety stores | 6 | 4 | 1,508 | (D) | 297 | 5,472 | 4,818 | 222 | 161 | 3 |
| Apparel, accessories stores, total | 53 | 51 | 5,076 | (D) | 692 | 14,172 | 12,582 | 343 | 243 | 29 |
| Shoe stores | 11 | 11 | 1,149 | 1,149 | 132 | 2,329 | 2,066 | 57 | 34 | 9 |
| Men's, boys' clothing and furnishings stores | 10 | 10 | 1,204 | 1,204 | 195 | 3,619 | 3,423 | 66 | 54 | 6 |
| Family clothing stores | 2 | 2 | (D) | (D) | (D) | (D) | (D) | (D) | (D) | (D) |
| Women's clothing, specialty stores | 26 | 24 | 2,321 | (D) | (D) | (D) | (D) | (D) | (D) | (D) |
| Ready-to-wear stores | (NA) | 13 | (NA) | (D) | (D) | (D) | (D) | (D) | (D) | (NA) |
| Other clothing, specialty stores | (NA) | 11 | (NA) | 298 | 53 | 1,819 | 1,759 | 44 | 39 | (NA) |
| Other apparel stores | 4 | 4 | 132 | 132 | 17 | 528 | 377 | 14 | 9 | -2 |
| Furniture, home furnishings, appliance dealers, total | 34 | 24 | 4,574 | 4,388 | 594 | 12,965 | 12,509 | 205 | 188 | 26 |
| Furniture, home furnishings stores, antique stores | 17 | 17 | 3,436 | 3,436 | 472 | 10,687 | 10,363 | 168 | 155 | 10 |
| Household appliance, radio, TV stores | 17 | 7 | 1,138 | 952 | 122 | 2,278 | 2,146 | 37 | 33 | 16 |
| Automotive group | 43 | 33 | 13,534 | 13,430 | 1,639 | 31,167 | 30,851 | 388 | 376 | 38 |
| Gasoline service stations | 62 | 40 | 3,277 | 2,823 | 229 | 4,479 | 4,064 | 100 | 78 | 62 |
| Lumber, bldg. mats., hardware, farm equip. dealers, total | 22 | 22 | 3,470 | 3,470 | 441 | 8,427 | 8,328 | 124 | 118 | 20 |
| Farm equipment dealers | 3 | 3 | (D) | (D) | (D) | (D) | (D) | (D) | (D) | (D) |
| Lumber, building materials, supplies, equipment dealers | 16 | 16 | 1,901 | 1,901 | 235 | 4,505 | 4,466 | 65 | 62 | 17 |
| Hardware stores | 3 | 3 | (D) | (D) | (D) | (D) | (D) | (D) | (D) | (D) |
| Drug stores, proprietary stores, total | 12 | 12 | 2,991 | 2,991 | 426 | 7,478 | 6,505 | 157 | 109 | 8 |
| Drug stores | 8 | 8 | 2,664 | 2,664 | 393 | 6,878 | 6,070 | 135 | 100 | 4 |
| Proprietary stores | 4 | 4 | 327 | 327 | 33 | 600 | 435 | 22 | 9 | 4 |
| Other retail stores, total | 74 | 44 | 4,546 | (D) | 533 | 9,878 | 9,225 | 197 | 161 | 77 |
| Liquor stores | 4 | 4 | (D) | (D) | (D) | (D) | (D) | (D) | (D) | (D) |
| Fuel, ice dealers | 8 | 6 | 335 | (D) | 28 | 592 | 556 | 13 | 10 | 10 |
| Feed, farm, garden supply stores | 2 | 2 | (D) | (D) | (D) | (D) | (D) | (D) | (D) | (D) |
| Jewelry stores | 9 | 7 | 830 | (D) | (D) | (D) | (D) | (D) | (D) | (D) |
| Book, stationery stores | 6 | 2 | (D) | (D) | (D) | (D) | (D) | (D) | (D) | (D) |
| Other retail stores (except second-hand) | 32 | 20 | 1,532 | 1,100 | 183 | 3,865 | 3,477 | 78 | 60 | 33 |
| Second-hand stores | 11 | 3 | 135 | (D) | (D) | (D) | (D) | (D) | (D) | (D) |
| Nonstore retailers | 24 | 4 | 840 | 614 | 183 | 3,299 | 3,265 | 55 | 54 | 23 |
| DECATUR | | | | | | | | | | |
| Retail trade, total | 889 | 635 | 121,087 | 117,217 | 14,463 | 277,920 | 259,760 | 5,677 | 4,704 | 894 |
| Food stores, total | 147 | 93 | 26,671 | 25,625 | 1,913 | 37,139 | 33,561 | 775 | 604 | 156 |
| Grocery stores | 117 | 71 | 25,060 | 24,056 | 1,724 | 33,250 | 30,165 | 682 | 536 | 131 |
| Meat markets, fish (seafood) markets | 6 | 6 | (D) | (D) | (D) | (D) | (D) | (D) | (D) | (D) |
| Fruit stores, vegetable markets | 2 | ... | (D) | ... | ... | ... | ... | ... | ... | (D) |
| Candy, nut, confectionery stores | 7 | 7 | 203 | 203 | 32 | 795 | 672 | 23 | 18 | 5 |
| Other food stores | 15 | 9 | (D) | (D) | (D) | (D) | (D) | (D) | (D) | (D) |
| Eating, drinking places, total | 176 | 154 | 10,164 | 9,882 | 2,033 | 41,416 | 39,124 | 1,156 | 1,011 | 222 |
| Eating places | 117 | 101 | 6,139 | 5,987 | 1,530 | 31,707 | 30,054 | 953 | 836 | 144 |
| Drinking places | 59 | 53 | 4,025 | 3,895 | 503 | 9,709 | 9,070 | 203 | 175 | 78 |

Standard Notes: (D) Withheld to avoid disclosure. (NA) Not available. n.e.c. Not elsewhere classified. XXX Not applicable. (Z) Less than \$500. ... Represents zero.

¹ Group totals may include data for establishments without payroll which could not be classified by detailed kind of business.

Table 105. RETAIL TRADE: 1954 — CITIES WITH 500 ESTABLISHMENTS OR MORE—Continued

Establishments, Sales, Payroll, and Personnel, by Kind of Business

| City and kind of business | Establishments | | Sales | | Payroll, entire year (\$1,000) | Payroll, workweek ended nearest Nov. 15 | | Paid employees, workweek ended nearest Nov. 15 | | Proprietors (unincorporated businesses only) ¹ (Number) |
|---|--------------------------------|--------------------------|---|--|-----------------------------------|---|----------------------------|--|---------------------------|---|
| | Total ¹ (Number) | With payroll (Number) | Total, all establishments ¹ (\$1,000) | Establishments with payroll (\$1,000) | | Total (Dollars) | Full workweek (Dollars) | Total (Number) | Full workweek (Number) | |
| DECATUR--Con. | | | | | | | | | | |
| General merchandise group, total | 28 | 22 | 18,188 | 18,122 | 2,849 | 55,214 | 49,067 | 1,234 | 907 | 13 |
| General merchandise group (except variety) | 18 | 14 | (D) | (D) | (D) | (D) | (D) | (D) | (D) | (D) |
| Variety stores | 10 | 8 | (D) | (D) | (D) | (D) | (D) | (D) | (D) | (D) |
| Apparel, accessories stores, total | 74 | 64 | 7,481 | 7,373 | 1,119 | 20,014 | 18,566 | 469 | 366 | 43 |
| Shoe stores | 19 | 17 | 1,704 | (D) | 225 | 3,885 | 3,690 | 82 | 62 | 10 |
| Men's, boys' clothing and furnishings stores | (NA) | 15 | (NA) | 2,243 | 327 | 5,968 | 5,604 | 126 | 101 | (NA) |
| Family clothing stores | (NA) | 2 | (NA) | (D) | (D) | (D) | (D) | (D) | (D) | (NA) |
| Women's clothing, specialty stores | 26 | 24 | 2,852 | (D) | (D) | (D) | (D) | (D) | (D) | 14 |
| Ready-to-wear stores | (NA) | 15 | (NA) | 2,445 | 340 | 6,110 | 5,922 | 174 | 136 | (NA) |
| Other clothing, specialty stores | (NA) | 9 | (NA) | (D) | (D) | (D) | (D) | (D) | (D) | (NA) |
| Other apparel stores | 6 | 6 | (D) | (D) | (D) | (D) | (D) | (D) | (D) | (D) |
| Furniture, home furnishings, appliance dealers, total | 49 | 39 | 6,275 | 6,129 | 935 | 15,419 | 14,948 | 256 | 240 | 47 |
| Furniture, home furnishings stores, antique stores | 23 | 19 | (D) | (D) | (D) | (D) | (D) | (D) | (D) | (D) |
| Household appliance, radio, TV stores | 26 | 20 | (D) | (D) | (D) | (D) | (D) | (D) | (D) | (D) |
| Automotive group | 50 | 38 | 26,330 | 25,972 | 2,352 | 46,551 | 46,075 | 548 | 532 | 34 |
| Gasoline service stations | 103 | 87 | 6,879 | 6,549 | 658 | 14,271 | 13,557 | 324 | 280 | 109 |
| Lumber, bldg. mats., hardware, farm equip. dealers, total | 47 | 31 | 5,428 | 5,036 | 829 | 15,183 | 14,547 | 248 | 223 | 41 |
| Farm equipment dealers | 4 | 4 | 278 | 278 | 28 | 887 | 780 | 17 | 14 | 4 |
| Lumber, building materials, supplies, equipment dealers | 30 | 18 | 2,730 | 2,462 | 448 | 6,971 | 6,803 | 103 | 95 | 22 |
| Hardware stores | 13 | 9 | 2,420 | 2,296 | 353 | 7,325 | 6,964 | 128 | 114 | 15 |
| Drug stores, proprietary stores, total | 23 | 21 | (D) | (D) | (D) | (D) | (D) | (D) | (D) | (D) |
| Drug stores | (NA) | 15 | (NA) | (D) | (D) | (D) | (D) | (D) | (D) | (NA) |
| Proprietary stores | (NA) | 6 | (NA) | 286 | 39 | 643 | 610 | 20 | 18 | (NA) |
| Other retail stores, total | 127 | 75 | (D) | 8,562 | 1,123 | 21,666 | 20,319 | 430 | 357 | (D) |
| Liquor stores | 13 | 9 | 1,162 | 1,044 | 82 | 1,676 | 1,556 | 29 | 25 | 16 |
| Fuel, ice dealers | 15 | 15 | (D) | (D) | (D) | (D) | (D) | (D) | (D) | (D) |
| Feed, farm, garden supply stores | 4 | 4 | 863 | 863 | 51 | 608 | 582 | 11 | 9 | 5 |
| Jewelry stores | 20 | 10 | 1,650 | 1,552 | 227 | 4,344 | 4,319 | 89 | 87 | 23 |
| Book, stationery stores | 4 | 4 | (D) | (D) | (D) | (D) | (D) | (D) | (D) | (D) |
| Other retail stores (except second-hand) | 45 | 29 | 2,522 | 2,294 | 410 | 7,684 | 6,999 | 157 | 118 | 48 |
| Second-hand stores | 10 | 4 | (D) | (D) | (D) | (D) | (D) | (D) | (D) | (D) |
| Nonstore retailers | 65 | 11 | 1,641 | (D) | (D) | (D) | (D) | (D) | (D) | (D) |
| EAST ST. LOUIS | | | | | | | | | | |
| Retail trade, total | 1,225 | 853 | 116,972 | 110,568 | 12,833 | 250,879 | 234,138 | 4,785 | 3,971 | 1,248 |
| Food stores, total | 309 | 171 | 31,367 | 28,377 | 2,089 | 40,473 | 36,084 | 801 | 607 | 348 |
| Grocery stores | 197 | 137 | 28,843 | 26,843 | 1,935 | 37,259 | 33,239 | 712 | 538 | 211 |
| Meat markets, fish (seafood) markets | 6 | 2 | (D) | (D) | (D) | (D) | (D) | (D) | (D) | (D) |
| Fruit stores, vegetable markets | 9 | 1 | (D) | (D) | (D) | (D) | (D) | (D) | (D) | (D) |
| Candy, nut, confectionery stores | 73 | 15 | 1,353 | 473 | 34 | 863 | 702 | 26 | 18 | 87 |
| Other food stores | 22 | 16 | 984 | 878 | 104 | 2,243 | 2,043 | 60 | 49 | 30 |
| Eating, drinking places, total | 319 | 247 | 11,865 | 10,809 | 1,845 | 37,612 | 34,922 | 1,086 | 929 | 383 |
| Eating places | 114 | 94 | 4,471 | 4,343 | 865 | 17,765 | 16,146 | 544 | 453 | 142 |
| Drinking places | 205 | 153 | 7,394 | 6,466 | 980 | 19,847 | 18,776 | 542 | 476 | 241 |
| General merchandise group, total | 22 | 16 | 11,026 | 10,946 | 1,723 | 35,644 | 31,704 | 647 | 451 | 19 |
| General merchandise group (except variety) | 14 | 8 | (D) | (D) | (D) | (D) | (D) | (D) | (D) | (D) |
| Variety stores | 8 | 8 | (D) | (D) | (D) | (D) | (D) | (D) | (D) | (D) |
| Apparel, accessories stores, total | 68 | 60 | 6,465 | 6,353 | 1,052 | 19,717 | 18,034 | 414 | 317 | 44 |
| Shoe stores | 19 | 17 | 1,177 | (D) | (D) | (D) | (D) | (D) | (D) | (D) |
| Men's, boys' clothing and furnishings stores | (NA) | 11 | (NA) | 1,621 | 324 | 5,405 | 5,055 | 91 | 70 | (NA) |
| Family clothing stores | (NA) | 8 | (NA) | 629 | 130 | 2,456 | 2,272 | 42 | 33 | (NA) |
| Women's clothing, specialty stores | 20 | 20 | 2,676 | 2,676 | 410 | 7,875 | 7,236 | 202 | 160 | 9 |
| Ready-to-wear stores | 12 | 12 | (D) | (D) | (D) | (D) | (D) | (D) | (D) | (D) |
| Other clothing, specialty stores | 8 | 8 | (D) | (D) | (D) | (D) | (D) | (D) | (D) | (D) |
| Other apparel stores | 6 | 4 | 282 | (D) | (D) | (D) | (D) | (D) | (D) | (D) |
| Furniture, home furnishings, appliance dealers, total | 56 | 44 | 5,300 | 5,122 | 797 | 14,658 | 14,460 | 210 | 200 | 46 |
| Furniture, home furnishings stores, antique stores | 33 | 27 | 4,219 | 4,099 | 658 | 12,494 | 12,296 | 176 | 166 | 23 |
| Household appliance, radio, TV stores | 21 | 17 | 1,073 | 1,023 | 139 | 2,164 | 2,164 | 34 | 34 | 21 |
| Automotive group | 46 | 42 | 22,379 | 22,305 | 1,892 | 32,390 | 31,872 | 445 | 430 | 26 |
| Gasoline service stations | 117 | 85 | 7,447 | 6,915 | 740 | 14,509 | 13,625 | 247 | 205 | 126 |
| Lumber, bldg. mats., hardware, farm equip. dealers, total | 61 | 41 | 6,016 | 5,684 | 696 | 13,745 | 12,881 | 190 | 162 | 57 |
| Farm equipment dealers | ••• | ••• | (D) | (D) | (D) | (D) | (D) | (D) | (D) | (D) |
| Lumber, building materials, supplies, equipment dealers | 33 | 23 | 4,080 | 3,906 | 509 | 10,421 | 9,671 | 130 | 110 | 21 |
| Hardware stores | 28 | 18 | (D) | (D) | (D) | (D) | (D) | (D) | (D) | (D) |
| Drug stores, proprietary stores, total | 46 | 44 | 3,414 | (D) | 497 | 10,140 | 9,304 | 214 | 166 | 36 |
| Drug stores | (NA) | 44 | (NA) | (D) | 497 | 10,140 | 9,304 | 214 | 166 | (NA) |
| Proprietary stores | (NA) | ••• | (NA) | ••• | ••• | ••• | ••• | ••• | ••• | (NA) |
| Other retail stores, total | 143 | 95 | 10,712 | (D) | 1,311 | 28,422 | 27,692 | 474 | 449 | 120 |
| Liquor stores | 26 | 26 | 2,484 | 2,484 | 251 | 6,341 | 6,298 | 123 | 121 | 11 |
| Fuel, ice dealers | 39 | 21 | 2,068 | 1,900 | 213 | 5,387 | 5,069 | 87 | 79 | 36 |
| Feed, farm, garden supply stores | 9 | 3 | 2,844 | (D) | (D) | (D) | (D) | (D) | (D) | (D) |
| Jewelry stores | 7 | 3 | 658 | 624 | 117 | 2,215 | 2,215 | 33 | 33 | 5 |
| Book, stationery stores | 5 | 3 | (D) | (D) | (D) | (D) | (D) | (D) | (D) | (D) |
| Other retail stores (except second-hand) | 39 | 27 | (D) | 1,498 | 294 | 6,028 | 5,704 | 115 | 103 | 41 |
| Second-hand stores | 12 | 12 | (D) | (D) | (D) | (D) | (D) | (D) | (D) | (D) |
| Nonstore retailers | 38 | 8 | 981 | 655 | 191 | 3,569 | 3,560 | 57 | 55 | 43 |

Standard Notes: (D) Withheld to avoid disclosure. (NA) Not available. n.e.c. Not elsewhere classified. XXX Not applicable. (Z) Less than \$500. ... Represents zero.
¹ Group totals may include data for establishments without payroll which could not be classified by detailed kind of business.

Table 105. RETAIL TRADE: 1954 — CITIES WITH 500 ESTABLISHMENTS OR MORE—Continued

Establishments, Sales, Payroll, and Personnel, by Kind of Business

| City and kind of business | Establishments | | Sales | | Payroll, entire year (\$1,000) | Payroll, workweek ended nearest Nov. 15 | | Paid employees, workweek ended nearest Nov. 15 | | Proprietors (unincorporated businesses only) ¹ (Number) |
|--|--------------------|--------------|--|-----------------------------|-----------------------------------|---|---------------|--|---------------|---|
| | Total ¹ | With payroll | Total, all establishments ¹ | Establishments with payroll | | Total | Full workweek | Total | Full workweek | |
| | (Number) | (Number) | (\$1,000) | (\$1,000) | | (Dollars) | (Dollars) | (Number) | (Number) | |
| EVANSTON | | | | | | | | | | |
| Retail trade, total..... | 701 | 537 | 132,483 | 128,601 | 17,734 | 350,454 | 311,549 | 6,371 | 4,679 | 618 |
| Food stores, total..... | 129 | 99 | 23,140 | 21,974 | 2,096 | 40,106 | 35,593 | 702 | 498 | 123 |
| Grocery stores..... | 71 | 53 | 19,534 | 18,682 | 1,580 | 29,172 | 26,033 | 478 | 340 | 66 |
| Meat markets, fish (seafood) markets..... | 9 | 7 | 1,080 | (D) | (D) | (D) | (D) | (D) | (D) | (D) |
| Fruit stores, vegetable markets..... | 5 | 1 | 74 | (D) | (D) | (D) | (D) | (D) | (D) | (D) |
| Candy, nut, confectionery stores..... | 10 | 10 | 432 | 432 | 76 | 1,946 | 1,568 | 37 | 26 | 8 |
| Other food stores..... | 34 | 28 | 2,020 | 1,866 | 348 | 7,183 | 6,207 | 162 | 108 | 34 |
| Eating, drinking places, total..... | 74 | 62 | 6,569 | 6,355 | 1,640 | 34,080 | 30,925 | 862 | 712 | 83 |
| Eating places..... | 69 | 59 | 6,281 | (D) | 1,603 | 33,194 | 30,124 | 844 | 697 | 76 |
| Drinking places..... | 5 | 3 | 288 | (D) | 37 | 886 | 801 | 18 | 15 | 7 |
| General merchandise group, total..... | 21 | 17 | 25,009 | 24,969 | 3,745 | 76,967 | 58,830 | 1,795 | 962 | 19 |
| General merchandise group (except variety)..... | 14 | 10 | 23,235 | 23,195 | 3,392 | 70,181 | 53,984 | 1,586 | 657 | 16 |
| Variety stores..... | 7 | 7 | 1,774 | 1,774 | 353 | 6,786 | 4,846 | 209 | 105 | 3 |
| Apparel, accessories stores, total..... | 100 | 90 | 19,015 | 18,919 | 3,176 | 64,077 | 60,109 | 1,074 | 880 | 62 |
| Shoe stores..... | 23 | 21 | 2,783 | (D) | 408 | 7,193 | 6,652 | 112 | 81 | 10 |
| Men's, boys' clothing and furnishings stores..... | 6 | 6 | 1,948 | 1,948 | 203 | 9,087 | 9,087 | 81 | 81 | 3 |
| Family clothing stores..... | 2 | 2 | (D) | (D) | (D) | (D) | (D) | (D) | (D) | (D) |
| Women's clothing, specialty stores..... | 57 | 49 | 8,510 | 8,432 | 1,767 | 33,774 | 31,978 | 606 | 521 | 36 |
| Ready-to-wear stores..... | (NA) | 22 | (NA) | 7,336 | 1,611 | 30,435 | 29,185 | 519 | 462 | (NA) |
| Other clothing, specialty stores..... | (NA) | 27 | (NA) | 1,096 | 156 | 3,339 | 2,793 | 87 | 59 | (NA) |
| Other apparel stores..... | 12 | 12 | (D) | (D) | (D) | (D) | (D) | (D) | (D) | (D) |
| Furniture, home furnishings, appliance dealers, total..... | 71 | 57 | 9,738 | 9,508 | 1,405 | 28,242 | 27,046 | 364 | 327 | 53 |
| Furniture, home furnishings stores, antique stores..... | 45 | 37 | 4,476 | 4,326 | 731 | 14,928 | 14,494 | 182 | 168 | 38 |
| Household appliance, radio, TV stores..... | 26 | 20 | 5,262 | 5,182 | 674 | 13,314 | 12,552 | 182 | 159 | 15 |
| Automotive group..... | 35 | 25 | 24,364 | 23,818 | 2,097 | 37,837 | 37,617 | 447 | 439 | 21 |
| Gasoline service stations..... | 45 | 35 | 3,948 | 3,640 | 379 | 7,783 | 6,814 | 120 | 96 | 61 |
| Lumber, bldg. mats., hardware, farm equip. dealers, total..... | 24 | 20 | 4,389 | 4,217 | 458 | 9,528 | 9,337 | 118 | 113 | 14 |
| Farm equipment dealers..... | 1 | 1 | (D) | (D) | (D) | (D) | (D) | (D) | (D) | (D) |
| Lumber, building materials, supplies, equipment dealers..... | 12 | 12 | 3,035 | 3,035 | 324 | 6,529 | 6,447 | 76 | 75 | 3 |
| Hardware stores..... | 11 | 7 | (D) | (D) | (D) | (D) | (D) | (D) | (D) | (D) |
| Drug stores, proprietary stores, total..... | 27 | 27 | 3,893 | 3,893 | 604 | 10,773 | 9,303 | 208 | 136 | 25 |
| Drug stores..... | 25 | 25 | (D) | (D) | (D) | (D) | (D) | (D) | (D) | (D) |
| Proprietary stores..... | 2 | 2 | (D) | (D) | (D) | (D) | (D) | (D) | (D) | (D) |
| Other retail stores, total..... | 140 | 94 | 9,190 | 8,548 | 1,471 | 29,387 | 24,735 | 540 | 385 | 123 |
| Liquor stores..... | *** | *** | *** | *** | *** | *** | *** | *** | *** | *** |
| Fuel, ice dealers..... | 6 | 4 | (D) | (D) | (D) | (D) | (D) | (D) | (D) | (D) |
| Feed, farm, garden supply stores..... | 2 | 2 | (D) | (D) | (D) | (D) | (D) | (D) | (D) | (D) |
| Jewelry stores..... | 15 | 7 | 730 | 620 | 141 | 2,724 | 2,566 | 45 | 38 | 12 |
| Book, stationery stores..... | 12 | 8 | 1,821 | 1,769 | 375 | 6,491 | 5,432 | 145 | 87 | 12 |
| Other retail stores (except second-hand)..... | 85 | 67 | 4,730 | 4,372 | 682 | 15,136 | 11,930 | 272 | 189 | 70 |
| Second-hand stores..... | 8 | 6 | 136 | (D) | 23 | 344 | 329 | 8 | 6 | 9 |
| Nonstore retailers..... | 35 | 11 | 3,228 | 2,760 | 663 | 11,674 | 11,240 | 141 | 131 | 34 |
| JOLIET | | | | | | | | | | |
| Retail trade, total..... | 917 | 617 | 119,086 | 111,558 | 13,873 | 259,289 | 236,177 | 4,890 | 3,753 | 956 |
| Food stores, total..... | 194 | 96 | 30,422 | 27,178 | 2,110 | 38,109 | 32,970 | 714 | 487 | 215 |
| Grocery stores..... | 150 | 70 | 28,045 | 25,109 | 1,867 | 33,256 | 28,467 | 602 | 398 | 165 |
| Meat markets, fish (seafood) markets..... | 3 | 3 | (D) | (D) | (D) | (D) | (D) | (D) | (D) | (D) |
| Fruit stores, vegetable markets..... | 3 | 3 | (D) | (D) | (D) | (D) | (D) | (D) | (D) | (D) |
| Candy, nut, confectionery stores..... | 21 | 7 | 484 | 258 | 35 | 756 | 626 | 24 | 14 | 21 |
| Other food stores..... | 15 | 13 | 637 | (D) | 118 | 2,132 | 2,041 | 59 | 50 | 18 |
| Eating, drinking places, total..... | 236 | 162 | 8,521 | 7,145 | 1,300 | 25,836 | 23,063 | 656 | 510 | 279 |
| Eating places..... | 102 | 78 | 3,905 | 3,665 | 846 | 16,911 | 15,071 | 455 | 356 | 124 |
| Drinking places..... | 134 | 84 | 4,616 | 3,480 | 454 | 8,925 | 7,992 | 201 | 154 | 155 |
| General merchandise group, total..... | 20 | 18 | 17,989 | (D) | 2,716 | 51,526 | 45,662 | 1,228 | 871 | 14 |
| General merchandise group (except variety)..... | 12 | 10 | 15,117 | (D) | 2,260 | 42,542 | 38,610 | 944 | 693 | 10 |
| Variety stores..... | 8 | 8 | 2,872 | 2,872 | 456 | 8,984 | 7,052 | 284 | 178 | 4 |
| Apparel, accessories stores, total..... | 70 | 60 | 8,100 | 8,002 | 1,167 | 21,832 | 19,587 | 491 | 360 | 58 |
| Shoe stores..... | 16 | 14 | 1,653 | (D) | (D) | (D) | (D) | (D) | (D) | (D) |
| Men's, boys' clothing and furnishings stores..... | (NA) | 10 | (NA) | (D) | (D) | (D) | (D) | (D) | (D) | (NA) |
| Family clothing stores..... | (NA) | 6 | (NA) | 2,557 | 343 | 6,687 | 5,807 | 175 | 122 | (NA) |
| Women's clothing, specialty stores..... | 31 | 25 | 1,798 | 1,716 | 232 | 4,262 | 3,717 | 109 | 80 | 31 |
| Ready-to-wear stores..... | (NA) | 16 | (NA) | (D) | (D) | (D) | (D) | (D) | (D) | (NA) |
| Other clothing, specialty stores..... | (NA) | 9 | (NA) | (D) | (D) | (D) | (D) | (D) | (D) | (NA) |
| Other apparel stores..... | 5 | 5 | 293 | 293 | 43 | 983 | 907 | 20 | 16 | 6 |
| Furniture, home furnishings, appliance dealers, total..... | 42 | 34 | 6,002 | 5,878 | 1,087 | 17,785 | 16,749 | 259 | 232 | 36 |
| Furniture, home furnishings stores, antique stores..... | 20 | 18 | 2,986 | (D) | 590 | 9,986 | 9,135 | 149 | 129 | 20 |
| Household appliance, radio, TV stores..... | 22 | 16 | 3,016 | (D) | 497 | 7,799 | 7,614 | 110 | 103 | 16 |
| Automotive group..... | 38 | 26 | 18,177 | 17,677 | 1,707 | 32,719 | 31,869 | 374 | 348 | 33 |
| Gasoline service stations..... | 105 | 73 | 7,467 | 6,525 | 546 | 11,076 | 9,649 | 223 | 160 | 129 |
| Lumber, bldg. mats., hardware, farm equip. dealers, total..... | 41 | 29 | 7,236 | 6,788 | 1,050 | 17,795 | 17,568 | 227 | 213 | 34 |
| Farm equipment dealers..... | 5 | 3 | (D) | (D) | (D) | (D) | (D) | (D) | (D) | (D) |
| Lumber, building materials, supplies, equipment dealers..... | 28 | 20 | 4,677 | 4,417 | 710 | 11,933 | 11,791 | 141 | 133 | 21 |
| Hardware stores..... | 8 | 6 | (D) | (D) | (D) | (D) | (D) | (D) | (D) | (D) |
| Drug stores, proprietary stores, total..... | 28 | 26 | 4,400 | (D) | 673 | 12,127 | 10,708 | 228 | 168 | 22 |
| Drug stores..... | (NA) | 23 | (NA) | (D) | (D) | (D) | (D) | (D) | (D) | (NA) |
| Proprietary stores..... | (NA) | 3 | (NA) | (D) | (D) | (D) | (D) | (D) | (D) | (NA) |

Standard Notes: (D) Withheld to avoid disclosure. (NA) Not available. n.e.c. Not elsewhere classified. XXX Not applicable. (Z) Less than \$500. ... Represents zero.
¹ Group totals may include data for establishments without payroll which could not be classified by detailed kind of business.

Table 105. RETAIL TRADE: 1954 — CITIES WITH 500 ESTABLISHMENTS OR MORE—Continued

Establishments, Sales, Payroll, and Personnel, by Kind of Business

| City and kind of business | Establishments | | Sales | | Payroll, entire year (\$1,000) | Payroll, workweek ended nearest Nov. 15 | | Paid employees, workweek ended nearest Nov. 15 | | Proprietors (unincorporated businesses only) ¹ (Number) |
|--|--------------------------------|--------------------------|---|--|-----------------------------------|---|----------------------------|--|---------------------------|---|
| | Total ¹ (Number) | With payroll (Number) | Total, all establishments ¹ (\$1,000) | Establishments with payroll (\$1,000) | | Total (Dollars) | Full workweek (Dollars) | Total (Number) | Full workweek (Number) | |
| JOLET--Con. | | | | | | | | | | |
| Other retail stores, total..... | 112 | 84 | 8,722 | 8,216 | 979 | 18,466 | 16,730 | 341 | 269 | 109 |
| Liquor stores..... | 18 | 14 | 2,398 | 2,174 | 138 | 2,650 | 2,265 | 46 | 33 | 20 |
| Fuel, ice dealers..... | 20 | 18 | 1,609 | (D) | 165 | 3,377 | 3,099 | 52 | 49 | 25 |
| Feed, farm, garden supply stores..... | 6 | 6 | 1,024 | 1,024 | 135 | 2,579 | 2,496 | 39 | 34 | 4 |
| Jewelry stores..... | 11 | 9 | 757 | (D) | (D) | (D) | (D) | (D) | (D) | (D) |
| Book, stationery stores..... | 5 | 3 | (D) | (D) | (D) | (D) | (D) | (D) | (D) | (D) |
| Other retail stores (except second-hand)..... | 34 | 30 | 2,125 | (D) | (D) | (D) | (D) | (D) | (D) | (D) |
| Second-hand stores..... | 8 | 4 | (D) | (D) | (D) | (D) | (D) | (D) | (D) | (D) |
| Nonstore retailers..... | 31 | 9 | 2,050 | 1,810 | 538 | 12,018 | 11,622 | 149 | 135 | 27 |
| MOLINE | | | | | | | | | | |
| Retail trade, total..... | 527 | 395 | 63,458 | 60,968 | 7,044 | 136,786 | 123,262 | 2,878 | 2,153 | 509 |
| Food stores, total..... | 94 | 50 | 15,193 | 14,285 | 985 | 19,319 | 15,521 | 455 | 255 | 99 |
| Grocery stores..... | 69 | 43 | 14,236 | 13,650 | 898 | 17,683 | 14,198 | 423 | 236 | 71 |
| Meat markets, fish (seafood) markets..... | 4 | 2 | 498 | (D) | (D) | (D) | (D) | (D) | (D) | (D) |
| Fruit stores, vegetable markets..... | 4 | ••• | (D) | (D) | (D) | (D) | (D) | (D) | (D) | (D) |
| Candy, nut, confectionery stores..... | 4 | 2 | (D) | (D) | (D) | (D) | (D) | (D) | (D) | (D) |
| Other food stores..... | 13 | 3 | (D) | (D) | (D) | (D) | (D) | (D) | (D) | (D) |
| Eating, drinking places, total..... | 128 | 108 | 5,735 | 5,477 | 1,034 | 21,042 | 19,585 | 553 | 469 | 154 |
| Eating places..... | 65 | 55 | 3,018 | 2,960 | 636 | 14,012 | 13,121 | 398 | 342 | 75 |
| Drinking places..... | 63 | 53 | 2,717 | 2,517 | 398 | 7,030 | 6,464 | 155 | 127 | 79 |
| General merchandise group, total..... | 20 | 18 | 8,428 | (D) | 1,297 | 24,581 | 21,598 | 605 | 412 | 4 |
| General merchandise group (except variety)..... | 14 | 12 | 6,895 | (D) | 1,000 | 19,204 | 16,991 | 430 | 294 | 4 |
| Variety stores..... | 6 | 6 | 1,533 | 1,533 | 297 | 5,376 | 4,607 | 175 | 118 | ••• |
| Apparel, accessories stores, total..... | 50 | 46 | 3,216 | 3,124 | 449 | 8,245 | 7,396 | 222 | 153 | 46 |
| Shoe stores..... | 13 | 11 | 677 | (D) | 91 | 1,534 | 1,410 | 36 | 27 | 5 |
| Men's, boys' clothing and furnishings stores..... | 10 | 10 | 808 | 808 | 99 | 1,577 | 1,451 | 41 | 29 | 9 |
| Family clothing stores..... | 3 | 3 | (D) | (D) | (D) | (D) | (D) | (D) | (D) | (D) |
| Women's clothing, specialty stores..... | 18 | 18 | 1,360 | 1,360 | 217 | 4,477 | 3,878 | 128 | 80 | 18 |
| Ready-to-wear stores..... | 12 | 12 | 1,181 | 1,181 | 183 | 3,773 | 3,345 | 109 | 70 | 17 |
| Other clothing, specialty stores..... | 6 | 6 | 179 | (D) | 34 | 704 | 533 | 19 | 10 | 1 |
| Other apparel stores..... | 4 | 4 | (D) | (D) | (D) | (D) | (D) | (D) | (D) | (D) |
| Furniture, home furnishings, appliance dealers, total..... | 35 | 25 | 2,847 | 2,667 | 374 | 7,574 | 6,788 | 132 | 110 | 37 |
| Furniture, home furnishings stores, antique stores..... | 14 | 12 | 1,662 | (D) | 239 | 4,681 | 4,238 | 86 | 71 | 10 |
| Household appliance, radio, TV stores..... | 21 | 13 | 1,185 | (D) | 135 | 2,893 | 2,550 | 46 | 39 | 27 |
| Automotive group..... | 29 | 29 | 13,965 | 13,965 | 1,266 | 22,646 | 22,153 | 302 | 290 | 12 |
| Gasoline service stations..... | 60 | 44 | 4,148 | 3,618 | 360 | 7,764 | 6,476 | 158 | 99 | 72 |
| Lumber, bldg. mats., hardware, farm equip. dealers, total..... | 15 | 13 | 1,979 | (D) | 276 | 5,802 | 5,628 | 83 | 73 | 7 |
| Farm equipment dealers..... | 1 | 1 | (D) | (D) | (D) | (D) | (D) | (D) | (D) | (D) |
| Lumber, building materials, supplies, equipment dealers..... | 8 | 6 | 1,539 | (D) | 215 | 4,622 | 4,548 | 60 | 57 | 4 |
| Hardware stores..... | 6 | 6 | (D) | (D) | (D) | (D) | (D) | (D) | (D) | (D) |
| Drug stores, proprietary stores, total..... | 13 | 13 | 2,105 | 2,105 | 277 | 5,404 | 4,836 | 115 | 81 | 5 |
| Drug stores..... | 12 | 12 | (D) | (D) | (D) | (D) | (D) | (D) | (D) | (D) |
| Proprietary stores..... | 1 | 1 | (D) | (D) | (D) | (D) | (D) | (D) | (D) | (D) |
| Other retail stores, total..... | 61 | 45 | 4,638 | 4,304 | 569 | 11,464 | 10,372 | 209 | 169 | 50 |
| Liquor stores..... | 7 | 5 | 463 | (D) | (D) | (D) | (D) | (D) | (D) | (D) |
| Fuel, ice dealers..... | 7 | 7 | 775 | 775 | 90 | 2,096 | 1,836 | 34 | 27 | 6 |
| Feed, farm, garden supply stores..... | 6 | 2 | 816 | (D) | (D) | (D) | (D) | (D) | (D) | (D) |
| Jewelry stores..... | 8 | 6 | 714 | (D) | 129 | 2,178 | 1,965 | 34 | 28 | 8 |
| Book, stationery stores..... | 2 | 2 | (D) | (D) | (D) | (D) | (D) | (D) | (D) | (D) |
| Other retail stores (except second-hand)..... | 27 | 21 | 1,326 | 1,208 | 186 | 3,558 | 3,124 | 77 | 58 | 25 |
| Second-hand stores..... | 2 | 2 | (D) | (D) | (D) | (D) | (D) | (D) | (D) | (D) |
| Nonstore retailers..... | 22 | 4 | 1,204 | 1,036 | 157 | 2,945 | 2,909 | 44 | 42 | 23 |
| OAK PARK | | | | | | | | | | |
| Retail trade, total..... | 531 | 381 | 118,961 | 116,125 | 14,272 | 266,898 | 239,108 | 4,776 | 3,490 | 466 |
| Food stores, total..... | 101 | 63 | 19,032 | 17,996 | 1,558 | 30,317 | 26,149 | 554 | 381 | 100 |
| Grocery stores..... | 55 | 35 | 16,480 | 15,940 | 1,313 | 24,649 | 21,119 | 445 | 297 | 49 |
| Meat markets, fish (seafood) markets..... | 10 | 6 | 822 | 626 | 49 | 1,000 | 938 | 11 | 9 | 13 |
| Fruit stores, vegetable markets..... | 9 | 3 | 235 | 99 | 9 | 110 | 110 | 4 | 4 | 9 |
| Candy, nut, confectionery stores..... | 8 | 6 | 306 | (D) | 31 | 997 | 923 | 18 | 14 | 7 |
| Other food stores..... | 17 | 13 | 1,169 | (D) | 156 | 3,561 | 3,059 | 76 | 57 | 20 |
| Eating, drinking places, total..... | 51 | 41 | 2,980 | 2,832 | 660 | 12,502 | 11,397 | 307 | 251 | 54 |
| Eating places..... | 48 | 38 | (D) | (D) | (D) | (D) | (D) | (D) | (D) | (D) |
| Drinking places..... | 3 | 3 | (D) | (D) | (D) | (D) | (D) | (D) | (D) | (D) |
| General merchandise group, total..... | 14 | 12 | 16,622 | (D) | 2,830 | 58,020 | 49,393 | 1,254 | 816 | 9 |
| General merchandise group (except variety)..... | 4 | 4 | (D) | (D) | (D) | (D) | (D) | (D) | (D) | (D) |
| Variety stores..... | 10 | 8 | (D) | (D) | (D) | (D) | (D) | (D) | (D) | (D) |
| Apparel, accessories stores, total..... | 90 | 78 | 19,076 | 18,868 | 3,059 | 58,206 | 49,974 | 1,048 | 705 | 55 |
| Shoe stores..... | 23 | 21 | 3,652 | (D) | 571 | 9,839 | 8,109 | 167 | 97 | 5 |
| Men's, boys' clothing and furnishings stores..... | 6 | 6 | 1,827 | 1,827 | 290 | 5,043 | 4,833 | 65 | 50 | 3 |
| Family clothing stores..... | 5 | 5 | 6,212 | 6,212 | 992 | 19,518 | 15,072 | 364 | 193 | 4 |
| Women's clothing, specialty stores..... | 41 | 37 | 6,576 | 6,516 | 1,087 | 21,622 | 19,903 | 418 | 339 | 26 |
| Ready-to-wear stores..... | (NA) | 21 | (NA) | 5,081 | 902 | 17,382 | 16,307 | 318 | 271 | (NA) |
| Other clothing, specialty stores..... | (NA) | 16 | (NA) | 1,435 | 185 | 4,240 | 3,596 | 100 | 68 | (NA) |
| Other apparel stores..... | 15 | 9 | 809 | (D) | 119 | 2,184 | 2,057 | 34 | 26 | 17 |

Standard Notes: (D) Withheld to avoid disclosure. (NA) Not available. n.e.c. Not elsewhere classified. XXX Not applicable. (Z) Less than \$500. ... Represents zero.
¹Group totals may include data for establishments without payroll which could not be classified by detailed kind of business.

RETAIL TRADE—AREA STATISTICS

Table 105. RETAIL TRADE: 1954 — CITIES WITH 500 ESTABLISHMENTS OR MORE—Continued

Establishments, Sales, Payroll, and Personnel, by Kind of Business

| City and kind of business | Establishments | | Sales | | Payroll, entire year (\$1,000) | Payroll, workweek ended nearest Nov. 15 | | Paid employees, workweek ended nearest Nov. 15 | | Proprietors (unincorporated businesses only) ¹ (Number) |
|---|--------------------------------|--------------------------|---|--|-----------------------------------|---|----------------------------|--|---------------------------|---|
| | Total ¹ (Number) | With payroll (Number) | Total, all establishments ¹ (\$1,000) | Establishments with payroll (\$1,000) | | Total (Dollars) | Full workweek (Dollars) | Total (Number) | Full workweek (Number) | |
| OAK PARK--Con. | | | | | | | | | | |
| Furniture, home furnishings, appliance dealers, total | 34 | 22 | 2,901 | 2,653 | 541 | 10,098 | 9,903 | 137 | 129 | 26 |
| Furniture, home furnishings stores, antique stores | 19 | 15 | 1,901 | 1,863 | 413 | 7,314 | 7,177 | 93 | 88 | 12 |
| Household appliance, radio, TV stores | 13 | 7 | 862 | 790 | 128 | 2,784 | 2,726 | 44 | 41 | 10 |
| Automotive group | 23 | 23 | 41,159 | 41,145 | 3,316 | 52,796 | 52,280 | 599 | 589 | 11 |
| Gasoline service stations | 47 | 39 | 3,592 | 3,248 | 290 | 6,426 | 5,410 | 119 | 76 | 54 |
| Lumber, bldg. mats., hardware, farm equip. dealers, total | 19 | 17 | 3,247 | (D) | 612 | 12,580 | 12,039 | 150 | 135 | 15 |
| Farm equipment dealers | ••• | ••• | ••• | ••• | ••• | ••• | ••• | ••• | ••• | ••• |
| Lumber, building materials, supplies, equipment dealers | 9 | 9 | 1,901 | 1,901 | 388 | 8,047 | 7,609 | 92 | 82 | 7 |
| Hardware stores | 10 | 8 | 1,346 | (D) | 224 | 4,533 | 4,430 | 58 | 53 | 8 |
| Drug stores, proprietary stores, total | 33 | 29 | 4,174 | 4,090 | 529 | 9,128 | 7,296 | 208 | 123 | 32 |
| Drug stores | (NA) | 29 | (NA) | (D) | (D) | (D) | (D) | (D) | (D) | (NA) |
| Proprietary stores | (NA) | ••• | (NA) | (D) | (D) | (D) | (D) | (D) | (D) | (NA) |
| Other retail stores, total | 81 | 49 | 4,580 | 4,206 | 615 | 11,878 | 10,890 | 237 | 191 | 70 |
| Liquor stores | ••• | ••• | ••• | ••• | ••• | ••• | ••• | ••• | ••• | ••• |
| Fuel, ice dealers | 1 | 1 | (D) | (D) | (D) | (D) | (D) | (D) | (D) | (D) |
| Feed, farm, garden supply stores | 1 | 1 | (D) | (D) | (D) | (D) | (D) | (D) | (D) | (D) |
| Jewelry stores | 9 | 5 | 674 | 616 | 107 | 1,878 | 1,816 | 30 | 26 | 6 |
| Book, stationery stores | 6 | 6 | 266 | 266 | 34 | 777 | 675 | 18 | 12 | 7 |
| Other retail stores (except second-hand) | 53 | 33 | 2,888 | 2,660 | 374 | 7,690 | 6,886 | 164 | 132 | 41 |
| Second-hand stores | 5 | 3 | (D) | (D) | (D) | (D) | (D) | (D) | (D) | (D) |
| Nonstore retailers | 38 | 8 | 1,598 | 1,288 | 262 | 4,947 | 4,377 | 163 | 94 | 40 |
| PEORIA | | | | | | | | | | |
| Retail trade, total | 1,471 | 1,109 | 188,586 | 182,858 | 23,873 | 484,747 | 439,684 | 9,755 | 7,344 | 1,434 |
| Food stores, total | 253 | 183 | 35,909 | 34,469 | 2,447 | 48,959 | 42,376 | 1,028 | 685 | 275 |
| Grocery stores | 175 | 129 | 31,627 | 30,497 | 1,930 | 37,967 | 32,994 | 776 | 520 | 199 |
| Meat markets, fish (seafood) markets | 9 | 9 | 1,743 | (D) | (D) | (D) | (D) | (D) | (D) | (D) |
| Fruit stores, vegetable markets | 5 | 5 | 547 | 547 | 25 | 493 | 428 | 14 | 10 | 7 |
| Candy, nut, confectionery stores | 31 | 17 | (D) | (D) | (D) | (D) | (D) | (D) | (D) | (D) |
| Other food stores | 33 | 23 | (D) | 1,167 | 281 | 6,192 | 5,449 | 150 | 100 | 25 |
| Eating, drinking places, total | 340 | 270 | 13,628 | 12,566 | 2,726 | 54,342 | 48,109 | 1,436 | 1,112 | 395 |
| Eating places | 160 | 134 | 7,062 | 6,752 | 1,848 | 36,388 | 32,471 | 1,038 | 813 | 190 |
| Drinking places | 180 | 136 | 6,566 | 5,814 | 878 | 17,954 | 15,638 | 398 | 299 | 205 |
| General merchandise group, total | 46 | 38 | 32,972 | 32,840 | 5,121 | 119,478 | 101,032 | 2,904 | 1,823 | 33 |
| General merchandise group (except variety) | 22 | 22 | 28,483 | 28,483 | 4,321 | 97,090 | 87,049 | 2,146 | 1,509 | 9 |
| Variety stores | 24 | 16 | 4,489 | 4,357 | 800 | 22,388 | 13,983 | 758 | 314 | 24 |
| Apparel, accessories stores, total | 116 | 102 | 12,880 | 12,732 | 2,036 | 39,474 | 36,506 | 814 | 622 | 61 |
| Shoe stores | 38 | 30 | 3,169 | (D) | 426 | 8,262 | 7,396 | 177 | 117 | 22 |
| Men's, boys' clothing and furnishings stores | 14 | 14 | (D) | (D) | (D) | (D) | (D) | (D) | (D) | (D) |
| Family clothing stores | 8 | 8 | 1,349 | 1,349 | 328 | 6,088 | 5,673 | 140 | 116 | 2 |
| Women's clothing, specialty stores | 38 | 36 | (D) | (D) | (D) | (D) | (D) | (D) | (D) | 18 |
| Ready-to-wear stores | (NA) | 19 | (NA) | 3,171 | 434 | 8,707 | 7,676 | 208 | 151 | (NA) |
| Other clothing, specialty stores | (NA) | 17 | (NA) | (D) | (D) | (D) | (D) | (D) | (D) | (NA) |
| Other apparel stores | 14 | 14 | 752 | 752 | 121 | 2,682 | 2,614 | 49 | 44 | 10 |
| Furniture, home furnishings, appliance dealers, total | 94 | 68 | 13,227 | 12,821 | 1,965 | 41,091 | 39,270 | 622 | 567 | 85 |
| Furniture, home furnishings stores, antique stores | 45 | 33 | 9,201 | 9,073 | 1,413 | 30,412 | 29,590 | 446 | 419 | 36 |
| Household appliance, radio, TV stores | 49 | 35 | 4,026 | 3,748 | 552 | 10,679 | 9,680 | 176 | 148 | 49 |
| Automotive group | 68 | 52 | 35,901 | 35,597 | 3,612 | 63,915 | 62,922 | 799 | 756 | 52 |
| Gasoline service stations | 166 | 134 | 10,492 | 9,788 | 926 | 18,548 | 15,505 | 409 | 276 | 185 |
| Lumber, bldg. mats., hardware, farm equip. dealers, total | 63 | 47 | 7,334 | 7,102 | 962 | 18,024 | 17,628 | 253 | 232 | 57 |
| Farm equipment dealers | 1 | 1 | (D) | (D) | (D) | (D) | (D) | (D) | (D) | (D) |
| Lumber, building materials, supplies, equipment dealers | 33 | 29 | 5,760 | 5,724 | 781 | 14,259 | 14,133 | 166 | 178 | 27 |
| Hardware stores | 29 | 17 | (D) | (D) | (D) | (D) | (D) | (D) | (D) | (D) |
| Drug stores, proprietary stores, total | 55 | 51 | 6,744 | 6,720 | 928 | 17,541 | 15,506 | 420 | 313 | 39 |
| Drug stores | (NA) | 50 | (NA) | (D) | (D) | (D) | (D) | (D) | (D) | (NA) |
| Proprietary stores | (NA) | 1 | (NA) | (D) | (D) | (D) | (D) | (D) | (D) | (NA) |
| Other retail stores, total | 185 | 143 | 13,194 | 12,574 | 1,925 | 37,657 | 35,321 | 698 | 593 | 171 |
| Liquor stores | 26 | 24 | 2,311 | (D) | (D) | (D) | (D) | (D) | (D) | (D) |
| Fuel, ice dealers | 15 | 13 | 1,290 | (D) | 167 | 2,779 | 2,585 | 47 | 40 | 16 |
| Feed, farm, garden supply stores | 7 | 5 | 1,109 | (D) | 94 | 1,905 | 1,823 | 27 | 25 | 6 |
| Jewelry stores | 22 | 16 | 1,296 | (D) | (D) | (D) | (D) | (D) | (D) | (D) |
| Book, stationery stores | 6 | 2 | (D) | (D) | (D) | (D) | (D) | (D) | (D) | (D) |
| Other retail stores (except second-hand) | 82 | 70 | 5,467 | 5,403 | 989 | 20,988 | 19,694 | 395 | 337 | 75 |
| Second-hand stores | 19 | 13 | (D) | (D) | (D) | (D) | (D) | (D) | (D) | (D) |
| Nonstore retailers | 85 | 21 | 6,305 | 5,649 | 1,225 | 25,718 | 25,509 | 372 | 365 | 81 |
| QUINCY | | | | | | | | | | |
| Retail trade, total | 606 | 462 | 58,482 | 55,988 | 6,649 | 133,377 | 124,377 | 2,986 | 2,410 | 633 |
| Food stores, total | 114 | 76 | 12,768 | 11,930 | 894 | 16,028 | 14,323 | 407 | 275 | 128 |
| Grocery stores | 97 | 63 | 12,022 | 11,226 | 784 | 14,284 | 12,814 | 345 | 234 | 108 |
| Meat markets, fish (seafood) markets | 5 | 3 | 274 | (D) | 17 | 20 | 20 | 1 | 1 | 5 |
| Fruit stores, vegetable markets | ••• | ••• | ••• | ••• | ••• | ••• | ••• | ••• | ••• | ••• |
| Candy, nut, confectionery stores | 4 | 2 | (D) | (D) | (D) | (D) | (D) | (D) | (D) | (D) |
| Other food stores | 8 | 8 | 346 | 338 | (D) | (D) | (D) | (D) | (D) | (D) |

Standard Notes: (D) Withheld to avoid disclosure. (NA) Not available. n.e.c. Not elsewhere classified. XXX Not applicable. (Z) Less than \$500. ... Represents zero.
¹ Group totals may include data for establishments without payroll which could not be classified by detailed kind of business.

Table 105. RETAIL TRADE: 1954 — CITIES WITH 500 ESTABLISHMENTS OR MORE—Continued

Establishments, Sales, Payroll, and Personnel, by Kind of Business

| City and kind of business | Establishments | | Sales | | Payroll, entire year (\$1,000) | Payroll, workweek ended nearest Nov. 15 | | Paid employees, workweek ended nearest Nov. 15 | | Proprietors (unincorporated businesses only) ² (Number) |
|--|--------------------------------|--------------------------|---|--|-----------------------------------|---|----------------------------|--|---------------------------|---|
| | Total ¹ (Number) | With payroll (Number) | Total, all establishments ¹ (\$1,000) | Establishments with payroll (\$1,000) | | Total (Dollars) | Full workweek (Dollars) | Total (Number) | Full workweek (Number) | |
| QUINCY -- Con. | | | | | | | | | | |
| Eating, drinking places, total..... | 157 | 133 | 5,539 | 5,145 | 867 | 18,668 | 17,201 | 572 | 452 | 178 |
| Eating places..... | 51 | 45 | 2,340 | 2,242 | 488 | 10,630 | 9,911 | 336 | 266 | 60 |
| Drinking places..... | 106 | 88 | 3,199 | 2,903 | 379 | 8,038 | 7,290 | 236 | 186 | 118 |
| General merchandise group, total..... | 16 | 16 | 8,870 | 8,870 | 1,233 | 25,988 | 24,418 | 643 | 529 | 6 |
| General merchandise group (except variety)..... | 8 | 8 | (D) | (D) | (D) | (D) | (D) | (D) | (D) | (D) |
| Variety stores..... | 8 | 8 | (D) | (D) | (D) | (D) | (D) | (D) | (D) | (D) |
| Apparel, accessories stores, total..... | 48 | 42 | (D) | (D) | (D) | (D) | (D) | (D) | (D) | (D) |
| Shoe stores..... | 14 | 14 | 1,245 | 1,245 | 196 | 3,356 | 2,881 | 72 | 52 | 3 |
| Men's, boys' clothing and furnishings stores..... | 8 | 8 | 966 | 966 | 82 | 1,903 | 1,698 | 45 | 31 | 9 |
| Family clothing stores..... | 2 | 2 | (D) | (D) | (D) | (D) | (D) | (D) | (D) | (D) |
| Women's clothing, specialty stores..... | 17 | 15 | 1,127 | (D) | 118 | 2,174 | 1,961 | 69 | 54 | 8 |
| Ready-to-wear stores..... | (NA) | 9 | (NA) | 981 | 99 | 1,810 | 1,676 | 57 | 46 | (NA) |
| Other clothing, specialty stores..... | (NA) | 6 | (NA) | (D) | 19 | 364 | 285 | 12 | 8 | (NA) |
| Other apparel stores..... | 5 | 3 | (D) | (D) | (D) | (D) | (D) | (D) | (D) | (D) |
| Furniture, home furnishings, appliance dealers, total..... | 32 | 24 | 4,296 | 4,204 | 571 | 10,895 | 10,113 | 210 | 183 | 39 |
| Furniture, home furnishings stores, antique stores..... | 22 | 14 | (D) | (D) | (D) | (D) | (D) | (D) | (D) | (D) |
| Household appliance, radio, TV stores..... | 10 | 10 | (D) | (D) | (D) | (D) | (D) | (D) | (D) | (D) |
| Automotive group..... | 30 | 22 | 8,251 | 8,017 | 766 | 15,266 | 15,080 | 221 | 217 | 40 |
| Gasoline service stations..... | 53 | 33 | 2,126 | 1,818 | 139 | 3,141 | 2,888 | 75 | 59 | 57 |
| Lumber, bldg. mats., hardware, farm equip. dealers, total..... | 32 | 32 | 5,532 | 5,532 | 799 | 16,149 | 15,692 | 239 | 229 | 30 |
| Farm equipment dealers..... | 6 | 6 | (D) | (D) | (D) | (D) | (D) | (D) | (D) | (D) |
| Lumber, building materials, supplies, equipment dealers..... | 21 | 21 | 3,081 | 3,081 | 501 | 14,400 | 9,957 | 149 | 141 | 20 |
| Hardware stores..... | 5 | 5 | (D) | (D) | (D) | (D) | (D) | (D) | (D) | (D) |
| Drug stores, proprietary stores, total..... | 14 | 14 | (D) | (D) | (D) | (D) | (D) | (D) | (D) | (D) |
| Drug stores..... | 14 | 14 | (D) | (D) | (D) | (D) | (D) | (D) | (D) | (D) |
| Proprietary stores..... | ... | ... | ... | ... | ... | ... | ... | ... | ... | ... |
| Other retail stores, total..... | 84 | 62 | 4,375 | 4,155 | 535 | 10,518 | 9,667 | 206 | 167 | 86 |
| Liquor stores..... | 4 | 4 | 280 | 280 | 18 | 310 | 195 | 12 | 4 | 4 |
| Fuel, ice dealers..... | 14 | 12 | (D) | (D) | (D) | (D) | (D) | (D) | (D) | (D) |
| Feed, farm, garden supply stores..... | 4 | 2 | (D) | (D) | (D) | (D) | (D) | (D) | (D) | (D) |
| Jewelry stores..... | 10 | 8 | 577 | (D) | 87 | 1,647 | 1,579 | 30 | 28 | 14 |
| Book, stationery stores..... | 1 | 1 | (D) | (D) | (D) | (D) | (D) | (D) | (D) | (D) |
| Other retail stores (except second-hand)..... | 36 | 30 | 1,398 | 1,302 | 246 | 5,150 | 4,792 | 90 | 77 | 36 |
| Second-hand stores..... | 9 | 5 | (D) | (D) | (D) | (D) | (D) | (D) | (D) | (D) |
| Nonstore retailers..... | 26 | 8 | (D) | 474 | 80 | 1,445 | 1,445 | 27 | 27 | (D) |
| ROCK ISLAND | | | | | | | | | | |
| Retail trade, total..... | 559 | 427 | 59,390 | 56,542 | 6,828 | 126,752 | 116,009 | 2,654 | 2,101 | 567 |
| Food stores, total..... | 104 | 72 | 14,286 | 13,260 | 850 | 16,327 | 12,951 | 389 | 213 | 104 |
| Grocery stores..... | 73 | 53 | 13,084 | 12,348 | 749 | 14,169 | 11,078 | 332 | 176 | 73 |
| Meat markets, fish (seafood) markets..... | 5 | 3 | 405 | (D) | (D) | (D) | (D) | (D) | (D) | (D) |
| Fruit stores, vegetable markets..... | 4 | ... | 59 | (D) | (D) | (D) | (D) | (D) | (D) | (D) |
| Candy, nut, confectionery stores..... | 3 | 3 | 72 | 72 | 9 | 176 | 161 | 6 | 5 | 5 |
| Other food stores..... | 19 | 13 | 666 | 514 | 81 | 1,742 | 1,552 | 46 | 29 | 15 |
| Eating, drinking places, total..... | 157 | 139 | 6,598 | 6,290 | 1,178 | 24,280 | 22,713 | 585 | 510 | 187 |
| Eating places..... | 73 | 63 | 2,636 | 2,520 | 536 | 11,644 | 11,277 | 324 | 298 | 92 |
| Drinking places..... | 84 | 76 | 3,962 | 3,770 | 642 | 12,636 | 11,436 | 261 | 212 | 95 |
| General merchandise group, total..... | 16 | 10 | 5,359 | 5,287 | 817 | 15,581 | 14,650 | 408 | 337 | 12 |
| General merchandise group (except variety)..... | 13 | 7 | (D) | (D) | (D) | (D) | (D) | (D) | (D) | (D) |
| Variety stores..... | 3 | 3 | (D) | (D) | (D) | (D) | (D) | (D) | (D) | (D) |
| Apparel, accessories stores, total..... | 44 | 38 | 3,501 | 3,407 | 412 | 8,466 | 7,120 | 203 | 129 | 34 |
| Shoe stores..... | 8 | 8 | (D) | (D) | (D) | (D) | (D) | (D) | (D) | (D) |
| Men's, boys' clothing and furnishings stores..... | (NA) | 13 | (NA) | 1,177 | 116 | 2,604 | 2,024 | 70 | 35 | (NA) |
| Family clothing stores..... | (NA) | 2 | (NA) | (D) | (D) | (D) | (D) | (D) | (D) | (NA) |
| Women's clothing, specialty stores..... | 11 | 11 | 871 | (D) | 129 | 2,491 | 1,998 | 59 | 38 | 5 |
| Ready-to-wear stores..... | 7 | 7 | (D) | (D) | (D) | (D) | (D) | (D) | (D) | (D) |
| Other clothing, specialty stores..... | 4 | 4 | (D) | (D) | (D) | (D) | (D) | (D) | (D) | (D) |
| Other apparel stores..... | 8 | 4 | 270 | 216 | 32 | 727 | 695 | 13 | 12 | 8 |
| Furniture, home furnishings, appliance dealers, total..... | 27 | 19 | 2,487 | 2,313 | 279 | 4,813 | 4,574 | 86 | 73 | 28 |
| Furniture, home furnishings stores, antique stores..... | 12 | 10 | 1,368 | (D) | 163 | 2,637 | 2,535 | 47 | 40 | 13 |
| Household appliance, radio, TV stores..... | 15 | 9 | 1,119 | (D) | 116 | 2,176 | 2,039 | 39 | 33 | 15 |
| Automotive group..... | 34 | 24 | 11,856 | 11,400 | 1,166 | 19,521 | 19,230 | 271 | 258 | 31 |
| Gasoline service stations..... | 45 | 39 | 3,578 | 3,332 | 287 | 5,743 | 4,579 | 128 | 78 | 55 |
| Lumber, bldg. mats., hardware, farm equip. dealers, total..... | 13 | 11 | 2,382 | (D) | 210 | 4,747 | 4,378 | 70 | 63 | 12 |
| Farm equipment dealers..... | ... | ... | ... | ... | ... | ... | ... | ... | ... | ... |
| Lumber, building materials, supplies, equipment dealers..... | 6 | 6 | 1,846 | 1,846 | 181 | 4,157 | 3,788 | 58 | 51 | 2 |
| Hardware stores..... | 7 | 5 | 536 | (D) | 29 | 590 | 590 | 12 | 12 | 10 |
| Drug stores, proprietary stores, total..... | 21 | 19 | 2,280 | (D) | 383 | 6,836 | 6,095 | 136 | 101 | 10 |
| Drug stores..... | (NA) | 19 | (NA) | (D) | 383 | 6,836 | 6,095 | 136 | 101 | (NA) |
| Proprietary stores..... | (NA) | ... | (NA) | ... | ... | ... | ... | ... | ... | (NA) |
| Other retail stores, total..... | 66 | 50 | 5,346 | 5,242 | 959 | 15,435 | 14,792 | 315 | 279 | 63 |
| Liquor stores..... | 13 | 13 | 1,746 | 1,746 | 129 | 2,413 | 2,100 | 52 | 36 | 8 |
| Fuel, ice dealers..... | 7 | 7 | 734 | 734 | 145 | 2,585 | 2,585 | 37 | 37 | 8 |
| Feed, farm, garden supply stores..... | 1 | 1 | (D) | (D) | (D) | (D) | (D) | (D) | (D) | (D) |
| Jewelry stores..... | 9 | 7 | 540 | (D) | 104 | 1,855 | 1,784 | 28 | 25 | 5 |
| Book, stationery stores..... | ... | ... | ... | ... | ... | ... | ... | ... | ... | ... |
| Other retail stores (except second-hand)..... | 29 | 21 | 2,226 | 2,176 | 576 | 8,554 | 8,323 | 196 | 181 | 34 |
| Second-hand stores..... | 5 | 1 | (D) | (D) | (D) | (D) | (D) | (D) | (D) | (D) |
| Nonstore retailers..... | 32 | 6 | 1,717 | 1,463 | 287 | 5,003 | 4,927 | 63 | 60 | 31 |

Standard Notes: (D) Withheld to avoid disclosure. (NA) Not available. n.e.c. Not elsewhere classified. XXX Not applicable. (Z) Less than \$500. ... Represents zero
¹Group totals may include data for establishments without payroll which could not be classified by detailed kind of business.

Table 105. RETAIL TRADE: 1954 — CITIES WITH 500 ESTABLISHMENTS OR MORE—Continued

Establishments, Sales, Payroll, and Personnel, by Kind of Business

| City and kind of business | Establishments | | Sales | | Payroll, entire year (\$1,000) | Payroll, workweek ended nearest Nov. 15 | | Paid employees, workweek ended nearest Nov. 15 | | Proprietors (unincorporated businesses only) ¹ (Number) |
|--|--------------------------------|--------------------------|---|--|-----------------------------------|---|----------------------------|--|---------------------------|---|
| | Total ¹ (Number) | With payroll (Number) | Total, all establishments ² (\$1,000) | Establishments with payroll (\$1,000) | | Total (Dollars) | Full workweek (Dollars) | Total (Number) | Full workweek (Number) | |
| ROCKFORD | | | | | | | | | | |
| Retail trade, total..... | 1,339 | 979 | 176,247 | 165,133 | 20,804 | 401,463 | 367,631 | 7,551 | 5,900 | 1,456 |
| Food stores, total..... | 285 | 161 | 35,640 | 31,284 | 2,435 | 45,787 | 39,048 | 930 | 619 | 349 |
| Grocery stores..... | 204 | 98 | 31,485 | 27,467 | 1,809 | 33,882 | 28,053 | 656 | 399 | 254 |
| Meat markets, fish (seafood) markets..... | 19 | 17 | 1,657 | (D) | 146 | 2,648 | 2,578 | 37 | 32 | 23 |
| Fruit stores, vegetable markets..... | 7 | 5 | 315 | (D) | (D) | (D) | (D) | (D) | (D) | (D) |
| Candy, nut, confectionery stores..... | 12 | 10 | 428 | (D) | (D) | (D) | (D) | (D) | (D) | (D) |
| Other food stores..... | 43 | 31 | 1,755 | 1,565 | 384 | 7,672 | 7,087 | 192 | 159 | 52 |
| Eating, drinking places, total..... | 273 | 247 | 14,595 | 14,045 | 2,612 | 54,398 | 47,915 | 1,419 | 1,053 | 359 |
| Eating places..... | 157 | 143 | 7,882 | 7,644 | 1,836 | 38,871 | 34,013 | 1,120 | 827 | 197 |
| Drinking places..... | 116 | 104 | 6,713 | 6,401 | 776 | 15,527 | 13,902 | 299 | 226 | 162 |
| General merchandise group, total..... | 34 | 30 | 19,748 | 19,720 | 3,149 | 61,398 | 54,608 | 1,594 | 1,208 | 20 |
| General merchandise group (except variety)..... | 20 | 18 | (D) | (D) | (D) | (D) | (D) | (D) | (D) | (D) |
| Variety stores..... | 14 | 12 | (D) | (D) | (D) | (D) | (D) | (D) | (D) | (D) |
| Apparel, accessories stores, total..... | 135 | 109 | 12,625 | 12,007 | 1,857 | 33,348 | 30,509 | 679 | 515 | 104 |
| Shoe stores..... | 31 | 29 | 2,798 | (D) | (D) | (D) | (D) | (D) | (D) | (D) |
| Men's, boys' clothing and furnishings stores..... | (NA) | 23 | (NA) | 3,384 | 615 | 11,361 | 10,575 | 165 | 129 | (NA) |
| Family clothing stores..... | (NA) | 7 | (NA) | (D) | (D) | (D) | (D) | (D) | (D) | (NA) |
| Women's clothing, specialty stores..... | 57 | 39 | 4,777 | 4,403 | 690 | 12,567 | 11,319 | 313 | 235 | 51 |
| Ready-to-wear stores..... | (NA) | 20 | (NA) | 3,666 | 554 | 9,938 | 8,969 | 251 | 192 | (NA) |
| Other clothing, specialty stores..... | (NA) | 19 | (NA) | 737 | 136 | 2,629 | 2,350 | 62 | 45 | (NA) |
| Other apparel stores..... | 11 | 11 | (D) | (D) | (D) | (D) | (D) | (D) | (D) | (D) |
| Furniture, home furnishings, appliance dealers, total..... | 77 | 57 | 13,347 | 12,829 | 2,189 | 39,349 | 36,800 | 530 | 462 | 65 |
| Furniture, home furnishings stores, antique stores..... | 35 | 25 | 7,650 | 7,480 | 1,479 | 24,929 | 22,950 | 320 | 281 | 22 |
| Household appliance, radio, TV stores..... | 42 | 32 | 5,697 | 5,349 | 710 | 14,420 | 13,847 | 210 | 181 | 43 |
| Automotive group..... | 78 | 52 | 34,268 | 32,814 | 3,039 | 59,137 | 58,523 | 677 | 645 | 69 |
| Gasoline service stations..... | 125 | 91 | 9,310 | 8,148 | 638 | 13,244 | 11,669 | 239 | 172 | 165 |
| Lumber, bldg. mats., hardware, farm equip. dealers, total..... | 70 | 58 | 15,791 | 15,085 | 1,978 | 38,884 | 37,822 | 504 | 472 | 60 |
| Farm equipment dealers..... | 5 | 5 | 1,701 | 1,701 | 239 | 4,971 | 4,932 | 50 | 48 | 3 |
| Lumber, building materials, supplies, equipment dealers..... | 36 | 28 | 10,195 | 9,725 | 1,276 | 24,506 | 24,085 | 303 | 295 | 26 |
| Hardware stores..... | 29 | 25 | 3,895 | 3,659 | 463 | 9,407 | 8,805 | 151 | 129 | 31 |
| Drug stores, proprietary stores, total..... | 46 | 44 | 5,909 | (D) | (D) | (D) | (D) | (D) | (D) | (D) |
| Drug stores..... | (NA) | 44 | (NA) | (D) | (D) | (D) | (D) | (D) | (D) | (NA) |
| Proprietary stores..... | (NA) | ••• | (NA) | ••• | ••• | ••• | ••• | ••• | ••• | (NA) |
| Other retail stores, total..... | 145 | 113 | 11,018 | (D) | (D) | (D) | (D) | (D) | (D) | (D) |
| Liquor stores..... | 14 | 12 | 1,948 | (D) | (D) | (D) | (D) | (D) | (D) | (D) |
| Fuel, ice dealers..... | 12 | 10 | (D) | (D) | (D) | (D) | (D) | (D) | (D) | (D) |
| Feed, farm, garden supply stores..... | 5 | 5 | 502 | 502 | 69 | 1,994 | 1,994 | 19 | 19 | 2 |
| Jewelry stores..... | 25 | 19 | (D) | (D) | (D) | (D) | (D) | (D) | (D) | (D) |
| Book, stationery stores..... | 8 | 8 | 549 | 549 | 124 | 2,453 | 2,016 | 39 | 30 | 4 |
| Other retail stores (except second-hand)..... | 65 | 53 | 4,292 | 3,988 | 656 | 12,972 | 11,965 | 243 | 194 | 66 |
| Second-hand stores..... | 8 | 6 | 526 | (D) | 85 | 1,598 | 1,593 | 21 | 21 | 9 |
| Nonstore retailers..... | 71 | 17 | 4,056 | 2,884 | 550 | 10,467 | 10,228 | 151 | 146 | 72 |
| SPRINGFIELD | | | | | | | | | | |
| Retail trade, total..... | 1,211 | 913 | 155,782 | 49,878 | 18,669 | 377,572 | 345,526 | 7,722 | 6,327 | 1,212 |
| Food stores, total..... | 208 | 136 | 30,279 | 28,245 | 1,973 | 38,224 | 34,092 | 812 | 602 | 219 |
| Grocery stores..... | 159 | 101 | 28,027 | 26,287 | 1,689 | 32,697 | 29,648 | 678 | 512 | 169 |
| Meat markets, fish (seafood) markets..... | 9 | 5 | 287 | (D) | (D) | (D) | (D) | (D) | (D) | (D) |
| Fruit stores, vegetable markets..... | 2 | 2 | (D) | (D) | (D) | (D) | (D) | (D) | (D) | (D) |
| Candy, nut, confectionery stores..... | 10 | 8 | 414 | (D) | 53 | 1,468 | 1,167 | 35 | 25 | 11 |
| Other food stores..... | 26 | 20 | (D) | (D) | (D) | (D) | (D) | (D) | (D) | (D) |
| Eating, drinking places, total..... | 348 | 266 | 14,294 | 13,044 | 2,493 | 55,665 | 50,211 | 1,548 | 1,183 | 423 |
| Eating places..... | 153 | 131 | 8,392 | 7,978 | 1,874 | 39,339 | 35,760 | 1,116 | 911 | 190 |
| Drinking places..... | 195 | 135 | 5,902 | 5,066 | 619 | 16,326 | 14,451 | 432 | 272 | 233 |
| General merchandise group, total..... | 25 | 19 | 21,041 | 20,987 | 3,120 | 59,189 | 53,058 | 1,429 | 1,185 | 18 |
| General merchandise group (except variety)..... | 18 | 12 | 17,964 | 17,910 | 2,634 | 49,753 | 44,869 | 1,122 | 980 | 14 |
| Variety stores..... | 7 | 7 | 3,077 | 3,077 | 486 | 9,436 | 8,189 | 307 | 205 | 4 |
| Apparel, accessories stores, total..... | 85 | 77 | 11,255 | (D) | (D) | (D) | (D) | (D) | (D) | (D) |
| Shoe stores..... | 28 | 20 | 2,039 | 1,861 | 220 | 4,426 | 4,005 | 85 | 58 | 17 |
| Men's, boys' clothing and furnishings stores..... | 15 | 15 | (D) | (D) | (D) | (D) | (D) | (D) | (D) | (D) |
| Family clothing stores..... | 3 | 3 | 419 | 419 | 66 | 977 | 901 | 24 | 19 | ••• |
| Women's clothing, specialty stores..... | 30 | 30 | (D) | (D) | (D) | (D) | (D) | (D) | (D) | (D) |
| Ready-to-wear stores..... | 17 | 17 | 4,793 | 4,793 | 756 | 12,979 | 10,849 | 353 | 259 | 8 |
| Other clothing, specialty stores..... | 13 | 13 | (D) | (D) | (D) | (D) | (D) | (D) | (D) | (D) |
| Other apparel stores..... | 9 | 9 | (D) | (D) | (D) | (D) | (D) | (D) | (D) | (D) |
| Furniture, home furnishings, appliance dealers, total..... | 63 | 51 | 10,724 | (D) | (D) | (D) | (D) | (D) | (D) | (D) |
| Furniture, home furnishings stores, antique stores..... | 32 | 28 | (D) | (D) | (D) | (D) | (D) | (D) | (D) | (D) |
| Household appliance, radio, TV stores..... | 31 | 23 | (D) | (D) | (D) | (D) | (D) | (D) | (D) | (D) |
| Automotive group..... | 47 | 43 | 25,966 | 25,880 | 2,197 | 47,101 | 46,335 | 676 | 651 | 38 |
| Gasoline service stations..... | 117 | 99 | 9,820 | 8,940 | 772 | 15,269 | 13,552 | 318 | 240 | 117 |
| Lumber, bldg. mats., hardware, farm equip. dealers, total..... | 49 | 45 | 11,618 | 11,460 | 1,740 | 31,508 | 29,898 | 431 | 395 | 44 |
| Farm equipment dealers..... | 7 | 7 | 837 | 837 | 94 | 1,961 | 1,806 | 32 | 29 | 13 |
| Lumber, building materials, supplies, equipment dealers..... | 28 | 24 | 9,379 | 9,221 | 1,461 | 25,353 | 24,097 | 324 | 298 | 19 |
| Hardware stores..... | 14 | 14 | 1,402 | 1,402 | 185 | 4,194 | 3,995 | 75 | 68 | 12 |


Standard Notes: (D) Withheld to avoid disclosure. (NA) Not available. n.e.c. Not elsewhere classified. XXX Not applicable. (Z) Less than \$500. ... Represents zero.
¹ Group totals may include data for establishments without payroll which could not be classified by detailed kind of business.

Table 105. RETAIL TRADE: 1954 — CITIES WITH 200 ESTABLISHMENTS OR MORE—Continued

Establishments, Sales, Payroll, and Personnel, by Kind of Business

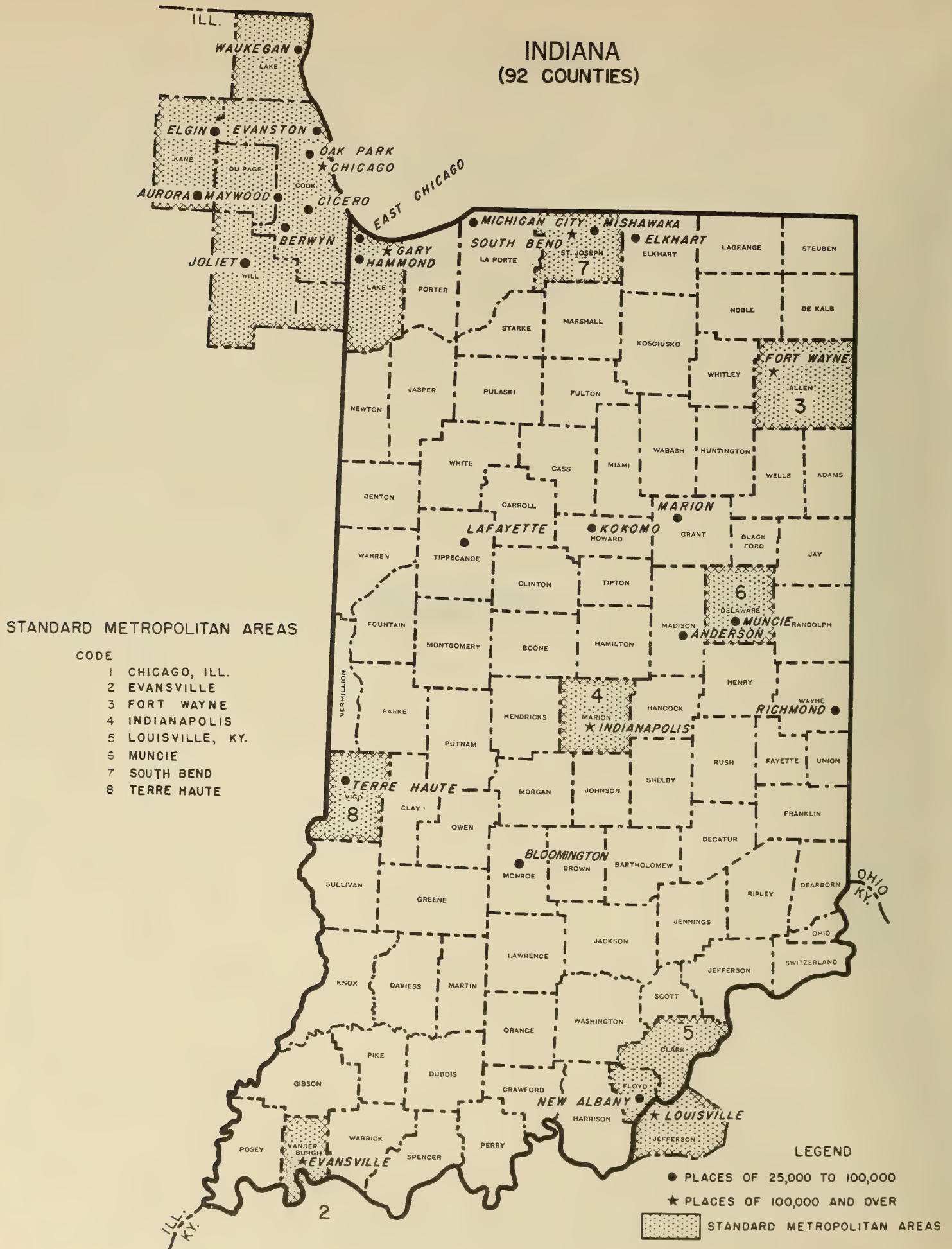
| City and kind of business | Establishments | | Sales | | Payroll, entire year (\$1,000) | Payroll, workweek ended nearest Nov. 15 | | Paid employees, workweek ended nearest Nov. 15 | | Proprietors (unincorporated businesses only) ¹ (Number) |
|--|--------------------------------|--------------------------|---|--|-----------------------------------|---|----------------------------|--|---------------------------|---|
| | Total ¹ (Number) | With payroll (Number) | Total, all establishments ¹ (\$1,000) | Establishments with payroll (\$1,000) | | Total (Dollars) | Full workweek (Dollars) | Total (Number) | Full workweek (Number) | |
| SPRINGFIELD--Con | | | | | | | | | | |
| Drug stores, proprietary stores, total..... | 38 | 38 | 6,126 | 6,126 | 840 | 15,497 | 13,041 | 389 | 272 | 29 |
| Drug stores..... | 38 | 38 | 6,126 | 6,126 | 840 | 15,497 | 13,041 | 389 | 272 | 29 |
| Proprietary stores..... | ... | ... | ... | ... | ... | ... | ... | ... | ... | ... |
| Other retail stores, total..... | 155 | 119 | 10,726 | 10,238 | 1,365 | 25,902 | 24,569 | 475 | 422 | 134 |
| Liquor stores..... | 23 | 17 | (D) | (D) | (D) | (D) | (D) | (D) | (D) | (D) |
| Fuel, ice dealers..... | 24 | 12 | 1,288 | 1,186 | 169 | 3,502 | 3,339 | 56 | 52 | 22 |
| Feed, farm, garden supply stores..... | 7 | 5 | 1,166 | (D) | 98 | 2,016 | 1,976 | 26 | 24 | 4 |
| Jewelry stores..... | 16 | 14 | (D) | (D) | (D) | (D) | (D) | (D) | (D) | (D) |
| Book, stationery stores..... | 8 | 6 | (D) | (D) | (D) | (D) | (D) | (D) | (D) | (D) |
| Other retail stores (except second-hand)..... | 57 | 53 | (D) | (D) | (D) | (D) | (D) | (D) | (D) | (D) |
| Second-hand stores..... | 14 | 12 | (D) | (D) | (D) | (D) | (D) | (D) | (D) | (D) |
| Nonstore retailers..... | 76 | 20 | 3,933 | (D) | (D) | (D) | (D) | (D) | (D) | (D) |
| WAUKEGAN | | | | | | | | | | |
| Retail trade, total..... | 587 | 443 | 81,305 | 77,427 | 9,640 | 185,517 | 166,771 | 3,563 | 2,573 | 614 |
| Food stores, total..... | 109 | 73 | 18,203 | 17,189 | 1,427 | 27,359 | 23,423 | 524 | 330 | 117 |
| Grocery stores..... | 74 | 50 | 15,734 | 14,878 | 1,032 | 19,793 | 17,035 | 364 | 233 | 83 |
| Meat markets, fish (seafood) markets..... | 4 | 5 | 990 | 890 | 72 | 1,320 | 1,107 | 23 | 13 | 9 |
| Fruit stores, vegetable markets..... | 4 | ... | 44 | (D) | (D) | (D) | (D) | (D) | (D) | (D) |
| Candy, nut, confectionery stores..... | 4 | 2 | 134 | (D) | (D) | (D) | (D) | (D) | (D) | (D) |
| Other food stores..... | 18 | 16 | 1,301 | (D) | (D) | (D) | (D) | (D) | (D) | (D) |
| Eating, drinking places, total..... | 148 | 116 | 6,103 | 5,223 | 914 | 17,726 | 15,573 | 432 | 334 | 196 |
| Eating places..... | 78 | 62 | 2,549 | 2,197 | 505 | 9,770 | 9,043 | 276 | 227 | 96 |
| Drinking places..... | 70 | 54 | 3,554 | 3,026 | 409 | 7,956 | 6,530 | 156 | 107 | 100 |
| General merchandise group, total..... | 15 | 15 | 13,086 | 13,086 | 2,040 | 43,715 | 38,476 | 831 | 604 | 10 |
| General merchandise group (except variety)..... | 7 | 7 | 11,313 | 11,313 | 1,733 | 37,692 | 33,525 | 652 | 484 | 3 |
| Variety stores..... | 8 | 8 | 1,773 | 1,773 | 307 | 6,023 | 4,951 | 179 | 120 | 7 |
| Apparel, accessories stores, total..... | 54 | 54 | 7,746 | 7,746 | 1,102 | 21,687 | 19,554 | 461 | 337 | 33 |
| Shoe stores..... | 16 | 16 | 1,390 | 1,390 | 216 | 3,991 | 3,453 | 68 | 44 | 6 |
| Men's, boys' clothing and furnishings stores..... | 9 | 9 | 1,885 | 1,885 | 231 | 4,129 | 3,929 | 51 | 41 | 12 |
| Family clothing stores..... | 3 | 3 | 400 | 400 | 54 | 1,269 | 992 | 31 | 18 | 1 |
| Women's clothing, specialty stores..... | 21 | 21 | 3,788 | 3,788 | 581 | 11,800 | 10,747 | 299 | 224 | 7 |
| Ready-to-wear stores..... | 13 | 13 | 3,282 | 3,282 | 500 | 10,056 | 9,221 | 247 | 189 | 4 |
| Other clothing, specialty stores..... | 8 | 8 | 506 | 506 | 81 | 1,744 | 1,526 | 52 | 35 | 3 |
| Other apparel stores..... | 5 | 5 | 283 | 283 | 20 | 498 | 433 | 12 | 10 | 7 |
| Furniture, home furnishings, appliance dealers, total..... | 41 | 31 | 5,749 | 5,581 | 773 | 13,861 | 13,101 | 203 | 181 | 39 |
| Furniture, home furnishings stores, antique stores..... | 26 | 20 | 4,482 | 4,348 | 612 | 10,754 | 10,008 | 161 | 140 | 23 |
| Household appliance, radio, TV stores..... | 15 | 11 | 1,267 | 1,233 | 161 | 3,107 | 3,093 | 42 | 41 | 16 |
| Automotive group..... | 21 | 17 | 12,618 | 12,254 | 1,315 | 23,873 | 23,548 | 298 | 287 | 20 |
| Gasoline service stations..... | 52 | 42 | 4,412 | 3,998 | 359 | 6,713 | 5,726 | 132 | 84 | 59 |
| Lumber, bldg. mats., hardware, farm equip. dealers, total..... | 21 | 17 | 3,240 | 3,166 | 433 | 8,240 | 7,986 | 107 | 97 | 16 |
| Farm equipment dealers..... | 1 | 1 | (D) | (D) | (D) | (D) | (D) | (D) | (D) | (D) |
| Lumber, building materials, supplies, equipment dealers..... | 14 | 10 | 1,940 | 1,866 | 258 | 4,821 | 4,821 | 58 | 58 | 10 |
| Hardware stores..... | 6 | 6 | (D) | (D) | (D) | (D) | (D) | (D) | (D) | (D) |
| Drug stores, proprietary stores, total..... | 14 | 12 | 2,906 | (D) | 368 | 6,430 | 5,280 | 130 | 82 | 10 |
| Drug stores..... | (NA) | 12 | (NA) | (D) | 368 | 6,430 | 5,280 | 130 | 82 | (NA) |
| Proprietary stores..... | (NA) | ... | (NA) | ... | ... | ... | ... | ... | ... | (NA) |
| Other retail stores, total..... | 81 | 57 | 4,630 | (D) | 501 | 9,971 | 8,973 | 190 | 145 | 85 |
| Liquor stores..... | 15 | 9 | 905 | 731 | 45 | 999 | 750 | 17 | 11 | 18 |
| Fuel, ice dealers..... | 11 | 9 | 1,234 | (D) | 110 | 1,961 | 1,916 | 29 | 28 | 10 |
| Feed, farm, garden supply stores..... | 5 | 1 | 49 | (D) | (D) | (D) | (D) | (D) | (D) | (D) |
| Jewelry stores..... | 8 | 6 | 520 | (D) | 95 | 1,760 | 1,735 | 28 | 26 | 6 |
| Book, stationery stores..... | 6 | 2 | 291 | (D) | (D) | (D) | (D) | (D) | (D) | (D) |
| Other retail stores (except second-hand)..... | 30 | 28 | 1,540 | (D) | 217 | 4,712 | 4,255 | 102 | 73 | 35 |
| Second-hand stores..... | 4 | 2 | 79 | (D) | (D) | (D) | (D) | (D) | (D) | (D) |
| Nonstore retailers..... | 31 | 9 | 2,612 | 2,300 | 408 | 5,942 | 5,131 | 255 | 92 | 29 |

Standard Notes: (D) Withheld to avoid disclosure. (NA) Not available. n.e.c. Not elsewhere classified. XXX Not applicable. (Z) Less than \$500. ... Represents zero.
¹ Group totals may include data for establishments without payroll which could not be classified by detailed kind of business.



INDIANA

INDIANA (92 COUNTIES)



STANDARD METROPOLITAN AREAS

CODE

- 1 CHICAGO, ILL.
- 2 EVANSVILLE
- 3 FORT WAYNE
- 4 INDIANAPOLIS
- 5 LOUISVILLE, KY.
- 6 MUNCIE
- 7 SOUTH BEND
- 8 TERRE HAUTE

LEGEND

- PLACES OF 25,000 TO 100,000
- ★ PLACES OF 100,000 AND OVER
- ▨ STANDARD METROPOLITAN AREAS

CONTENTS

| <u>Table</u> | Page |
|--|-------|
| 101. Retail Trade: 1954 - The State..... | 14-4 |
| 101A. Retail Trade: 1954 and 1948 - The State..... | 14-5 |
| 102. Retail Trade: 1954 - Counties; Cities of 2,500 Inhabitants or More..... | 14-6 |
| 102A. Retail Trade: 1948 - Counties; Cities of 2,500 Inhabitants or More..... | 14-14 |
| 103. Retail Trade: 1954 - Standard Metropolitan Areas..... | 14-16 |
| 103A. Retail Trade: 1948 - Standard Metropolitan Areas..... | 14-26 |
| 104. Retail Trade: 1954 - Counties With 500 Establishments or More..... | 14-27 |
| 105. Retail Trade: 1954 - Cities With 500 Establishments or More..... | 14-33 |

Table 101. RETAIL TRADE: 1954 — THE STATE — Continued

Establishments, Sales, Payroll, and Personnel, by Kind of Business

| Kind of business | Establishments | | Sales | | Payroll, entire year (\$1,000) | Payroll, workweek ended nearest Nov. 15 | | Paid employees, workweek ended nearest Nov. 15 | | Proprietors (unincorporated businesses only) ¹ (Number) |
|--|--------------------------------|--------------------------|---|--|-----------------------------------|---|----------------------------|--|---------------------------|---|
| | Total ¹ (Number) | With payroll (Number) | Total, all establishments ¹ (\$1,000) | Establishments with payroll (\$1,000) | | Total (Dollars) | Full workweek (Dollars) | Total (Number) | Full workweek (Number) | |
| Other Retail Stores—Con. | | | | | | | | | | |
| Jewelry stores..... | 623 | 455 | 39,372 | 37,282 | 6,525 | 130,809 | 123,377 | 2,153 | 1,875 | 585 |
| Book stores..... | 59 | 43 | 3,251 | 3,049 | 403 | 6,951 | 5,907 | 190 | 133 | 55 |
| Stationery stores..... | 67 | 47 | 5,331 | 5,085 | 912 | 15,129 | 14,181 | 283 | 238 | 57 |
| Sporting goods stores..... | 225 | 159 | 11,064 | 10,268 | 1,221 | 23,929 | 22,191 | 441 | 370 | 217 |
| Bicycle stores..... | 39 | 25 | 1,151 | 1,009 | 111 | 1,919 | 1,669 | 39 | 28 | 41 |
| Florists..... | 336 | 262 | 11,010 | 10,208 | 1,728 | 33,088 | 29,639 | 790 | 599 | 419 |
| Cigar stores, stands..... | 168 | 120 | 5,235 | 4,805 | 609 | 12,168 | 11,418 | 319 | 267 | 181 |
| News dealers, newsstands..... | 84 | 56 | 3,592 | 3,206 | 322 | 6,440 | 4,796 | 215 | 137 | 89 |
| Gift, novelty, souvenir stores..... | 206 | 100 | 4,387 | 3,311 | 411 | 8,790 | 7,966 | 291 | 243 | 228 |
| Music stores..... | 166 | 114 | 10,174 | 9,346 | 1,269 | 23,421 | 22,105 | 427 | 366 | 163 |
| Camera, photographic supply stores..... | 59 | 53 | 6,718 | 6,488 | 1,010 | 19,324 | 18,942 | 398 | 373 | 45 |
| Luggage, leather goods stores..... | 22 | 18 | 2,349 | 2,281 | 410 | 7,545 | 6,967 | 159 | 138 | 20 |
| Optical goods stores..... | 29 | 25 | 1,418 | 1,356 | 266 | 5,115 | 5,036 | 60 | 57 | 21 |
| Office, store machine and equipment dealers..... | 64 | 48 | 5,111 | 4,723 | 947 | 18,708 | 18,112 | 291 | 262 | 70 |
| Retail stores (except second-hand) n.e.c..... | 217 | 217 | 8,726 | 8,726 | 1,472 | 29,010 | 26,756 | 533 | 439 | 204 |
| Second-hand stores..... | 317 | 181 | 9,284 | 7,974 | 1,310 | 26,440 | 23,630 | 567 | 463 | 340 |
| Nonstore Retailers | | | | | | | | | | |
| Total..... | 1,413 | 365 | 85,281 | 74,657 | 12,712 | 233,777 | 224,670 | 3,702 | 3,406 | 1,390 |
| Mail order houses..... | 37 | 31 | 17,921 | 17,889 | 1,855 | 28,996 | 25,777 | 640 | 526 | 23 |
| Direct selling (house-to-house) organizations..... | 1,259 | 257 | 52,342 | 42,294 | 9,305 | 175,771 | 171,060 | 2,627 | 2,489 | 1,262 |
| Merchandise vending machine operators..... | 117 | 77 | 15,018 | 14,474 | 1,552 | 29,010 | 27,833 | 435 | 391 | 105 |

Standard Notes: (D) Withheld to avoid disclosure. (NA) Not available. n.e.c. Not elsewhere classified. XXX Not applicable. (Z) Less than \$500. ... Represents zero.
¹ Group totals may include data for establishments without payroll which could not be classified by detailed kind of business.

Table 101A. RETAIL TRADE: 1954 AND 1948¹ — THE STATE

Establishments and Sales by Kind of Business

| Kind of business | 1954 | | | | 1948 ¹ | | | |
|---|--------------------------------|--------------------------|---|--|-------------------|--------------------------|--|--|
| | Establishments | | Sales | | Establishments | | Sales | |
| | Total ² (Number) | With payroll (Number) | Total, all establishments ² (\$1,000) | Establishments with payroll (\$1,000) | Total (Number) | With payroll (Number) | Total, all establishments (\$1,000) | Establishments with payroll (\$1,000) |
| Retail trade, total..... | 41,624 | 31,544 | 4,512,673 | 4,322,295 | 43,189 | 31,169 | 3,499,445 | 3,262,245 |
| Food stores, total..... | 8,233 | 5,307 | 980,930 | 911,382 | 10,958 | 6,196 | 741,390 | 635,405 |
| Grocery stores..... | 6,812 | 4,362 | 910,044 | 847,578 | 9,302 | 5,078 | 671,841 | 573,541 |
| Other food stores..... | 1,401 | 945 | 70,622 | 63,804 | 1,656 | 1,118 | 69,549 | 61,864 |
| Eating, drinking places, total..... | 7,543 | 6,737 | 324,911 | 312,581 | 7,760 | 6,477 | 255,172 | 238,915 |
| Eating places..... | 4,730 | 4,226 | 190,417 | 184,153 | 4,777 | 4,011 | 142,122 | 135,379 |
| Drinking places..... | 2,803 | 2,511 | 134,392 | 128,428 | 2,983 | 2,466 | 113,050 | 103,536 |
| General merchandise group..... | 1,519 | 1,203 | 485,059 | 477,385 | 1,519 | 1,130 | 431,370 | 423,556 |
| Apparel, accessories stores, total..... | 2,622 | 2,382 | 239,822 | 236,176 | 2,368 | 1,999 | 217,383 | 211,319 |
| Shoe stores..... | 598 | 554 | 49,260 | 48,574 | 501 | 446 | 37,912 | 36,857 |
| Other apparel stores..... | 1,982 | 1,828 | 189,980 | 187,602 | 1,867 | 1,553 | 179,471 | 174,462 |
| Furniture, home furnishings, appliance dealers..... | 2,465 | 1,881 | 224,783 | 215,349 | 2,228 | 1,694 | 175,167 | 166,214 |
| Automotive group..... | 2,535 | 2,125 | 878,416 | 866,930 | 2,705 | 2,324 | 588,182 | 573,145 |
| Gasoline service stations..... | 5,188 | 3,838 | 320,660 | 291,436 | 5,572 | 3,462 | 207,879 | 168,343 |
| Lumber, bldg. mats., hardware, farm equip. dealers, total..... | 3,283 | 2,753 | 432,212 | 423,026 | 3,216 | 2,706 | 361,511 | 351,047 |
| Farm equipment dealers..... | 753 | 677 | 118,913 | 117,701 | 691 | 638 | 91,794 | 90,034 |
| Lumber, bldg. mats., supplies, equipment, hardware dealers..... | 2,524 | 2,076 | 313,243 | 305,325 | 2,525 | 2,068 | 269,717 | 261,013 |
| Drug stores, proprietary stores, total..... | 1,409 | 1,329 | 147,438 | 145,896 | 1,450 | 1,316 | 114,339 | 111,879 |
| Drug stores..... | (NA) | 1,176 | (NA) | 139,150 | 1,211 | 1,129 | 106,127 | 104,584 |
| Proprietary stores..... | (NA) | 153 | (NA) | 6,746 | 239 | 187 | 8,212 | 7,295 |
| Other retail stores, total..... | 5,414 | 3,624 | 393,161 | 367,477 | 5,284 | 3,747 | 363,520 | 339,204 |
| Liquor stores..... | 653 | 415 | 30,956 | 24,616 | 748 | 381 | 25,802 | 17,582 |
| Fuel, ice dealers..... | 870 | 698 | 70,787 | 68,379 | 874 | 785 | 70,676 | 69,230 |
| Feed, farm, garden supply stores..... | 810 | 588 | 158,581 | 155,365 | 830 | 693 | 155,457 | 151,750 |
| Jewelry stores..... | 623 | 455 | 39,372 | 37,282 | 568 | 414 | 33,867 | 31,979 |
| Other retail stores..... | 2,058 | 1,468 | 88,801 | 81,835 | 2,264 | 1,474 | 77,718 | 68,663 |
| Nonstore retailers..... | 1,413 | 365 | 85,281 | 74,657 | 129 | 118 | 43,532 | 43,218 |

Standard Notes: (D) withheld to avoid disclosure. (NA) Not available. ... Represents zero.
¹ Data in this table differ from those which appeared in the publications of the 1948 Census of Retail Trade. For a description of the adjustments see Comparison of 1948 and 1954 Censuses in the Introduction.
² Group totals may include data for establishments without payroll which could not be classified by detailed kind of business.

INDIANA

CITIES OF 2,500 INHABITANTS OR MORE

Kind-of-Business Group — Establishments and Sales

Table with columns: General merchandise group, Apparel, accessories stores, Furniture, home furnishings, appliance dealers, Automotive group, Gasoline service stations, Lumber, bldg. matls., hardware, farm equipment dealers, Drug stores, proprietary stores, Other retail stores, Nonstore retailers, Line No. Rows list various cities with establishment counts and sales figures.

RETAIL TRADE—AREA STATISTICS

Table 102A. RETAIL TRADE: 1948¹— COUNTIES, CITIES OF 2,500 INHABITANTS OR MORE

Establishments and Sales

| County and city | Establishments, 1948 (Number) | Sales, 1948 (\$1,000) | County and city | Establishments, 1948 (Number) | Sales, 1948 (\$1,000) | County and city | Establishments, 1948 (Number) | Sales, 1948 (\$1,000) |
|--------------------------|----------------------------------|--------------------------|--------------------------|----------------------------------|--------------------------|--------------------------|----------------------------------|--------------------------|
| | | | | | | | | |
| Indiana, total..... | 43,189 | 3,499,445 | Gibson County..... | 405 | 24,285 | Lawrence County..... | 399 | 24,797 |
| Adams County..... | 264 | 17,664 | Oakland City..... | 53 | 2,738 | Bedford..... | 245 | 18,875 |
| Decatur..... | 139 | 10,075 | Princeton..... | 144 | 12,695 | Mitchell..... | 61 | 3,213 |
| Remainder of County..... | 125 | 7,589 | Remainder of County..... | 208 | 8,852 | Remainder of County..... | 93 | 2,709 |
| Allen County..... | 1,724 | 190,453 | Grant County..... | 714 | 51,837 | Madison County..... | 1,112 | 90,261 |
| Fort Wayne..... | 1,400 | 171,638 | Fairmount..... | 40 | 2,284 | Alexandria..... | 89 | 4,301 |
| Remainder of County..... | 324 | 18,815 | Gas City..... | 62 | 2,455 | Anderson..... | 598 | 61,223 |
| Bartholomew County..... | 411 | 27,213 | Marion..... | 411 | 38,540 | Elwood..... | 153 | 11,612 |
| Columbus..... | 309 | 23,599 | Remainder of County..... | 201 | 8,558 | Remainder of County..... | 272 | 13,125 |
| Remainder of County..... | 102 | 3,614 | Greene County..... | 396 | 18,054 | Marion County..... | 5,111 | 616,984 |
| Benton County..... | 161 | 10,408 | Jasonville..... | 65 | 3,104 | Beech Grove..... | 49 | 3,121 |
| Blackford County..... | 193 | 12,697 | Linton..... | 131 | 6,813 | Indianapolis..... | 4,487 | 578,975 |
| Hartford City..... | 127 | 9,952 | Remainder of County..... | 200 | 8,128 | Speedway..... | 33 | 2,773 |
| Remainder of County..... | 66 | 2,745 | Hamilton County..... | 343 | 21,715 | Remainder of County..... | 542 | 32,115 |
| Boone County..... | 285 | 23,105 | Noblesville..... | 139 | 10,922 | Marshall County..... | 369 | 26,797 |
| Lebanon..... | 145 | 15,598 | Remainder of County..... | 204 | 10,793 | Bremen..... | 47 | 3,422 |
| Remainder of County..... | 140 | 7,507 | Hancock County..... | 212 | 14,679 | Plymouth..... | 126 | 13,248 |
| Brown County..... | 60 | 1,891 | Greenfield..... | 99 | 8,590 | Remainder of County..... | 196 | 10,127 |
| Carroll County..... | 179 | 11,249 | Remainder of County..... | 113 | 6,089 | Martin County..... | 101 | 4,797 |
| Cass County..... | 468 | 38,185 | Harrison County..... | 162 | 8,307 | Miami County..... | 359 | 22,964 |
| Logansport..... | 343 | 31,440 | Hendricks County..... | 238 | 13,110 | Peru..... | 232 | 17,543 |
| Remainder of County..... | 125 | 6,745 | Plainfield..... | 34 | 2,192 | Remainder of County..... | 127 | 5,421 |
| Clark County..... | 456 | 24,479 | Remainder of County..... | 204 | 10,918 | Monroe County..... | 418 | 34,107 |
| Charlestown..... | 41 | 1,889 | Henry County..... | 463 | 34,164 | Bloomington..... | 336 | 31,608 |
| Clarksville..... | 23 | 668 | New Castle..... | 242 | 22,667 | Remainder of County..... | 82 | 2,499 |
| Jeffersonville..... | 224 | 15,682 | Remainder of County..... | 221 | 11,497 | Montgomery County..... | 371 | 26,375 |
| Remainder of County..... | 168 | 6,240 | Howard County..... | 603 | 49,256 | Crawfordsville..... | 194 | 18,066 |
| Clay County..... | 304 | 15,516 | Kokomo..... | 498 | 44,390 | Remainder of County..... | 177 | 8,309 |
| Brazil..... | 176 | 11,436 | Remainder of County..... | 105 | 4,866 | Morgan County..... | 275 | 16,889 |
| Remainder of County..... | 128 | 4,080 | Huntington County..... | 389 | 27,089 | Martinsville..... | 123 | 9,665 |
| Clinton County..... | 351 | 26,714 | Huntington..... | 234 | 19,662 | Remainder of County..... | 152 | 7,224 |
| Frankfort..... | 214 | 19,843 | Remainder of County..... | 155 | 7,427 | Newton County..... | 199 | 10,061 |
| Remainder of County..... | 137 | 6,871 | Jackson County..... | 363 | 22,771 | Noble County..... | 356 | 23,398 |
| Crawford County..... | 116 | 3,725 | Seymour..... | 177 | 15,533 | Kendallville..... | 127 | 11,103 |
| Daviess County..... | 297 | 19,316 | Remainder of County..... | 186 | 7,238 | Remainder of County..... | 229 | 12,295 |
| Washington..... | 180 | 14,954 | Jasper County..... | 217 | 13,659 | Ohio County..... | 51 | 2,038 |
| Remainder of County..... | 117 | 4,362 | Rensselaer..... | 105 | 9,270 | Orange County..... | 219 | 9,778 |
| Dearborn County..... | 306 | 19,189 | Remainder of County..... | 112 | 4,389 | Paoli..... | 69 | 3,713 |
| Aurora..... | 97 | 6,344 | Jay County..... | 306 | 17,588 | Remainder of County..... | 150 | 6,065 |
| Lawrenceburg..... | 110 | 7,254 | Dunkirk..... | 58 | 3,512 | Owen County..... | 131 | 6,223 |
| Remainder of County..... | 99 | 5,591 | Portland..... | 155 | 10,618 | Farke County..... | 207 | 9,882 |
| Decatur County..... | 203 | 14,649 | Remainder of County..... | 93 | 3,458 | Perry County..... | 202 | 10,271 |
| Greensburg..... | 122 | 10,930 | Jefferson County..... | 250 | 15,153 | Tell City..... | 105 | 7,165 |
| Remainder of County..... | 81 | 3,719 | Madison..... | 177 | 13,147 | Remainder of County..... | 97 | 3,106 |
| De Kalb County..... | 314 | 19,908 | Remainder of County..... | 73 | 2,006 | Pike County..... | 185 | 9,469 |
| Auburn..... | 114 | 10,335 | Jennings County..... | 139 | 7,927 | Petersburg..... | 72 | 5,420 |
| Garrett..... | 65 | 3,389 | North Vernon..... | 95 | 6,948 | Remainder of County..... | 113 | 4,049 |
| Remainder of County..... | 135 | 6,184 | Remainder of County..... | 44 | 979 | Porter County..... | 416 | 29,745 |
| Delaware County..... | 873 | 77,280 | Johnson County..... | 288 | 19,475 | Chesterton..... | 58 | 2,441 |
| Muncie..... | 655 | 65,978 | Franklin..... | 119 | 10,139 | Valparaiso..... | 162 | 15,159 |
| Remainder of County..... | 218 | 11,302 | Greenwood..... | 40 | 2,887 | Remainder of County..... | 196 | 12,145 |
| Dubois County..... | 309 | 17,482 | Remainder of County..... | 129 | 6,449 | Posey County..... | 225 | 12,782 |
| Huntingburg..... | 83 | 4,303 | Knox County..... | 575 | 39,765 | Mount Vernon..... | 99 | 7,048 |
| Jasper..... | 104 | 8,895 | Bicknell..... | 102 | 5,206 | Remainder of County..... | 126 | 5,734 |
| Remainder of County..... | 122 | 4,284 | Vincennes..... | 316 | 29,594 | Pulaski County..... | 150 | 10,250 |
| Elkhart County..... | 978 | 85,519 | Remainder of County..... | 157 | 4,965 | Putnam County..... | 240 | 18,025 |
| Elkhart..... | 485 | 45,454 | Kosciusko County..... | 455 | 28,647 | Greencastle..... | 123 | 11,381 |
| Goshen..... | 190 | 19,116 | Warsaw..... | 156 | 14,033 | Remainder of County..... | 117 | 6,644 |
| Nappanee..... | 72 | 6,364 | Remainder of County..... | 299 | 14,614 | Randolph County..... | 309 | 25,703 |
| Remainder of County..... | 231 | 14,585 | Lagrange County..... | 174 | 9,212 | Union City..... | 64 | 4,253 |
| Fayette County..... | 259 | 20,562 | Lake County..... | 4,023 | 349,527 | Winchester..... | 104 | 14,565 |
| Connersville..... | 171 | 16,057 | Crown Point..... | 94 | 9,844 | Remainder of County..... | 141 | 6,885 |
| Remainder of County..... | 88 | 4,505 | East Chicago..... | 791 | 51,342 | Ripley County..... | 264 | 15,140 |
| Floyd County..... | 501 | 34,299 | East Gary..... | 45 | 1,810 | Batesville..... | 65 | 4,519 |
| New Albany..... | 426 | 32,222 | Cary..... | 1,527 | 140,400 | Remainder of County..... | 199 | 10,621 |
| Remainder of County..... | 75 | 2,077 | Griffith..... | 29 | 2,781 | Rush County..... | 212 | 15,769 |
| Fountain County..... | 259 | 14,063 | Hammond..... | 937 | 104,157 | Rushville..... | 139 | 12,104 |
| Attica..... | 94 | 6,326 | Highland..... | 63 | 3,658 | Remainder of County..... | 73 | 3,665 |
| Remainder of County..... | 165 | 7,737 | Hobart..... | 105 | 6,753 | St. Joseph County..... | 2,042 | 215,422 |
| Franklin County..... | 168 | 7,833 | Munster..... | 26 | 1,888 | Mishawaka..... | 364 | 27,950 |
| Brookville..... | 81 | 4,320 | Whiting..... | 162 | 13,301 | South Bend..... | 1,481 | 169,129 |
| Remainder of County..... | 87 | 3,513 | Remainder of County..... | 244 | 13,593 | Remainder of County..... | 197 | 18,343 |
| Fulton County..... | 236 | 15,450 | La Porte County..... | 892 | 69,245 | | | |
| Rochester..... | 124 | 9,893 | La Porte..... | 288 | 27,668 | | | |
| Remainder of County..... | 112 | 5,557 | Michigan City..... | 401 | 32,553 | | | |
| | | | Remainder of County..... | 203 | 9,024 | | | |

Standard Notes: (D) Withheld to avoid disclosure. (NA) Not available.

¹Data in this table differ from those which appeared in the publications of the 1948 Census of Retail Trade. For a description of the adjustments see Comparison of 1948 and 1954 Censuses in the Introduction.

Table 102A. RETAIL TRADE: 1948¹— COUNTIES; CITIES OF 2,500 INHABITANTS OR MORE — Continued

Establishments and Sales

| County and city | Establishments, 1948 (Number) | Sales, 1948 (\$1,000) | County and city | Establishments, 1948 (Number) | Sales, 1948 (\$1,000) | County and city | Establishments, 1948 (Number) | Sales, 1948 (\$1,000) |
|--------------------------|----------------------------------|--------------------------|--------------------------|----------------------------------|--------------------------|--------------------------|----------------------------------|--------------------------|
| Scott County..... | 137 | 7,992 | Tipton County..... | 166 | 9,671 | Warren County..... | 85 | 3,654 |
| Shelby County..... | 318 | 23,974 | Tipton..... | 97 | 7,098 | Warrick County..... | 212 | 13,318 |
| Shelbyville..... | 210 | 18,970 | Remainder of County..... | 69 | 2,573 | Boonville..... | 87 | 9,066 |
| Remainder of County..... | 108 | 5,004 | Union County..... | 69 | 4,937 | Remainder of County..... | 125 | 4,252 |
| Spencer County..... | 219 | 8,592 | Vanderburgh County..... | 1,589 | 149,491 | Washington County..... | 220 | 12,695 |
| Starke County..... | 199 | 12,914 | Evansville..... | 1,396 | 139,050 | Salem..... | 109 | 7,575 |
| Steuben County..... | 283 | 17,317 | Remainder of County..... | 193 | 10,441 | Remainder of County..... | 111 | 5,120 |
| Angola..... | 113 | 9,437 | Vermillion County..... | 308 | 14,133 | Wayne County..... | 710 | 68,701 |
| Remainder of County..... | 170 | 7,880 | Clinton..... | 149 | 8,287 | Richmond..... | 501 | 57,206 |
| Sullivan County..... | 353 | 15,801 | Remainder of County..... | 159 | 5,846 | Remainder of County..... | 209 | 11,495 |
| Sullivan..... | 145 | 9,265 | Vigo County..... | 1,327 | 104,870 | Wells County..... | 223 | 15,460 |
| Remainder of County..... | 208 | 6,536 | Terre Haute..... | 1,052 | 94,666 | Bluffton..... | 118 | 10,461 |
| Switzerland County..... | 108 | 3,102 | West Terre Haute..... | 69 | 2,675 | Remainder of County..... | 105 | 4,999 |
| Tippecanoe County..... | 624 | 66,722 | Remainder of County..... | 206 | 7,529 | White County..... | 262 | 13,508 |
| Lafayette..... | 423 | 53,146 | Wabash County..... | 336 | 24,686 | Monticello..... | 96 | 6,075 |
| West Lafayette..... | 76 | 8,027 | North Manchester..... | 68 | 6,452 | Remainder of County..... | 166 | 7,433 |
| Remainder of County..... | 125 | 5,549 | Wabash..... | 167 | 13,076 | Whitley County..... | 236 | 15,675 |
| | | | Remainder of County..... | 101 | 5,158 | Columbia City..... | 112 | 9,862 |
| | | | | | | Remainder of County..... | 124 | 5,813 |

Standard Notes: (D) Withheld to avoid disclosure. (NA) Not available.

¹Data in this table differ from those which appeared in the publications of the 1948 Census of Retail Trade. For a description of the adjustments see Comparison of 1948 and 1954 Censuses in the Introduction.

RETAIL TRADE—AREA STATISTICS

Table 103. RETAIL TRADE: 1954 — STANDARD METROPOLITAN AREAS — Continued

Establishments, Sales, Payroll, and Personnel, by Kind of Business

| Standard metropolitan area and kind of business | Establishments | | Sales | | Payroll, entire year (\$1,000) | Payroll, workweek ended nearest Nov. 15 | | Paid employees, workweek ended nearest Nov. 15 | | Proprietors (unincorporated businesses only) ¹ (Number) |
|---|-----------------------------|-----------------------|--|---------------------------------------|--------------------------------|---|-------------------------|--|------------------------|--|
| | Total ¹ (Number) | With payroll (Number) | Total, all establishments ¹ (\$1,000) | Establishments with payroll (\$1,000) | | Total (Dollars) | Full workweek (Dollars) | Total (Number) | Full workweek (Number) | |
| EVANSVILLE STANDARD METROPOLITAN AREA—Con. | | | | | | | | | | |
| Gasoline Service Stations | | | | | | | | | | |
| Total | 151 | 129 | 13,595 | 12,941 | 1,305 | 26,164 | 23,603 | 556 | 474 | 159 |
| Lumber, Bldg. Mats., Hardware, Farm Equipment Dealers | | | | | | | | | | |
| Total | 74 | 56 | 7,541 | 7,315 | 1,055 | 19,751 | 19,057 | 294 | 263 | 71 |
| Farm equipment dealers | 6 | 6 | 1,232 | 1,232 | 102 | 2,163 | 2,098 | 32 | 31 | 7 |
| Lumber, building materials dealers | 26 | 18 | 3,916 | 3,868 | 645 | 11,810 | 11,712 | 153 | 151 | 21 |
| Paint, glass, wallpaper stores | 7 | 5 | 538 | (D) | 79 | 1,595 | 1,565 | 23 | 21 | 8 |
| Plumbing, electrical supply stores | 6 | 6 | 264 | (D) | 35 | 541 | 471 | 10 | 7 | 10 |
| Hardware stores | 29 | 21 | 1,591 | 1,477 | 194 | 3,642 | 3,211 | 76 | 53 | 25 |
| Drug Stores, Proprietary Stores | | | | | | | | | | |
| Total | 57 | 53 | 7,153 | 7,121 | 1,077 | 17,902 | 15,840 | 503 | 363 | 41 |
| Drug stores | (NA) | 40 | (NA) | 6,680 | 1,039 | 17,207 | 15,158 | 476 | 338 | (NA) |
| Proprietary stores | (NA) | 13 | (NA) | 441 | 38 | 695 | 682 | 27 | 25 | (NA) |
| Other Retail Stores | | | | | | | | | | |
| Total | 175 | 129 | 12,110 | (D) | 1,797 | 34,332 | 33,400 | 654 | 611 | 170 |
| Liquor stores | 35 | 27 | 1,372 | 1,194 | 59 | 1,488 | 1,384 | 42 | 35 | 38 |
| Fuel, ice dealers | 27 | 19 | 1,486 | 1,228 | 198 | 4,272 | 4,267 | 67 | 67 | 24 |
| Fuel dealers (coal, wood) | (NA) | 11 | (NA) | 536 | 69 | 1,769 | 1,769 | 35 | 35 | (NA) |
| Liquefied petroleum gas dealers | (NA) | 4 | (NA) | 606 | 123 | 2,228 | 2,228 | 27 | 27 | (NA) |
| Fuel oil dealers | (NA) | ••• | (NA) | ••• | ••• | ••• | ••• | ••• | ••• | (NA) |
| Ice dealers | (NA) | 4 | (NA) | 86 | 6 | 275 | 270 | 5 | 5 | (NA) |
| Hay, grain, feed stores | 6 | 4 | 1,021 | (D) | 103 | 1,973 | 1,953 | 24 | 23 | 4 |
| Farm, garden supply stores | ••• | ••• | (D) | (D) | (D) | (D) | (D) | (D) | (D) | (D) |
| Jewelry stores | 18 | 14 | 1,829 | 1,803 | 320 | 5,452 | 5,393 | 96 | 93 | 16 |
| Book stores | ••• | ••• | ••• | ••• | ••• | ••• | ••• | ••• | ••• | ••• |
| Stationery stores | 1 | 1 | (D) | (D) | (D) | (D) | (D) | (D) | (D) | (D) |
| Sporting goods stores | 9 | 7 | 996 | (D) | 129 | 2,915 | 2,741 | 48 | 44 | 10 |
| Bicycle stores | 1 | 1 | (D) | (D) | (D) | (D) | (D) | (D) | (D) | (D) |
| Florists | 13 | 9 | 481 | 465 | 115 | 2,605 | 2,500 | 48 | 44 | 16 |
| Cigar stores, stands | 3 | 3 | (D) | (D) | (D) | (D) | (D) | (D) | (D) | (D) |
| News dealers, newsstands | 2 | 2 | (D) | (D) | (D) | (D) | (D) | (D) | (D) | (D) |
| Gift, novelty, souvenir stores | 5 | 3 | 136 | (D) | 8 | 215 | 175 | 6 | 5 | 10 |
| Music stores | 13 | 7 | 907 | 775 | 202 | 2,742 | 2,646 | 58 | 51 | 11 |
| Camera, photographic supply stores | 4 | 4 | (D) | (D) | (D) | (D) | (D) | (D) | (D) | (D) |
| Luggage, leather goods stores | 1 | 1 | (D) | (D) | (D) | (D) | (D) | (D) | (D) | (D) |
| Optical goods stores | 2 | 2 | (D) | (D) | (D) | (D) | (D) | (D) | (D) | (D) |
| Office, store machine and equipment dealers | 3 | 3 | 142 | 142 | 31 | 514 | 491 | 9 | 7 | 4 |
| Retail stores (except second-hand) n.e.c. | 10 | 10 | 433 | 433 | 47 | 919 | 836 | 21 | 15 | 9 |
| Second-hand stores | 16 | 12 | 710 | 636 | 90 | 1,744 | 1,621 | 37 | 34 | 13 |
| Nonstore Retailers | | | | | | | | | | |
| Total | 73 | 23 | 3,947 | 3,287 | 777 | 14,589 | 14,304 | 230 | 222 | 66 |
| Mail order houses | 1 | 1 | (D) | (D) | (D) | (D) | (D) | (D) | (D) | (D) |
| Direct selling (house-to-house) organizations | 65 | 19 | 3,284 | 2,648 | 660 | 12,267 | 12,045 | 204 | 198 | 60 |
| Merchandise vending machine operators | 7 | 3 | (D) | (D) | (D) | (D) | (D) | (D) | (D) | (D) |

FORT WAYNE STANDARD METROPOLITAN AREA—Coextensive with Allen County, Ind.

| | | | | | | | | | | |
|--|-------|-------|---------|---------|--------|---------|---------|--------|-------|-------|
| Retail trade, total | 1,739 | 1,353 | 239,671 | 231,993 | 29,634 | 572,345 | 520,524 | 11,431 | 9,042 | 1,719 |
| Food Stores | | | | | | | | | | |
| Total | 285 | 199 | 39,998 | 37,794 | 2,755 | 52,417 | 44,008 | 1,164 | 766 | 288 |
| Grocery stores | 215 | 149 | 35,316 | 33,470 | 2,136 | 40,785 | 34,561 | 879 | 581 | 236 |
| Meat markets | 9 | 9 | 2,510 | 2,510 | 239 | 4,872 | 3,738 | 90 | 59 | 5 |
| Fish (seafood) markets | 1 | 1 | (D) | (D) | (D) | (D) | (D) | (D) | (D) | (D) |
| Fruit stores, vegetable markets | 10 | 2 | 243 | (D) | (D) | (D) | (D) | (D) | (D) | (D) |
| Candy, nut, confectionery stores | 10 | 10 | 322 | 322 | 41 | 857 | 687 | 29 | 16 | 5 |
| Bakery products stores | 19 | 15 | 825 | 757 | 252 | 4,446 | 4,379 | 100 | 96 | 16 |
| Bakeries, with baking on premises | (NA) | 12 | (NA) | (D) | (D) | (D) | (D) | (D) | (D) | (NA) |
| Bakeries, without baking on premises | (NA) | 3 | (NA) | (D) | (D) | (D) | (D) | (D) | (D) | (NA) |
| Delicatessen stores | 2 | 2 | (D) | (D) | (D) | (D) | (D) | (D) | (D) | (D) |
| Food stores, n.e.c. | 15 | 11 | 494 | (D) | (D) | (D) | (D) | (D) | (D) | (D) |
| Eating, Drinking Places | | | | | | | | | | |
| Total | 354 | 330 | 19,220 | 18,922 | 3,925 | 82,598 | 71,692 | 2,122 | 1,579 | 460 |
| Eating places (except refreshment stands) | 177 | 163 | 10,127 | 10,015 | 2,543 | 55,040 | 48,271 | 1,460 | 1,126 | 221 |
| Restaurants, cafeterias | (NA) | 151 | (NA) | 9,315 | 2,318 | 50,622 | 43,912 | 1,349 | 1,021 | (NA) |
| Caterers | (NA) | 4 | (NA) | (D) | (D) | (D) | (D) | (D) | (D) | (NA) |
| In-plant food contractors | (NA) | 8 | (NA) | (D) | (D) | (D) | (D) | (D) | (D) | (NA) |
| Refreshment stands | 35 | 29 | 887 | 887 | 234 | 4,923 | 3,496 | 152 | 63 | 41 |
| Drinking places | 142 | 138 | 8,122 | 8,020 | 1,148 | 22,635 | 19,925 | 510 | 390 | 198 |
| General Merchandise Group | | | | | | | | | | |
| Total | 49 | 41 | 39,694 | 39,584 | 6,442 | 126,751 | 112,006 | 2,853 | 2,244 | 45 |
| Department stores | 5 | 5 | 30,905 | 30,905 | 5,177 | 102,118 | 90,007 | 2,089 | 1,671 | ••• |
| Dry goods, general merchandise stores | 9 | 9 | 945 | 945 | 117 | 2,277 | 1,645 | 53 | 33 | 12 |
| General stores | 11 | 7 | 1,256 | (D) | 65 | 1,621 | 1,411 | 41 | 30 | 18 |
| Variety stores | 22 | 20 | 6,580 | (D) | 1,083 | 20,735 | 18,743 | 670 | 510 | 13 |
| Apparel, Accessories Stores | | | | | | | | | | |
| Total | 115 | 109 | 15,844 | 15,760 | 2,690 | 48,462 | 44,649 | 1,005 | 780 | 48 |
| Shoe stores | 41 | 39 | 3,768 | (D) | (D) | (D) | (D) | (D) | (D) | (D) |
| Men's shoe stores | (NA) | 9 | (NA) | 565 | 58 | 1,125 | 1,122 | 17 | 16 | (NA) |
| Women's shoe stores | (NA) | 9 | (NA) | 945 | 141 | 2,368 | 2,099 | 53 | 35 | (NA) |
| Children's, juveniles' shoe stores | (NA) | 1 | (NA) | (D) | (D) | (D) | (D) | (D) | (D) | (NA) |
| Family shoe stores | (NA) | 20 | (NA) | 2,176 | 390 | 6,249 | 5,936 | 122 | 109 | (NA) |
| Men's, boys' clothing and furnishings stores | (NA) | 18 | (NA) | 4,177 | 728 | 12,262 | 11,220 | 251 | 168 | (NA) |
| Men's, boys' clothing stores | (NA) | 13 | (NA) | 3,603 | 651 | 11,200 | 10,199 | 212 | 152 | (NA) |
| Men's, boys' furnishings stores | (NA) | 5 | (NA) | 574 | 77 | 1,062 | 1,021 | 19 | 16 | (NA) |

Standard Notes: (D) Withheld to avoid disclosure. (NA) Not available. n.e.c. Not elsewhere classified. XXX Not applicable. (Z) Less than \$500. ... Represents zero.
¹ Group totals may include data for establishments without payroll which could not be classified by detailed kind of business.

Table 103. RETAIL TRADE: 1954 — STANDARD METROPOLITAN AREAS — Continued

Establishments, Sales, Payroll, and Personnel, by Kind of Business

| Standard metropolitan area and kind of business | Establishments | | Sales | | Payroll, entire year (\$1,000) | Payroll, workweek ended nearest Nov. 15 | | Paid employees, workweek ended nearest Nov. 15 | | Proprietors (unincorporated businesses only) (Number) |
|--|--------------------------------|--------------------------|---|--|-----------------------------------|---|----------------------------|--|---------------------------|--|
| | Total ¹ (Number) | With payroll (Number) | Total, all establishments ¹ (\$1,000) | Establishments with payroll (\$1,000) | | Total (Dollars) | Full workweek (Dollars) | Total (Number) | Full workweek (Number) | |
| FORT WAYNE STANDARD METROPOLITAN AREA—Con. | | | | | | | | | | |
| Apparel, Accessories Stores—Con. | | | | | | | | | | |
| Family clothing stores..... | (NA) | 4 | (NA) | 344 | 55 | 1,012 | 1,012 | 25 | 25 | (NA) |
| Women's clothing, specialty stores..... | 34 | 34 | 6,681 | 6,681 | 1,188 | 22,437 | 20,550 | 485 | 370 | (NA) |
| Ready-to-wear stores..... | 20 | 20 | 6,218 | 6,218 | 1,105 | 21,211 | 19,419 | 452 | 345 | 7 |
| Millinery stores..... | 12 | 12 | (D) | (D) | (D) | (D) | (D) | (D) | (D) | (D) |
| Clothing, specialty stores, n.e.c..... | 2 | 2 | (D) | (D) | (D) | (D) | (D) | (D) | (D) | (D) |
| Children's, infants' wear stores..... | 4 | 4 | 244 | (D) | 19 | 491 | 303 | 21 | 11 | 7 |
| Apparel stores, n.e.c..... | 10 | 10 | (D) | (D) | (D) | (D) | (D) | (D) | (D) | (D) |
| Furniture, Home Furnishings, Appliance Dealers | | | | | | | | | | |
| Total..... | 94 | 78 | 12,680 | 12,402 | 1,996 | 57,860 | 36,800 | 550 | 510 | 77 |
| Furniture, home furnishings stores..... | 49 | 41 | 5,958 | 5,730 | 990 | 17,900 | 17,445 | 260 | 242 | 43 |
| Furniture stores..... | (NA) | 26 | (NA) | 4,056 | 690 | 12,644 | 12,357 | 179 | 169 | (NA) |
| Floor covering stores..... | (NA) | 8 | (NA) | 956 | 125 | 2,511 | 2,460 | 33 | 31 | (NA) |
| Home furnishings stores, n.e.c., antique stores..... | (NA) | 7 | (NA) | 718 | 135 | 2,745 | 2,631 | 48 | 42 | (NA) |
| Household appliance, radio, TV stores..... | 45 | 37 | 6,722 | 6,678 | 1,046 | 19,960 | 19,352 | 290 | 268 | 34 |
| Household appliance stores..... | (NA) | 8 | (NA) | 1,107 | 211 | 4,597 | 4,424 | 71 | 65 | (NA) |
| Appliance, radio, TV stores..... | (NA) | 19 | (NA) | 4,633 | 720 | 13,315 | 12,960 | 186 | 173 | (NA) |
| Radio, TV stores..... | (NA) | 10 | (NA) | 935 | 115 | 2,048 | 1,965 | 33 | 30 | (NA) |
| Automotive Group | | | | | | | | | | |
| Total..... | 99 | 69 | 47,970 | 46,794 | 4,098 | 76,219 | 74,775 | 1,037 | 972 | 83 |
| Passenger car dealers (franchised)..... | 35 | 33 | 41,325 | (D) | 3,514 | 65,811 | 65,230 | 866 | 841 | 24 |
| Passenger car dealers (nonfranchised)..... | 27 | 13 | 2,524 | 1,884 | 90 | 1,656 | 1,600 | 128 | 24 | 28 |
| Tire, battery, accessory dealers..... | 21 | 17 | 2,940 | 2,908 | 467 | 8,334 | 7,527 | 235 | 99 | 14 |
| Motorcycle, aircraft, boat dealers..... | 6 | 2 | 137 | (D) | (D) | (D) | (D) | (D) | (D) | (D) |
| Household trailer dealers..... | 10 | 4 | 1,044 | 666 | (D) | (D) | (D) | (D) | (D) | (D) |
| Automotive dealers, n.e.c..... | ...* | ...* | ...* | ...* | ...* | ...* | ...* | ...* | ...* | ...* |
| Gasoline Service Stations | | | | | | | | | | |
| Total..... | 210 | 172 | 15,401 | 14,081 | 1,347 | 27,516 | 23,894 | 608 | 447 | 252 |
| Lumber, Bldg. Mats., Hardware, Farm Equipment Dealers | | | | | | | | | | |
| Total..... | 111 | 97 | 14,871 | 14,625 | 1,842 | 34,744 | 32,899 | 497 | 428 | 90 |
| Farm equipment dealers..... | 19 | 17 | 2,176 | (D) | 175 | 3,064 | 2,995 | 51 | 46 | 22 |
| Lumber, building materials dealers..... | 35 | 33 | 9,447 | (D) | 1,253 | 23,549 | 22,414 | 306 | 269 | 19 |
| Paint, glass, wallpaper stores..... | 10 | 10 | 54 | 654 | 147 | 2,708 | 2,657 | 40 | 39 | 3 |
| Plumbing, electrical supply stores..... | 10 | 10 | 545 | 545 | 89 | 2,183 | 1,974 | 34 | 28 | 8 |
| Hardware stores..... | 37 | 27 | 2,049 | 1,827 | 178 | 3,240 | 2,859 | 66 | 46 | 38 |
| Drug Stores, Proprietary Stores | | | | | | | | | | |
| Total..... | 69 | 65 | 7,244 | 7,194 | 1,011 | 18,730 | 16,623 | 470 | 345 | 57 |
| Drug stores..... | (NA) | 61 | (NA) | 6,779 | 935 | 17,660 | 15,669 | 446 | 325 | (NA) |
| Proprietary stores..... | (NA) | 4 | (NA) | 415 | 76 | 1,070 | 954 | 24 | 20 | (NA) |
| Other Retail Stores | | | | | | | | | | |
| Total..... | 252 | 158 | 19,401 | 18,019 | 2,376 | 45,827 | 43,676 | 825 | 718 | 237 |
| Liquor stores..... | 24 | 16 | 1,836 | 1,598 | 140 | 3,179 | 2,855 | 72 | 53 | 27 |
| Fuel, ice dealers..... | 41 | 33 | 4,935 | 4,683 | 592 | 12,291 | 11,717 | 191 | 174 | 32 |
| Fuel dealers (coal, wood)..... | (NA) | 27 | (NA) | 2,228 | 293 | 5,988 | 5,483 | 105 | 91 | (NA) |
| Liquefied petroleum gas dealers..... | (NA) | 3 | (NA) | (D) | (D) | (D) | (D) | (D) | (D) | (NA) |
| Fuel oil dealers..... | (NA) | 3 | (NA) | (D) | (D) | (D) | (D) | (D) | (D) | (NA) |
| Ice dealers..... | (NA) | ...* | (NA) | ...* | ...* | ...* | ...* | ...* | ...* | (NA) |
| Hay, grain, feed stores..... | 9 | 9 | 3,292 | 3,292 | 217 | 3,398 | 3,377 | 49 | 47 | 6 |
| Farm, garden supply stores..... | 13 | 5 | 432 | 386 | 36 | 602 | 573 | 9 | 8 | 11 |
| Jewelry stores..... | 27 | 17 | 1,938 | 1,792 | 378 | 6,416 | 6,244 | 97 | 88 | 25 |
| Book stores..... | 2 | 2 | (D) | (D) | (D) | (D) | (D) | (D) | (D) | (D) |
| Stationery stores..... | 4 | 4 | 317 | 317 | 23 | 469 | 382 | 12 | 8 | 6 |
| Sporting goods stores..... | 13 | 11 | 1,038 | (D) | 158 | 3,069 | 2,990 | 40 | 35 | 11 |
| Bicycle stores..... | 2 | 2 | (D) | (D) | (D) | (D) | (D) | (D) | (D) | (D) |
| Florists..... | 13 | 11 | 461 | (D) | 79 | 1,272 | 1,181 | 30 | 25 | 14 |
| Cigar stores, stands..... | 6 | 6 | 203 | 193 | 33 | 599 | 599 | 13 | 13 | 5 |
| News dealers, newsstands..... | 1 | 1 | (D) | (D) | (D) | (D) | (D) | (D) | (D) | (D) |
| Gift, novelty, souvenir stores..... | 15 | 7 | 258 | 208 | 25 | 444 | 337 | 14 | 8 | 12 |
| Music stores..... | 13 | 11 | 1,206 | (D) | 146 | 2,833 | 2,685 | 57 | 51 | 10 |
| Camera, photographic supply stores..... | 3 | 3 | 363 | 363 | 41 | 903 | 878 | 24 | 24 | 4 |
| Luggage, leather goods stores..... | 2 | 2 | (D) | (D) | (D) | (D) | (D) | (D) | (D) | (D) |
| Optical goods stores..... | 3 | 3 | (D) | (D) | (D) | (D) | (D) | (D) | (D) | (D) |
| Office, store machine and equipment dealers..... | 10 | 6 | 527 | 285 | 66 | 1,536 | 1,306 | 19 | 18 | 9 |
| Retail stores (except second-hand) n.e.c..... | 9 | 9 | 233 | 233 | 41 | 772 | 720 | 14 | 12 | 9 |
| Second-hand stores..... | 16 | 10 | 444 | 344 | 108 | 2,341 | 2,321 | 60 | 50 | 13 |
| Nonstore Retailers | | | | | | | | | | |
| Total..... | 91 | 25 | 7,348 | 6,812 | 1,152 | 21,221 | 19,502 | 300 | 253 | 82 |
| Mail order houses..... | 1 | 1 | (D) | (D) | (D) | (D) | (D) | (D) | (D) | (D) |
| Direct selling (house-to-house) organizations..... | 83 | 17 | 6,015 | 5,479 | 985 | 17,943 | 16,763 | 252 | 224 | 78 |
| Merchandise vending machine operators..... | 7 | 7 | (D) | (D) | (D) | (D) | (D) | (D) | (D) | (D) |

INDIANAPOLIS STANDARD METROPOLITAN AREA—Coextensive with Marion County, Ind.

| | | | | | | | | | | |
|---|-------|-------|---------|---------|---------|-----------|-----------|--------|--------|-------|
| Retail trade, total..... | 5,104 | 4,060 | 526,931 | 809,083 | 105,762 | 2,057,082 | 1,879,019 | 39,558 | 31,421 | 5,069 |
| Food Stores | | | | | | | | | | |
| Total..... | 997 | 729 | 156,341 | 151,079 | 11,276 | 211,243 | 174,342 | 4,531 | 3,060 | 1,051 |
| Grocery stores..... | 682 | 520 | 142,203 | 132,119 | 9,693 | 178,199 | 143,768 | 3,737 | 2,403 | 733 |
| Meat markets..... | 47 | 35 | 4,887 | 4,759 | 313 | 6,042 | 5,771 | 112 | 100 | 59 |
| Fish (seafood) markets..... | 8 | 6 | 256 | (D) | 14 | 287 | 287 | 8 | 8 | 11 |
| Fruit stores, vegetable markets..... | 59 | 21 | 2,084 | 1,688 | 98 | 2,226 | 2,202 | 52 | 50 | 79 |
| Candy, nut, confectionery stores..... | 59 | 35 | 1,620 | 1,396 | 268 | 5,357 | 4,507 | 170 | 124 | 48 |
| Bakery products stores..... | 83 | 79 | 3,253 | 3,197 | 684 | 14,778 | 13,874 | 339 | 290 | 60 |
| Bakeries, with baking on premises..... | (NA) | 41 | (NA) | 1,750 | 444 | 9,556 | 8,727 | 230 | 185 | (NA) |
| Bakeries, without baking on premises..... | (NA) | 38 | (NA) | 1,447 | 240 | 5,222 | 5,147 | 109 | 105 | (NA) |
| Deli-caterers stores..... | 11 | 9 | 764 | (D) | 73 | 1,649 | 1,565 | 52 | 47 | 12 |
| Food stores, n.e.c..... | 44 | 24 | 1,226 | 952 | 133 | 2,1705 | 2,368 | 61 | 38 | 45 |

Standard Notes: (D) Withheld to avoid disclosure. (NA) Not available. n.e.c. Not elsewhere classified. XXX Not applicable. (Z) Less than \$500. ... Represents zero.
¹Group totals may include data for establishments without payroll which could not be classified by detailed kind of business.

Table 103. RETAIL TRADE: 1954 — STANDARD METROPOLITAN AREAS — Continued

Establishments, Sales, Payroll, and Personnel, by Kind of Business

| Standard metropolitan area and kind of business | Establishments | | Sales | | Payroll, entire year (\$1,000) | Payroll, workweek ended nearest Nov. 15 | | Paid employees, workweek ended nearest Nov. 15 | | Proprietors (unincorporated businesses only) (Number) |
|--|-----------------------------|-----------------------|--|---------------------------------------|--------------------------------|---|-------------------------|--|------------------------|---|
| | Total ¹ (Number) | With payroll (Number) | Total, all establishments ¹ (\$1,000) | Establishments with payroll (\$1,000) | | Total (Dollars) | Full workweek (Dollars) | Total (Number) | Full workweek (Number) | |
| INDIANAPOLIS STANDARD METROPOLITAN AREA—Con. | | | | | | | | | | |
| Nonstore Retailers | | | | | | | | | | |
| Total | 274 | 90 | 34,615 | 32,161 | 5,487 | 97,387 | 93,346 | 1,624 | 1,488 | 257 |
| Mail order houses | 7 | 7 | (D) | (D) | (D) | (D) | (D) | (D) | (D) | (D) |
| Direct selling (house-to-house) organizations | 240 | 62 | 14,742 | 12,992 | 3,336 | 64,120 | 63,120 | 945 | 916 | 232 |
| Merchandise vending machine operators | 27 | 21 | (D) | (D) | (D) | (D) | (D) | (D) | (D) | (D) |
| LOUISVILLE STANDARD METROPOLITAN AREA—Consists of Jefferson County, Ky.; and Clark and Floyd Counties, Ind. | | | | | | | | | | |
| Retail trade, total | 5,601 | 4,093 | 721,255 | 691,789 | 81,703 | 1,570,099 | 1,446,450 | 33,361 | 27,156 | 5,826 |
| Food Stores | | | | | | | | | | |
| Total | 1,279 | 807 | 164,415 | 152,679 | 10,031 | 193,700 | 161,805 | 4,338 | 2,958 | 1,426 |
| Grocery stores | 1,004 | 650 | 149,906 | 139,638 | 8,448 | 162,234 | 132,855 | 3,554 | 2,357 | 1,116 |
| Meat markets | 25 | 23 | 3,653 | (D) | 317 | 6,173 | 5,969 | 105 | 90 | 32 |
| Fish (seafood) markets | 8 | 8 | (D) | (D) | (D) | (D) | (D) | (D) | (D) | (D) |
| Fruit stores, vegetable markets | 65 | 7 | 1,446 | 580 | 38 | 895 | 869 | 18 | 14 | 74 |
| Candy, nut, confectionery stores | 63 | 27 | 1,344 | 1,038 | 159 | 3,276 | 2,915 | 100 | 82 | 62 |
| Bakery products stores | 49 | 43 | (D) | (D) | (D) | (D) | (D) | (D) | (D) | (D) |
| Bakeries, with baking on premises | (NA) | 41 | (NA) | 2,443 | 626 | 12,715 | 11,381 | 310 | 240 | (NA) |
| Bakeries, without baking on premises | (NA) | 2 | (NA) | (D) | (D) | (D) | (D) | (D) | (D) | (NA) |
| Delicatessen stores | 13 | 11 | 611 | (D) | 46 | 922 | 785 | 33 | 22 | 13 |
| Food stores, n.e.c. | 46 | 38 | 4,080 | 4,012 | 308 | 5,941 | 5,607 | 147 | 117 | 44 |
| Eating, Drinking Places | | | | | | | | | | |
| Total | 1,207 | 1,011 | 62,728 | 59,732 | 11,853 | 241,959 | 223,895 | 6,871 | 5,826 | 1,445 |
| Eating places (except refreshment stands) | 580 | 480 | 34,304 | 32,790 | 8,272 | 168,318 | 156,697 | 4,705 | 4,076 | 691 |
| Restaurants, cafeterias | (NA) | 465 | (NA) | 31,251 | 7,723 | 156,908 | 146,523 | 4,432 | 3,636 | (NA) |
| Caterers | (NA) | 4 | (NA) | 171 | 37 | 673 | 488 | 23 | 12 | (NA) |
| In-plant food contractors | (NA) | 11 | (NA) | 1,368 | 512 | 10,437 | 9,686 | 250 | 228 | (NA) |
| Refreshment stands | 84 | 58 | 2,174 | 1,810 | 235 | 3,760 | 2,673 | 173 | 92 | 102 |
| Drinking places | 543 | 473 | 26,250 | 25,132 | 3,346 | 70,181 | 64,525 | 1,993 | 1,658 | 652 |
| General Merchandise Group | | | | | | | | | | |
| Total | 198 | 146 | 84,219 | 83,319 | 13,103 | 254,977 | 220,584 | 6,403 | 4,517 | 200 |
| Department stores | 10 | 10 | 60,727 | 60,727 | 9,887 | 193,375 | 168,904 | 4,453 | 3,166 | 2 |
| Dry goods, general merchandise stores | 173 | 75 | 9,269 | 8,919 | 1,098 | 20,433 | 18,613 | 532 | 427 | 106 |
| General stores | 16 | 6 | 1,243 | 873 | 54 | 1,252 | 1,246 | 33 | 32 | 19 |
| Variety stores | 65 | 55 | 12,928 | 12,800 | 2,064 | 39,917 | 31,827 | 1,385 | 890 | 69 |
| Apparel, Accessories Stores | | | | | | | | | | |
| Total | 361 | 311 | 50,506 | 49,626 | 7,753 | 139,317 | 130,273 | 3,341 | 2,735 | 275 |
| Shoe stores | 89 | 73 | 7,808 | 7,370 | 928 | 16,368 | 15,055 | 335 | 280 | 55 |
| Men's shoe stores | (NA) | 18 | (NA) | 1,483 | 159 | 2,667 | 2,781 | 45 | 39 | (NA) |
| Women's shoe stores | (NA) | 27 | (NA) | 3,117 | 405 | 7,322 | 6,546 | 174 | 112 | (NA) |
| Children's, juveniles' shoe stores | (NA) | ••• | (NA) | ••• | ••• | ••• | ••• | ••• | ••• | (NA) |
| Family shoe stores | (NA) | 28 | (NA) | 2,770 | 364 | 6,174 | 5,720 | 165 | 129 | (NA) |
| Men's, boys' clothing and furnishings stores | (NA) | 61 | (NA) | 12,476 | 2,124 | 37,275 | 35,773 | 724 | 629 | (NA) |
| Men's, boys' clothing stores | (NA) | 42 | (NA) | 10,891 | 1,905 | 34,111 | 32,616 | 644 | 563 | (NA) |
| Men's, boys' furnishings stores | (NA) | 19 | (NA) | 1,585 | 179 | 3,164 | 2,957 | 80 | 66 | (NA) |
| Family clothing stores | (NA) | 50 | (NA) | 7,586 | 1,009 | 19,176 | 17,184 | 440 | 324 | (NA) |
| Women's clothing, specialty stores | 99 | 87 | 18,841 | 18,665 | 3,122 | 55,808 | 52,186 | 1,519 | 1,279 | 61 |
| Ready-to-wear stores | (NA) | 64 | (NA) | 16,773 | 2,894 | 51,275 | 47,884 | 1,367 | 1,145 | (NA) |
| Milinery stores | (NA) | 16 | (NA) | 757 | 125 | 2,442 | 2,256 | 66 | 51 | (NA) |
| Clothing, specialty stores, n.e.c. | (NA) | 7 | (NA) | 1,135 | 103 | 2,091 | 2,046 | 86 | 83 | (NA) |
| Children's, infants' wear stores | 17 | 17 | 1,785 | 1,785 | 217 | 3,450 | 3,198 | 124 | 96 | 15 |
| Apparel stores, n.e.c. | 27 | 23 | 1,768 | 1,744 | 313 | 7,440 | 6,877 | 149 | 127 | 26 |
| Furniture, Home Furnishings, Appliance Dealers | | | | | | | | | | |
| Total | 240 | 190 | 32,991 | 32,285 | 5,398 | 104,315 | 102,211 | 1,603 | 1,506 | 214 |
| Furniture, home furnishings stores | 123 | 101 | 21,464 | 21,160 | 3,869 | 73,930 | 72,802 | 1,095 | 1,047 | 15 |
| Furniture stores | (NA) | 71 | (NA) | 13,203 | 3,335 | 64,509 | 63,646 | 931 | 891 | (NA) |
| Floor covering stores | (NA) | 9 | (NA) | 1,123 | 277 | 3,933 | 3,789 | 66 | 61 | (NA) |
| Home furnishings stores, n.e.c., antique stores | (NA) | 21 | (NA) | 1,834 | 257 | 5,488 | 5,367 | 98 | 95 | (NA) |
| Household appliance, radio, TV stores | 115 | 89 | 11,519 | 11,125 | 1,529 | 30,385 | 29,409 | 502 | 459 | 107 |
| Household appliance stores | (NA) | 41 | (NA) | 4,727 | 683 | 13,232 | 13,080 | 214 | 207 | (NA) |
| Appliance, radio, TV stores | (NA) | 39 | (NA) | 5,853 | 733 | 15,208 | 14,411 | 280 | 220 | (NA) |
| Radio, TV stores | (NA) | 9 | (NA) | 545 | 113 | 1,945 | 1,916 | 34 | 32 | (NA) |
| Automotive Group | | | | | | | | | | |
| Total | 213 | 175 | 140,816 | 139,764 | 11,975 | 219,276 | 216,897 | 2,822 | 2,609 | 161 |
| Passenger car dealers (franchised) | 62 | 56 | 108,268 | 108,082 | 9,191 | 168,739 | 167,631 | 2,199 | 2,171 | 25 |
| Passenger car dealers (nonfranchised) | 84 | 56 | 20,465 | 19,643 | 1,212 | 21,770 | 21,468 | 280 | 263 | 86 |
| Tire, battery, accessory dealers | 52 | 52 | 9,579 | 8,579 | 1,344 | 24,382 | 23,510 | 343 | 317 | 32 |
| Motorcycle, aircraft, boat dealers | 6 | 4 | (D) | (D) | (D) | (D) | (D) | (D) | (D) | (D) |
| Household trailer dealers | 7 | 7 | 2,872 | 2,872 | 169 | 3,496 | 3,414 | 44 | 43 | 9 |
| Automotive dealers, n.e.c. | ••• | ••• | (D) | (D) | (D) | (D) | (D) | (D) | (D) | (D) |
| Gasoline Service Stations | | | | | | | | | | |
| Total | 547 | 411 | 42,350 | 39,106 | 3,858 | 78,473 | 72,086 | 1,682 | 1,378 | 602 |
| Lumber, Bldg. Mats., Hardware, Farm Equipment Dealers | | | | | | | | | | |
| Total | 275 | 201 | 44,808 | 43,070 | 5,493 | 104,095 | 98,466 | 1,490 | 1,357 | 259 |
| Farm equipment dealers | 21 | 15 | 3,089 | 2,973 | 386 | 6,680 | 6,534 | 110 | 102 | 22 |
| Lumber, building materials dealers | 89 | 69 | 28,830 | 28,204 | 3,543 | 68,003 | 63,710 | 846 | 789 | 71 |
| Paint, glass, wallpaper stores | 22 | 20 | 1,401 | (D) | 204 | 3,842 | 3,740 | 71 | 66 | 13 |
| Plumbing, electrical supply stores | 17 | 9 | 1,619 | (D) | 264 | 5,322 | 5,291 | 66 | 64 | 17 |
| Hardware stores | 124 | 88 | 9,661 | 9,067 | 1,096 | 20,248 | 19,191 | 397 | 336 | 134 |
| Drug Stores, Proprietary Stores | | | | | | | | | | |
| Total | 241 | 231 | 29,196 | 28,972 | 3,936 | 76,980 | 69,085 | 1,955 | 1,544 | 228 |
| Drug stores | (NA) | 211 | (NA) | (D) | 3,687 | 73,132 | 65,325 | 1,856 | 1,452 | (NA) |
| Proprietary stores | (NA) | 20 | (NA) | (D) | 249 | 3,848 | 3,760 | 99 | 92 | (NA) |

Standard Notes: (D) Withheld to avoid disclosure. (NA) Not available. n.e.c. Not elsewhere classified. XXX Not applicable. (Z) Less than \$500. ... Represents zero. ¹Group totals may include data for establishments without payroll which could not be classified by detailed kind of business.

Table 103. RETAIL TRADE: 1954—STANDARD METROPOLITAN AREAS—Continued

Establishments, Sales, Payroll, and Personnel, by Kind of Business

| Standard metropolitan area and kind of business | Establishments | | Sales | | Payroll, entire year (\$1,000) | Payroll, workweek ended nearest Nov. 15 | | Paid employees, workweek ended nearest Nov. 15 | | Proprietors (unincorporated businesses only) ¹ (Number) |
|--|----------------|-----------------------|--|---------------------------------------|--------------------------------|---|-------------------------|--|------------------------|--|
| | Total (Number) | With payroll (Number) | Total, all establishments ¹ (\$1,000) | Establishments with payroll (\$1,000) | | Total (Dollars) | Full workweek (Dollars) | Total (Number) | Full workweek (Number) | |
| LOUISVILLE STANDARD METROPOLITAN AREA—Con. | | | | | | | | | | |
| Other Retail Stores | | | | | | | | | | |
| Total | 763 | 551 | 55,773 | 51,941 | 6,444 | 121,987 | 116,690 | 2,271 | 1,984 | 740 |
| Liquor stores | 197 | 163 | 15,131 | 13,881 | 768 | 15,566 | 14,064 | 377 | 304 | 196 |
| Fuel, ice dealers | 82 | 60 | 6,271 | 5,883 | 852 | 16,294 | 15,341 | 355 | 293 | 87 |
| Fuel dealers (coal, wood) | (NA) | 44 | (NA) | 4,549 | 661 | 12,236 | 11,411 | 287 | 232 | (NA) |
| Liquefied petroleum gas dealers | (NA) | 9 | (NA) | 1,059 | 155 | 3,607 | 3,501 | 55 | 50 | (NA) |
| Fuel oil dealers | (NA) | 1 | (NA) | (D) | (D) | (D) | (D) | (D) | (D) | (NA) |
| Ice dealers | (NA) | 6 | (NA) | (D) | (D) | (D) | (D) | (D) | (D) | (NA) |
| Hay, grain, feed stores | 29 | 25 | 5,866 | 5,732 | 288 | 5,341 | 5,190 | 102 | 83 | 21 |
| Farm, garden supply stores | 11 | 7 | 1,717 | 1,701 | 339 | 7,264 | 7,230 | 68 | 65 | 9 |
| Jewelry stores | 95 | 69 | 8,480 | 8,112 | 1,406 | 26,588 | 25,794 | 424 | 383 | 85 |
| Book stores | 6 | 6 | 515 | 515 | 98 | 1,790 | 1,686 | 44 | 39 | 2 |
| Stationery stores | 4 | 4 | 698 | 698 | 157 | 2,509 | 2,428 | 43 | 40 | 2 |
| Sporting goods stores | 21 | 13 | 1,097 | 885 | 80 | 1,866 | 1,701 | 33 | 28 | 22 |
| Bicycle stores | 11 | 9 | 2,202 | (D) | 23 | 476 | 476 | 9 | 9 | 10 |
| Florists | 62 | 44 | 2,236 | 1,994 | 322 | 5,989 | 5,944 | 135 | 131 | 64 |
| Cigar stores, stands | 13 | 7 | 668 | 584 | 35 | 725 | 467 | 18 | 11 | 12 |
| News dealers, newsstands | 17 | 5 | 497 | 285 | 35 | 547 | 526 | 16 | 13 | 19 |
| Gift, novelty, souvenir stores | 23 | 11 | 717 | 603 | 93 | 1,925 | 1,712 | 52 | 41 | 24 |
| Music stores | 12 | 8 | 1,071 | 1,005 | 177 | 3,055 | 3,055 | 49 | 49 | 11 |
| Camera, photographic supply stores | 9 | 9 | (D) | (D) | (D) | (D) | (D) | (D) | (D) | (D) |
| Luggage, leather goods stores | 1 | 1 | (D) | (D) | (D) | (D) | (D) | (D) | (D) | (D) |
| Optical goods stores | 13 | 13 | 1,133 | 1,133 | 392 | 6,843 | 6,818 | 86 | 85 | 1 |
| Office, store machine and equipment dealers | 5 | 5 | 428 | 428 | 90 | 1,576 | 1,545 | 24 | 22 | 4 |
| Retail stores (except second-hand) n.e.c. | 42 | 42 | 2,686 | 2,686 | 534 | 9,615 | 9,409 | 159 | 147 | 34 |
| Second-hand stores | 72 | 50 | 4,242 | 3,944 | 547 | 10,143 | 9,503 | 220 | 189 | 82 |
| Nonstore Retailers | | | | | | | | | | |
| Total | 277 | 59 | 13,453 | 11,295 | 1,859 | 34,820 | 34,458 | 555 | 542 | 276 |
| Mail order houses | 1 | 1 | (D) | (D) | (D) | (D) | (D) | (D) | (D) | (D) |
| Direct selling (house-to-house) organizations | 251 | 41 | 8,339 | 6,293 | 1,377 | 25,597 | 25,260 | 439 | 427 | 257 |
| Merchandise vending machine operators | 25 | 17 | (D) | (D) | (D) | (D) | (D) | (D) | (D) | (D) |
| MUNCIE STANDARD METROPOLITAN AREA—Coextensive with Delaware County, Ind. | | | | | | | | | | |
| Retail trade, total | 933 | 745 | 106,146 | 103,008 | 11,911 | 222,567 | 206,580 | 4,718 | 3,815 | 949 |
| Food Stores | | | | | | | | | | |
| Total | 153 | 115 | 24,755 | 23,607 | 1,865 | 33,535 | 30,196 | 765 | 573 | 164 |
| Grocery stores | 136 | 92 | 23,788 | 22,666 | 1,685 | 29,921 | 26,946 | 665 | 499 | 136 |
| Meat markets | 3 | 3 | 286 | 286 | 29 | 617 | 493 | 13 | 7 | 4 |
| Fish (seafood) markets | 1 | 1 | (D) | (D) | (D) | (D) | (D) | (D) | (D) | (D) |
| Fruit stores, vegetable markets | 3 | 3 | (D) | (D) | (D) | (D) | (D) | (D) | (D) | (D) |
| Candy, nut, confectionery stores | 7 | 7 | 120 | 120 | 11 | 234 | 193 | 12 | 8 | 5 |
| Bakery products stores | 6 | 4 | 236 | (D) | 108 | 2,263 | 2,131 | 51 | 41 | 7 |
| Bakeries, with baking on premises | (NA) | 4 | (NA) | (D) | 108 | 2,263 | 2,131 | 51 | 41 | (NA) |
| Bakeries, without baking on premises | (NA) | ••• | (NA) | ••• | ••• | ••• | ••• | ••• | ••• | (NA) |
| Delicatessen stores | 1 | 1 | (D) | (D) | (D) | (D) | (D) | (D) | (D) | (D) |
| Food stores, n.e.c. | 6 | 4 | 151 | (D) | 17 | 220 | 197 | 14 | 11 | 7 |
| Eating, Drinking Places | | | | | | | | | | |
| Total | 178 | 156 | 8,746 | 7,900 | 1,452 | 27,966 | 25,387 | 890 | 711 | 231 |
| Eating places (except refreshment stands) | 113 | 106 | 4,791 | 3,945 | 886 | 18,502 | 16,704 | 631 | 507 | 160 |
| Restaurants, cafeterias | (NA) | 102 | (NA) | (D) | (D) | (D) | (D) | (D) | (D) | (NA) |
| Caterers | (NA) | ••• | (NA) | ••• | ••• | ••• | ••• | ••• | ••• | (NA) |
| In-plant food contractors | (NA) | 4 | (NA) | (D) | (D) | (D) | (D) | (D) | (D) | (NA) |
| Refreshment stands | 10 | 10 | 420 | 420 | 94 | 1,355 | 1,076 | 56 | 33 | 10 |
| Drinking places | 50 | 50 | 3,535 | 3,535 | 472 | 8,109 | 7,607 | 203 | 171 | 61 |
| General Merchandise Group | | | | | | | | | | |
| Total | 20 | 20 | 10,351 | 10,351 | 1,623 | 31,109 | 28,557 | 758 | 566 | 10 |
| Department stores | 4 | 4 | 8,274 | 8,274 | 1,313 | 25,680 | 23,753 | 559 | 426 | ••• |
| Dry goods, general merchandise stores | 3 | 3 | (D) | (D) | (D) | (D) | (D) | (D) | (D) | (D) |
| General stores | 2 | 2 | (D) | (D) | (D) | (D) | (D) | (D) | (D) | (D) |
| Variety stores | 11 | 11 | 1,900 | 1,900 | 290 | 5,240 | 4,627 | 196 | 137 | 5 |
| Apparel, Accessories Stores | | | | | | | | | | |
| Total | 80 | 74 | 6,511 | 6,459 | 912 | 16,460 | 14,464 | 415 | 299 | 45 |
| Shoe stores | 19 | 17 | 1,460 | (D) | (D) | (D) | (D) | (D) | (D) | (D) |
| Men's shoe stores | (NA) | 1 | (NA) | (D) | (D) | (D) | (D) | (D) | (D) | (NA) |
| Women's shoe stores | (NA) | 5 | (NA) | 252 | 37 | 800 | 719 | 21 | 15 | (NA) |
| Children's, juveniles' shoe stores | (NA) | 1 | (NA) | (D) | (D) | (D) | (D) | (D) | (D) | (NA) |
| Family shoe stores | (NA) | 10 | (NA) | 1,140 | 154 | 2,793 | 2,252 | 59 | 31 | (NA) |
| Men's, boys' clothing and furnishings stores | 15 | 15 | 1,324 | 1,324 | 153 | 2,658 | 2,466 | 49 | 39 | 9 |
| Men's, boys' clothing stores | 11 | 11 | 1,136 | 1,136 | 129 | 2,178 | 2,078 | 38 | 32 | 7 |
| Men's, boys' furnishings stores | 4 | 4 | 188 | 188 | 24 | 480 | 388 | 11 | 7 | 2 |
| Family clothing stores | 5 | 5 | 411 | 411 | 61 | 862 | 850 | 17 | 16 | 4 |
| Women's clothing, specialty stores | 33 | 31 | 2,958 | (D) | (D) | (D) | (D) | (D) | (D) | (D) |
| Ready-to-wear stores | (NA) | 19 | (NA) | 2,543 | 404 | 7,453 | 6,611 | 211 | 162 | (NA) |
| Millinery stores | (NA) | 7 | (NA) | 198 | 23 | 447 | 371 | 16 | 10 | (NA) |
| Clothing, specialty stores, n.e.c. | (NA) | 5 | (NA) | (D) | (D) | (D) | (D) | (D) | (D) | (NA) |
| Children's, infants' wear stores | 3 | 3 | 282 | 282 | 31 | 552 | 485 | 17 | 12 | 4 |
| Apparel stores, n.e.c. | 5 | 3 | 76 | (D) | 11 | 210 | 210 | 3 | 3 | 4 |
| Furniture, Home Furnishings, Appliance Dealers | | | | | | | | | | |
| Total | 76 | 64 | 6,972 | 6,902 | 1,043 | 20,702 | 19,902 | 345 | 307 | 61 |
| Furniture, home furnishings stores | 41 | 33 | 4,154 | (D) | 678 | 12,585 | 12,419 | 203 | 195 | 28 |
| Furniture stores | (NA) | 21 | (NA) | 3,571 | 580 | 10,583 | 10,466 | 163 | 158 | (NA) |
| Floor covering stores | (NA) | 5 | (NA) | 386 | 76 | 1,285 | 1,249 | 19 | 17 | (NA) |
| Home furnishings stores, n.e.c., antique stores | (NA) | 7 | (NA) | 163 | 22 | 717 | 704 | 21 | 20 | (NA) |
| Household appliance, radio, TV stores | 33 | 31 | 2,012 | (D) | 365 | 8,117 | 7,483 | 142 | 112 | 29 |
| Household appliance stores | (NA) | 13 | (NA) | 1,221 | 189 | 3,982 | 3,634 | 74 | 58 | (NA) |
| Appliance, radio, TV stores | (NA) | 14 | (NA) | (D) | (D) | (D) | (D) | (D) | (D) | (NA) |
| Radio, TV stores | (NA) | 4 | (NA) | (D) | (D) | (D) | (D) | (D) | (D) | (NA) |

Standard Notes: (D) Withheld to avoid disclosure. (NA) Not available. n.e.c. Not elsewhere classified. XXX Not applicable. (Z) Less than \$500. ... Represents zero.

¹ Group totals may include data for establishments without payroll which could not be classified by detailed kind of business.

Table 103. RETAIL TRADE: 1954 — STANDARD METROPOLITAN AREAS — Continued

Establishments, Sales, Payroll, and Personnel, by Kind of Business

| Standard metropolitan area and kind of business | Establishments | | Receipts | | Payroll, entire year (\$1,000) | Payroll, workweek ended nearest Nov. 15 | | Paid employees, workweek ended nearest Nov. 15 | | Proprietors (un- incorporated businesses only) ¹ (Number) |
|--|--------------------------------|-----------------------------|---|--|---|--|-------------------------------|--|------------------------------|--|
| | Total ¹ (Number) | With payroll (Number) | Total, all establish- ments ¹ (\$1,000) | Establish- ments with payroll (\$1,000) | | Total (Dollars) | Full workweek (Dollars) | Total (Number) | Full workweek (Number) | |
| MUNCIE STANDARD METROPOLITAN AREA—Con. | | | | | | | | | | |
| Automotive Group | | | | | | | | | | |
| Total..... | 58 | 42 | 20,199 | 19,753 | 1,830 | 31,215 | 30,813 | 408 | 396 | 51 |
| Passenger car dealers (franchised)..... | 17 | 15 | 16,700 | (D) | 1,513 | 25,731 | 25,667 | 319 | 317 | 9 |
| Passenger car dealers (nonfranchised)..... | 30 | 18 | 2,419 | 2,141 | 178 | 3,190 | 3,020 | 52 | 48 | 36 |
| Tire, battery, accessory dealers..... | 9 | 7 | (D) | (D) | (D) | (D) | (D) | (D) | (D) | (D) |
| Motorcycle, aircraft, boat dealers..... | 2 | 2 | (D) | (D) | (D) | (D) | (D) | (D) | (D) | (D) |
| Household trailer dealers..... | ... | ... | ... | ... | ... | ... | ... | ... | ... | ... |
| Automotive dealers, n.e.c..... | ... | ... | ... | ... | ... | ... | ... | ... | ... | ... |
| Gasoline Service Stations | | | | | | | | | | |
| Total..... | 114 | 80 | 6,503 | 5,909 | 542 | 10,288 | 9,175 | 215 | 176 | 139 |
| Lumber, Bldg. Mats., Hardware, Farm Equipment Dealers | | | | | | | | | | |
| Total..... | 66 | 60 | 9,777 | 9,729 | 1,227 | 23,207 | 22,334 | 363 | 332 | 59 |
| Farm equipment dealers..... | 18 | 14 | 2,165 | 2,143 | 219 | 3,304 | 3,223 | 55 | 50 | 17 |
| Lumber, building materials dealers..... | 24 | 22 | 5,719 | (D) | 714 | 14,308 | 13,695 | 213 | 196 | 18 |
| Paint, glass, wallpaper stores..... | 6 | 6 | 614 | 814 | 128 | 1,819 | 1,809 | 31 | 30 | 3 |
| Plumbing, electrical supply stores..... | 7 | 5 | 291 | (D) | 43 | 1,341 | 1,341 | 18 | 18 | 10 |
| Hardware stores..... | 13 | 13 | 788 | 788 | 123 | 2,435 | 2,266 | 46 | 38 | 11 |
| Drug Stores, Proprietary Stores | | | | | | | | | | |
| Total..... | 26 | 24 | 3,364 | (D) | 427 | 8,171 | 7,407 | 192 | 145 | 20 |
| Drug stores..... | (NA) | 18 | (NA) | (D) | 401 | 7,672 | 6,942 | 174 | 130 | (NA) |
| Proprietary stores..... | (NA) | 6 | (NA) | 240 | 26 | 499 | 465 | 18 | 15 | (NA) |
| Other Retail Stores | | | | | | | | | | |
| Total..... | 115 | 89 | 8,525 | (D) | 893 | 17,976 | 16,474 | 350 | 277 | 135 |
| Liquor stores..... | 18 | 16 | 1,422 | (D) | 93 | 2,102 | 1,903 | 45 | 37 | 20 |
| Fuel, ice dealers..... | 22 | 18 | 1,947 | 1,877 | 214 | 4,123 | 3,746 | 74 | 61 | 25 |
| Fuel dealers (coal, wood)..... | (NA) | 11 | (NA) | 875 | 101 | 1,818 | 1,459 | 38 | 27 | (NA) |
| Liquefied petroleum gas dealers..... | (NA) | 3 | (NA) | 169 | 22 | 463 | 463 | 8 | 8 | (NA) |
| Fuel oil dealers..... | (NA) | 4 | (NA) | 833 | 91 | 1,842 | 1,824 | 28 | 26 | (NA) |
| Ice dealers..... | (NA) | ... | (NA) | ... | ... | ... | ... | ... | ... | (NA) |
| Hay, grain, feed stores..... | 7 | 7 | 1,427 | 1,427 | 81 | 1,534 | 1,534 | 28 | 28 | 9 |
| Farm, garden supply stores..... | 6 | 4 | 309 | (D) | 37 | 694 | 624 | 13 | 10 | 7 |
| Jewelry stores..... | 9 | 9 | 1,044 | 1,044 | 224 | 3,719 | 3,668 | 53 | 49 | 6 |
| Book stores..... | 1 | 1 | (D) | (D) | (D) | (D) | (D) | (D) | (D) | (D) |
| Stationery stores..... | 1 | 1 | (D) | (D) | (D) | (D) | (D) | (D) | (D) | (D) |
| Sporting goods stores..... | 5 | 3 | 370 | (D) | 31 | 961 | 541 | 16 | 9 | 6 |
| Bicycle stores..... | ... | ... | ... | ... | ... | ... | ... | ... | ... | ... |
| Florists..... | 10 | 8 | 394 | (D) | 49 | 1,266 | 1,153 | 30 | 22 | 16 |
| Cigar stores, stands..... | 4 | 2 | 34 | (D) | (D) | (D) | (D) | (D) | (D) | (D) |
| News dealers, newsstands..... | 1 | 1 | (D) | (D) | (D) | (D) | (D) | (D) | (D) | (D) |
| Gift, novelty, souvenir stores..... | 1 | 1 | (D) | (D) | (D) | (D) | (D) | (D) | (D) | (D) |
| Music stores..... | 3 | 3 | 377 | 377 | 48 | 842 | 719 | 16 | 11 | 2 |
| Camera, photographic supply stores..... | 2 | 2 | (D) | (D) | (D) | (D) | (D) | (D) | (D) | (D) |
| Luggage, leather goods stores..... | 2 | 2 | (D) | (D) | (D) | (D) | (D) | (D) | (D) | (D) |
| Optical goods stores..... | 1 | 1 | (D) | (D) | (D) | (D) | (D) | (D) | (D) | (D) |
| Office, store machine and equipment dealers..... | 4 | 2 | 140 | (D) | (D) | (D) | (D) | (D) | (D) | (D) |
| Retail stores (except second-hand) n.e.c..... | 5 | 5 | (D) | (D) | (D) | (D) | (D) | (D) | (D) | (D) |
| Second-hand stores..... | 5 | 3 | 88 | (D) | (D) | (D) | (D) | (D) | (D) | (D) |
| Nonstore Retailers | | | | | | | | | | |
| Total..... | 35 | 11 | 1,143 | 825 | 97 | 1,938 | 1,671 | 37 | 33 | 34 |
| Mail order houses..... | 3 | 1 | 25 | (D) | (D) | (D) | (D) | (D) | (D) | (D) |
| Direct selling (house-to-house) organizations..... | 26 | 6 | 705 | 415 | 72 | 1,280 | 1,213 | 27 | 23 | 23 |
| Merchandise vending machine operators..... | 6 | 4 | 413 | (D) | (D) | (D) | (D) | (D) | (D) | (D) |
| SOUTH BEND STANDARD METROPOLITAN AREA—Coextensive with St. Joseph County, Ind. | | | | | | | | | | |
| Retail trade, total..... | 2,020 | 1,566 | 251,767 | 241,863 | 32,168 | 591,883 | 547,676 | 11,056 | 8,942 | 2,087 |
| Food Stores | | | | | | | | | | |
| Total..... | 410 | 276 | 54,225 | 50,557 | 3,303 | 60,752 | 53,053 | 1,363 | 951 | 452 |
| Grocery stores..... | 338 | 226 | 50,660 | 47,326 | 2,783 | 50,976 | 44,167 | 1,132 | 770 | 382 |
| Meat markets..... | 12 | 12 | 1,317 | 1,317 | 122 | 1,835 | 1,488 | 40 | 23 | 14 |
| Fish (seafood) markets..... | 1 | 1 | (D) | (D) | (D) | (D) | (D) | (D) | (D) | (D) |
| Fruit stores, vegetable markets..... | 11 | 5 | 237 | 159 | 24 | 646 | 633 | 20 | 19 | 11 |
| Candy, nut, confectionery stores..... | 13 | 9 | 359 | 331 | 43 | 904 | 732 | 36 | 19 | 11 |
| Bakery products stores..... | 17 | 13 | 691 | 967 | 290 | 5,497 | 5,139 | 120 | 99 | 20 |
| Bakeries, with baking on premises..... | (NA) | 12 | (NA) | (D) | (D) | (D) | (D) | (D) | (D) | (NA) |
| Bakeries, without baking on premises..... | (NA) | 1 | (NA) | (D) | (D) | (D) | (D) | (D) | (D) | (NA) |
| Delicatessen stores..... | ... | ... | ... | ... | ... | ... | ... | ... | ... | ... |
| Food stores, n.e.c..... | 18 | 10 | (D) | (D) | (D) | (D) | (D) | (D) | (D) | (D) |
| Eating, Drinking Places | | | | | | | | | | |
| Total..... | 401 | 351 | 19,376 | 18,194 | 3,506 | 71,158 | 63,867 | 1,885 | 1,456 | 505 |
| Eating places (except refreshment stands)..... | 193 | 169 | 9,993 | 9,535 | 2,277 | 47,357 | 42,974 | 1,250 | 996 | 232 |
| Restaurants, cafeterias..... | (NA) | 163 | (NA) | 8,970 | 2,158 | 44,809 | 40,668 | 1,135 | 957 | (NA) |
| Caterers..... | (NA) | 3 | (NA) | (D) | (D) | (D) | (D) | (D) | (D) | (NA) |
| In-plant food contractors..... | (NA) | 3 | (NA) | (D) | (D) | (D) | (D) | (D) | (D) | (NA) |
| Refreshment stands..... | 35 | 35 | 1,152 | 1,152 | 223 | 3,420 | 2,511 | 124 | 65 | 42 |
| Drinking places..... | 179 | 147 | 8,193 | 7,507 | 1,006 | 20,381 | 18,382 | 511 | 395 | 227 |
| General Merchandise Group | | | | | | | | | | |
| Total..... | 61 | 47 | 33,376 | 33,098 | 5,842 | 105,591 | 95,533 | 2,252 | 1,848 | 56 |
| Department stores..... | 6 | 6 | 26,608 | 26,608 | 4,829 | 87,026 | 82,243 | 1,729 | 1,540 | ... |
| Dry goods, general merchandise stores..... | 19 | 11 | 1,848 | 1,300 | 182 | 3,398 | 1,350 | 34 | 28 | 23 |
| General stores..... | 12 | 8 | 535 | (D) | 29 | 280 | 192 | 11 | 6 | 16 |
| Variety stores..... | 24 | 22 | 4,785 | (D) | 802 | 14,887 | 11,745 | 428 | 274 | 17 |

Standard Notes: (D) Withheld to avoid disclosure. (NA) Not available. n.e.c. Not elsewhere classified. XXX Not applicable. (Z) Less than \$500. ... Represents zero.

¹Group totals may include data for establishments without payroll which could not be classified by detailed kind of business.

Table 103. RETAIL TRADE: 1954 — STANDARD METROPOLITAN AREAS — Continued

Establishments, Sales, Payroll, and Personnel, by Kind of Business

| Standard metropolitan area and kind of business | Establishments | | Sales | | Payroll, entire year (\$1,000) | Payroll, workweek ended nearest Nov. 15 | | Paid employees, workweek ended nearest Nov. 15 | | Proprietors (unincorporated businesses only) ¹ (Number) |
|---|-----------------------------|-----------------------|--|---------------------------------------|--------------------------------|---|-------------------------|--|------------------------|--|
| | Total ¹ (Number) | With payroll (Number) | Total, all establishments ¹ (\$1,000) | Establishments with payroll (\$1,000) | | Total (Dollars) | Full workweek (Dollars) | Total (Number) | Full workweek (Number) | |
| TERRE HAUTE STANDARD METROPOLITAN AREA—Con. | | | | | | | | | | |
| Food Stores—Con. | | | | | | | | | | |
| Fruit stores, vegetable markets..... | 6 | 4 | (D) | (D) | (D) | (D) | (D) | (D) | (D) | (D) |
| Candy, nut, confectionery stores..... | 5 | 5 | 151 | 151 | 23 | 361 | 266 | 11 | 7 | 3 |
| Bakery products stores..... | 8 | 4 | 660 | 510 | 46 | 1,097 | 1,023 | 29 | 24 | 9 |
| Bakeries, with baking on premises..... | (NA) | 4 | (NA) | 510 | 46 | 1,097 | 1,023 | 29 | 24 | (NA) |
| Bakeries, without baking on premises..... | (NA) | ••• | (NA) | ••• | ••• | ••• | ••• | ••• | ••• | (NA) |
| Delicatessen stores..... | 1 | 1 | (D) | (D) | (D) | (D) | (D) | (D) | (D) | (D) |
| Food stores, n.e.c..... | 2 | 2 | (D) | (D) | (D) | (D) | (D) | (D) | (D) | (D) |
| Eating, Drinking Places | | | | | | | | | | |
| Total..... | 266 | 232 | 8,497 | 8,061 | 1,377 | 26,243 | 24,357 | 893 | 746 | 350 |
| Eating places (except refreshment stands)..... | 110 | 98 | 3,652 | 3,536 | 845 | 16,617 | 15,697 | 553 | 473 | 121 |
| Restaurants, cafeterias..... | (NA) | 95 | (NA) | 3,417 | 800 | 15,723 | 14,809 | 529 | 451 | (NA) |
| Caterers..... | (NA) | ••• | (NA) | ••• | ••• | ••• | ••• | ••• | ••• | (NA) |
| In-plant food contractors..... | (NA) | 3 | (NA) | 119 | 45 | 894 | 888 | 24 | 22 | (NA) |
| Refreshment stands..... | 23 | 19 | 372 | 340 | 48 | 821 | 668 | 59 | 43 | 33 |
| Drinking places..... | 133 | 115 | 4,473 | 4,185 | 484 | 8,805 | 7,992 | 281 | 230 | 196 |
| General Merchandise Group | | | | | | | | | | |
| Total..... | 30 | 20 | 23,736 | 23,486 | 3,733 | 66,185 | 55,452 | 1,516 | 1,113 | 24 |
| Department stores..... | 8 | 8 | 17,122 | 17,122 | 2,742 | 48,748 | 41,835 | 1,097 | 818 | ••• |
| Dry goods, general merchandise stores..... | 8 | 2 | (D) | (D) | (D) | (D) | (D) | (D) | (D) | (D) |
| General stores..... | 6 | 2 | (D) | (D) | (D) | (D) | (D) | (D) | (D) | (D) |
| Variety stores..... | 8 | 8 | 1,682 | 1,682 | 303 | 5,876 | 4,767 | 170 | 108 | 9 |
| Apparel, Accessories Stores | | | | | | | | | | |
| Total..... | 62 | 60 | 5,458 | (D) | 948 | 16,439 | 15,465 | 313 | 262 | 25 |
| Shoe stores..... | 19 | 17 | 1,864 | (D) | 346 | 4,877 | 4,497 | 90 | 71 | 6 |
| Men's shoe stores..... | (NA) | 4 | (NA) | (D) | (D) | (D) | (D) | (D) | (D) | (NA) |
| Women's shoe stores..... | (NA) | 4 | (NA) | (D) | (D) | (D) | (D) | (D) | (D) | (NA) |
| Children's, juveniles' shoe stores..... | (NA) | ••• | (NA) | ••• | ••• | ••• | ••• | ••• | ••• | (NA) |
| Family shoe stores..... | (NA) | 9 | (NA) | 1,337 | 288 | 3,415 | 3,070 | 67 | 51 | (NA) |
| Men's, boys' clothing and furnishings stores..... | 15 | 15 | (D) | (D) | (D) | (D) | (D) | (D) | (D) | (D) |
| Men's, boys' clothing stores..... | 14 | 14 | (D) | (D) | (D) | (D) | (D) | (D) | (D) | (D) |
| Men's, boys' furnishings stores..... | 1 | 1 | (D) | (D) | (D) | (D) | (D) | (D) | (D) | (D) |
| Family clothing stores..... | 3 | 3 | 290 | 290 | 54 | 1,075 | 1,066 | 23 | 23 | 3 |
| Women's clothing, specialty stores..... | 23 | 23 | 1,744 | 1,744 | 285 | 5,623 | 5,211 | 115 | 94 | 9 |
| Ready-to-wear stores..... | 12 | 12 | 1,375 | 1,375 | 234 | 4,564 | 4,302 | 89 | 75 | 5 |
| Millinery stores..... | 7 | 7 | (D) | (D) | (D) | (D) | (D) | (D) | (D) | (D) |
| Clothing, specialty stores, n.e.c..... | 4 | 4 | (D) | (D) | (D) | (D) | (D) | (D) | (D) | (D) |
| Children's, infants' wear stores..... | 2 | 2 | (D) | (D) | (D) | (D) | (D) | (D) | (D) | (D) |
| Apparel stores, n.e.c..... | ••• | ••• | (D) | (D) | (D) | (D) | (D) | (D) | (D) | (D) |
| Furniture, Home Furnishings, Appliance Dealers | | | | | | | | | | |
| Total..... | 50 | 40 | 5,322 | 5,152 | 969 | 19,397 | 17,692 | 322 | 276 | 50 |
| Furniture, home furnishings stores..... | 26 | 22 | 2,546 | 2,898 | 598 | 12,557 | 11,160 | 198 | 166 | 23 |
| Furniture stores..... | (NA) | 9 | (NA) | 1,937 | 379 | 7,669 | 7,526 | 106 | 104 | (NA) |
| Floor covering stores..... | (NA) | 3 | (NA) | 427 | 66 | 1,107 | 1,086 | 18 | 15 | (NA) |
| Home furnishings stores, n.e.c., antique stores..... | (NA) | 10 | (NA) | 534 | 153 | 3,781 | 2,546 | 74 | 47 | (NA) |
| Household appliance, radio, TV stores..... | 24 | 18 | 2,376 | 2,254 | 371 | 6,840 | 6,532 | 124 | 110 | 27 |
| Household appliance stores..... | (NA) | 9 | (NA) | 1,146 | 180 | 3,526 | 3,300 | 65 | 57 | (NA) |
| Appliance, radio, TV stores..... | (NA) | 6 | (NA) | (D) | (D) | (D) | (D) | (D) | (D) | (NA) |
| Radio, TV stores..... | (NA) | 3 | (NA) | (D) | (D) | (D) | (D) | (D) | (D) | (NA) |
| Automotive Group | | | | | | | | | | |
| Total..... | 61 | 49 | 23,022 | 22,636 | 2,620 | 48,746 | 48,136 | 690 | 671 | 39 |
| Passenger car dealers (franchised)..... | 17 | 15 | 14,962 | (D) | 1,823 | 32,542 | 32,510 | 441 | 440 | 7 |
| Passenger car dealers (nonfranchised)..... | 23 | 13 | 4,266 | 3,912 | 319 | 5,344 | 5,310 | 75 | 73 | 21 |
| Tire, battery, accessory dealers..... | 16 | 16 | 3,882 | 3,082 | 442 | 9,946 | 9,455 | 153 | 139 | 8 |
| Motorcycle, aircraft, boat dealers..... | 1 | 1 | (D) | (D) | (D) | (D) | (D) | (D) | (D) | (D) |
| Household trailer dealers..... | 3 | 3 | (D) | (D) | (D) | (D) | (D) | (D) | (D) | (D) |
| Automotive dealers, n.e.c..... | 1 | 1 | (D) | (D) | (D) | (D) | (D) | (D) | (D) | (D) |
| Gasoline Service Stations | | | | | | | | | | |
| Total..... | 136 | 98 | 7,097 | 6,493 | 637 | 11,705 | 10,159 | 271 | 201 | 142 |
| Lumber, Bldg. Mads., Hardware, Farm Equipment Dealers | | | | | | | | | | |
| Total..... | 52 | 46 | 6,864 | 6,754 | 1,025 | 18,597 | 18,065 | 290 | 270 | 45 |
| Farm equipment dealers..... | 8 | 3 | 1,233 | 1,233 | 121 | 2,055 | 1,896 | 41 | 36 | 8 |
| Lumber, building materials dealers..... | 14 | 14 | 3,491 | 3,491 | 452 | 8,064 | 7,890 | 125 | 118 | 10 |
| Paint, glass, wallpaper stores..... | 8 | 4 | 387 | (D) | 39 | 642 | 614 | 13 | 11 | 7 |
| Plumbing, electrical supply stores..... | 10 | 10 | 827 | 827 | 254 | 4,849 | 4,736 | 65 | 62 | 9 |
| Hardware stores..... | 12 | 10 | 926 | (D) | 159 | 2,987 | 2,927 | 46 | 43 | 11 |
| Drug Stores, Proprietary Stores | | | | | | | | | | |
| Total..... | 40 | 40 | 4,136 | 4,136 | 480 | 9,292 | 7,475 | 263 | 167 | 36 |
| Drug stores..... | 34 | 34 | 4,013 | 4,013 | 468 | 9,347 | 7,237 | 252 | 157 | 29 |
| Proprietary stores..... | 6 | 6 | 123 | 123 | 12 | 245 | 238 | 11 | 10 | 7 |
| Other Retail Stores | | | | | | | | | | |
| Total..... | 145 | 107 | 7,407 | (D) | 958 | 17,268 | 16,363 | 385 | 325 | 143 |
| Liquor stores..... | 20 | 16 | 918 | 822 | 47 | 781 | 735 | 21 | 17 | 29 |
| Fuel, ice dealers..... | 23 | 19 | 1,942 | 1,916 | 224 | 3,613 | 3,445 | 86 | 74 | 18 |
| Fuel dealers (coal, wood)..... | (NA) | 14 | (NA) | 1,434 | 177 | 2,833 | 2,677 | 69 | 57 | (NA) |
| Liquefied petroleum gas dealers..... | (NA) | 4 | (NA) | (D) | (D) | (D) | (D) | (D) | (D) | (NA) |
| Fuel oil dealers..... | (NA) | 1 | (NA) | (D) | (D) | (D) | (D) | (D) | (D) | (NA) |
| Ice dealers..... | (NA) | ••• | (NA) | ••• | ••• | ••• | ••• | ••• | ••• | (NA) |
| Hay, grain, feed stores..... | 8 | 6 | 264 | (D) | 9 | 245 | 187 | 7 | 4 | 8 |
| Farm, garden supply stores..... | 4 | 2 | 74 | (D) | (D) | (D) | (D) | (D) | (D) | (D) |

Standard Notes: (D) Withheld to avoid disclosure. (NA) Not available. n.e.c. Not elsewhere classified. XXX Not applicable. (Z) Less than \$500. ... Represents zero.
¹ Group totals may include data for establishments without payroll which could not be classified by detailed kind of business.

RETAIL TRADE—AREA STATISTICS

Table 103. RETAIL TRADE: 1954 — STANDARD METROPOLITAN AREAS — Continued

Establishments, Sales, Payroll, and Personnel, by Kind of Business

| Standard metropolitan area and kind of business | Establishments | | Sales | | Payroll, entire year (\$1,000) | Payroll, workweek ended nearest Nov. 15 | | Paid employees, workweek ended nearest Nov. 15 | | Proprietors (unincorporated businesses only) ¹ (Number) |
|--|-----------------------------|-----------------------|--|---------------------------------------|--------------------------------|---|-------------------------|--|------------------------|--|
| | Total ¹ (Number) | With payroll (Number) | Total, all establishments ¹ (\$1,000) | Establishments with payroll (\$1,000) | | Total (Dollars) | Full workweek (Dollars) | Total (Number) | Full workweek (Number) | |
| TERRE HAUTE STANDARD METROPOLITAN AREA—Con. | | | | | | | | | | |
| Other Retail Stores—Con. | | | | | | | | | | |
| Jewelry stores..... | 9 | 9 | 1,444 | 1,444 | 231 | 4,715 | 4,670 | 66 | 65 | 6 |
| Book stores..... | 3 | 3 | 56 | 56 | 8 | 41 | 41 | 2 | 2 | 1 |
| Stationery stores..... | 3 | 3 | (D) | (D) | (D) | (D) | (D) | (D) | (D) | (D) |
| Sporting goods stores..... | 8 | 6 | 267 | (D) | 28 | 443 | 391 | 10 | 7 | 5 |
| Bicycle stores..... | 1 | 1 | (D) | (D) | (D) | (D) | (D) | (D) | (D) | (D) |
| Florists..... | 12 | 10 | 340 | (D) | 50 | 847 | 795 | 23 | 19 | 16 |
| Cigar stores, stands..... | 4 | 2 | (D) | (D) | (D) | (D) | (D) | (D) | (D) | (D) |
| News dealers, newsstands..... | 2 | 2 | (D) | (D) | (D) | (D) | (D) | (D) | (D) | (D) |
| Gift, novelty, souvenir stores..... | 4 | 4 | 149 | 149 | 25 | 555 | 486 | 16 | 14 | 5 |
| Music stores..... | 3 | 3 | (D) | (D) | (D) | (D) | (D) | (D) | (D) | (D) |
| Camera, photographic supply stores..... | 2 | 2 | (D) | (D) | (D) | (D) | (D) | (D) | (D) | (D) |
| Luggage, leather goods stores..... | 1 | 1 | (D) | (D) | (D) | (D) | (D) | (D) | (D) | (D) |
| Optical goods stores..... | 1 | 1 | (D) | (D) | (D) | (D) | (D) | (D) | (D) | (D) |
| Office, store machine and equipment dealers..... | 3 | 1 | 112 | (D) | (D) | (D) | (D) | (D) | (D) | (D) |
| Retail stores (except second-hand) n.e.c..... | 11 | 11 | 435 | 435 | 101 | 2,029 | 2,019 | 40 | 39 | 6 |
| Second-hand stores..... | 10 | 4 | 144 | 120 | 47 | 978 | 782 | 47 | 28 | 10 |
| Nonstore Retailers | | | | | | | | | | |
| Total..... | 36 | 10 | 3,920 | 3,642 | 619 | 11,832 | 11,760 | 184 | 181 | 34 |
| Mail order houses..... | ••• | ••• | ••• | ••• | ••• | ••• | ••• | ••• | ••• | ••• |
| Direct selling (house-to-house) organizations..... | 34 | 8 | (D) | (D) | (D) | (D) | (D) | (D) | (D) | (D) |
| Merchandise vending machine operators..... | 2 | 2 | (D) | (D) | (D) | (D) | (D) | (D) | (D) | (D) |

Standard Notes: (D) Withheld to avoid disclosure. (NA) Not available. n.e.c. Not elsewhere classified. XXX Not applicable. (Z) Less than \$500. ... Represents zero.
¹ Group totals may include data for establishments without payroll which could not be classified by detailed kind of business.

Table 103A. RETAIL TRADE: 1948¹— STANDARD METROPOLITAN AREAS

Establishments and Sales, by Kind of Business

| Kind of business | Establishments, 1948 | | Sales, 1948 | | Establishments, 1948 | | Sales, 1948 | | Establishments, 1948 | | Sales, 1948 | |
|---|----------------------|-----------------------|-------------------------------------|---------------------------------------|----------------------|-----------------------|-------------------------------------|---------------------------------------|----------------------|-----------------------|-------------------------------------|---------------------------------------|
| | Total (Number) | With payroll (Number) | Total, all establishments (\$1,000) | Establishments with payroll (\$1,000) | Total (Number) | With payroll (Number) | Total, all establishments (\$1,000) | Establishments with payroll (\$1,000) | Total (Number) | With payroll (Number) | Total, all establishments (\$1,000) | Establishments with payroll (\$1,000) |
| CHICAGO STANDARD METROPOLITAN AREA | | | | | | | | | | | | |
| EVANSVILLE STANDARD METROPOLITAN AREA | | | | | | | | | | | | |
| FORT WAYNE STANDARD METROPOLITAN AREA | | | | | | | | | | | | |
| Retail trade, total..... | 59,654 | 37,766 | 5,924,783 | 5,414,120 | 1,589 | 1,186 | 149,491 | 142,227 | 1,724 | 1,338 | 190,453 | 181,921 |
| Food stores..... | 16,810 | 8,679 | 1,213,425 | 1,030,196 | 435 | 263 | 30,784 | 27,078 | 384 | 248 | 36,299 | 32,839 |
| Eating, drinking places..... | 15,073 | 9,176 | 594,936 | 419,154 | 392 | 320 | 12,812 | 12,046 | 368 | 325 | 16,078 | 15,474 |
| General merchandise group..... | 1,181 | 843 | 793,293 | 788,037 | 41 | 34 | 19,930 | 19,724 | 46 | 36 | 34,289 | 34,136 |
| Apparel, accessories stores..... | 5,542 | 4,179 | 569,708 | 547,580 | 89 | 82 | 18,815 | 18,725 | 93 | 85 | 14,372 | 14,372 |
| Furniture, home furnishings, appliance dealers..... | 2,587 | 1,803 | 259,884 | 244,791 | 45 | 39 | 8,521 | 8,447 | 78 | 63 | 9,337 | 9,049 |
| Automotive group..... | 1,736 | 1,482 | 748,821 | 735,114 | 69 | 57 | 23,112 | 22,818 | 113 | 86 | 30,867 | 29,706 |
| Gasoline service stations..... | 3,771 | 2,615 | 201,914 | 173,482 | 146 | 110 | 6,657 | 6,071 | 236 | 167 | 10,719 | 9,361 |
| Lumber, building materials, hardware, farm equipment dealers..... | 2,231 | 1,523 | 266,960 | 253,270 | 86 | 68 | 8,015 | 7,748 | 93 | 80 | 10,306 | 10,029 |
| Drug stores, proprietary stores..... | 2,135 | 1,900 | 187,412 | 182,494 | 63 | 56 | 5,905 | 5,759 | 77 | 67 | 6,354 | 6,116 |
| Other retail stores..... | 8,335 | 5,346 | 562,591 | 515,236 | 212 | 146 | 12,290 | 11,161 | 221 | 167 | 18,044 | (D) |
| Nonstore retailers..... | 253 | 220 | 525,839 | 524,766 | 11 | 11 | 2,650 | 2,650 | 15 | 14 | 3,630 | (D) |
| INDIANAPOLIS STANDARD METROPOLITAN AREA | | | | | | | | | | | | |
| LOUISVILLE STANDARD METROPOLITAN AREA | | | | | | | | | | | | |
| MUNCIE STANDARD METROPOLITAN AREA | | | | | | | | | | | | |
| Retail trade, total..... | 5,111 | 4,056 | 616,984 | 596,841 | 5,452 | 4,028 | 509,392 | 481,875 | 873 | 708 | 77,280 | 73,475 |
| Food stores..... | 1,368 | 888 | 115,465 | 105,425 | 1,500 | 911 | 113,672 | 100,895 | 217 | 142 | 17,074 | 15,300 |
| Eating, drinking places..... | 1,013 | 927 | 46,731 | 45,692 | 1,267 | 1,027 | 45,668 | 42,743 | 142 | 138 | 5,021 | 4,994 |
| General merchandise group..... | 150 | 113 | 113,846 | 113,373 | 204 | 140 | 64,388 | 63,311 | 21 | 16 | 10,069 | 9,992 |
| Apparel, accessories stores..... | 243 | 209 | 35,323 | 34,707 | 365 | 303 | 51,904 | 51,102 | 63 | 56 | 5,228 | 5,147 |
| Furniture, home furnishings, appliance dealers..... | 252 | 204 | 31,570 | 30,815 | 231 | 173 | 25,475 | 24,385 | 49 | 44 | 4,820 | 4,739 |
| Automotive group..... | 224 | 205 | 111,261 | 110,580 | 188 | 161 | 90,282 | 89,279 | 61 | 51 | 13,107 | 12,444 |
| Gasoline service stations..... | 547 | 435 | 30,280 | 27,784 | 474 | 363 | 21,826 | 19,744 | 102 | 72 | 3,900 | 3,251 |
| Lumber, building materials, hardware, farm equipment dealers..... | 228 | 183 | 26,488 | 25,678 | 263 | 194 | 24,504 | 23,410 | 58 | 56 | 5,681 | (D) |
| Drug stores, proprietary stores..... | 302 | 285 | 29,432 | 29,091 | 225 | 209 | 22,831 | 22,393 | 28 | 25 | 2,549 | 2,527 |
| Other retail stores..... | 745 | 568 | 52,372 | 49,480 | 712 | 524 | 42,145 | 37,916 | 129 | 105 | 9,211 | (D) |
| Nonstore retailers..... | 39 | 39 | 24,216 | 24,216 | 23 | 23 | 6,697 | 6,697 | 3 | 3 | 620 | 620 |
| SOUTH BEND STANDARD METROPOLITAN AREA | | | | | | | | | | | | |
| TERRE HAUTE STANDARD METROPOLITAN AREA | | | | | | | | | | | | |
| Retail trade, total..... | 2,042 | 1,524 | 215,422 | 203,881 | 1,327 | 859 | 104,870 | 96,068 | | | | |
| Food stores..... | 514 | 326 | 41,670 | 37,071 | 424 | 172 | 22,033 | 16,803 | | | | |
| Eating, drinking places..... | 382 | 326 | 16,245 | 15,202 | 308 | 249 | 8,296 | 7,546 | | | | |
| General merchandise group..... | 56 | 40 | 31,523 | 31,324 | 24 | 18 | 20,513 | 20,380 | | | | |
| Apparel, accessories stores..... | 116 | 104 | 18,772 | 18,609 | 63 | 55 | 6,034 | 5,857 | | | | |
| Furniture, home furnishings, appliance dealers..... | 106 | 86 | 12,317 | 12,058 | 52 | 44 | 5,476 | 5,344 | | | | |
| Automotive group..... | 119 | 93 | 36,802 | 35,617 | 57 | 41 | 18,622 | 17,838 | | | | |
| Gasoline service stations..... | 249 | 175 | 11,667 | 9,920 | 147 | 89 | 4,874 | 3,954 | | | | |
| Lumber, building materials, hardware, farm equipment dealers..... | 121 | 102 | 19,683 | 19,253 | 58 | 46 | 6,336 | 6,183 | | | | |
| Drug stores, proprietary stores..... | 69 | 64 | 6,338 | 6,211 | 48 | 46 | 3,507 | (D) | | | | |
| Other retail stores..... | 299 | 197 | 17,646 | 15,857 | 140 | 93 | 7,660 | (D) | | | | |
| Nonstore retailers..... | 11 | 11 | 2,759 | 2,759 | 6 | 6 | 1,519 | 1,519 | | | | |

Standard Notes: (D) Withheld to avoid disclosure. (NA) Not available. ... Represents zero.
¹ Data in this table differ from those which appeared in the publications of the 1948 Census of Retail Trade. For a description of the adjustments see Comparison of 1948 and 1954 Censuses in the Introduction.

Table 104. RETAIL TRADE: 1954 — COUNTIES WITH 500 ESTABLISHMENTS OR MORE

Establishments, Sales, Payroll, and Personnel, by Kind of Business

| County and kind of business | Establishments | | Sales | | Payroll, entire year (\$1,000) | Payroll, workweek ended nearest Nov. 15 | | Paid employees, workweek ended nearest Nov. 15 | | Proprietors (unincorporated businesses only) ¹ (Number) |
|--|--------------------------------|--------------------------|---|--|-----------------------------------|---|----------------------------|--|---------------------------|---|
| | Total ¹ (Number) | With payroll (Number) | Total, all establishments ¹ (\$1,000) | Establishments with payroll (\$1,000) | | Total (Dollars) | Full workweek (Dollars) | Total (Number) | Full workweek (Number) | |
| ALLEN COUNTY (See Fort Wayne Standard Metropolitan Area, Table 103.) | | | | | | | | | | |
| DELAWARE COUNTY (See Muncie Standard Metropolitan Area, Table 103.) | | | | | | | | | | |
| ELKHART COUNTY | | | | | | | | | | |
| Retail trade, total | 972 | 738 | 113,003 | 108,301 | 13,036 | 240,861 | 223,347 | 4,715 | 3,782 | 976 |
| Food stores, total | 171 | 107 | 24,268 | 22,782 | 1,885 | 35,698 | 32,095 | 687 | 501 | 188 |
| Grocery stores | 145 | 95 | 22,238 | 20,968 | 1,469 | 27,690 | 24,405 | 567 | 398 | 160 |
| Meat markets, fish (seafood) markets | 2 | 2 | (D) | (D) | (D) | (D) | (D) | (D) | (D) | (D) |
| Fruit stores, vegetable markets | 4 | 2 | (D) | (D) | (D) | (D) | (D) | (D) | (D) | (D) |
| Candy, nut, confectionery stores | 8 | 4 | 114 | 90 | 5 | 132 | 120 | 4 | 3 | 12 |
| Other food stores | 12 | 4 | 1,309 | (D) | (D) | (D) | (D) | (D) | (D) | (D) |
| Eating, drinking places, total | 133 | 129 | 6,263 | 6,147 | 1,077 | 24,619 | 22,293 | 671 | 536 | 164 |
| Eating places | 95 | 91 | 3,657 | 3,541 | 696 | 15,801 | 14,521 | 438 | 396 | 117 |
| Drinking places | 38 | 38 | 2,606 | 2,606 | 381 | 8,818 | 7,772 | 133 | 140 | 47 |
| General merchandise group, total | 29 | 23 | 8,948 | 8,772 | 1,486 | 27,706 | 24,759 | 718 | 497 | 19 |
| General merchandise group (except variety) | 16 | 12 | 6,396 | (D) | 1,034 | 19,057 | 17,494 | 423 | 316 | 14 |
| Variety stores | 13 | 11 | 2,552 | (D) | 452 | 8,649 | 7,265 | 295 | 181 | 5 |
| Apparel, accessories stores, total | 68 | 66 | 5,743 | (D) | 716 | 14,331 | 12,162 | 355 | 234 | 57 |
| Shoe stores | 16 | 16 | 1,313 | 1,313 | 177 | 3,093 | 2,567 | 65 | 37 | 13 |
| Men's, boys' clothing and furnishings stores | 14 | 14 | 1,697 | 1,697 | 234 | 3,889 | 3,642 | 76 | 57 | 17 |
| Family clothing stores | 4 | 4 | 656 | 656 | 63 | 1,297 | 1,173 | 33 | 25 | 1 |
| Women's clothing, specialty stores | 28 | 26 | 1,734 | (D) | 224 | 5,656 | 5,200 | 746 | 107 | 17 |
| Ready-to-wear stores | (NA) | 18 | (NA) | 1,537 | (D) | (D) | (D) | (D) | (D) | (NA) |
| Other clothing, specialty stores | (NA) | 8 | (NA) | (D) | (D) | (D) | (D) | (D) | (D) | (NA) |
| Other apparel stores | 6 | 6 | 343 | 343 | 18 | 395 | 280 | 15 | 8 | 9 |
| Furniture, home furnishings, appliance dealers, total | 70 | 60 | 5,603 | 5,483 | 865 | 16,391 | 15,495 | 257 | 221 | 71 |
| Furniture, home furnishings stores, antique stores | 40 | 32 | 3,031 | (D) | 369 | 6,808 | 6,494 | 115 | 101 | 49 |
| Household appliance, radio, TV stores | 30 | 28 | 2,572 | (D) | 496 | 9,583 | 9,001 | 142 | 120 | 22 |
| Automotive group | 74 | 54 | 24,025 | 23,329 | 2,490 | 43,190 | 42,396 | 556 | 521 | 59 |
| Gasoline service stations | 118 | 90 | 7,192 | 6,526 | 553 | 11,577 | 9,805 | 247 | 168 | 136 |
| Lumber, bldg. mats., hardware, farm equip. dealers, total | 82 | 72 | 12,405 | 12,161 | 1,956 | 28,818 | 27,614 | 437 | 400 | 65 |
| Farm equipment dealers | 14 | 14 | 3,259 | 3,259 | 648 | 6,143 | 6,123 | 88 | 87 | 17 |
| Lumber, building materials, supplies, equipment dealers | 48 | 38 | 5,466 | 5,222 | 752 | 13,657 | 12,794 | 193 | 175 | 31 |
| Hardware stores | 20 | 20 | 3,680 | 3,680 | 556 | 9,018 | 8,697 | 156 | 139 | 17 |
| Drug stores, proprietary stores, total | 24 | 22 | 2,550 | (D) | 347 | 5,994 | 5,085 | 266 | 236 | 20 |
| Drug stores | (NA) | 20 | (NA) | 2,389 | (D) | (D) | (D) | (D) | (D) | (NA) |
| Proprietary stores | (NA) | 2 | (NA) | (D) | (D) | (D) | (D) | (D) | (D) | (NA) |
| Other retail stores, total | 160 | 100 | 14,469 | 13,689 | 1,472 | 29,145 | 27,683 | 460 | 412 | 153 |
| Liquor stores | 8 | 4 | 336 | 232 | 13 | 209 | 179 | 5 | 4 | 7 |
| Fuel, ice dealers | 25 | 19 | 2,800 | 2,746 | 302 | 5,733 | 5,466 | 96 | 88 | 19 |
| Feed, farm, garden supply stores | 31 | 19 | 6,216 | 6,674 | 517 | 9,770 | 9,357 | 144 | 134 | 28 |
| Jewelry stores | 22 | 16 | 1,170 | 1,064 | 186 | 4,431 | 4,033 | 71 | 60 | 25 |
| Book, stationery stores | 3 | 3 | (D) | (D) | (D) | (D) | (D) | (D) | (D) | (D) |
| Other retail stores (except second-hand) | 47 | 35 | 2,699 | 2,575 | 395 | 7,986 | 7,681 | 124 | 109 | 46 |
| Second-hand stores | 6 | 4 | (D) | (D) | (D) | (D) | (D) | (D) | (D) | (D) |
| Nonstore retailers | 43 | 15 | 1,537 | 1,167 | 189 | 3,393 | 3,256 | 61 | 56 | 44 |
| GRANT COUNTY | | | | | | | | | | |
| Retail trade, total | 646 | 478 | 64,814 | 61,500 | 6,765 | 130,035 | 118,129 | 2,908 | 2,259 | 655 |
| Food stores, total | 116 | 68 | 15,057 | 13,887 | 941 | 17,724 | 15,431 | 326 | 295 | 124 |
| Grocery stores | 104 | 60 | 14,645 | 13,509 | 839 | 15,745 | 13,547 | 333 | 245 | 112 |
| Meat markets, fish (seafood) markets | 1 | 1 | (D) | (D) | (D) | (D) | (D) | (D) | (D) | (D) |
| Fruit stores, vegetable markets | 1 | 1 | (D) | (D) | (D) | (D) | (D) | (D) | (D) | (D) |
| Candy, nut, confectionery stores | 4 | 2 | 28 | (D) | (D) | (D) | (D) | (D) | (D) | (D) |
| Other food stores | 6 | 4 | (D) | (D) | (D) | (D) | (D) | (D) | (D) | (D) |
| Eating, drinking places, total | 112 | 102 | 4,679 | 4,413 | 703 | 15,901 | 14,261 | 482 | 376 | 142 |
| Eating places | 71 | 65 | 2,720 | 2,652 | 497 | 11,832 | 10,966 | 359 | 304 | 92 |
| Drinking places | 41 | 37 | 1,959 | 1,761 | 206 | 4,069 | 3,293 | 123 | 72 | 50 |
| General merchandise group, total | 26 | 24 | 6,807 | (D) | 961 | 18,657 | 16,228 | 545 | 385 | 18 |
| General merchandise group (except variety) | 12 | 10 | 4,867 | (D) | 658 | 12,416 | 10,987 | 301 | 236 | 8 |
| Variety stores | 14 | 14 | 1,940 | 1,940 | 303 | 6,241 | 5,241 | 244 | 149 | 10 |
| Apparel, accessories stores, total | 43 | 43 | 4,204 | 4,204 | 587 | 9,564 | 8,455 | 246 | 175 | 25 |
| Shoe stores | 9 | 9 | 1,108 | 1,108 | 149 | 2,432 | 1,962 | 54 | 30 | 5 |
| Men's, boys' clothing and furnishings stores | 10 | 10 | 1,105 | 1,105 | 146 | 2,488 | 2,187 | 54 | 37 | 5 |
| Family clothing stores | 1 | 1 | (D) | (D) | (D) | (D) | (D) | (D) | (D) | (D) |
| Women's clothing, specialty stores | 21 | 21 | 1,884 | 1,884 | 276 | 4,359 | 4,035 | 129 | 101 | 13 |
| Ready-to-wear stores | 18 | 18 | (D) | (D) | (D) | (D) | (D) | (D) | (D) | (D) |
| Other clothing, specialty stores | 3 | 3 | (D) | (D) | (D) | (D) | (D) | (D) | (D) | (D) |
| Other apparel stores | 2 | 2 | (D) | (D) | (D) | (D) | (D) | (D) | (D) | (D) |
| Furniture, home furnishings, appliance dealers, total | 44 | 34 | 3,265 | 3,135 | 533 | 10,143 | 9,492 | 200 | 172 | 41 |
| Furniture, home furnishings stores, antique stores | 22 | 18 | 1,737 | 1,713 | 285 | 5,926 | 5,690 | 110 | 98 | 15 |
| Household appliance, radio, TV stores | 22 | 16 | 1,528 | 1,422 | 248 | 4,217 | 3,806 | 90 | 74 | 26 |
| Automotive group | 43 | 35 | 12,155 | 11,877 | 1,206 | 21,937 | 21,181 | 302 | 283 | 40 |

Standard Notes: (D) Withheld to avoid disclosure. (NA) Not available. n.e.c. Not elsewhere classified. XXX Not applicable. (Z) Less than \$500. ... Represents zero.
¹ Group totals may include data for establishments without payroll which could not be classified by detailed kind of business.

Table 104. RETAIL TRADE: 1954 — COUNTIES WITH 500 ESTABLISHMENTS OR MORE—Continued

Establishments, Sales, Payroll, and Personnel, by Kind of Business

| County and kind of business | Establishments | | Sales | | Payroll, entire year (\$1,000) | Payroll, workweek ended nearest Nov. 15 | | Paid employees, workweek ended nearest Nov. 15 | | Proprietors (unincorporated businesses only) ¹ (Number) |
|--|--------------------------------|--------------------------|---|--|-----------------------------------|---|----------------------------|--|---------------------------|---|
| | Total ¹ (Number) | With payroll (Number) | Total, all establishments ¹ (\$1,000) | Establishments with payroll (\$1,000) | | Total (Dollars) | Full workweek (Dollars) | Total (Number) | Full workweek (Number) | |
| GRANT COUNTY—Con. | | | | | | | | | | |
| Gasoline service stations..... | 88 | 50 | 4,904 | 4,072 | 364 | 7,512 | 6,824 | 165 | 124 | 100 |
| Lumber, bldg. mats., hardware, farm equip. dealers, total..... | 57 | 49 | 7,380 | 7,306 | 801 | 15,329 | 14,721 | 256 | 228 | 52 |
| Farm equipment dealers..... | 16 | 14 | 2,603 | (D) | 265 | 5,003 | 4,933 | 80 | 75 | 20 |
| Lumber, building materials, supplies, equipment dealers..... | 31 | 25 | 3,860 | (D) | 442 | 8,507 | 8,138 | 141 | 123 | 22 |
| Hardware stores..... | 10 | 10 | 917 | 917 | 94 | 1,819 | 1,650 | 35 | 30 | 10 |
| Drug stores, proprietary stores, total..... | 18 | 18 | 2,186 | 2,186 | 265 | 4,819 | 3,625 | 144 | 77 | 14 |
| Drug stores..... | 15 | 15 | 2,070 | 2,070 | 257 | 4,542 | 3,376 | 134 | 69 | 12 |
| Proprietary stores..... | 3 | 3 | 116 | 116 | 8 | 277 | 249 | 10 | 8 | 2 |
| Other retail stores, total..... | 74 | 48 | 3,778 | (D) | 349 | 7,302 | 6,818 | 157 | 123 | 75 |
| Liquor stores..... | 4 | 2 | 215 | (D) | (D) | (D) | (D) | (D) | (D) | (D) |
| Fuel, ice dealers..... | 20 | 12 | 716 | 606 | 81 | 1,527 | 1,427 | 39 | 26 | 18 |
| Feed, farm, garden supply stores..... | 9 | 7 | 1,341 | (D) | 52 | 1,262 | 1,097 | 23 | 18 | 11 |
| Jewelry stores..... | 7 | 7 | 571 | 571 | 114 | 2,183 | 2,141 | 38 | 34 | 6 |
| Book, stationery stores..... | 2 | 2 | (D) | (D) | (D) | (D) | (D) | (D) | (D) | (D) |
| Other retail stores (except second-hand)..... | 22 | 16 | 715 | 655 | 77 | 1,887 | 1,809 | 44 | 37 | 23 |
| Second-hand stores..... | 4 | 2 | (D) | (D) | (D) | (D) | (D) | (D) | (D) | (D) |
| Nonstore retailers..... | 25 | 7 | 399 | 205 | 45 | 1,147 | 1,087 | 25 | 21 | 24 |
| HOWARD COUNTY | | | | | | | | | | |
| Retail trade, total..... | 572 | 434 | 64,538 | 61,788 | 7,279 | 138,278 | 126,452 | 2,922 | 2,256 | 607 |
| Food stores, total..... | 106 | 66 | 14,684 | 13,610 | 963 | 20,808 | 16,898 | 493 | 291 | 123 |
| Grocery stores..... | 83 | 49 | 13,864 | 12,864 | 836 | 16,620 | 13,082 | 404 | 223 | 96 |
| Meat markets, fish (seafood) markets..... | 5 | 3 | 308 | (D) | 25 | 923 | 803 | 18 | 9 | 6 |
| Fruit stores, vegetable markets..... | *** | *** | *** | *** | *** | *** | *** | *** | *** | *** |
| Candy, nut, confectionery stores..... | 7 | 5 | 160 | (D) | 18 | 358 | 263 | 14 | 8 | 8 |
| Other food stores..... | 11 | 9 | 352 | (D) | 84 | 2,907 | 2,750 | 57 | 51 | 13 |
| Eating, drinking places, total..... | 96 | 94 | 4,074 | (D) | 706 | 15,395 | 13,932 | 494 | 394 | 130 |
| Eating places..... | 65 | 63 | 2,441 | (D) | 469 | 10,016 | 9,321 | 373 | 305 | 87 |
| Drinking places..... | 31 | 31 | 1,633 | 1,633 | 237 | 5,379 | 4,611 | 121 | 89 | 43 |
| General merchandise group, total..... | 25 | 15 | 7,710 | 7,590 | 1,202 | 21,654 | 18,902 | 546 | 373 | 20 |
| General merchandise group (except variety)..... | 17 | 11 | 6,089 | 6,013 | 925 | 15,966 | 14,418 | 335 | 253 | 14 |
| Variety stores..... | 8 | 4 | 1,621 | 1,577 | 277 | 5,688 | 4,484 | 211 | 120 | 6 |
| Apparel, accessories stores, total..... | 50 | 46 | 3,734 | 3,660 | 410 | 7,532 | 6,774 | 182 | 134 | 35 |
| Shoe stores..... | 11 | 9 | (D) | (D) | (D) | (D) | (D) | (D) | (D) | (D) |
| Men's, boys' clothing and furnishings stores..... | 9 | 9 | 804 | 804 | 71 | 1,382 | 1,327 | 33 | 26 | 9 |
| Family clothing stores..... | 5 | 5 | 672 | 672 | 73 | 1,474 | 1,321 | 38 | 28 | 2 |
| Women's clothing, specialty stores..... | 20 | 20 | 1,247 | 1,247 | 158 | 2,442 | 2,442 | 68 | 51 | 11 |
| Ready-to-wear stores..... | 9 | 9 | 1,030 | 1,030 | 135 | 2,359 | 2,126 | 55 | 43 | 6 |
| Other clothing, specialty stores..... | 11 | 11 | 217 | 217 | 23 | 383 | 314 | 13 | 8 | 5 |
| Other apparel stores..... | 3 | 3 | (D) | (D) | (D) | (D) | (D) | (D) | (D) | (D) |
| Furniture, home furnishings, appliance dealers, total..... | 35 | 25 | 3,448 | 3,090 | 509 | 8,972 | 8,436 | 143 | 123 | 34 |
| Furniture, home furnishings stores, antique stores..... | 16 | 16 | 2,380 | 2,380 | 360 | 6,509 | 6,141 | 113 | 95 | 10 |
| Household appliance, radio, TV stores..... | 17 | 9 | 1,052 | 710 | 149 | 2,463 | 2,295 | 30 | 28 | 22 |
| Automotive group..... | 45 | 29 | 12,390 | 12,000 | 1,148 | 21,211 | 21,070 | 278 | 271 | 49 |
| Gasoline service stations..... | 55 | 45 | 3,146 | 2,950 | 252 | 5,174 | 4,648 | 127 | 97 | 58 |
| Lumber, bldg. mats., hardware, farm equip. dealers, total..... | 50 | 38 | 6,797 | 6,699 | 1,008 | 17,997 | 17,681 | 281 | 268 | 45 |
| Farm equipment dealers..... | 10 | 6 | 1,119 | 1,091 | 95 | 1,575 | 1,575 | 25 | 25 | 14 |
| Lumber, building materials, supplies, equipment dealers..... | 30 | 26 | 4,273 | 4,235 | 714 | 13,332 | 13,134 | 196 | 187 | 20 |
| Hardware stores..... | 10 | 6 | 1,405 | 1,373 | 199 | 3,090 | 2,972 | 60 | 56 | 11 |
| Drug stores, proprietary stores, total..... | 13 | 13 | 1,807 | 1,807 | 270 | 5,395 | 4,725 | 133 | 88 | 12 |
| Drug stores..... | 11 | 11 | (D) | (D) | (D) | (D) | (D) | (D) | (D) | (D) |
| Proprietary stores..... | 2 | 2 | (D) | (D) | (D) | (D) | (D) | (D) | (D) | (D) |
| Other retail stores, total..... | 78 | 58 | 5,993 | (D) | 739 | 12,693 | 11,939 | 218 | 190 | 77 |
| Liquor stores..... | 11 | 9 | 516 | (D) | 30 | 499 | 499 | 11 | 11 | 8 |
| Fuel, ice dealers..... | 11 | 9 | 1,667 | (D) | 252 | 4,574 | 4,014 | 58 | 44 | 8 |
| Feed, farm, garden supply stores..... | 4 | 4 | (D) | (D) | (D) | (D) | (D) | (D) | (D) | (D) |
| Jewelry stores..... | 9 | 7 | 778 | (D) | 116 | 2,177 | 2,089 | 43 | 36 | 6 |
| Book, stationery stores..... | 3 | 1 | (D) | (D) | (D) | (D) | (D) | (D) | (D) | (D) |
| Other retail stores (except second-hand)..... | 30 | 24 | 1,132 | 1,104 | 158 | 2,371 | 2,265 | 55 | 48 | 33 |
| Second-hand stores..... | 6 | 4 | 219 | (D) | 17 | 294 | 294 | 5 | 5 | 7 |
| Nonstore retailers..... | 19 | 5 | 755 | 569 | 72 | 1,447 | 1,447 | 27 | 27 | 24 |
| KNOX COUNTY | | | | | | | | | | |
| Retail trade, total..... | 529 | 395 | 42,383 | 40,287 | 4,548 | 91,966 | 84,602 | 2,075 | 1,703 | 539 |
| Food stores, total..... | 127 | 67 | 9,455 | 8,449 | 535 | 10,810 | 9,850 | 261 | 204 | 140 |
| Grocery stores..... | 107 | 55 | 9,023 | 8,133 | 492 | 9,974 | 9,064 | 225 | 174 | 118 |
| Meat markets, fish (seafood) markets..... | 3 | 1 | 48 | (D) | (D) | (D) | (D) | (D) | (D) | (D) |
| Fruit stores, vegetable markets..... | 4 | *** | 116 | (D) | (D) | (D) | (D) | (D) | (D) | (D) |
| Candy, nut, confectionery stores..... | 5 | 5 | 124 | 124 | 16 | 290 | 283 | 17 | 14 | 5 |
| Other food stores..... | 8 | 6 | 144 | (D) | (D) | (D) | (D) | (D) | (D) | (D) |
| Eating, drinking places, total..... | 84 | 74 | 2,435 | 2,335 | 376 | 8,279 | 7,622 | 277 | 224 | 98 |
| Eating places..... | 45 | 39 | 1,039 | 1,053 | 203 | 4,353 | 4,018 | 177 | 143 | 56 |
| Drinking places..... | 39 | 35 | 1,346 | 1,282 | 173 | 3,926 | 3,604 | 100 | 81 | 42 |

Standard Notes: (D) Withheld to avoid disclosure. (NA) Not available. n.e.c. Not elsewhere classified. XXX Not applicable. (Z) Less than \$500. ... Represents zero.
¹ Group totals may include data for establishments without payroll which could not be classified by detailed kind of business.

Table 104. RETAIL TRADE: 1954 — COUNTIES WITH 500 ESTABLISHMENTS OR MORE—Continued
Establishments, Sales, Payroll, and Personnel, by Kind of Business

| County and kind of business | Establishments | | Sales | | Payroll, entire year (\$1,000) | Payroll, workweek ended nearest Nov. 15 | | Paid employees, workweek ended nearest Nov. 15 | | Proprietors (unincorporated businesses only) ¹ (Number) |
|---|-----------------------------|-----------------------|--|---------------------------------------|--------------------------------|---|-------------------------|--|------------------------|--|
| | Total ¹ (Number) | With payroll (Number) | Total, all establishments ¹ (\$1,000) | Establishments with payroll (\$1,000) | | Total (Dollars) | Full workweek (Dollars) | Total (Number) | Full workweek (Number) | |
| KNOX COUNTY—Con. | | | | | | | | | | |
| General merchandise group, total | 15 | 15 | 5,303 | 5,303 | 803 | 16,851 | 15,059 | 428 | 323 | 8 |
| General merchandise group (except variety) | 11 | 11 | 4,394 | 4,394 | 637 | 13,731 | 12,289 | 318 | 252 | 8 |
| Variety stores | 4 | 4 | 909 | 909 | 166 | 3,120 | 2,770 | 110 | 71 | ... |
| Apparel, accessories stores, total | 34 | 34 | 2,330 | 2,330 | 313 | 5,748 | 5,305 | 174 | 138 | 24 |
| Shoe stores | 12 | 12 | 710 | 710 | 65 | 1,331 | 1,192 | 38 | 25 | 11 |
| Men's, boys' clothing and furnishings stores | 4 | 4 | 336 | 336 | 42 | 717 | 711 | 15 | 14 | 4 |
| Family clothing stores | 1 | 1 | (D) | (D) | (D) | (D) | (D) | (D) | (D) | (D) |
| Women's clothing, specialty stores | 15 | 15 | 1,207 | 1,207 | 193 | 3,402 | 3,122 | 114 | 93 | 7 |
| Ready-to-wear stores | 10 | 10 | 1,103 | 1,103 | 177 | 3,204 | 2,915 | 108 | 87 | 5 |
| Other clothing, specialty stores | 5 | 5 | 104 | 104 | 16 | 204 | 204 | 6 | 6 | 2 |
| Other apparel stores | 2 | 2 | (D) | (D) | (D) | (D) | (D) | (D) | (D) | (D) |
| Furniture, home furnishings, appliance dealers, total | 27 | 21 | 2,089 | 2,009 | 266 | 4,960 | 4,881 | 88 | 85 | 30 |
| Furniture, home furnishings stores, antique stores | 11 | 7 | 1,361 | (D) | 174 | 2,921 | 2,908 | 50 | 49 | 15 |
| Household appliance, radio, TV stores | 16 | 14 | 728 | (D) | 92 | 2,039 | 1,973 | 38 | 36 | 15 |
| Automotive group | 32 | 28 | 7,930 | 7,904 | 809 | 16,395 | 16,135 | 243 | 233 | 25 |
| Gasoline service stations | 73 | 53 | 3,153 | 2,803 | 233 | 5,443 | 4,821 | 140 | 108 | 92 |
| Lumber, bldg. mats., hardware, farm equip. dealers, total | 43 | 39 | 5,125 | 5,027 | 723 | 13,003 | 12,040 | 229 | 202 | 30 |
| Farm equipment dealers | 7 | 7 | 1,038 | 1,038 | 119 | 2,606 | 2,313 | 49 | 43 | 5 |
| Lumber, building materials, supplies, equipment dealers | 22 | 20 | 1,741 | (D) | 278 | 4,787 | 4,327 | 75 | 60 | 10 |
| Hardware stores | 14 | 12 | 2,346 | (D) | 326 | 5,610 | 5,400 | 105 | 99 | 15 |
| Drug stores, proprietary stores, total | 19 | 17 | 1,192 | (D) | 189 | 4,486 | 4,176 | 91 | 80 | 18 |
| Drug stores | (NA) | 12 | (NA) | (D) | 179 | 4,316 | 4,009 | 77 | 67 | (NA) |
| Proprietary stores | (NA) | 5 | (NA) | 136 | 10 | 170 | 167 | 14 | 13 | (NA) |
| Other retail stores, total | 65 | 43 | 2,934 | (D) | 240 | 4,458 | 3,962 | 118 | 93 | 61 |
| Liquor stores | 9 | 3 | 189 | 65 | 7 | 131 | 121 | 4 | 3 | 9 |
| Fuel, ice dealers | 9 | 5 | 362 | 260 | 45 | 850 | 652 | 21 | 13 | 7 |
| Feed, farm, garden supply stores | 11 | 11 | 1,310 | 1,310 | 58 | 946 | 769 | 22 | 15 | 8 |
| Jewelry stores | 9 | 7 | 302 | (D) | 26 | 454 | 442 | 13 | 12 | 12 |
| Book, stationery stores | 1 | 1 | (D) | (D) | (D) | (D) | (D) | (D) | (D) | (D) |
| Other retail stores (except second-hand) | 17 | 15 | (D) | (D) | (D) | (D) | (D) | (D) | (D) | (D) |
| Second-hand stores | 3 | 1 | 26 | (D) | (D) | (D) | (D) | (D) | (D) | (D) |
| Nonstore retailers | 10 | 4 | 437 | 339 | 61 | 1,533 | 753 | 26 | 13 | 13 |
| LAKE COUNTY | | | | | | | | | | |
| Retail trade, total | 3,918 | 2,864 | 473,538 | 450,414 | 53,965 | 1,032,892 | 957,338 | 19,264 | 15,537 | 4,165 |
| Food stores, total | 945 | 567 | 119,921 | 110,343 | 7,834 | 152,012 | 135,575 | 3,051 | 2,227 | 1,098 |
| Grocery stores | 705 | 431 | 106,634 | 98,844 | 6,540 | 126,600 | 112,997 | 2,454 | 1,799 | 811 |
| Meat markets, fish (seafood) markets | 37 | 29 | 5,233 | 5,083 | 405 | 7,584 | 6,658 | 146 | 99 | 44 |
| Fruit stores, vegetable markets | 24 | 10 | 1,155 | 901 | 59 | 1,035 | 866 | 25 | 18 | 34 |
| Candy, nut, confectionery stores | 69 | 29 | 1,723 | 1,115 | 100 | 1,862 | 1,492 | 75 | 42 | 77 |
| Bakery products stores | 39 | 37 | 2,468 | (D) | 566 | 12,091 | 11,149 | 268 | 220 | 51 |
| Other food stores | 71 | 31 | 2,696 | (D) | 164 | 2,840 | 2,413 | 83 | 49 | 79 |
| Eating, drinking places, total | 880 | 728 | 39,481 | 36,371 | 6,956 | 138,940 | 128,511 | 3,710 | 3,135 | 1,097 |
| Eating places (except refreshment stands) | 394 | 348 | 21,709 | 20,977 | 5,056 | 102,680 | 96,365 | 2,700 | 2,370 | 462 |
| Refreshment stands | 77 | 59 | 1,531 | 1,303 | 154 | 2,603 | 2,100 | 115 | 62 | 102 |
| Drinking places | 407 | 321 | 16,241 | 14,091 | 1,746 | 33,657 | 30,046 | 895 | 703 | 531 |
| General merchandise group, total | 89 | 61 | 52,229 | 51,871 | 7,820 | 156,758 | 141,622 | 3,409 | 2,482 | 67 |
| Department stores | 8 | 8 | 40,269 | 40,269 | 6,023 | 122,000 | 112,416 | 2,331 | 1,811 | ... |
| Dry goods, general merchandise stores | 38 | 18 | 3,146 | 2,958 | 306 | 6,056 | 5,372 | 133 | 87 | 43 |
| General stores | 4 | ... | 100 | ... | ... | ... | ... | ... | ... | 4 |
| Variety stores | 39 | 35 | 8,714 | 8,644 | 1,491 | 28,702 | 23,832 | 945 | 584 | 20 |
| Apparel, accessories stores, total | 318 | 284 | 32,212 | 31,752 | 4,357 | 78,153 | 72,647 | 1,574 | 1,271 | 243 |
| Shoe stores | 65 | 61 | 5,655 | 5,603 | 783 | 14,175 | 12,989 | 265 | 192 | 34 |
| Men's, boys' clothing and furnishings stores | (NA) | 65 | (NA) | 6,056 | 868 | 16,828 | 15,545 | 255 | 198 | (NA) |
| Family clothing stores | (NA) | 33 | (NA) | 5,735 | 723 | 12,370 | 11,976 | 245 | 221 | (NA) |
| Women's clothing, specialty stores | 99 | 91 | 12,539 | 12,439 | 1,730 | 29,938 | 27,777 | 713 | 586 | 87 |
| Ready-to-wear stores | (NA) | 69 | (NA) | 11,214 | 1,574 | 27,229 | 25,303 | 645 | 537 | (NA) |
| Millinery stores | (NA) | 10 | (NA) | 461 | 72 | 1,538 | 1,417 | 38 | 28 | (NA) |
| Other clothing, specialty stores | (NA) | 12 | (NA) | 764 | 84 | 1,171 | 1,057 | 30 | 21 | (NA) |
| Other apparel stores | 42 | 34 | 1,999 | 1,919 | 253 | 4,842 | 4,360 | 96 | 74 | 43 |
| Furniture, home furnishings, appliance dealers, total | 203 | 165 | 24,485 | 23,817 | 3,915 | 72,074 | 69,710 | 1,026 | 918 | 173 |
| Furniture, home furnishings stores | 114 | 96 | 15,354 | 15,056 | 2,616 | 45,487 | 44,164 | 635 | 576 | 91 |
| Furniture stores | (NA) | 67 | (NA) | 13,432 | 2,303 | 39,192 | 36,197 | 527 | 492 | (NA) |
| Home furnishings stores, antique stores | (NA) | 29 | (NA) | 1,626 | 313 | 6,295 | 5,967 | 108 | 84 | (NA) |
| Household appliance, radio, TV stores | 87 | 69 | 9,125 | 8,759 | 1,299 | 26,587 | 25,546 | 391 | 342 | 80 |
| Automotive group, total | 148 | 134 | 78,890 | 78,542 | 7,485 | 134,668 | 131,599 | 1,652 | 1,574 | 119 |
| Passenger car dealers (franchised) | 75 | 73 | 69,984 | (D) | 6,519 | 115,750 | 113,270 | 1,390 | 1,341 | 52 |
| Passenger car dealers (nonfranchised) | 19 | 15 | 2,748 | 2,714 | 141 | 2,864 | 2,844 | 33 | 32 | 25 |
| Tire, battery, accessory dealers | 41 | 35 | 4,217 | 4,135 | 665 | 13,116 | 12,575 | 186 | 159 | 34 |
| Other automotive dealers | 13 | 11 | 1,941 | (D) | 160 | 2,938 | 2,910 | 43 | 42 | 8 |
| Gasoline service stations | 408 | 318 | 32,463 | 29,573 | 2,707 | 56,739 | 51,165 | 1,026 | 778 | 494 |
| Lumber, bldg. mats., hardware, farm equip. dealers, total | 205 | 163 | 35,088 | 34,312 | 5,107 | 96,794 | 91,416 | 1,254 | 1,100 | 167 |
| Farm equipment dealers | 12 | 10 | 1,214 | (D) | 177 | 3,347 | 3,332 | 39 | 38 | 19 |
| Lumber, building materials dealers | 66 | 64 | 21,647 | (D) | 3,190 | 61,801 | 58,476 | 735 | 658 | 27 |
| Plumbing, paint, electrical stores | 42 | 34 | 4,426 | 4,290 | 764 | 14,612 | 13,989 | 183 | 162 | 32 |
| Hardware stores | 83 | 55 | 7,181 | 6,615 | 976 | 17,034 | 15,619 | 297 | 242 | 87 |

Standard Notes: (D) Withheld to avoid disclosure. (NA) Not available. n.e.c. Not elsewhere classified. XXX Not applicable. (Z) Less than \$500. ... Represents zero.
¹ Group totals may include data for establishments without payroll which could not be classified by detailed kind of business.

Table 104. RETAIL TRADE: 1954 — COUNTIES WITH 500 ESTABLISHMENTS OR MORE—Continued

Establishments, Sales, Payroll, and Personnel, by Kind of Business

| County and kind of business | Establishments | | Sales | | Payroll, entire year (\$1,000) | Payroll, workweek ended nearest Nov. 15 | | Paid employees, workweek ended nearest Nov. 15 | | Proprietors (unincorporated businesses only) ¹ (Number) |
|--|--------------------------------|--------------------------|---|---|-----------------------------------|---|----------------------------|--|---------------------------|---|
| | Total ¹ (Number) | With payroll (Number) | Total, all establishments ¹ (\$1,000) | Establishments with payroll ¹ (\$1,000) | | Total (Dollars) | Full workweek (Dollars) | Total (Number) | Full workweek (Number) | |
| LAKE COUNTY--Con. | | | | | | | | | | |
| Drug stores, proprietary stores, total..... | 115 | 107 | 13,942 | 13,654 | 1,941 | 35,917 | 31,085 | 855 | 597 | 103 |
| Drug stores..... | (NA) | 102 | (NA) | 13,441 | 1,923 | 35,596 | 30,835 | 840 | 590 | (NA) |
| Proprietary stores..... | (NA) | 5 | (NA) | 213 | 18 | 321 | 250 | 15 | 7 | (NA) |
| Other retail stores, total..... | 497 | 309 | 32,966 | 29,442 | 3,891 | 73,887 | 67,764 | 1,237 | 1,009 | 502 |
| Liquor stores..... | 95 | 43 | 5,300 | 3,714 | 221 | 3,815 | 3,579 | 93 | 79 | 102 |
| Fuel, ice dealers..... | 83 | 69 | 7,919 | 7,775 | 1,088 | 22,908 | 20,613 | 317 | 266 | 65 |
| Feed, farm, garden supply stores..... | 28 | 18 | 3,788 | 3,704 | 312 | 4,583 | 4,488 | 83 | 77 | 28 |
| Jewelry stores..... | 61 | 45 | 5,046 | 4,800 | 904 | 17,865 | 17,085 | 240 | 214 | 49 |
| Book, stationery stores..... | 9 | 7 | 605 | (D) | 82 | 1,664 | 1,633 | 25 | 24 | 9 |
| Sporting goods, bicycle stores..... | 28 | 20 | 1,214 | 1,130 | 99 | 1,756 | 1,577 | 38 | 27 | 31 |
| Florists..... | 30 | 20 | 912 | 804 | 96 | 1,814 | 1,495 | 49 | 29 | 34 |
| Cigar stores, stands..... | 13 | 9 | 665 | 607 | 72 | 1,403 | 1,314 | 32 | 26 | 14 |
| News dealers, newsstands..... | 11 | 7 | 1,181 | 1,111 | 126 | 2,736 | 1,436 | 76 | 24 | 10 |
| Gift, novelty, souvenir stores..... | 33 | 11 | 719 | 507 | 64 | 1,226 | 1,176 | 28 | 25 | 35 |
| Music stores..... | 15 | 11 | 634 | 544 | 54 | 1,117 | 985 | 24 | 18 | 17 |
| Camera, photographic supply stores..... | 6 | 4 | 595 | (D) | 35 | 653 | 613 | 13 | 10 | 5 |
| Other retail stores (except second-hand)..... | 27 | 27 | 2,674 | 2,674 | 508 | 8,360 | 8,089 | 132 | 113 | 24 |
| Second-hand stores..... | 30 | 18 | 1,254 | 1,040 | 230 | 3,987 | 3,681 | 87 | 77 | 33 |
| Nonstore retailers, total..... | 110 | 28 | 11,861 | 10,737 | 1,952 | 36,950 | 36,244 | 470 | 446 | 102 |
| Mail order houses..... | 5 | 5 | 3,230 | 3,230 | 237 | 4,574 | 4,481 | 75 | 72 | 1 |
| Direct selling (house-to-house) organizations..... | 93 | 15 | 7,227 | 6,119 | 1,525 | 28,331 | 28,139 | 328 | 323 | 92 |
| Merchandise vending machine operators..... | 12 | 8 | 1,404 | 1,388 | 190 | 4,045 | 3,624 | 67 | 51 | 9 |
| LA PORTE COUNTY | | | | | | | | | | |
| Retail trade, total..... | 858 | 672 | 95,009 | 91,477 | 10,281 | 184,811 | 168,964 | 3,808 | 2,973 | 850 |
| Food stores, total..... | 161 | 121 | 23,597 | 22,423 | 1,583 | 29,945 | 26,060 | 657 | 472 | 179 |
| Grocery stores..... | 129 | 95 | 21,588 | 20,624 | 1,263 | 24,134 | 20,748 | 534 | 376 | 137 |
| Meat markets, fish (seafood) markets..... | 7 | 5 | 686 | (D) | 85 | 1,565 | 1,555 | 24 | 22 | 10 |
| Fruit stores, vegetable markets..... | 4 | 4 | 351 | 351 | 17 | 298 | 283 | 8 | 7 | 8 |
| Candy, nut, confectionery stores..... | 9 | 5 | 356 | (D) | 29 | 527 | 375 | 18 | 10 | 15 |
| Other food stores..... | 12 | 12 | 616 | 616 | 189 | 3,421 | 3,099 | 73 | 57 | 9 |
| Eating, drinking places, total..... | 179 | 159 | 6,929 | 6,659 | 1,227 | 23,224 | 20,227 | 704 | 517 | 215 |
| Eating places..... | 86 | 78 | 3,478 | 3,398 | 753 | 13,696 | 12,207 | 458 | 350 | 106 |
| Drinking places..... | 93 | 81 | 3,451 | 3,261 | 474 | 9,528 | 8,020 | 246 | 167 | 109 |
| General merchandise group, total..... | 25 | 23 | 8,504 | (D) | 1,315 | 23,719 | 20,501 | 589 | 415 | 10 |
| General merchandise group (except variety)..... | 14 | 14 | (D) | (D) | (D) | (D) | (D) | (D) | (D) | (D) |
| Variety stores..... | 9 | 9 | (D) | (D) | (D) | (D) | (D) | (D) | (D) | (D) |
| Apparel, accessories stores, total..... | 62 | 58 | 5,746 | 5,708 | 762 | 13,286 | 11,189 | 352 | 244 | 52 |
| Shoe stores..... | 13 | 13 | 1,354 | 1,354 | 167 | 2,930 | 2,439 | 65 | 40 | 9 |
| Men's, boys' clothing and furnishings stores..... | (NA) | 11 | (NA) | (D) | 131 | 2,209 | 2,073 | 41 | 29 | (NA) |
| Family clothing stores..... | (NA) | 6 | (NA) | 1,266 | 201 | 3,555 | 3,118 | 107 | 87 | (NA) |
| Women's clothing, specialty stores..... | 23 | 23 | 1,804 | 1,804 | 229 | 3,841 | 3,059 | 118 | 77 | 16 |
| Ready-to-wear stores..... | 14 | 14 | 1,527 | 1,527 | 193 | 3,224 | 2,573 | 97 | 58 | 11 |
| Other clothing, specialty stores..... | 9 | 9 | 277 | 277 | 36 | 617 | 486 | 21 | 19 | 5 |
| Other apparel stores..... | 7 | 5 | 326 | (D) | 34 | 751 | 500 | 21 | 11 | 9 |
| Furniture, home furnishings, appliance dealers, total..... | 46 | 36 | 3,297 | 3,139 | 513 | 9,526 | 9,337 | 140 | 129 | 41 |
| Furniture, home furnishings stores, antique stores..... | 20 | 16 | 1,369 | 1,339 | 240 | 4,236 | 4,112 | 69 | 61 | 18 |
| Household appliance, radio, TV stores..... | 26 | 20 | 1,928 | 1,800 | 273 | 5,290 | 5,225 | 71 | 68 | 23 |
| Automotive group..... | 58 | 50 | 16,335 | 16,253 | 1,614 | 25,803 | 25,215 | 351 | 334 | 43 |
| Gasoline service stations..... | 114 | 78 | 7,095 | 6,277 | 567 | 10,650 | 9,738 | 222 | 166 | 125 |
| Lumber, bldg. mats., hardware, farm equip. dealers, total..... | 57 | 43 | 7,393 | 7,179 | 1,024 | 19,223 | 18,519 | 273 | 247 | 44 |
| Farm equipment dealers..... | 15 | 11 | 2,424 | (D) | 242 | 5,013 | 4,931 | 68 | 66 | 13 |
| Lumber, building materials, supplies, equipment dealers..... | 29 | 21 | 3,554 | 3,384 | 520 | 9,369 | 9,050 | 126 | 113 | 21 |
| Hardware stores..... | 13 | 11 | 1,415 | (D) | 262 | 4,841 | 4,538 | 79 | 68 | 10 |
| Drug stores, proprietary stores, total..... | 26 | 22 | 2,925 | 2,799 | 443 | 7,382 | 6,860 | 172 | 137 | 20 |
| Drug stores..... | (NA) | 19 | (NA) | 2,704 | 436 | 7,328 | 6,827 | 167 | 136 | (NA) |
| Proprietary stores..... | (NA) | 3 | (NA) | 95 | 7 | 54 | 33 | 5 | 1 | (NA) |
| Other retail stores, total..... | 98 | 76 | 12,132 | 11,762 | (D) | (D) | (D) | (D) | (D) | (D) |
| Liquor stores..... | 14 | 8 | 655 | 519 | 22 | 317 | 299 | 8 | 7 | 11 |
| Fuel, ice dealers..... | 12 | 12 | 2,075 | 2,075 | 333 | 6,192 | 6,066 | 76 | 72 | 7 |
| Feed, farm, garden supply stores..... | 15 | 15 | 7,053 | 7,053 | 414 | 7,447 | 7,300 | 105 | 102 | 10 |
| Jewelry stores..... | 11 | 11 | 883 | 883 | 125 | 1,865 | 1,766 | 34 | 30 | 12 |
| Book, stationery stores..... | 5 | 3 | (D) | (D) | (D) | (D) | (D) | (D) | (D) | (D) |
| Other retail stores (except second-hand)..... | 36 | 26 | 1,514 | 1,156 | 196 | 3,867 | 3,518 | 87 | 63 | 42 |
| Second-hand stores..... | 3 | 1 | (D) | (D) | (D) | (D) | (D) | (D) | (D) | (D) |
| Nonstore retailers..... | 32 | 6 | 1,056 | (D) | (D) | (D) | (D) | (D) | (D) | (D) |
| MADISON COUNTY | | | | | | | | | | |
| Retail trade, total..... | 1,104 | 840 | 121,266 | 116,620 | 13,508 | 248,584 | 227,815 | 5,280 | 4,170 | 1,059 |
| Food stores, total..... | 178 | 104 | 28,434 | 26,834 | 2,023 | 34,923 | 28,438 | 831 | 515 | 184 |
| Grocery stores..... | 146 | 86 | 27,495 | 26,017 | 1,900 | 32,305 | 26,150 | 731 | 466 | 149 |
| Meat markets, fish (seafood) markets..... | 4 | 2 | 274 | (D) | (D) | (D) | (D) | (D) | (D) | (D) |
| Fruit stores, vegetable markets..... | 3 | 1 | 15 | (D) | (D) | (D) | (D) | (D) | (D) | (D) |
| Candy, nut, confectionery stores..... | 13 | 5 | 171 | 97 | 7 | 55 | 34 | 4 | 2 | 13 |
| Other food stores..... | 12 | 10 | 479 | (D) | 88 | 2,159 | 1,912 | 56 | 41 | 13 |

Standard Notes: (D) Withheld to avoid disclosure. (NA) Not available. n.e.c. Not elsewhere classified. XXX Not applicable. (Z) Less than \$500. ... Represents zero.

¹ Group totals may include data for establishments without payroll which could not be classified by detailed kind of business.

Table 104. RETAIL TRADE: 1954 — COUNTIES WITH 500 ESTABLISHMENTS OR MORE—Continued

Establishments, Sales, Payroll, and Personnel, by Kind of Business

| County and kind of business | Establishments | | Sales | | Payroll, entire year (\$1,000) | Payroll, workweek ended nearest Nov. 15 | | Paid employees, workweek ended nearest Nov. 15 | | Proprietors (unincorporated businesses only) ¹ (Number) |
|---|--------------------------------|--------------------------|---|--|-----------------------------------|---|----------------------------|--|---------------------------|---|
| | Total ¹ (Number) | With payroll (Number) | Total, all establishments ¹ (\$1,000) | Establishments with payroll (\$1,000) | | Total (Dollars) | Full workweek (Dollars) | Total (Number) | Full workweek (Number) | |
| MADISON COUNTY -- Con. | | | | | | | | | | |
| Eating, drinking places, total..... | 201 | 183 | 7,796 | 7,558 | 1,327 | 27,374 | 25,366 | 807 | 682 | 259 |
| Eating places..... | 123 | 113 | 3,914 | 3,794 | 811 | 17,623 | 16,280 | 571 | 486 | 164 |
| Drinking places..... | 78 | 70 | 3,882 | 3,764 | 516 | 9,751 | 9,086 | 236 | 196 | 95 |
| General merchandise group, total..... | 33 | 27 | 11,113 | 10,987 | 1,770 | 29,624 | 26,051 | 785 | 576 | 14 |
| General merchandise group (except variety)..... | 17 | 15 | 8,748 | (D) | 1,398 | 22,968 | 20,150 | 524 | 382 | 6 |
| Variety stores..... | 14 | 12 | 2,339 | (D) | 372 | 6,656 | 5,901 | 261 | 194 | 6 |
| Apparel, accessories stores, total..... | 92 | 80 | 8,399 | 8,133 | 1,161 | 22,300 | 19,867 | 545 | 396 | 63 |
| Shoe stores..... | 21 | 19 | 1,365 | (D) | (D) | (D) | (D) | (D) | (D) | (D) |
| Men's, boys' clothing and furnishings stores..... | (NA) | 14 | (NA) | 1,528 | 200 | 4,277 | 3,715 | 99 | 67 | (NA) |
| Family clothing stores..... | (NA) | 11 | (NA) | 1,686 | 218 | 3,993 | 3,781 | 95 | 84 | (NA) |
| Women's clothing, specialty stores..... | 36 | 32 | 3,397 | 3,383 | 547 | 10,239 | 9,339 | 258 | 199 | 17 |
| Ready-to-wear stores..... | (NA) | 20 | (NA) | 3,043 | 480 | 9,015 | 8,252 | 225 | 175 | (NA) |
| Other clothing, specialty stores..... | (NA) | 12 | (NA) | 340 | 67 | 1,224 | 1,087 | 33 | 24 | (NA) |
| Other apparel stores..... | 4 | 4 | (D) | (D) | (D) | (D) | (D) | (D) | (D) | (D) |
| Furniture, home furnishings, appliance dealers, total..... | 90 | 58 | 6,658 | 6,224 | 936 | 18,355 | 17,558 | 304 | 261 | 72 |
| Furniture, home furnishings stores, antique stores..... | 39 | 33 | 4,365 | 4,267 | 651 | 13,343 | 12,749 | 216 | 183 | 31 |
| Household appliance, radio, TV stores..... | 51 | 25 | 2,293 | 1,957 | 285 | 5,012 | 4,809 | 88 | 78 | 41 |
| Automotive group..... | 63 | 55 | 24,382 | 24,104 | 2,289 | 38,816 | 38,411 | 525 | 508 | 50 |
| Gasoline service stations..... | 152 | 108 | 8,199 | 7,295 | 581 | 11,627 | 10,237 | 269 | 188 | 172 |
| Lumber, bldg. mats., hardware, farm equip. dealers, total..... | 89 | 79 | 10,598 | 10,436 | 1,479 | 27,980 | 26,963 | 432 | 391 | 71 |
| Farm equipment dealers..... | 17 | 15 | 2,151 | (D) | 244 | 4,925 | 4,850 | 74 | 70 | 23 |
| Lumber, building materials, supplies, equipment dealers..... | 48 | 42 | 6,416 | 6,368 | 955 | 17,924 | 17,296 | 260 | 239 | 27 |
| Hardware stores..... | 24 | 22 | 2,031 | (D) | 280 | 5,131 | 4,817 | 98 | 82 | 21 |
| Drug stores, proprietary stores, total..... | 36 | 36 | 4,497 | 4,497 | 742 | 13,821 | 12,132 | 369 | 253 | 16 |
| Drug stores..... | 34 | 34 | (D) | (D) | (D) | (D) | (D) | (D) | (D) | (D) |
| Proprietary stores..... | 2 | 2 | (D) | (D) | (D) | (D) | (D) | (D) | (D) | (D) |
| Other retail stores, total..... | 151 | 105 | 10,560 | 10,034 | 1,048 | 19,991 | 19,073 | 382 | 338 | 139 |
| Liquor stores..... | 12 | 6 | 458 | (D) | 22 | 282 | 200 | 7 | 5 | 12 |
| Fuel, ice dealers..... | 21 | 21 | 1,295 | 1,295 | 199 | 4,539 | 4,255 | 79 | 69 | 16 |
| Feed, farm, garden supply stores..... | 10 | 10 | (D) | (D) | (D) | (D) | (D) | (D) | (D) | (D) |
| Jewelry stores..... | 20 | 16 | 1,633 | 1,603 | 271 | 4,897 | 4,654 | 87 | 74 | 10 |
| Book, stationery stores..... | 5 | 1 | 82 | (D) | (D) | (D) | (D) | (D) | (D) | (D) |
| Other retail stores (except second-hand)..... | 65 | 49 | (D) | 1,987 | 260 | 5,258 | 4,970 | 129 | 112 | (D) |
| Second-hand stores..... | 4 | 2 | 68 | (D) | (D) | (D) | (D) | (D) | (D) | (D) |
| Nonstore retailers..... | 19 | 5 | 630 | 518 | 152 | 3,773 | 3,719 | 61 | 60 | 19 |
| MARION COUNTY (See Indianapolis Standard Metropolitan Area, Table 103.) | | | | | | | | | | |
| ST. JOSEPH COUNTY (See South Bend Standard Metropolitan Area, Table 103.) | | | | | | | | | | |
| TIPPECANOE COUNTY | | | | | | | | | | |
| Retail trade, total..... | 630 | 522 | 83,739 | 82,585 | 10,469 | 204,952 | 187,367 | 4,370 | 3,402 | 587 |
| Food stores, total..... | 77 | 63 | 16,954 | 16,754 | 1,107 | 20,095 | 16,319 | 494 | 319 | 74 |
| Grocery stores..... | 62 | 50 | 15,759 | 15,565 | 976 | 17,378 | 14,099 | 419 | 271 | 60 |
| Meat markets, fish (seafood) markets..... | 4 | 4 | 621 | 621 | 44 | 966 | 831 | 23 | 14 | 4 |
| Fruit stores, vegetable markets..... | 2 | 2 | (D) | (D) | (D) | (D) | (D) | (D) | (D) | (D) |
| Candy, nut, confectionery stores..... | 4 | 2 | (D) | (D) | (D) | (D) | (D) | (D) | (D) | (D) |
| Other food stores..... | 5 | 5 | 195 | 195 | 47 | 911 | 762 | 24 | 17 | 5 |
| Eating, drinking places, total..... | 127 | 125 | 7,518 | (D) | 1,553 | 32,001 | 29,403 | 960 | 782 | 156 |
| Eating places..... | 84 | 82 | 4,794 | (D) | 1,101 | 22,629 | 20,467 | 736 | 588 | 101 |
| Drinking places..... | 43 | 43 | 2,724 | 2,724 | 452 | 9,372 | 8,936 | 224 | 194 | 55 |
| General merchandise group, total..... | 17 | 17 | 11,866 | 11,866 | 1,867 | 40,935 | 36,984 | 821 | 588 | 10 |
| General merchandise group (except variety)..... | 13 | 13 | 10,384 | 10,384 | 1,626 | 36,294 | 33,233 | 642 | 487 | 8 |
| Variety stores..... | 4 | 4 | 1,482 | 1,482 | 241 | 4,641 | 3,751 | 179 | 101 | 2 |
| Apparel, accessories stores, total..... | 59 | 57 | 6,571 | (D) | 919 | 17,918 | 15,957 | 387 | 306 | 32 |
| Shoe stores..... | 13 | 13 | 1,133 | 1,133 | 153 | 2,594 | 2,295 | 50 | 32 | 6 |
| Men's, boys' clothing and furnishings stores..... | (NA) | 13 | (NA) | (D) | 231 | 4,613 | 4,285 | 85 | 71 | (NA) |
| Family clothing stores..... | (NA) | 3 | (NA) | 794 | 114 | 2,337 | 2,204 | 54 | 47 | (NA) |
| Women's clothing, specialty stores..... | 23 | 23 | 2,415 | 2,415 | 391 | 7,411 | 6,225 | 180 | 139 | 10 |
| Ready-to-wear stores..... | 14 | 14 | 2,224 | 2,224 | 361 | 6,723 | 5,634 | 163 | 126 | 8 |
| Other clothing, specialty stores..... | 9 | 9 | 191 | 191 | 30 | 688 | 591 | 17 | 13 | 2 |
| Other apparel stores..... | 5 | 5 | 316 | 316 | 30 | 963 | 948 | 18 | 17 | 6 |
| Furniture, home furnishings, appliance dealers, total..... | 36 | 26 | 4,097 | 3,995 | 725 | 14,546 | 14,376 | 190 | 180 | 34 |
| Furniture, home furnishings stores, antique stores..... | 11 | 11 | 2,185 | 2,185 | 520 | 10,589 | 10,566 | 125 | 122 | 8 |
| Household appliance, radio, TV stores..... | 23 | 15 | 1,890 | 1,810 | 205 | 3,957 | 3,810 | 65 | 58 | 24 |
| Automotive group..... | 37 | 33 | 13,491 | 13,433 | 1,365 | 22,148 | 21,996 | 354 | 343 | 23 |
| Gasoline service stations..... | 74 | 66 | 5,322 | 5,232 | 492 | 9,802 | 8,549 | 214 | 150 | 80 |
| Lumber, bldg. mats., hardware, farm equip. dealers, total..... | 41 | 37 | 6,601 | 6,481 | 910 | 17,326 | 17,065 | 240 | 232 | 29 |
| Farm equipment dealers..... | 11 | 11 | 1,941 | 1,941 | 147 | 2,653 | 2,653 | 43 | 43 | 15 |
| Lumber, building materials, supplies, equipment dealers..... | 25 | 21 | 4,283 | 4,163 | 701 | 13,624 | 13,375 | 174 | 167 | 12 |
| Hardware stores..... | 5 | 5 | 377 | 377 | 62 | 1,047 | 1,037 | 23 | 22 | 2 |

Standard Notes: (D) Withheld to avoid disclosure. (NA) Not available. n.e.c. Not elsewhere classified. XXX Not applicable. (Z) Less than \$500. ... Represents zero.

¹ Group totals may include data for establishments without payroll which could not be classified by detailed kind of business.

Table 104. RETAIL TRADE: 1954 — COUNTIES WITH 500 ESTABLISHMENTS OR MORE—Continued

Establishments, Sales, Payroll, and Personnel, by Kind of Business

| County and kind of business | Establishments | | Sales | | Payroll, entire year (\$1,000) | Payroll, workweek ended nearest Nov. 15 | | Paid employees, workweek ended nearest Nov. 15 | | Proprietors (unincorporated businesses only) ¹ (Number) |
|--|--------------------------------|--------------------------|---|--|-----------------------------------|---|----------------------------|--|---------------------------|---|
| | Total ¹ (Number) | With payroll (Number) | Total, all establishments ¹ (\$1,000) | Establishments with payroll (\$1,000) | | Total (Dollars) | Full workweek (Dollars) | Total (Number) | Full workweek (Number) | |
| TIPPECANOE COUNTY--Con. | | | | | | | | | | |
| Drug stores, proprietary stores, total..... | 28 | 28 | 3,918 | 3,918 | 602 | 13,222 | 11,117 | 365 | 226 | 20 |
| Drug stores..... | 27 | 27 | (D) | (D) | (D) | (D) | (D) | (D) | (D) | (D) |
| Proprietary stores..... | 1 | 1 | (D) | (D) | (D) | (D) | (D) | (D) | (D) | (D) |
| Other retail stores, total..... | 106 | 64 | 6,854 | 6,534 | 880 | 16,367 | 15,095 | 331 | 266 | 104 |
| Liquor stores..... | 12 | 12 | 646 | 646 | 48 | 1,316 | 1,101 | 30 | 21 | 10 |
| Fuel, ice dealers..... | 22 | 12 | 1,189 | 1,115 | 155 | 2,420 | 2,237 | 46 | 41 | 25 |
| Feed, farm, garden supply stores..... | 5 | 3 | (D) | (D) | (D) | (D) | (D) | (D) | (D) | (D) |
| Jewelry stores..... | 11 | 9 | 693 | (D) | 143 | 2,869 | 2,762 | 49 | 40 | 5 |
| Book, stationery stores..... | 4 | 4 | 1,023 | 1,023 | 134 | 2,245 | 1,818 | 70 | 45 | 8 |
| Other retail stores (except second-hand)..... | 33 | 21 | 2,011 | 1,885 | 341 | 6,653 | 6,313 | 119 | 102 | 34 |
| Second-hand stores..... | 11 | 3 | 165 | (D) | (D) | (D) | (D) | (D) | (D) | (D) |
| Nonstore retailers..... | 28 | 6 | 547 | 381 | 49 | 592 | 506 | 14 | 10 | 25 |
| VANDERBURGH COUNTY (See Evansville Standard Metropolitan Area, Table 103.) | | | | | | | | | | |
| VIGO COUNTY (See Terre Haute Standard Metropolitan Area, Table 103.) | | | | | | | | | | |
| WAYNE COUNTY | | | | | | | | | | |
| Retail trade, total..... | 762 | 592 | 81,958 | 78,358 | 9,204 | 173,966 | 157,158 | 3,868 | 2,965 | 738 |
| Food stores, total..... | 123 | 87 | 17,753 | 16,859 | 1,084 | 20,223 | 15,768 | 497 | 291 | 133 |
| Grocery stores..... | 100 | 74 | 17,142 | 16,464 | 1,027 | 19,188 | 14,983 | 461 | 268 | 106 |
| Meat markets, fish (seafood) markets..... | 2 | 2 | (D) | (D) | (D) | (D) | (D) | (D) | (D) | (D) |
| Fruit stores, vegetable markets..... | 5 | 1 | (D) | (D) | (D) | (D) | (D) | (D) | (D) | (D) |
| Candy, nut, confectionery stores..... | 6 | 2 | 171 | (D) | (D) | (D) | (D) | (D) | (D) | (D) |
| Other food stores..... | 10 | 8 | 260 | (D) | 37 | 674 | 459 | 24 | 14 | 12 |
| Eating, drinking places, total..... | 131 | 121 | 5,484 | 5,390 | 1,117 | 24,470 | 22,101 | 759 | 598 | 147 |
| Eating places..... | 94 | 86 | 3,532 | (D) | 783 | 16,593 | 14,988 | 568 | 453 | 111 |
| Drinking places..... | 37 | 35 | 1,952 | (D) | 334 | 7,877 | 7,113 | 191 | 145 | 36 |
| General merchandise group, total..... | 26 | 24 | 7,300 | (D) | 1,116 | 19,669 | 17,351 | 603 | 437 | 19 |
| General merchandise group (except variety)..... | 14 | 12 | 5,373 | (D) | 822 | 13,641 | 12,647 | 391 | 316 | 11 |
| Variety stores..... | 12 | 12 | 1,927 | 1,927 | 294 | 6,028 | 4,704 | 212 | 121 | 8 |
| Apparel, accessories stores, total..... | 59 | 57 | 4,915 | (D) | 706 | 12,361 | 10,679 | 343 | 222 | 30 |
| Shoe stores..... | 14 | 14 | 1,173 | 1,173 | 174 | 3,113 | 2,722 | 66 | 43 | 5 |
| Men's, boys' clothing and furnishings stores..... | (NA) | 8 | (NA) | (D) | (D) | (D) | (D) | (D) | (D) | (NA) |
| Family clothing stores..... | (NA) | 5 | (NA) | 461 | 95 | 1,362 | 1,164 | 44 | 26 | (NA) |
| Women's clothing, specialty stores..... | 26 | 26 | 2,280 | 2,280 | 342 | 5,972 | 5,231 | 180 | 125 | 11 |
| Ready-to-wear stores..... | 15 | 15 | 2,022 | 2,022 | 303 | 5,323 | 4,686 | 156 | 111 | 6 |
| Other clothing, specialty stores..... | 11 | 11 | 258 | 258 | 39 | 649 | 545 | 24 | 14 | 5 |
| Other apparel stores..... | 4 | 4 | 155 | 155 | (D) | (D) | (D) | (D) | (D) | (D) |
| Furniture, home furnishings, appliance dealers, total..... | 41 | 33 | 5,420 | 5,348 | 884 | 18,750 | 17,606 | 276 | 246 | 37 |
| Furniture, home furnishings stores, antique stores..... | 20 | 16 | 3,362 | (D) | 653 | 13,573 | 12,913 | 185 | 165 | 14 |
| Household appliance, radio, TV stores..... | 19 | 17 | 2,044 | (D) | 231 | 5,177 | 4,693 | 91 | 81 | 21 |
| Automotive group..... | 56 | 44 | 16,321 | 15,613 | 1,398 | 24,605 | 24,354 | 349 | 338 | 53 |
| Gasoline service stations..... | 74 | 62 | 5,544 | 4,970 | 469 | 9,901 | 8,201 | 213 | 146 | 75 |
| Lumber, bldg. mats., hardware, farm equip. dealers, total..... | 70 | 50 | 8,118 | 7,806 | 1,145 | 19,529 | 18,252 | 326 | 287 | 66 |
| Farm equipment dealers..... | 11 | 9 | 1,930 | (D) | 212 | 3,918 | 3,819 | 59 | 57 | 16 |
| Lumber, building materials, supplies, equipment dealers..... | 37 | 27 | 3,690 | 3,568 | 571 | 9,983 | 9,179 | 157 | 139 | 28 |
| Hardware stores..... | 22 | 14 | 2,498 | (D) | 362 | 5,628 | 5,254 | 110 | 91 | 22 |
| Drug stores, proprietary stores, total..... | 29 | 25 | 2,831 | 2,775 | 348 | 6,206 | 5,184 | 172 | 112 | 30 |
| Drug stores..... | (NA) | 20 | (NA) | 2,578 | 334 | 5,924 | 5,014 | 156 | 104 | (NA) |
| Proprietary stores..... | (NA) | 5 | (NA) | 197 | 14 | 282 | 170 | 16 | 8 | (NA) |
| Other retail stores, total..... | 115 | 81 | 7,181 | 6,709 | 821 | 15,931 | 15,341 | 298 | 256 | 112 |
| Liquor stores..... | 19 | 13 | 699 | 545 | 28 | 612 | 534 | 18 | 12 | 22 |
| Fuel, ice dealers..... | 16 | 16 | 1,687 | 1,687 | 228 | 4,268 | 4,063 | 78 | 65 | 7 |
| Feed, farm, garden supply stores..... | 16 | 6 | 1,629 | 1,527 | 112 | 2,094 | 2,094 | 33 | 33 | 17 |
| Jewelry stores..... | 15 | 13 | 1,111 | (D) | 165 | 3,799 | 3,709 | 70 | 64 | 18 |
| Book, stationery stores..... | 2 | 2 | (D) | (D) | (D) | (D) | (D) | (D) | (D) | (D) |
| Other retail stores (except second-hand)..... | 32 | 26 | 1,604 | 1,604 | 247 | 4,291 | 4,086 | 84 | 68 | 31 |
| Second-hand stores..... | 7 | 5 | (D) | (D) | (D) | (D) | (D) | (D) | (D) | (D) |
| Nonstore retailers..... | 38 | 8 | 1,091 | 737 | 116 | 2,321 | 2,321 | 32 | 32 | 36 |

Standard Notes: (D) Withheld to avoid disclosure. (NA) Not available. n.e.c. Not elsewhere classified. XXX Not applicable. (Z) Less than \$500. ... Represents zero.
¹ Group totals may include data for establishments without payroll which could not be classified by detailed kind of business.

Table 105. RETAIL TRADE: 1954 — CITIES WITH 500 ESTABLISHMENTS OR MORE

Establishments, Sales, Payroll, and Personnel, by Kind of Business

| City and kind of business | Establishments | | Sales | | Payroll, entire year (\$1,000) | Payroll, workweek ended nearest Nov. 15 | | Paid employees, workweek ended nearest Nov. 15 | | Proprietors (unincorporated businesses only) ¹ (Number) |
|--|--------------------------------|--------------------------|---|--|-----------------------------------|---|----------------------------|--|---------------------------|---|
| | Total ¹ (Number) | With payroll (Number) | Total, all establishments ¹ (\$1,000) | Establishments with payroll (\$1,000) | | Total (Dollars) | Full workweek (Dollars) | Total (Number) | Full workweek (Number) | |
| ANDERSON | | | | | | | | | | |
| Retail trade, total..... | 649 | 495 | 82,785 | 80,447 | 9,958 | 183,164 | 168,668 | 3,725 | 2,995 | 585 |
| Food stores, total..... | 98 | 60 | 19,513 | 18,829 | 1,445 | 25,048 | 20,583 | 547 | 372 | 101 |
| Grocery stores..... | 74 | 48 | 18,724 | 18,118 | 1,339 | 22,898 | 18,704 | 494 | 336 | 75 |
| Meat markets, fish (seafood) markets..... | 4 | 2 | 274 | (D) | (D) | (D) | (D) | (D) | (D) | (D) |
| Fruit stores, vegetable markets..... | 2 | ••• | (D) | ••• | ••• | ••• | ••• | ••• | ••• | (D) |
| Candy, nut, confectionery stores..... | 9 | 3 | (D) | (D) | (D) | (D) | (D) | (D) | (D) | (D) |
| Other food stores..... | 9 | 7 | 394 | (D) | 74 | 1,825 | 1,602 | 44 | 31 | 10 |
| Eating, drinking places, total..... | 124 | 110 | 5,072 | 4,856 | 881 | 18,150 | 17,096 | 508 | 451 | 153 |
| Eating places..... | 73 | 67 | 2,297 | 2,297 | 516 | 11,200 | 10,567 | 339 | 307 | 90 |
| Drinking places..... | 51 | 43 | 2,677 | 2,559 | 365 | 6,950 | 6,531 | 169 | 144 | 63 |
| General merchandise group, total..... | 16 | 12 | 8,347 | 8,269 | 1,343 | 22,854 | 20,045 | 576 | 427 | 4 |
| General merchandise group (except variety)..... | 9 | 7 | (D) | (D) | (D) | (D) | (D) | (D) | (D) | (D) |
| Variety stores..... | 5 | 5 | (D) | (D) | (D) | (D) | (D) | (D) | (D) | (D) |
| Apparel, accessories stores, total..... | 64 | 56 | 6,942 | 6,748 | 1,013 | 19,436 | 17,346 | 459 | 331 | 36 |
| Shoe stores..... | 13 | 13 | 1,003 | 981 | 128 | 2,448 | 1,938 | 62 | 33 | 5 |
| Men's, boys' clothing and furnishings stores..... | (NA) | 8 | (NA) | 1,262 | 165 | 3,556 | 3,029 | 84 | 55 | (NA) |
| Family clothing stores..... | (NA) | 7 | (NA) | 1,439 | 189 | 3,363 | 3,145 | 75 | 64 | (NA) |
| Women's clothing, specialty stores..... | 27 | 25 | 2,841 | (D) | (D) | (D) | (D) | (D) | (D) | (D) |
| Ready-to-wear stores..... | (NA) | 15 | (NA) | 2,644 | 449 | 8,479 | 7,786 | 203 | 156 | (NA) |
| Other clothing, specialty stores..... | (NA) | 10 | (NA) | (D) | (D) | (D) | (D) | (D) | (D) | (NA) |
| Other apparel stores..... | 3 | 3 | (D) | (D) | (D) | (D) | (D) | (D) | (D) | (D) |
| Furniture, home furnishings, appliance dealers, total..... | 58 | 36 | 4,888 | 4,580 | 749 | 14,753 | 14,205 | 236 | 204 | 48 |
| Furniture, home furnishings stores, antique stores..... | 25 | 23 | 3,314 | (D) | 554 | 11,440 | 10,907 | 183 | 153 | 19 |
| Household appliance, radio, TV stores..... | 33 | 13 | 1,574 | (D) | 195 | 3,313 | 3,298 | 53 | 51 | 29 |
| Automotive group..... | 32 | 30 | 18,542 | (D) | 1,812 | 30,964 | 30,684 | 401 | 389 | 21 |
| Gasoline service stations..... | 77 | 61 | 4,082 | 3,784 | 396 | 7,818 | 7,035 | 161 | 121 | 76 |
| Lumber, bldg. mats., hardware, farm equip. dealers, total..... | 39 | 33 | 5,533 | 5,437 | 816 | 14,474 | 14,075 | 214 | 194 | 25 |
| Farm equipment dealers..... | 2 | 2 | (D) | (D) | (D) | (D) | (D) | (D) | (D) | (D) |
| Lumber, building materials, supplies, equipment dealers..... | 26 | 22 | 3,898 | 3,858 | 573 | 9,735 | 9,490 | 144 | 132 | 15 |
| Hardware stores..... | 11 | 9 | (D) | (D) | (D) | (D) | (D) | (D) | (D) | (D) |
| Drug stores, proprietary stores, total..... | 24 | 24 | 3,390 | 3,390 | 590 | 11,144 | 9,870 | 283 | 201 | 8 |
| Drug stores..... | 24 | 24 | 3,390 | 3,390 | 590 | 11,144 | 9,870 | 283 | 201 | 8 |
| Proprietary stores..... | ••• | ••• | ••• | ••• | ••• | ••• | ••• | ••• | ••• | ••• |
| Other retail stores, total..... | 104 | 70 | 5,929 | 5,573 | (D) | (D) | (D) | (D) | (D) | (D) |
| Liquor stores..... | 8 | 6 | 382 | (D) | 22 | 282 | (D) | 7 | 5 | 8 |
| Fuel, ice dealers..... | 15 | 15 | 1,047 | 1,047 | 168 | 3,999 | 3,805 | 67 | 60 | 11 |
| Feed, farm, garden supply stores..... | 3 | 3 | (D) | (D) | (D) | (D) | (D) | (D) | (D) | (D) |
| Jewelry stores..... | 12 | 10 | 1,169 | (D) | 206 | 3,722 | 3,544 | 64 | 56 | 5 |
| Book, stationery stores..... | 2 | ••• | (D) | ••• | ••• | ••• | ••• | ••• | ••• | (D) |
| Other retail stores (except second-hand)..... | 47 | 35 | 1,793 | 1,681 | 232 | 4,546 | 4,256 | 106 | 89 | 46 |
| Second-hand stores..... | 3 | 1 | (D) | (D) | (D) | (D) | (D) | (D) | (D) | (D) |
| Nonstore retailers..... | 13 | 3 | 547 | (D) | (D) | (D) | (D) | (D) | (D) | (D) |
| EAST CHICAGO | | | | | | | | | | |
| Retail trade, total..... | 617 | 403 | 60,329 | 55,533 | 6,474 | 125,117 | 117,864 | 2,256 | 1,862 | 651 |
| Food stores, total..... | 167 | 75 | 16,414 | 14,060 | 989 | 18,546 | 16,587 | 362 | 259 | 185 |
| Grocery stores..... | 126 | 58 | 14,795 | 12,721 | 839 | 15,672 | 13,906 | 299 | 213 | 140 |
| Meat markets, fish (seafood) markets..... | 2 | 2 | (D) | (D) | (D) | (D) | (D) | (D) | (D) | (D) |
| Fruit stores, vegetable markets..... | 6 | 2 | (D) | (D) | (D) | (D) | (D) | (D) | (D) | (D) |
| Candy, nut, confectionery stores..... | 14 | 4 | 314 | 198 | 6 | 95 | 58 | 6 | 2 | 16 |
| Other food stores..... | 19 | 9 | 599 | 485 | 78 | 1,506 | 1,405 | 36 | 26 | 20 |
| Eating, drinking places, total..... | 171 | 131 | 7,180 | 6,446 | 1,179 | 26,274 | 24,647 | 606 | 533 | 205 |
| Eating places..... | 77 | 61 | 4,008 | 3,770 | 848 | 19,421 | 18,376 | 430 | 383 | 95 |
| Drinking places..... | 94 | 70 | 3,172 | 2,676 | 331 | 6,853 | 6,269 | 176 | 150 | 110 |
| General merchandise group, total..... | 13 | 7 | 1,244 | 1,206 | 208 | 3,950 | 3,534 | 132 | 80 | 9 |
| General merchandise group (except variety)..... | 9 | 3 | (D) | (D) | (D) | (D) | (D) | (D) | (D) | (D) |
| Variety stores..... | 4 | 4 | (D) | (D) | (D) | (D) | (D) | (D) | (D) | (D) |
| Apparel, accessories stores, total..... | 63 | 47 | 4,801 | 4,535 | 633 | 11,262 | 10,835 | 222 | 198 | 62 |
| Shoe stores..... | 13 | 9 | 732 | 680 | 102 | 1,706 | 1,512 | 35 | 24 | 12 |
| Men's, boys' clothing and furnishings stores..... | (NA) | 17 | (NA) | 1,249 | 165 | 2,960 | 2,800 | 55 | 46 | (NA) |
| Family clothing stores..... | (NA) | 5 | (NA) | (D) | (D) | (D) | (D) | (D) | (D) | (NA) |
| Women's clothing, specialty stores..... | 16 | 12 | 1,691 | 1,645 | 255 | 4,501 | 4,461 | 95 | 92 | 15 |
| Ready-to-wear stores..... | (NA) | 10 | (NA) | (D) | (D) | (D) | (D) | (D) | (D) | (NA) |
| Other clothing, specialty stores..... | (NA) | 2 | (NA) | (D) | (D) | (D) | (D) | (D) | (D) | (NA) |
| Other apparel stores..... | 4 | 4 | (D) | (D) | (D) | (D) | (D) | (D) | (D) | (D) |
| Furniture, home furnishings, appliance dealers, total..... | 21 | 19 | 3,073 | (D) | 487 | 8,775 | 8,745 | 120 | 119 | 14 |
| Furniture, home furnishings stores, antique stores..... | 12 | 12 | 2,182 | 2,182 | (D) | (D) | (D) | (D) | (D) | (D) |
| Household appliance, radio, TV stores..... | 9 | 7 | 891 | (D) | (D) | (D) | (D) | (D) | (D) | (D) |
| Automotive group..... | 18 | 16 | 11,693 | (D) | 1,138 | 20,228 | 20,192 | 233 | 232 | 6 |
| Gasoline service stations..... | 40 | 28 | 3,777 | 3,307 | 370 | 8,324 | 7,584 | 139 | 108 | 53 |
| Lumber, bldg. mats., hardware, farm equip. dealers, total..... | 23 | 15 | 3,617 | 3,467 | 517 | 10,468 | 10,071 | 127 | 109 | 18 |
| Farm equipment dealers..... | ••• | ••• | ••• | ••• | ••• | ••• | ••• | ••• | ••• | ••• |
| Lumber, building materials, supplies, equipment dealers..... | 9 | 9 | 2,892 | 2,892 | 437 | 8,921 | 8,772 | 99 | 92 | 5 |
| Hardware stores..... | 14 | 6 | 725 | 575 | 80 | 1,547 | 1,299 | 28 | 17 | 13 |

Standard Notes: (D) Withheld to avoid disclosure. (NA) Not available. n.e.c. Not elsewhere classified. XXX Not applicable. (Z) Less than \$500. ... Represents zero.

¹ Group totals may include data for establishments without payroll which could not be classified by detailed kind of business.

Table 105. RETAIL TRADE: 1954 — CITIES WITH 500 ESTABLISHMENTS OR MORE—Continued

Establishments, Sales, Payroll, and Personnel, by Kind of Business

| City and kind of business | Establishments | | Sales | | Payroll, entire year (\$1,000) | Payroll, workweek ended nearest Nov. 15 | | Paid employees, workweek ended nearest Nov. 15 | | Proprietors (unincorporated businesses only) ¹ (Number) |
|--|--------------------------------|--------------------------|---|--|-----------------------------------|--|----------------------------|--|---------------------------|---|
| | Total ¹ (Number) | With payroll (Number) | Total, all establishments ¹ (\$1,000) | Establishments with payroll (\$1,000) | | Total (Dollars) | Full workweek (Dollars) | Total (Number) | Full workweek (Number) | |
| EAST CHICAGO--Con. | | | | | | | | | | |
| Drug stores, proprietary stores, total..... | 17 | 17 | 1,922 | 1,922 | 330 | 6,089 | 5,339 | 122 | 82 | 12 |
| Drug stores..... | 16 | 16 | (D) | (D) | (D) | (D) | (D) | (D) | (D) | (D) |
| Proprietary stores..... | 1 | 1 | (D) | (D) | (D) | (D) | (D) | (D) | (D) | (D) |
| Other retail stores, total..... | 80 | 46 | (D) | (D) | (D) | (D) | (D) | (D) | (D) | (D) |
| Liquor stores..... | 28 | 8 | 1,081 | 541 | 29 | 283 | 259 | 10 | 7 | 30 |
| Fuel, ice dealers..... | 15 | 13 | 2,157 | (D) | 272 | 5,261 | 4,823 | 75 | 59 | 12 |
| Feed, farm, garden supply stores..... | 2 | ... | (D) | ... | ... | ... | ... | ... | ... | (D) |
| Jewelry stores..... | 8 | 8 | 774 | 774 | 120 | 2,291 | 2,163 | 33 | 29 | 9 |
| Book, stationery stores..... | ... | ... | ... | ... | ... | ... | ... | ... | ... | ... |
| Other retail stores (except second-hand)..... | 19 | 15 | 1,427 | 1,399 | (D) | (D) | (D) | (D) | (D) | (D) |
| Second-hand stores..... | 4 | 2 | 50 | (D) | (D) | (D) | (D) | (D) | (D) | (D) |
| Nonstore retailers..... | 4 | 2 | (D) | (D) | (D) | (D) | (D) | (D) | (D) | (D) |
| ELKHART | | | | | | | | | | |
| Retail trade, total..... | 505 | 371 | 61,717 | 59,067 | 7,845 | 144,329 | 134,188 | 2,878 | 2,330 | 473 |
| Food stores, total..... | 95 | 51 | 14,251 | 13,429 | 1,060 | 19,015 | 17,104 | 366 | 275 | 97 |
| Grocery stores..... | 84 | 46 | 13,705 | 12,971 | 1,023 | 18,234 | 16,423 | 348 | 262 | 86 |
| Meat markets, fish (seafood) markets..... | 1 | 1 | (D) | (D) | (D) | (D) | (D) | (D) | (D) | (D) |
| Fruit stores, vegetable markets..... | ... | ... | ... | ... | ... | ... | ... | ... | ... | ... |
| Candy, nut, confectionery stores..... | 6 | 2 | (D) | (D) | (D) | (D) | (D) | (D) | (D) | (D) |
| Other food stores..... | 4 | 2 | 214 | (D) | (D) | (D) | (D) | (D) | (D) | (D) |
| Eating, drinking places, total..... | 80 | 76 | 4,036 | 3,928 | 649 | 16,525 | 15,316 | 424 | 353 | 95 |
| Eating places..... | 50 | 46 | 1,878 | 1,770 | 339 | 8,856 | 8,345 | 266 | 227 | 58 |
| Drinking places..... | 30 | 30 | 2,158 | 2,158 | 310 | 7,669 | 6,971 | 158 | 126 | 37 |
| General merchandise group, total..... | 11 | 11 | 6,783 | 6,761 | 1,240 | 23,248 | 21,022 | 568 | 399 | 3 |
| General merchandise group (except variety)..... | 5 | 5 | 4,892 | 4,870 | 877 | 16,374 | 15,354 | 335 | 261 | 2 |
| Variety stores..... | 6 | 6 | 1,891 | 1,891 | 363 | 6,874 | 5,668 | 233 | 138 | 1 |
| Apparel, accessories stores, total..... | 42 | 40 | 3,732 | (D) | 461 | 9,690 | 8,842 | 216 | 162 | 32 |
| Shoe stores..... | 9 | 9 | 705 | 705 | 79 | 1,413 | 1,163 | 30 | 17 | 7 |
| Men's, boys' clothing and furnishings stores..... | 8 | 8 | 1,153 | 1,158 | 164 | 2,885 | 2,685 | 55 | 41 | 11 |
| Family clothing stores..... | 3 | 3 | (D) | (D) | (D) | (D) | (D) | (D) | (D) | (D) |
| Women's clothing, specialty stores..... | 19 | 17 | 1,245 | (D) | 167 | 4,239 | 3,967 | 103 | 81 | 9 |
| Ready-to-wear stores..... | (NA) | 11 | (NA) | 1,074 | (D) | (D) | (D) | (D) | (D) | (NA) |
| Other clothing, specialty stores..... | (NA) | 6 | (NA) | (D) | (D) | (D) | (D) | (D) | (D) | (NA) |
| Other apparel stores..... | 3 | 3 | (D) | (D) | (D) | (D) | (D) | (D) | (D) | (D) |
| Furniture, home furnishings, appliance dealers, total..... | 35 | 27 | 2,414 | 2,360 | 456 | 8,596 | 8,042 | 135 | 114 | 27 |
| Furniture, home furnishings stores, antique stores..... | 19 | 13 | 934 | (D) | 142 | 2,675 | 2,547 | 43 | 39 | 19 |
| Household appliance, radio, TV stores..... | 16 | 14 | 1,480 | (D) | 314 | 5,921 | 5,495 | 92 | 75 | 8 |
| Automotive group..... | 41 | 29 | 13,648 | 13,136 | 1,517 | 26,632 | 26,360 | 329 | 314 | 29 |
| Gasoline service stations..... | 59 | 43 | 3,786 | 3,498 | 325 | 6,707 | 5,890 | 138 | 96 | 70 |
| Lumber, bldg. mats., hardware, farm equip. dealers, total..... | 31 | 25 | 6,301 | 6,097 | 1,204 | 15,743 | 14,967 | 239 | 218 | 18 |
| Farm equipment dealers..... | 2 | 2 | (D) | (D) | (D) | (D) | (D) | (D) | (D) | (D) |
| Lumber, building materials, supplies, equipment dealers..... | 22 | 16 | (D) | (D) | (D) | (D) | (D) | (D) | (D) | (D) |
| Hardware stores..... | 7 | 7 | 2,583 | 2,583 | 391 | 6,247 | 6,062 | 109 | 98 | 4 |
| Drug stores, proprietary stores, total..... | 13 | 11 | 1,489 | (D) | 206 | 3,683 | 2,941 | 215 | 181 | 9 |
| Drug stores..... | (NA) | 10 | (NA) | 1,340 | (D) | (D) | (D) | (D) | (D) | (NA) |
| Proprietary stores..... | (NA) | 1 | (NA) | (D) | (D) | (D) | (D) | (D) | (D) | (NA) |
| Other retail stores, total..... | 81 | 53 | 4,770 | 4,342 | 614 | 12,522 | 11,856 | 208 | 182 | 78 |
| Liquor stores..... | 3 | 3 | (D) | (D) | (D) | (D) | (D) | (D) | (D) | (D) |
| Fuel, ice dealers..... | 11 | 11 | 1,187 | 1,187 | 154 | 3,374 | 3,296 | 57 | 54 | 7 |
| Feed, farm, garden supply stores..... | 4 | 2 | 355 | (D) | (D) | (D) | (D) | (D) | (D) | (D) |
| Jewelry stores..... | 18 | 12 | 677 | 797 | 126 | 3,082 | 2,816 | 49 | 42 | 21 |
| Book, stationery stores..... | 2 | 2 | (D) | (D) | (D) | (D) | (D) | (D) | (D) | (D) |
| Other retail stores (except second-hand)..... | 31 | 23 | 1,809 | 1,701 | 259 | 4,781 | 4,543 | 79 | 68 | 29 |
| Second-hand stores..... | 2 | ... | (D) | ... | ... | ... | ... | ... | ... | (D) |
| Nonstore retailers..... | 17 | 5 | 507 | 343 | 113 | 1,968 | 1,848 | 40 | 36 | 15 |
| EVANSVILLE | | | | | | | | | | |
| Retail trade, total..... | 1,466 | 1,164 | 179,582 | 173,446 | 22,519 | 424,416 | 390,268 | 8,914 | 7,405 | 1,547 |
| Food stores, total..... | 326 | 230 | 42,287 | 39,865 | 2,783 | 56,222 | 45,133 | 1,227 | 827 | 381 |
| Grocery stores..... | 282 | 200 | 40,147 | 37,929 | 2,531 | 51,002 | 40,624 | 1,101 | 738 | 335 |
| Meat markets, fish (seafood) markets..... | 7 | 7 | (D) | (D) | (D) | (D) | (D) | (D) | (D) | (D) |
| Fruit stores, vegetable markets..... | 3 | 3 | 35 | 85 | 8 | 165 | 125 | 4 | 2 | 3 |
| Candy, nut, confectionery stores..... | 11 | 7 | 457 | 341 | 76 | 1,626 | 1,376 | 49 | 33 | 12 |
| Other food stores..... | 21 | 13 | (D) | (D) | (D) | (D) | (D) | (D) | (D) | (D) |
| Eating, drinking places, total..... | 351 | 313 | 14,767 | 14,285 | 2,498 | 51,784 | 49,178 | 1,548 | 1,370 | 469 |
| Eating places..... | 199 | 171 | 7,821 | 7,531 | 1,634 | 33,561 | 31,639 | 1,068 | 929 | 253 |
| Drinking places..... | 152 | 142 | 6,946 | 6,754 | 864 | 18,223 | 17,539 | 480 | 441 | 216 |
| General merchandise group, total..... | 27 | 25 | 20,926 | (D) | 3,500 | 67,283 | 59,762 | 1,429 | 1,107 | 20 |
| General merchandise group (except variety)..... | 14 | 14 | (D) | (D) | (D) | (D) | (D) | (D) | (D) | (D) |
| Variety stores..... | 11 | 11 | (D) | (D) | (D) | (D) | (D) | (D) | (D) | (D) |

Standard Notes: (D) Withheld to avoid disclosure. (NA) Not available. n.e.c. Not elsewhere classified. XXX Not applicable. (Z) Less than \$500. ... Represents zero.
¹Group totals may include data for establishments without payroll which could not be classified by detailed kind of business.

Table 105. RETAIL TRADE: 1954 — CITIES WITH 500 ESTABLISHMENTS OR MORE—Continued
Establishments, Sales, Payroll, and Personnel, by Kind of Business

| City and kind of business | Establishments | | Sales | | Payroll, entire year | Payroll, workweek ended nearest Nov. 15 | | Paid employees, workweek ended nearest Nov. 15 | | Proprietors (un- incorporated businesses only) ¹ |
|--|--------------------|-----------------|--|-------------------------------------|----------------------------|--|------------------|--|------------------|--|
| | Total ¹ | With payroll | Total, all establish- ments ¹ | Establish- ments with payroll | | Total | Full workweek | Total | Full workweek | |
| | (Number) | (Number) | (\$1,000) | (\$1,000) | (\$1,000) | (Dollars) | (Dollars) | (Number) | (Number) | (Number) |
| EVANSVILLE--Con. | | | | | | | | | | |
| Apparel, accessories stores, total..... | 104 | 102 | 19,349 | (D) | 3,159 | 55,210 | 50,928 | 1,249 | 1,000 | 69 |
| Shoe stores..... | 25 | 25 | 3,747 | 3,747 | 541 | 9,285 | 8,591 | 173 | 135 | 13 |
| Men's, boys' clothing and furnishings stores..... | 26 | 26 | 3,912 | 3,912 | 577 | 10,102 | 9,443 | 226 | 176 | 27 |
| Family clothing stores..... | 9 | 9 | (D) | (D) | (D) | (D) | (D) | (D) | (D) | (D) |
| Women's clothing, specialty stores..... | 35 | 35 | 8,039 | 8,039 | 1,462 | 24,955 | 22,874 | 599 | 482 | 16 |
| Ready-to-wear stores..... | 19 | 19 | 7,213 | 7,213 | 1,350 | 22,931 | 21,092 | 538 | 437 | 8 |
| Other clothing, specialty stores..... | 16 | 16 | 826 | 826 | 112 | 2,024 | 1,782 | 61 | 45 | 8 |
| Other apparel stores..... | 9 | 7 | (D) | (D) | (D) | (D) | (D) | (D) | (D) | (D) |
| Furniture, home furnishings, appliance dealers, total..... | 81 | 71 | (D) | (D) | (D) | (D) | (D) | (D) | (D) | (D) |
| Furniture, home furnishings stores, antique stores..... | 44 | 40 | (D) | (D) | (D) | (D) | (D) | (D) | (D) | (D) |
| Household appliance, radio, TV stores..... | 37 | 31 | 3,796 | 3,626 | 495 | 9,311 | 8,729 | 155 | 145 | 33 |
| Automotive group..... | 68 | 50 | (D) | (D) | (D) | (D) | (D) | (D) | (D) | (D) |
| Gasoline service stations..... | 143 | 121 | 13,126 | 12,472 | 1,249 | 25,030 | 22,510 | 534 | 455 | 147 |
| Lumber, bldg. mats., hardware, farm equip. dealers, total..... | 70 | 52 | 6,928 | 6,702 | 996 | 18,408 | 17,857 | 270 | 245 | 66 |
| Farm equipment dealers..... | 5 | 5 | (D) | (D) | (D) | (D) | (D) | (D) | (D) | (D) |
| Lumber, building materials, supplies, equipment dealers..... | 38 | 28 | (D) | (D) | (D) | (D) | (D) | (D) | (D) | (D) |
| Hardware stores..... | 27 | 19 | (D) | (D) | (D) | (D) | (D) | (D) | (D) | (D) |
| Drug stores, proprietary stores, total..... | 57 | 53 | 7,153 | 7,121 | 1,077 | 17,902 | 15,840 | 503 | 363 | 41 |
| Drug stores..... | (NA) | 40 | (NA) | 6,680 | 1,039 | 17,207 | 15,158 | 476 | 338 | (NA) |
| Proprietary stores..... | (NA) | 13 | (NA) | 441 | 38 | 695 | 682 | 27 | 25 | (NA) |
| Other retail stores, total..... | 169 | 125 | 11,929 | 11,027 | 1,760 | 33,490 | 32,558 | 638 | 595 | 161 |
| Liquor stores..... | 35 | 27 | 1,372 | 1,194 | 59 | 1,488 | 1,384 | 42 | 35 | 38 |
| Fuel, ice dealers..... | 25 | 17 | (D) | (D) | (D) | (D) | (D) | (D) | (D) | (D) |
| Feed, farm, garden supply stores..... | 6 | 4 | (D) | (D) | (D) | (D) | (D) | (D) | (D) | (D) |
| Jewelry stores..... | 18 | 14 | 1,829 | 1,803 | 320 | 5,452 | 5,393 | 96 | 95 | 15 |
| Book, stationery stores..... | 1 | 1 | (D) | (D) | (D) | (D) | (D) | (D) | (D) | (D) |
| Other retail stores (except second-hand)..... | 64 | 50 | 5,244 | 5,012 | 932 | 17,672 | 17,081 | 363 | 335 | 66 |
| Second-hand stores..... | 16 | 12 | 710 | 636 | 90 | 1,744 | 1,621 | 37 | 34 | 13 |
| Nonstore retailers..... | 70 | 22 | 3,902 | (D) | (D) | (D) | (D) | (D) | (D) | (D) |
| FORT WAYNE | | | | | | | | | | |
| Retail trade, total..... | 1,427 | 1,111 | 210,236 | 204,032 | 27,167 | 523,282 | 476,585 | 10,402 | 8,884 | 1,365 |
| Food stores, total..... | 235 | 167 | 34,182 | 32,338 | 2,439 | 46,337 | 39,271 | 1,033 | 678 | 230 |
| Grocery stores..... | 178 | 122 | 29,849 | 28,239 | 1,840 | 35,273 | 30,119 | 759 | 500 | 164 |
| Meat markets, fish (seafood) markets..... | 9 | 9 | (D) | (D) | (D) | (D) | (D) | (D) | (D) | (D) |
| Fruit stores, vegetable markets..... | 5 | 10 | (D) | (D) | (D) | (D) | (D) | (D) | (D) | (D) |
| Candy, nut, confectionery stores..... | 6 | 1 | 322 | 322 | 41 | 857 | 687 | 29 | 16 | 5 |
| Other food stores..... | 33 | 25 | 1,412 | 1,282 | 320 | 5,627 | 4,854 | 156 | 106 | 22 |
| Eating, drinking places, total..... | 298 | 276 | 17,067 | 16,821 | 3,520 | 73,488 | 63,905 | 1,848 | 1,399 | 388 |
| Eating places..... | 174 | 154 | 9,585 | (D) | 2,443 | 52,267 | 45,173 | 1,370 | 1,030 | 209 |
| Drinking places..... | 124 | 122 | 7,482 | (D) | 1,077 | 21,221 | 18,732 | 478 | 369 | 179 |
| General merchandise group, total..... | 32 | 26 | 37,579 | 37,533 | 6,269 | 123,146 | 103,959 | 2,766 | 2,184 | 18 |
| General merchandise group (except variety)..... | 10 | 8 | (D) | (D) | (D) | (D) | (D) | (D) | (D) | (D) |
| Variety stores..... | 20 | 18 | (D) | (D) | (D) | (D) | (D) | (D) | (D) | (D) |
| Apparel, accessories stores, total..... | 111 | 105 | 15,641 | 15,557 | 2,669 | 47,909 | 44,237 | 990 | 770 | 43 |
| Shoe stores..... | 41 | 39 | 3,768 | (D) | (D) | (D) | (D) | (D) | (D) | (D) |
| Men's, boys' clothing and furnishings stores..... | (NA) | 18 | (NA) | 4,177 | 728 | 12,262 | 11,220 | 231 | 168 | (NA) |
| Family clothing stores..... | (NA) | 4 | (NA) | 344 | 55 | 1,012 | 1,012 | 25 | 25 | (NA) |
| Women's clothing, specialty stores..... | 32 | 32 | (D) | (D) | (D) | (D) | (D) | (D) | (D) | (D) |
| Ready-to-wear stores..... | 19 | 19 | (D) | (D) | (D) | (D) | (D) | (D) | (D) | (D) |
| Other clothing, specialty stores..... | 13 | 13 | 429 | 429 | 75 | 1,089 | 994 | 31 | 23 | 2 |
| Other apparel stores..... | 12 | 12 | 688 | 688 | 114 | 2,513 | 2,323 | 58 | 47 | 13 |
| Furniture, home furnishings, appliance dealers, total..... | 81 | 69 | 11,509 | 11,325 | 1,847 | 35,115 | 34,136 | 507 | 469 | 61 |
| Furniture, home furnishings stores, antique stores..... | 40 | 36 | 5,581 | 5,441 | 919 | 17,313 | 16,861 | 251 | 233 | 32 |
| Household appliance, radio, TV stores..... | 41 | 33 | 5,928 | 5,884 | 928 | 17,802 | 17,275 | 256 | 236 | 29 |
| Automotive group..... | 83 | 53 | 44,527 | 43,351 | 3,874 | 72,072 | 70,798 | 970 | 911 | 68 |
| Gasoline service stations..... | 156 | 128 | 11,558 | 10,732 | 1,080 | 21,455 | 18,818 | 476 | 362 | 186 |
| Lumber, bldg. mats., hardware, farm equip. dealers, total..... | 65 | 59 | 10,219 | 10,129 | 1,380 | 26,044 | 24,898 | 359 | 317 | 47 |
| Farm equipment dealers..... | 6 | 4 | 566 | (D) | 66 | 1,127 | 1,099 | 15 | 14 | 4 |
| Lumber, building materials, supplies, equipment dealers..... | 37 | 37 | 8,395 | 8,395 | 1,198 | 22,695 | 21,876 | 299 | 272 | 20 |
| Hardware stores..... | 22 | 18 | 1,258 | (D) | 116 | 2,222 | 1,923 | 45 | 31 | 23 |
| Drug stores, proprietary stores, total..... | 63 | 59 | 6,537 | 6,487 | 946 | 17,383 | 15,382 | 437 | 318 | 52 |
| Drug stores..... | (NA) | 56 | (NA) | (D) | (D) | (D) | (D) | (D) | (D) | (NA) |
| Proprietary stores..... | (NA) | 3 | (NA) | (D) | (D) | (D) | (D) | (D) | (D) | (NA) |
| Other retail stores, total..... | 225 | 147 | 14,914 | 13,734 | 2,058 | 40,065 | 38,040 | 736 | 640 | 202 |
| Liquor stores..... | 21 | 15 | 1,696 | (D) | (D) | (D) | (D) | (D) | (D) | (D) |
| Fuel, ice dealers..... | 34 | 28 | 4,182 | 3,968 | 545 | 11,018 | 10,515 | 172 | 160 | 25 |
| Feed, farm, garden supply stores..... | 9 | 7 | 466 | (D) | 39 | 520 | 491 | 8 | 7 | 7 |
| Jewelry stores..... | 25 | 17 | (D) | 1,792 | 378 | 6,416 | 6,244 | 97 | 88 | (D) |
| Book, stationery stores..... | 6 | 6 | (D) | (D) | (D) | (D) | (D) | (D) | (D) | (D) |
| Other retail stores (except second-hand)..... | 85 | 67 | 5,690 | 5,362 | 860 | 16,862 | 15,996 | 322 | 284 | 73 |
| Second-hand stores..... | 13 | 7 | 309 | 209 | 73 | 1,654 | 1,634 | 50 | 40 | 10 |
| Nonstore retailers..... | 78 | 22 | 6,503 | 6,025 | 1,085 | 19,768 | 18,141 | 280 | 236 | 70 |

Standard Notes: (D) Withheld to avoid disclosure. (NA) Not available. n.e.c. Not elsewhere classified. XXX Not applicable. (Z) Less than \$500. ... Represents zero.
¹Group totals may include data for establishments without payroll which could not be classified by detailed kind of business.

Table 105. RETAIL TRADE: 1954 — CITIES WITH 500 ESTABLISHMENTS OR MORE—Continued

Establishments, Sales, Payroll, and Personnel, by Kind of Business

| City and kind of business | Establishments | | Sales | | Payroll, entire year (\$1,000) | Payroll, workweek ended nearest Nov. 15 | | Paid employees, workweek ended nearest Nov. 15 | | Proprietors (un- incorporated businesses, only) ¹ (Number) |
|--|-------------------|-----------------------------|---|--|-----------------------------------|--|-------------------------------|--|------------------------------|---|
| | Total (Number) | With payroll (Number) | Total, all establish- ments ² (\$1,000) | Establish- ments with payroll (\$1,000) | | Total (Dollars) | Full workweek (Dollars) | Total (Number) | Full workweek (Number) | |
| GARY | | | | | | | | | | |
| Retail trade, total..... | 1,522 | 1,142 | 187,730 | 179,200 | 22,478 | 426,047 | 398,629 | 7,928 | 6,536 | 1,612 |
| Food stores, total..... | 402 | 246 | 45,908 | 42,402 | 3,091 | 59,185 | 53,647 | 1,209 | 933 | 471 |
| Grocery stores..... | 300 | 196 | 40,040 | 37,238 | 2,509 | 47,544 | 43,269 | 928 | 719 | 342 |
| Meat markets, fish (seafood) markets..... | 21 | 15 | 2,554 | 2,504 | 203 | 3,846 | 3,118 | 88 | 51 | 23 |
| Fruit stores, vegetable markets..... | 6 | 2 | 238 | (D) | (D) | (D) | (D) | (D) | (D) | (D) |
| Candy, nut, confectionery stores..... | 31 | 9 | 762 | 350 | 46 | 854 | 684 | 28 | 19 | 35 |
| Other food stores..... | 44 | 34 | 2,302 | (D) | (D) | (D) | (D) | (D) | (D) | (D) |
| Eating, drinking places, total..... | 346 | 300 | 15,439 | 14,517 | 2,822 | 53,293 | 49,786 | 1,524 | 1,339 | 427 |
| Eating places..... | 179 | 159 | 8,379 | 8,157 | 1,985 | 37,654 | 35,318 | 1,090 | 971 | 199 |
| Drinking places..... | 165 | 141 | 7,036 | 6,360 | 837 | 15,639 | 14,468 | 434 | 368 | 226 |
| General merchandise group, total..... | 29 | 21 | 26,615 | 26,483 | 4,147 | 83,220 | 75,635 | 1,614 | 1,159 | 24 |
| General merchandise group (except variety)..... | 17 | 11 | 22,849 | (D) | 3,496 | 70,661 | 65,449 | 1,210 | 908 | 16 |
| Variety stores..... | 12 | 10 | 3,766 | (D) | 651 | 12,559 | 10,186 | 404 | 251 | 8 |
| Apparel, accessories stores, total..... | 128 | 118 | 14,322 | 14,228 | 1,997 | 35,968 | 33,703 | 692 | 561 | 90 |
| Shoe stores..... | 30 | 30 | 2,670 | 2,670 | 386 | 7,128 | 6,604 | 128 | 94 | 15 |
| Men's, boys' clothing and furnishings stores..... | (NA) | 22 | (NA) | (D) | 305 | 6,072 | 5,784 | 88 | 74 | (NA) |
| Family clothing stores..... | (NA) | 15 | (NA) | 3,582 | 460 | 7,681 | 7,462 | 146 | 133 | (NA) |
| Women's clothing, specialty stores..... | 36 | 34 | 4,893 | (D) | 716 | 12,390 | 11,357 | 279 | 221 | 31 |
| Ready-to-wear stores..... | (NA) | 24 | (NA) | 4,360 | 660 | 11,048 | 10,151 | 249 | 200 | (NA) |
| Other clothing, specialty stores..... | (NA) | 10 | (NA) | (D) | 56 | 1,342 | 1,206 | 30 | 21 | (NA) |
| Other apparel stores..... | 21 | 17 | 1,054 | 1,016 | 130 | 2,687 | 2,496 | 51 | 39 | 21 |
| Furniture, home furnishings, appliance dealers, total..... | 86 | 72 | 10,730 | 10,516 | 1,770 | 31,638 | 31,106 | 446 | 421 | 74 |
| Furniture, home furnishings stores, antique stores..... | 48 | 42 | 6,696 | 6,608 | 1,248 | 20,536 | 20,121 | 303 | 283 | 34 |
| Household appliance, radio, TV stores..... | 38 | 30 | 4,034 | 3,908 | 522 | 11,102 | 10,985 | 143 | 138 | 40 |
| Automotive group..... | 45 | 43 | 27,214 | (D) | 2,561 | 47,051 | 46,684 | 564 | 538 | 37 |
| Gasoline service stations..... | 145 | 113 | 11,341 | 10,315 | 983 | 20,075 | 17,816 | 348 | 258 | 176 |
| Lumber, bldg. mats., hardware, farm equip. dealers, total..... | 60 | 48 | 10,472 | 10,264 | 1,520 | 29,252 | 28,034 | 352 | 327 | 39 |
| Farm equipment dealers..... | *** | *** | *** | *** | *** | *** | *** | *** | *** | *** |
| Lumber, building materials, supplies, equipment dealers..... | 33 | 29 | 9,253 | 9,205 | 1,362 | 25,749 | 24,638 | 294 | 275 | 14 |
| Hardware stores..... | 27 | 19 | 1,219 | 1,059 | 158 | 3,503 | 3,396 | 58 | 52 | 25 |
| Drug stores, proprietary stores, total..... | 46 | 40 | 6,070 | 5,806 | 794 | 14,198 | 12,377 | 395 | 287 | 43 |
| Drug stores..... | (NA) | 39 | (D) | (D) | (D) | (D) | (D) | (D) | (D) | (NA) |
| Proprietary stores..... | (NA) | 1 | (NA) | (D) | (D) | (D) | (D) | (D) | (D) | (NA) |
| Other retail stores, total..... | 197 | 129 | 13,509 | (D) | 1,657 | 32,304 | 30,235 | 532 | 472 | 193 |
| Liquor stores..... | 51 | 29 | 3,682 | 2,852 | 170 | 3,242 | 3,042 | 75 | 65 | 54 |
| Fuel, ice dealers..... | 24 | 22 | 3,013 | (D) | 448 | 10,092 | 9,014 | 131 | 118 | 12 |
| Feed, farm, garden supply stores..... | 4 | 2 | (D) | (D) | (D) | (D) | (D) | (D) | (D) | (D) |
| Jewelry stores..... | 29 | 19 | 2,403 | 2,277 | 475 | 8,670 | 8,339 | 113 | 103 | 24 |
| Book, stationery stores..... | 4 | 4 | (D) | (D) | (D) | (D) | (D) | (D) | (D) | (D) |
| Other retail stores (except second-hand)..... | 64 | 44 | 3,072 | 2,760 | 348 | 6,127 | 5,872 | 127 | 109 | 63 |
| Second-hand stores..... | 9 | 9 | 522 | 522 | 126 | 2,511 | 2,346 | 60 | 53 | 10 |
| Nonstore retailers..... | 38 | 12 | 6,110 | 5,518 | 1,136 | 19,863 | 19,606 | 252 | 241 | 38 |
| HAMMOND | | | | | | | | | | |
| Retail trade, total..... | 657 | 643 | 133,738 | 129,082 | 16,298 | 313,868 | 289,772 | 5,727 | 4,596 | 844 |
| Food stores, total..... | 173 | 113 | 28,339 | 26,569 | 1,913 | 39,339 | 34,494 | 761 | 532 | 203 |
| Grocery stores..... | 133 | 89 | 25,804 | 24,308 | 1,651 | 34,049 | 30,070 | 634 | 458 | 155 |
| Meat markets, fish (seafood) markets..... | 5 | 5 | 990 | 990 | 70 | 1,086 | 1,059 | 18 | 16 | 6 |
| Fruit stores, vegetable markets..... | 8 | 2 | 287 | (D) | (D) | (D) | (D) | (D) | (D) | (D) |
| Candy, nut, confectionery stores..... | 6 | 6 | 267 | (D) | (D) | (D) | (D) | (D) | (D) | (D) |
| Other food stores..... | 19 | 11 | 991 | 829 | 158 | 3,529 | 2,887 | 80 | 47 | 21 |
| Eating, drinking places, total..... | 178 | 144 | 9,079 | 8,439 | 1,644 | 31,680 | 29,165 | 785 | 660 | 210 |
| Eating places..... | 108 | 92 | 5,074 | 5,678 | 1,318 | 25,595 | 23,896 | 636 | 553 | 118 |
| Drinking places..... | 70 | 52 | 3,205 | 2,761 | 326 | 6,085 | 5,269 | 149 | 107 | 92 |
| General merchandise group, total..... | 19 | 13 | 22,017 | 21,951 | 3,154 | 63,090 | 57,260 | 1,444 | 1,110 | 11 |
| General merchandise group (except variety)..... | 11 | 5 | 19,781 | 19,715 | 2,763 | 55,830 | 50,969 | 1,218 | 962 | 7 |
| Variety stores..... | 8 | 8 | 2,236 | 2,236 | 391 | 7,260 | 6,291 | 226 | 148 | 4 |
| Apparel, accessories stores, total..... | 77 | 73 | 10,542 | 10,490 | 1,507 | 26,875 | 24,548 | 540 | 431 | 40 |
| Shoe stores..... | 15 | 15 | 1,818 | 1,818 | 237 | 4,398 | 3,972 | 82 | 59 | 4 |
| Men's, boys' clothing and furnishings stores..... | (NA) | 14 | (NA) | (D) | 344 | 6,863 | 6,132 | 89 | 62 | (NA) |
| Family clothing stores..... | (NA) | 7 | (NA) | 1,031 | 137 | 2,162 | 2,083 | 48 | 43 | (NA) |
| Women's clothing, specialty stores..... | 26 | 26 | 4,876 | 4,876 | 680 | 11,510 | 10,747 | 281 | 236 | 14 |
| Ready-to-wear stores..... | 18 | 18 | 4,318 | 4,318 | 603 | 10,529 | 9,746 | 255 | 215 | 9 |
| Other clothing, specialty stores..... | 6 | 8 | 558 | 558 | 77 | 981 | 931 | 26 | 21 | 5 |
| Other apparel stores..... | 13 | 11 | 699 | (D) | 109 | 1,942 | 1,684 | 40 | 31 | 10 |
| Furniture, home furnishings, appliance dealers, total..... | 50 | 44 | 7,685 | 7,625 | 1,273 | 24,236 | 22,715 | 356 | 286 | 42 |
| Furniture, home furnishings stores, antique stores..... | 30 | 28 | 4,882 | (D) | 840 | 15,520 | 14,827 | 204 | 171 | 24 |
| Household appliance, radio, TV stores..... | 20 | 16 | 2,803 | (D) | 433 | 8,716 | 7,888 | 152 | 115 | 18 |
| Automotive group..... | 43 | 39 | 25,952 | 25,720 | 2,514 | 45,679 | 45,048 | 559 | 539 | 27 |
| Gasoline service stations..... | 94 | 68 | 7,504 | 6,862 | 651 | 13,707 | 12,658 | 241 | 192 | 98 |
| Lumber, bldg. mats., hardware, farm equip. dealers, total..... | 45 | 45 | 9,155 | 8,993 | 1,301 | 22,346 | 21,045 | 329 | 275 | 46 |
| Farm equipment dealers..... | *** | *** | *** | *** | *** | *** | *** | *** | *** | *** |
| Lumber, building materials, supplies, equipment dealers..... | 35 | 31 | 5,561 | 5,473 | 777 | 14,641 | 13,684 | 182 | 158 | 26 |
| Hardware stores..... | 10 | 14 | 3,594 | 3,520 | 524 | 8,205 | 7,361 | 147 | 117 | 20 |

Standard Notes: (D) Withheld to avoid disclosure. (NA) Not available. n.e.c. Not elsewhere classified. XXX Not applicable. (Z) Less than \$500. ... Represents zero.
¹ Group totals may include data for establishments without payroll which could not be classified by detailed kind of business.

Table 105. RETAIL TRADE: 1954 — CITIES WITH 500 ESTABLISHMENTS OR MORE—Continued

Establishments, Sales, Payroll, and Personnel, by Kind of Business

| City and kind of business | Establishments | | Sales | | Payroll, entire year (\$1,000) | Payroll, workweek ended nearest Nov. 15 | | Paid employees, workweek ended nearest Nov. 15 | | Proprietors (unincorporated businesses only) ¹ (Number) |
|---|--------------------------------|--------------------------|---|--|-----------------------------------|---|----------------------------|--|---------------------------|---|
| | Total ¹ (Number) | With payroll (Number) | Total, all establishments ¹ (\$1,000) | Establishments with payroll (\$1,000) | | Total (Dollars) | Full workweek (Dollars) | Total (Number) | Full workweek (Number) | |
| HAMMOND--Con. | | | | | | | | | | |
| Drug stores, proprietary stores, total | 28 | 26 | 3,311 | (D) | 474 | 8,735 | 7,091 | 189 | 117 | 22 |
| Drug stores | (NA) | 23 | (NA) | 3,161 | (D) | (D) | (D) | (D) | (D) | (NA) |
| Proprietary stores | (NA) | 3 | (NA) | (D) | (D) | (D) | (D) | (D) | (D) | (NA) |
| Other retail stores, total | 122 | 70 | 7,641 | (D) | 1,169 | 22,687 | 21,057 | 334 | 273 | 120 |
| Liquor stores | 10 | 2 | 368 | (D) | (D) | (D) | (D) | (D) | (D) | (D) |
| Fuel, ice dealers | 24 | 18 | 1,788 | 1,728 | 266 | 5,234 | 4,660 | 73 | 58 | 23 |
| Feed, farm, garden supply stores | 6 | 2 | (D) | (D) | (D) | (D) | (D) | (D) | (D) | (D) |
| Jewelry stores | 16 | 12 | 1,606 | 1,510 | 268 | 6,189 | 5,902 | 79 | 69 | 8 |
| Book, stationery stores | 5 | 3 | (D) | (D) | (D) | (D) | (D) | (D) | (D) | (D) |
| Other retail stores (except second-hand) | 49 | 29 | 2,666 | 2,458 | 472 | 8,321 | 7,699 | 140 | 107 | 53 |
| Second-hand stores | 10 | 4 | 471 | 407 | 81 | 1,232 | 1,091 | 22 | 19 | 12 |
| Nonstore retailers | 30 | 8 | 2,513 | 2,221 | 698 | 14,994 | 14,691 | 189 | 181 | 25 |
| INDIANAPOLIS | | | | | | | | | | |
| Retail trade, total | 4,932 | 3,626 | 770,509 | 753,577 | 99,824 | 1,942,466 | 1,776,586 | 37,181 | 29,582 | 4,562 |
| Food stores, total | 905 | 645 | 139,720 | 134,584 | 10,162 | 190,294 | 157,254 | 4,070 | 2,750 | 952 |
| Grocery stores | 613 | 455 | 126,685 | 122,689 | 8,672 | 159,588 | 128,989 | 3,330 | 2,146 | 661 |
| Meat markets, fish (seafood) markets | 52 | 38 | 4,730 | 4,560 | 302 | 5,869 | 5,596 | 110 | 98 | 67 |
| Fruit stores, vegetable markets | 53 | 17 | 1,715 | 1,337 | 84 | 1,799 | 1,775 | 43 | 41 | 69 |
| Candy, nut, confectionery stores | 56 | 32 | 1,581 | (D) | (D) | (D) | (D) | (D) | (D) | (D) |
| Bakery products stores | 75 | 71 | 3,052 | 2,996 | 638 | 13,467 | 12,563 | 307 | 258 | 53 |
| Other food stores | 52 | 32 | 1,909 | (D) | (D) | (D) | (D) | (D) | (D) | (D) |
| Eating, drinking places, total | 933 | 861 | 59,912 | 58,874 | 12,810 | 262,168 | 245,263 | 6,741 | 5,875 | 1,094 |
| Eating places (except refreshment stands) | 490 | 450 | 33,196 | 32,708 | 8,728 | 179,792 | 169,130 | 4,690 | 4,152 | 513 |
| Refreshment stands | 58 | 48 | 1,864 | 1,712 | 266 | 5,379 | 4,641 | 156 | 110 | 46 |
| Drinking places | 385 | 363 | 24,852 | 24,454 | 3,816 | 76,997 | 71,492 | 1,895 | 1,613 | 535 |
| General merchandise group, total | 118 | 96 | 130,003 | 129,593 | 22,466 | 461,471 | 392,949 | 9,849 | 6,450 | 99 |
| Department stores | 8 | 8 | 109,965 | 1,09,965 | 19,199 | 397,724 | 338,130 | 7,870 | 5,031 | 2 |
| Dry goods, general merchandise stores | 69 | 55 | (D) | (D) | (D) | (D) | (D) | (D) | (D) | (D) |
| General stores | 3 | 3 | (D) | (D) | (D) | (D) | (D) | (D) | (D) | (D) |
| Variety stores | 38 | 30 | 14,673 | 14,617 | 2,727 | 54,104 | 4,075 | 1,735 | 1,255 | 21 |
| Apparel, accessories stores, total | 261 | 237 | 35,389 | 35,015 | 5,114 | 102,199 | 96,494 | 2,001 | 1,679 | 186 |
| Shoe stores | 52 | 50 | 6,714 | (D) | 945 | 18,281 | 16,744 | 351 | 254 | 15 |
| Men's, boys' clothing and furnishings stores | (NA) | 40 | (NA) | (D) | (D) | (D) | (D) | (D) | (D) | (NA) |
| Family clothing stores | (NA) | 31 | (NA) | 4,111 | 495 | 8,707 | 8,080 | 196 | 157 | (NA) |
| Women's clothing, specialty stores | 98 | 88 | 13,680 | 13,596 | 1,828 | 38,981 | 36,910 | 858 | 740 | 79 |
| Ready-to-wear stores | (NA) | 59 | (NA) | 10,890 | 1,374 | 30,418 | 28,807 | 651 | 594 | (NA) |
| Millinery stores | (NA) | 13 | (NA) | (D) | (D) | (D) | (D) | (D) | (D) | (NA) |
| Other clothing, specialty stores | (NA) | 16 | (NA) | (D) | (D) | (D) | (D) | (D) | (D) | (NA) |
| Other apparel stores | 32 | 28 | 2,508 | (D) | (D) | (D) | (D) | (D) | (D) | (D) |
| Furniture, home furnishings, appliance dealers, total | 271 | 211 | 41,361 | 40,169 | 6,953 | 127,921 | 124,037 | 1,799 | 1,670 | 225 |
| Furniture, home furnishings stores | 164 | 134 | 29,930 | 29,234 | 5,624 | 101,489 | 98,685 | 1,360 | 1,272 | 126 |
| Furniture stores | (NA) | 95 | (NA) | 4,937 | 4,943 | 88,409 | 85,873 | 1,197 | 1,117 | (NA) |
| Home furnishings stores, antique stores | (NA) | 39 | (NA) | 4,297 | 681 | 13,080 | 12,812 | 163 | 155 | (NA) |
| Household appliance, radio, TV stores | 107 | 77 | 11,431 | 10,935 | 1,329 | 26,432 | 25,352 | 439 | 398 | 99 |
| Automotive group, total | 231 | 189 | 161,224 | 160,004 | 14,857 | 271,303 | 269,170 | 3,310 | 3,237 | 195 |
| Passenger car dealers (franchised) | 56 | 52 | 125,015 | 124,807 | 11,417 | 209,394 | 208,607 | 2,514 | 2,495 | 19 |
| Passenger car dealers (nonfranchised) | 103 | 73 | 24,935 | (D) | (D) | (D) | (D) | (D) | (D) | (D) |
| Tire, battery, accessory dealers | 47 | 41 | 8,096 | 7,894 | 1,529 | 26,991 | 26,365 | 385 | 348 | 39 |
| Other automotive dealers | 25 | 23 | 3,178 | (D) | (D) | (D) | (D) | (D) | (D) | (D) |
| Gasoline service stations | 478 | 414 | 39,968 | 38,610 | 3,986 | 78,152 | 72,616 | 1,458 | 1,224 | 461 |
| Lumber, bldg. mads., hardware, farm equip. dealers, total | 223 | 159 | 38,915 | 37,843 | 6,177 | 116,791 | 112,364 | 1,511 | 1,432 | 214 |
| Farm equipment dealers | 10 | 6 | (D) | (D) | (D) | (D) | (D) | (D) | (D) | (D) |
| Lumber, building materials dealers | 61 | 49 | 29,291 | 29,071 | 4,687 | 87,986 | 85,015 | 1,077 | 1,017 | 40 |
| Plumbing, paint, electrical stores | 53 | 35 | (D) | (D) | (D) | (D) | (D) | (D) | (D) | (D) |
| Hardware stores | 97 | 69 | 4,569 | 3,953 | 422 | 8,098 | 7,109 | 163 | 129 | 117 |
| Drug stores, proprietary stores, total | 268 | 254 | 35,212 | 34,930 | 4,311 | 84,839 | 70,183 | 2,252 | 1,903 | 204 |
| Drug stores | (NA) | 243 | (NA) | 33,721 | 4,149 | 82,482 | 68,473 | 2,185 | 1,866 | (NA) |
| Proprietary stores | (NA) | 11 | (NA) | 1,209 | 152 | 2,357 | 1,710 | 67 | 57 | (NA) |
| Other retail stores, total | 688 | 480 | 55,854 | 52,738 | 7,589 | 151,749 | 144,684 | 2,567 | 2,296 | 669 |
| Liquor stores | 110 | 84 | 6,695 | 6,051 | 334 | 6,762 | 6,223 | 168 | 140 | 140 |
| Fuel, ice dealers | 109 | 89 | 16,508 | 16,154 | 2,092 | 43,482 | 41,866 | 728 | 666 | 93 |
| Feed, farm, garden supply stores | 37 | 25 | 4,548 | 4,354 | 473 | 8,485 | 8,331 | 125 | 117 | 35 |
| Jewelry stores | 75 | 59 | (D) | (D) | (D) | (D) | (D) | (D) | (D) | (D) |
| Book, stationery stores | 24 | 14 | 2,303 | (D) | 449 | 7,623 | 7,264 | 149 | 120 | 17 |
| Sporting goods, bicycle stores | 36 | 20 | 1,921 | 1,713 | 248 | 4,708 | 4,475 | 86 | 78 | 31 |
| Florists | 57 | 45 | 2,463 | 2,343 | 437 | 7,992 | 7,185 | 192 | 146 | 63 |
| Cigar stores, stands | 20 | 12 | 568 | 530 | 69 | 1,610 | 1,589 | 41 | 40 | 23 |
| News dealers, newsstands | 7 | 1 | 117 | (D) | (D) | (D) | (D) | (D) | (D) | (D) |
| Gift, novelty, souvenir stores | 27 | 9 | (D) | (D) | (D) | (D) | (D) | (D) | (D) | (D) |
| Music stores | 28 | 20 | (D) | (D) | (D) | (D) | (D) | (D) | (D) | (D) |
| Camera, photographic supply stores | 9 | 9 | 1,249 | 1,249 | 221 | 4,162 | 4,062 | 63 | 59 | 3 |
| Other retail stores (except second-hand) | 53 | 53 | 3,270 | 3,270 | 597 | 12,709 | 12,207 | 189 | 169 | 49 |
| Second-hand stores | 48 | 40 | (D) | (D) | (D) | (D) | (D) | (D) | (D) | (D) |
| Nonstore retailers, total | 256 | 80 | 32,947 | 31,217 | 5,409 | 95,579 | 91,572 | 1,603 | 1,468 | 243 |
| Mail order houses | 6 | 6 | (D) | (D) | (D) | (D) | (D) | (D) | (D) | (D) |
| Direct selling (house-to-house) organizations | 28 | 56 | 14,192 | 12,496 | 3,294 | 62,951 | 61,985 | 953 | 905 | 222 |
| Merchandise vending machine operators | 22 | 18 | (D) | (D) | (D) | (D) | (D) | (D) | (D) | (D) |

Standard Notes: (D) Withheld to avoid disclosure. (NA) Not available. n.e.c. Not elsewhere classified. XXX Not applicable. (Z) Less than \$500. ... Represents zero.
¹ Group totals may include data for establishments without payroll which could not be classified by detailed kind of business.

Table 105. RETAIL TRADE: 1954 — CITIES WITH 500 ESTABLISHMENTS OR MORE—Continued

Establishments, Sales, Payroll, and Personnel, by Kind of Business

| City and kind of business | Establishments | | Sales | | Payroll, entire year (\$1,000) | Payroll, workweek ended nearest Nov. 15 | | Paid employees, workweek ended nearest Nov. 15 | | Proprietors (unincorporated businesses only) ¹ (Number) |
|--|--------------------------------|--------------------------|---|--|-----------------------------------|---|----------------------------|--|---------------------------|---|
| | Total ¹ (Number) | With payroll (Number) | Total, all establishments ¹ (\$1,000) | Establishments with payroll (\$1,000) | | Total (Dollars) | Full workweek (Dollars) | Total (Number) | Full workweek (Number) | |
| MUNCIE | | | | | | | | | | |
| Retail trade, total..... | 732 | 594 | 91,404 | 59,054 | 10,604 | 197,951 | 183,665 | 4,193 | 3,385 | 709 |
| Food stores, total..... | 128 | 94 | 22,681 | 21,743 | 1,751 | 31,292 | 28,231 | 705 | 532 | 124 |
| Grocery stores..... | 104 | 72 | 21,750 | 20,818 | 1,572 | 27,843 | 25,054 | 609 | 459 | 99 |
| Meat markets, fish (seafood) markets..... | 3 | 3 | (D) | (D) | (D) | (D) | (D) | (D) | (D) | (D) |
| Fruit stores, vegetable markets..... | 3 | 3 | (D) | (D) | (D) | (D) | (D) | (D) | (D) | (D) |
| Candy, nut, confectionery stores..... | 7 | 7 | 120 | 120 | 11 | 234 | 193 | 12 | 8 | 5 |
| Other food stores..... | 11 | 9 | (D) | (D) | (D) | (D) | (D) | (D) | (D) | 13 |
| Eating, drinking places, total..... | 142 | 134 | 6,718 | 6,634 | 1,249 | 24,132 | 21,911 | 747 | 595 | 179 |
| Eating places..... | 96 | 98 | 3,448 | 3,364 | 810 | 16,490 | 14,763 | 555 | 434 | 124 |
| Drinking places..... | 46 | 46 | 3,270 | 3,270 | 439 | 7,642 | 7,148 | 192 | 161 | 55 |
| General merchandise group, total..... | 13 | 13 | 10,102 | 10,102 | 1,592 | 30,797 | 28,287 | 749 | 559 | 3 |
| General merchandise group (except variety)..... | 6 | 6 | 8,374 | 8,374 | 1,328 | 25,810 | 23,683 | 560 | 428 | 1 |
| Variety stores..... | 7 | 7 | 1,728 | 1,728 | 264 | 4,987 | 4,604 | 189 | 131 | 2 |
| Apparel, accessories stores, total..... | 74 | 72 | 6,337 | (D) | (D) | (D) | (D) | (D) | (D) | (D) |
| Shoe stores..... | 17 | 17 | (D) | (D) | (D) | (D) | (D) | (D) | (D) | (D) |
| Men's, boys' clothing and furnishings stores..... | 14 | 14 | (D) | (D) | (D) | (D) | (D) | (D) | (D) | (D) |
| Family clothing stores..... | 4 | 4 | (D) | (D) | (D) | (D) | (D) | (D) | (D) | (D) |
| Women's clothing, specialty stores..... | 31 | 31 | (D) | (D) | (D) | (D) | (D) | (D) | (D) | (D) |
| Ready-to-wear stores..... | 19 | 19 | 2,540 | 2,540 | 404 | 7,453 | 6,611 | 211 | 162 | 10 |
| Other clothing, specialty stores..... | 12 | 12 | (D) | (D) | (D) | (D) | (D) | (D) | (D) | (D) |
| Other apparel stores..... | 8 | 6 | 358 | (D) | 42 | 762 | 695 | 20 | 15 | 8 |
| Furniture, home furnishings, appliance dealers, total..... | 62 | 52 | 6,117 | 6,055 | 949 | 18,936 | 18,305 | 312 | 282 | 50 |
| Furniture, home furnishings stores, antique stores..... | 32 | 26 | 3,519 | (D) | 602 | 11,202 | 11,044 | 180 | 173 | 23 |
| Household appliance, radio, TV stores..... | 28 | 26 | 2,592 | (D) | 347 | 7,734 | 7,261 | 132 | 109 | 23 |
| Automotive group..... | 46 | 34 | 17,228 | 16,970 | 1,597 | 26,369 | 26,057 | 353 | 342 | 39 |
| Gasoline service stations..... | 89 | 63 | 5,586 | 5,080 | 480 | 9,052 | 8,097 | 184 | 154 | 103 |
| Lumber, bldg. mats., hardware, farm equip. dealers, total..... | 34 | 25 | 5,615 | 5,585 | 802 | 15,673 | 15,135 | 237 | 219 | 28 |
| Farm equipment dealers..... | 4 | 2 | (D) | (D) | (D) | (D) | (D) | (D) | (D) | (D) |
| Lumber, building materials, supplies, equipment dealers..... | 25 | 21 | 4,619 | 4,599 | 683 | 13,517 | 13,174 | 200 | 189 | 18 |
| Hardware stores..... | 5 | 5 | (D) | (D) | (D) | (D) | (D) | (D) | (D) | (D) |
| Drug stores, proprietary stores, total..... | 21 | 19 | 3,056 | (D) | 398 | 7,351 | 6,676 | 167 | 129 | 14 |
| Drug stores..... | (NA) | 14 | (NA) | 2,845 | (D) | (D) | (D) | (D) | (D) | (NA) |
| Proprietary stores..... | (NA) | 5 | (NA) | (D) | (D) | (D) | (D) | (D) | (D) | (NA) |
| Other retail stores, total..... | 92 | 76 | 6,887 | 6,725 | 792 | 16,156 | 14,793 | 294 | 245 | 102 |
| Liquor stores..... | 15 | 15 | (D) | (D) | (D) | (D) | (D) | (D) | (D) | (D) |
| Fuel, ice dealers..... | 18 | 16 | 1,886 | (D) | (D) | (D) | (D) | (D) | (D) | (D) |
| Feed, farm, garden supply stores..... | 4 | 4 | (D) | (D) | (D) | (D) | (D) | (D) | (D) | (D) |
| Jewelry stores..... | 8 | 8 | (D) | (D) | (D) | (D) | (D) | (D) | (D) | (D) |
| Book, stationery stores..... | 2 | 2 | (D) | (D) | (D) | (D) | (D) | (D) | (D) | (D) |
| Other retail stores (except second-hand)..... | 33 | 29 | 1,939 | 1,869 | 211 | 5,234 | 4,469 | 104 | 80 | 40 |
| Second-hand stores..... | 4 | 2 | (D) | (D) | (D) | (D) | (D) | (D) | (D) | (D) |
| Nonstore retailers..... | 31 | 9 | 1,077 | (D) | (D) | (D) | (D) | (D) | (D) | (D) |
| RICHMOND | | | | | | | | | | |
| Retail trade, total..... | 554 | 442 | 65,851 | 63,451 | 7,931 | 149,388 | 135,361 | 3,289 | 2,537 | 504 |
| Food stores, total..... | 81 | 59 | 13,836 | 13,240 | 879 | 16,308 | 12,504 | 395 | 226 | 90 |
| Grocery stores..... | 64 | 50 | 13,304 | 12,904 | 829 | 15,377 | 11,816 | 364 | 207 | 69 |
| Meat markets, fish (seafood) markets..... | 2 | 2 | (D) | (D) | (D) | (D) | (D) | (D) | (D) | (D) |
| Fruit stores, vegetable markets..... | 2 | 2 | (D) | (D) | (D) | (D) | (D) | (D) | (D) | (D) |
| Candy, nut, confectionery stores..... | 6 | 5 | 171 | (D) | (D) | (D) | (D) | (D) | (D) | (D) |
| Other food stores..... | 7 | 5 | 217 | (D) | 30 | 570 | 362 | 19 | 10 | 9 |
| Eating, drinking places, total..... | 94 | 90 | 4,765 | 4,211 | 924 | 19,848 | 18,200 | 593 | 477 | 102 |
| Eating places..... | 64 | 62 | 2,694 | (D) | 645 | 13,782 | 12,603 | 453 | 355 | 72 |
| Drinking places..... | 30 | 28 | 1,971 | (D) | 279 | 6,066 | 5,603 | 160 | 122 | 30 |
| General merchandise group, total..... | 16 | 16 | 6,680 | 6,680 | 1,070 | 18,840 | 16,739 | 576 | 421 | 9 |
| General merchandise group (except variety)..... | 6 | 6 | (D) | (D) | (D) | (D) | (D) | (D) | (D) | (D) |
| Variety stores..... | 10 | 10 | (D) | (D) | (D) | (D) | (D) | (D) | (D) | (D) |
| Apparel, accessories stores, total..... | 51 | 51 | 4,557 | 4,557 | 668 | 11,707 | 10,189 | 316 | 210 | 21 |
| Shoe stores..... | 13 | 13 | (D) | (D) | (D) | (D) | (D) | (D) | (D) | (D) |
| Men's, boys' clothing and furnishings stores..... | 8 | 8 | (D) | (D) | (D) | (D) | (D) | (D) | (D) | (D) |
| Family clothing stores..... | 3 | 3 | (D) | (D) | (D) | (D) | (D) | (D) | (D) | (D) |
| Women's clothing, specialty stores..... | 23 | 23 | 2,154 | 2,154 | 335 | 5,804 | 5,071 | 175 | 121 | 0 |
| Ready-to-wear stores..... | 14 | 14 | (D) | (D) | (D) | (D) | (D) | (D) | (D) | (D) |
| Other clothing, specialty stores..... | 9 | 9 | (D) | (D) | (D) | (D) | (D) | (D) | (D) | (D) |
| Other apparel stores..... | 4 | 4 | (D) | (D) | (D) | (D) | (D) | (D) | (D) | (D) |
| Furniture, home furnishings, appliance dealers, total..... | 33 | 27 | 5,214 | 5,158 | 867 | 18,215 | 17,337 | 266 | 241 | 29 |
| Furniture, home furnishings stores, antique stores..... | 16 | 14 | 3,223 | (D) | (D) | (D) | (D) | (D) | (D) | (D) |
| Household appliance, radio, TV stores..... | 15 | 13 | 1,972 | (D) | (D) | (D) | (D) | (D) | (D) | (D) |
| Automotive group..... | 39 | 33 | 12,008 | 11,580 | 1,043 | 18,671 | 18,508 | 270 | 262 | 27 |
| Gasoline service stations..... | 49 | 41 | 3,943 | 3,613 | 370 | 7,881 | 6,446 | 167 | 116 | 49 |
| Lumber, bldg. mats., hardware, farm equip. dealers, total..... | 48 | 32 | 6,349 | 6,109 | 909 | 16,383 | 15,380 | 268 | 240 | 40 |
| Farm equipment dealers..... | 8 | 0 | 1,439 | (D) | 163 | 3,392 | 2,999 | 47 | 45 | 8 |
| Lumber, building materials, supplies, equipment dealers..... | 30 | 20 | 2,880 | 2,752 | 469 | 8,286 | 7,535 | 127 | 112 | 24 |
| Hardware stores..... | 10 | 6 | 2,030 | (D) | 327 | 4,999 | 4,646 | 94 | 83 | 8 |

Standard Notes: (D) Withheld to avoid disclosure. (NA) Not available. n.e.c. Not elsewhere classified. XXX Not applicable. (Z) Less than \$500. ... Represents zero.
¹ Group totals may include data for establishments without payroll which could not be classified by detailed kind of business.

Table 105. RETAIL TRADE: 1954 — CITIES WITH 500 ESTABLISHMENTS OR MORE—Continued
Establishments, Sales, Payroll, and Personnel, by Kind of Business

| City and kind of business | Establishments | | Sales | | Payroll, entire year (\$1,000) | Payroll, workweek ended nearest Nov. 15 | | Paid employees, workweek ended nearest Nov. 15 | | Proprietors (unincorporated businesses only) ¹ (Number) |
|--|--------------------------------|--------------------------|---|--|-----------------------------------|---|----------------------------|--|---------------------------|---|
| | Total ¹ (Number) | With payroll (Number) | Total, all establishments ¹ (\$1,000) | Establishments with payroll (\$1,000) | | Total (Dollars) | Full workweek (Dollars) | Total (Number) | Full workweek (Number) | |
| RICHMOND--Con. | | | | | | | | | | |
| Drug stores, proprietary stores, total..... | 19 | 17 | 2,386 | (D) | (D) | (D) | (D) | (D) | (D) | (D) |
| Drug stores..... | (NA) | 13 | (NA) | 2,190 | 707 | 5,442 | 4,583 | 158 | 89 | (NA) |
| Proprietary stores..... | (NA) | 4 | (NA) | (D) | (D) | (D) | (D) | (D) | (D) | (NA) |
| Other retail stores, total..... | 93 | 69 | 5,771 | 5,373 | 726 | 13,722 | 13,176 | 259 | 219 | 92 |
| Liquor stores..... | 16 | 12 | 599 | (D) | (D) | (D) | (D) | (D) | (D) | (D) |
| Fuel, ice dealers..... | 12 | 12 | 1,567 | 1,567 | 219 | 3,870 | 3,703 | 70 | 58 | 3 |
| Feed, farm, garden supply stores..... | 9 | 3 | 548 | 470 | 46 | 669 | 669 | 11 | 11 | 12 |
| Jewelry stores..... | 11 | 11 | (D) | (D) | (D) | (D) | (D) | (D) | (D) | (D) |
| Book, stationery stores..... | 2 | 2 | (D) | (D) | (D) | (D) | (D) | (D) | (D) | (D) |
| Other retail stores (except second-hand)..... | 31 | 25 | (D) | (D) | (D) | (D) | (D) | (D) | (D) | (D) |
| Second-hand stores..... | 6 | 4 | (D) | (D) | (D) | (D) | (D) | (D) | (D) | (D) |
| Nonstore retailers..... | 31 | 7 | 842 | (D) | (D) | (D) | (D) | (D) | (D) | (D) |
| SOUTH BEND | | | | | | | | | | |
| Retail trade, total..... | 1,374 | 1,066 | 187,770 | 180,552 | 25,838 | 470,939 | 430,685 | 8,696 | 7,064 | 1,405 |
| Food stores, total..... | 274 | 178 | 39,259 | 36,527 | 2,469 | 44,904 | 39,104 | 990 | 689 | 294 |
| Grocery stores..... | 220 | 142 | 36,615 | 34,103 | 2,060 | 36,843 | 31,805 | 799 | 541 | 241 |
| Meat markets, fish (seafood) markets..... | 11 | 11 | (D) | (D) | (D) | (D) | (D) | (D) | (D) | (D) |
| Fruit stores, vegetable markets..... | 10 | 4 | (D) | (D) | (D) | (D) | (D) | (D) | (D) | (D) |
| Candy, nut, confectionery stores..... | 11 | 7 | (D) | (D) | (D) | (D) | (D) | (D) | (D) | (D) |
| Other food stores..... | 22 | 14 | 1,071 | (D) | (D) | (D) | (D) | (D) | (D) | (D) |
| Eating, drinking places, total..... | 278 | 242 | 13,833 | 12,901 | 2,607 | 51,759 | 46,749 | 1,314 | 1,035 | 352 |
| Eating places..... | 145 | 135 | 7,877 | 7,491 | 1,819 | 36,663 | 33,084 | 941 | 759 | 178 |
| Drinking places..... | 133 | 107 | 5,956 | 5,410 | 788 | 15,096 | 13,665 | 373 | 294 | 174 |
| General merchandise group, total..... | 42 | 32 | 31,812 | 31,654 | 5,625 | 101,872 | 92,289 | 2,142 | 1,769 | 34 |
| General merchandise group (except variety)..... | 25 | 17 | 28,140 | (D) | 5,026 | 90,442 | 83,595 | 1,317 | 1,070 | 23 |
| Variety stores..... | 17 | 15 | 3,672 | (D) | 599 | 11,430 | 8,694 | 325 | 199 | 11 |
| Apparel, accessories stores, total..... | 112 | 102 | 16,618 | 16,374 | 2,742 | 47,730 | 43,580 | 971 | 730 | 59 |
| Shoe stores..... | 27 | 27 | 2,724 | 2,724 | 418 | 7,331 | 6,755 | 153 | 108 | 4 |
| Men's, boys' clothing and furnishings stores..... | (NA) | 16 | (NA) | 5,817 | 1,034 | 17,987 | 16,397 | 292 | 202 | (NA) |
| Family clothing stores..... | (NA) | 9 | (NA) | 895 | 109 | 1,775 | 1,630 | 40 | 32 | (NA) |
| Women's clothing, specialty stores..... | 42 | 40 | 5,986 | (D) | 981 | 16,990 | 15,547 | 413 | 353 | 20 |
| Ready-to-wear stores..... | (NA) | 18 | (NA) | 5,096 | 846 | 14,307 | 13,076 | 347 | 281 | (NA) |
| Other clothing, specialty stores..... | (NA) | 22 | (NA) | (D) | 135 | 2,683 | 2,471 | 66 | 52 | (NA) |
| Other apparel stores..... | 14 | 10 | 1,004 | (D) | 200 | 3,647 | 3,251 | 73 | 55 | 15 |
| Furniture, home furnishings, appliance dealers, total..... | 80 | 66 | 12,493 | 12,199 | 2,456 | 40,191 | 38,791 | 547 | 500 | 75 |
| Furniture, home furnishings stores, antique stores..... | 47 | 39 | 7,711 | 7,501 | 1,654 | 25,783 | 25,017 | 351 | 335 | 43 |
| Household appliance, radio, TV stores..... | 33 | 27 | 4,782 | 4,698 | 802 | 14,408 | 13,774 | 196 | 170 | 32 |
| Automotive group..... | 47 | 35 | 31,173 | 30,617 | 3,357 | 64,197 | 63,590 | 723 | 696 | 48 |
| Gasoline service stations..... | 159 | 133 | 10,685 | 10,315 | 1,045 | 20,574 | 17,844 | 403 | 305 | 185 |
| Lumber, bldg. mads., hardware, farm equip. dealers, total..... | 73 | 59 | 10,376 | 10,114 | 2,271 | 39,816 | 39,090 | 488 | 457 | 64 |
| Farm equipment dealers..... | 1 | 1 | (D) | (D) | (D) | (D) | (D) | (D) | (D) | (D) |
| Lumber, building materials, supplies, equipment dealers..... | 42 | 44 | 9,195 | 9,127 | 2,126 | 37,116 | 36,580 | 440 | 421 | 31 |
| Hardware stores..... | 24 | 14 | (D) | (D) | (D) | (D) | (D) | (D) | (D) | (D) |
| Drug stores, proprietary stores, total..... | 47 | 47 | 6,251 | 6,251 | 947 | 17,527 | 14,276 | 387 | 291 | 35 |
| Drug stores..... | 43 | 43 | 6,079 | 6,079 | 933 | 17,295 | 14,089 | 379 | 245 | 31 |
| Proprietary stores..... | 4 | 4 | 172 | 172 | 14 | 232 | 187 | 8 | 6 | 4 |
| Other retail stores, total..... | 205 | 149 | 11,730 | 10,564 | 1,621 | 30,256 | 28,389 | 561 | 476 | 204 |
| Liquor stores..... | 38 | 16 | (D) | (D) | (D) | (D) | (D) | (D) | (D) | (D) |
| Fuel, ice dealers..... | 30 | 30 | 2,437 | 2,437 | 357 | 7,231 | 6,944 | 125 | 114 | 23 |
| Feed, farm, garden supply stores..... | 5 | 3 | 283 | (D) | 19 | 229 | 229 | 9 | 8 | 9 |
| Jewelry stores..... | 24 | 20 | 1,462 | 1,440 | 260 | 5,465 | 5,246 | 81 | 75 | 22 |
| Book, stationery stores..... | 5 | 5 | (D) | (D) | (D) | (D) | (D) | (D) | (D) | (D) |
| Other retail stores (except second-hand)..... | 86 | 66 | 4,404 | 4,186 | 660 | 11,973 | 10,953 | 241 | 193 | 77 |
| Second-hand stores..... | 13 | 9 | 692 | 674 | 95 | 1,818 | 1,766 | 51 | 29 | 15 |
| Nonstore retailers..... | 57 | 23 | 3,540 | 3,036 | 698 | 12,113 | 11,983 | 170 | 163 | 55 |
| TERRE HAUTE | | | | | | | | | | |
| Retail trade, total..... | 952 | 704 | 110,259 | 105,927 | 14,011 | 259,862 | 232,964 | 5,397 | 4,275 | 966 |
| Food stores, total..... | 215 | 113 | 21,763 | 19,547 | 1,380 | 26,933 | 19,889 | 618 | 347 | 229 |
| Grocery stores..... | 188 | 96 | 19,928 | 17,910 | 1,215 | 23,358 | 17,260 | 522 | 296 | 204 |
| Meat markets, fish (seafood) markets..... | 4 | 2 | (D) | (D) | (D) | (D) | (D) | (D) | (D) | (D) |
| Fruit stores, vegetable markets..... | 6 | 4 | (D) | (D) | (D) | (D) | (D) | (D) | (D) | (D) |
| Candy, nut, confectionery stores..... | 5 | 5 | 151 | 151 | 23 | 361 | 266 | 11 | 7 | 3 |
| Other food stores..... | 10 | 6 | 717 | 567 | 47 | 921 | 847 | 23 | 18 | 11 |
| Eating, drinking places, total..... | 212 | 184 | 6,900 | 6,570 | 1,141 | 21,881 | 20,447 | 732 | 625 | 290 |
| Eating places..... | 97 | 83 | 3,018 | 2,894 | 700 | 13,891 | 12,262 | 478 | 421 | 115 |
| Drinking places..... | 115 | 101 | 3,882 | 3,676 | 441 | 7,990 | 7,185 | 254 | 204 | 175 |
| General merchandise group, total..... | 22 | 16 | 23,379 | 23,287 | 3,728 | 66,093 | 55,371 | 1,512 | 1,111 | 15 |
| General merchandise group (except variety)..... | 16 | 10 | (D) | (D) | (D) | (D) | (D) | (D) | (D) | (D) |
| Variety stores..... | 6 | 6 | (D) | (D) | (D) | (D) | (D) | (D) | (D) | (D) |

Standard Notes: (D) Withheld to avoid disclosure. (NA) Not available. n.e.c. Not elsewhere classified. XXX Not applicable. (Z) Less than \$500. ... Represents zero.
¹Group totals may include data for establishments without payroll which could not be classified by detailed kind of business.

RETAIL TRADE—AREA STATISTICS

Table 105. RETAIL TRADE: 1954 — CITIES WITH 500 ESTABLISHMENTS OR MORE—Continued

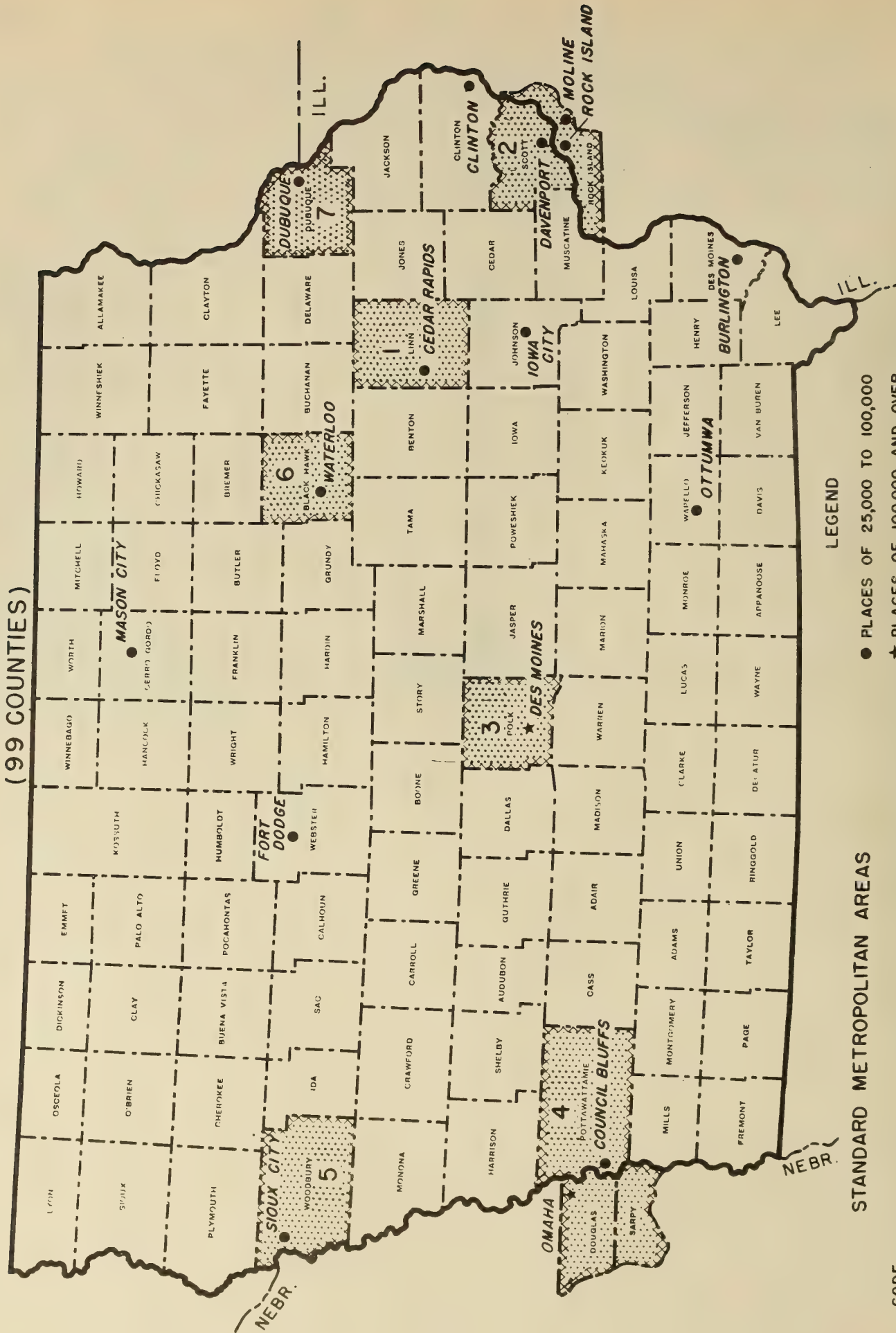
Establishments, Sales, Payroll, and Personnel, by Kind of Business

| City and kind of business | Establishments | | Sales | | Payroll, entire year (\$1,000) | Payroll, workweek ended nearest Nov. 15 | | Paid employees, workweek ended nearest Nov. 15 | | Proprietors (unincorporated businesses only) ¹ (Number) |
|--|--------------------------------|--------------------------|---|--|-----------------------------------|---|----------------------------|--|---------------------------|---|
| | Total ¹ (Number) | With payroll (Number) | Total, all establishments ¹ (\$1,000) | Establishments with payroll (\$1,000) | | Total (Dollars) | Full workweek (Dollars) | Total (Number) | Full workweek (Number) | |
| TERRE HAUTE--Con. | | | | | | | | | | |
| Apparel, accessories stores, total..... | 61 | 59 | (D) | (D) | (D) | (D) | (D) | (D) | (D) | (D) |
| Shoe stores..... | 19 | 17 | 1,864 | (D) | 346 | 4,877 | 4,497 | 90 | 71 | 6 |
| Men's, boys' clothing and furnishings stores..... | 15 | 15 | (D) | (D) | (D) | (D) | (D) | (D) | (D) | (D) |
| Family clothing stores..... | 3 | 3 | 290 | 290 | 54 | 1,075 | 1,066 | 23 | 23 | 3 |
| Women's clothing, specialty stores..... | 22 | 22 | (D) | (D) | (D) | (D) | (D) | (D) | (D) | (D) |
| Ready-to-wear stores..... | 11 | 11 | (D) | (D) | (D) | (D) | (D) | (D) | (D) | (D) |
| Other clothing, specialty stores..... | 11 | 11 | (D) | (D) | (D) | (D) | (D) | (D) | (D) | (D) |
| Other apparel stores..... | 2 | 2 | (D) | (D) | (D) | (D) | (D) | (D) | (D) | (D) |
| Furniture, home furnishings, appliance dealers, total..... | 45 | 39 | 5,163 | (D) | (D) | (D) | (D) | (D) | (D) | (D) |
| Furniture, home furnishings stores, antique stores..... | 26 | 22 | 2,946 | 2,898 | 598 | 12,557 | 11,160 | 198 | 166 | 23 |
| Household appliance, radio, TV stores..... | 19 | 17 | 2,217 | (D) | (D) | (D) | (D) | (D) | (D) | (D) |
| Automotive group..... | 54 | 44 | 22,227 | 21,853 | 2,546 | 47,909 | 47,329 | 676 | 658 | 30 |
| Gasoline service stations..... | 105 | 75 | 5,409 | 4,937 | 495 | 9,110 | 7,776 | 206 | 149 | 109 |
| Lumber, bldg. mats., hardware, farm equip. dealers, total..... | 42 | 36 | 5,974 | 5,864 | 935 | 16,858 | 16,480 | 259 | 244 | 35 |
| Farm equipment dealers..... | 4 | 4 | (D) | (D) | (D) | (D) | (D) | (D) | (D) | (D) |
| Lumber, building materials, supplies, equipment dealers..... | 29 | 25 | 4,436 | 4,366 | 705 | 12,810 | 12,590 | 191 | 180 | 23 |
| Hardware stores..... | 9 | 7 | (D) | (D) | (D) | (D) | (D) | (D) | (D) | (D) |
| Drug stores, proprietary stores, total..... | 37 | 37 | 3,933 | 3,933 | 460 | 8,870 | 7,068 | 253 | 158 | 33 |
| Drug stores..... | 31 | 31 | 3,810 | 3,810 | 448 | 8,625 | 6,830 | 242 | 148 | 26 |
| Proprietary stores..... | 6 | 6 | 123 | 123 | 12 | 245 | 238 | 11 | 10 | 7 |
| Other retail stores, total..... | 125 | 91 | 6,434 | 6,108 | 864 | 15,776 | 14,923 | 343 | 285 | 123 |
| Liquor stores..... | 19 | 15 | (D) | (D) | (D) | (D) | (D) | (D) | (D) | (D) |
| Fuel, ice dealers..... | 16 | 12 | 1,288 | 1,258 | 147 | 2,470 | 2,314 | 55 | 43 | 13 |
| Feed, farm, garden supply stores..... | 8 | 4 | 143 | 113 | 11 | 183 | 151 | 7 | 4 | 10 |
| Jewelry stores..... | 9 | 9 | 1,444 | 1,444 | 231 | 4,715 | 4,670 | 66 | 65 | 6 |
| Book, stationery stores..... | 5 | 5 | 161 | 161 | 28 | 382 | 382 | 9 | 9 | 4 |
| Other retail stores (except second-hand)..... | 49 | 43 | 2,263 | 2,217 | 356 | 6,360 | 5,982 | 141 | 122 | 44 |
| Second-hand stores..... | 7 | 3 | (D) | (D) | (D) | (D) | (D) | (D) | (D) | (D) |
| Nonstore retailers..... | 34 | 10 | (D) | 3,642 | 619 | 11,832 | 11,760 | 184 | 181 | (D) |

Standard Notes: (D) Withheld to avoid disclosure. (NA) Not available. n.e.c. Not elsewhere classified. XXX Not applicable. (Z) Less than \$500. ... Represents zero.
¹ Group totals may include data for establishments without payroll which could not be classified by detailed kind of business.

IOWA

IOWA (99 COUNTIES)



LEGEND

- PLACES OF 25,000 TO 100,000
- ★ PLACES OF 100,000 AND OVER
- ▨ STANDARD METROPOLITAN AREAS

STANDARD METROPOLITAN AREAS

CODE

- 1 CEDAR RAPIDS
- 2 DAVENPORT, IOWA - ROCK ISLAND - MOLINE, ILL.
- 3 DES MOINES
- 4 OMAHA, NEBR.
- 5 SIOUX CITY
- 6 WATERLOO
- 7 DUBUQUE

CONTENTS

| <u>Table</u> | <u>Page</u> |
|---|-------------|
| 101. Retail Trade: 1954 - The State..... | 15-4 |
| 101A. Retail Trade: 1954 and 1948 - The State..... | 15-5 |
| 102. Retail Trade: 1954 - Counties; Cities of 2,500 Inhabitants or More... | 15-6 |
| 102A. Retail Trade: 1948 - Counties; Cities of 2,500 Inhabitants or More... | 15-14 |
| 103. Retail Trade: 1954 - Standard Metropolitan Areas..... | 15-16 |
| 103A. Retail Trade: 1948 - Standard Metropolitan Areas..... | 15-25 |
| 104. Retail Trade: 1954 - Counties With 500 Establishments or More..... | 15-26 |
| 105. Retail Trade: 1954 - Cities With 500 Establishments or More..... | 15-31 |

List of corrections for this State
appears at end of chapter.

Table 101. RETAIL TRADE 1954 — THE STATE
Establishments, Sales, Payroll, and Personnel, by Kind of Business

| Kind of business | Establishments | | Sales | | Payroll, entire year (\$1,000) | Payroll, workweek ended nearest Nov. 15 | | Paid employees, workweek ended nearest Nov. 15 | | Proprietors (unincorporated businesses only) ¹ (Number) |
|---|--------------------------------|--------------------------|---|--|-----------------------------------|---|----------------------------|--|---------------------------|---|
| | Total ¹ (Number) | With payroll (Number) | Total, all establishments ¹ (\$1,000) | Establishments with payroll (\$1,000) | | Total (Dollars) | Full workweek (Dollars) | Total (Number) | Full workweek (Number) | |
| Retail trade, total | 35,124 | 23,952 | 3,077,580 | 2,854,100 | 279,285 | 5,345,585 | 4,906,790 | 118,429 | 93,266 | 37,000 |
| Food Stores | | | | | | | | | | |
| Total | 5,494 | 3,496 | 586,671 | 531,673 | 35,179 | 647,736 | 556,354 | 16,730 | 10,664 | 5,966 |
| Grocery stores..... | 4,459 | 2,893 | 539,800 | 494,060 | 30,675 | 555,804 | 475,028 | 14,202 | 9,057 | 4,848 |
| Meat markets..... | 195 | 125 | 13,745 | 11,635 | 1,039 | 19,160 | 17,717 | 399 | 318 | 216 |
| Fish (seafood) markets..... | 15 | 5 | 410 | 106 | 7 | 143 | 131 | 5 | 4 | 17 |
| Fruit stores, vegetable markets..... | 112 | 20 | 3,371 | 1,177 | 61 | 1,431 | 1,230 | 42 | 31 | 134 |
| Candy, nut, confectionery stores..... | 147 | 91 | 3,627 | 2,619 | 310 | 6,930 | 5,739 | 232 | 151 | 162 |
| Bakery products stores..... | 258 | 208 | 8,800 | 8,154 | 1,955 | 40,141 | 36,335 | 1,133 | 861 | 288 |
| Bakeries, with baking on premises..... | (NA) | 128 | (NA) | 7,206 | 1,716 | 35,501 | 32,127 | 1,028 | 788 | (NA) |
| Bakeries, without baking on premises..... | (NA) | 20 | (NA) | 948 | 239 | 4,640 | 4,208 | 105 | 73 | (NA) |
| Delicatessen stores..... | 9 | 5 | 622 | 586 | 122 | 2,231 | 1,826 | 66 | 39 | 10 |
| Food stores, n.e.c..... | 279 | 169 | 15,252 | 13,336 | 1,010 | 21,896 | 18,348 | 651 | 403 | 265 |
| Eating, Drinking Places | | | | | | | | | | |
| Total | 6,459 | 4,807 | 188,055 | 161,497 | 27,121 | 563,990 | 498,899 | 19,638 | 14,792 | 7,868 |
| Eating places (except refreshment stands)..... | 3,397 | 2,689 | 112,374 | 101,570 | 20,463 | 428,772 | 380,293 | 15,244 | 11,680 | 4,330 |
| Restaurants, cafeterias..... | (NA) | 2,675 | (NA) | 100,828 | 20,242 | 425,642 | 377,250 | 15,162 | 11,605 | (NA) |
| Caterers..... | (NA) | 4 | (NA) | 133 | 21 | 420 | 378 | 14 | 9 | (NA) |
| In-plant food contractors..... | (NA) | 4 | (NA) | 609 | 200 | 2,710 | 2,665 | 68 | 66 | (NA) |
| Refreshment stands..... | 523 | 407 | 9,724 | 8,424 | 1,069 | 20,949 | 16,397 | 1,005 | 576 | 625 |
| Drinking places..... | 2,531 | 1,711 | 65,851 | 51,503 | 5,589 | 114,269 | 102,209 | 3,389 | 2,542 | 2,905 |
| General Merchandise Group | | | | | | | | | | |
| Total | 1,320 | 1,064 | 269,545 | 263,833 | 35,555 | 693,083 | 608,938 | 18,369 | 13,329 | 1,168 |
| Department stores..... | 70 | 70 | 142,021 | 142,021 | 21,172 | 412,595 | 371,021 | 9,298 | 7,274 | 457 |
| Dry goods, general merchandise stores..... | 505 | 409 | 60,669 | 58,619 | 6,307 | 119,265 | 103,411 | 3,472 | 2,271 | 457 |
| General stores..... | 265 | 189 | 19,199 | 16,865 | 991 | 18,433 | 16,409 | 562 | 420 | 331 |
| Variety stores..... | 468 | 396 | 47,406 | 46,328 | 7,085 | 142,790 | 118,097 | 5,037 | 3,364 | 366 |
| Apparel, Accessories Stores | | | | | | | | | | |
| Total | 1,840 | 1,538 | 144,111 | 137,699 | 17,765 | 336,532 | 301,742 | 8,142 | 6,023 | 1,700 |
| Shoe stores..... | 628 | 354 | 28,181 | 27,025 | 2,754 | 59,100 | 51,140 | 1,322 | 857 | 353 |
| Men's shoe stores..... | (NA) | 26 | (NA) | 1,117 | 118 | 2,309 | 2,152 | 40 | 34 | (NA) |
| Women's shoe stores..... | (NA) | 41 | (NA) | 4,830 | 657 | 11,923 | 10,666 | 234 | 154 | (NA) |
| Children's, juveniles' shoe stores..... | (NA) | 3 | (NA) | 122 | 12 | 241 | 144 | 7 | 3 | (NA) |
| Family shoe stores..... | (NA) | 284 | (NA) | 20,956 | 2,467 | 44,627 | 38,184 | 1,041 | 666 | (NA) |
| Men's, boys' clothing and furnishings stores..... | (NA) | 428 | (NA) | 42,093 | 5,220 | 96,565 | 87,206 | 1,936 | 1,482 | (NA) |
| Men's, boys' clothing stores..... | (NA) | 344 | (NA) | 35,827 | 4,628 | 85,577 | 77,553 | 1,687 | 1,305 | (NA) |
| Men's, boys' furnishings stores..... | (NA) | 84 | (NA) | 6,266 | 592 | 10,988 | 9,653 | 249 | 177 | (NA) |
| Family clothing stores..... | (NA) | 105 | (NA) | 13,474 | 1,853 | 35,320 | 31,458 | 918 | 654 | (NA) |
| Women's clothing, specialty stores..... | 596 | 546 | 50,834 | 50,134 | 6,715 | 130,927 | 118,768 | 3,611 | 2,772 | 490 |
| Ready-to-wear stores..... | (NA) | 436 | (NA) | 45,880 | 5,987 | 116,841 | 105,953 | 3,236 | 2,479 | (NA) |
| Millinery stores..... | (NA) | 81 | (NA) | 2,631 | 465 | 9,224 | 8,439 | 249 | 195 | (NA) |
| Clothing, specialty stores, n.e.c..... | (NA) | 29 | (NA) | 1,623 | 263 | 4,862 | 4,376 | 126 | 98 | (NA) |
| Children's, infants' wear stores..... | 79 | 71 | 2,922 | 2,776 | 243 | 4,758 | 4,037 | 165 | 108 | 92 |
| Apparel stores, n.e.c..... | 56 | 34 | 2,409 | 2,197 | 480 | 9,862 | 9,133 | 190 | 150 | 55 |
| Furniture, Home Furnishings, Appliance Dealers | | | | | | | | | | |
| Total | 1,976 | 1,338 | 136,889 | 125,611 | 16,639 | 307,747 | 291,396 | 5,526 | 4,673 | 2,064 |
| Furniture, home furnishings stores..... | 836 | 632 | 76,520 | 72,438 | 10,335 | 186,962 | 181,116 | 3,135 | 2,848 | 943 |
| Furniture stores..... | (NA) | 493 | (NA) | 64,634 | 9,024 | 160,829 | 155,891 | 2,698 | 2,454 | (NA) |
| Floor covering stores..... | (NA) | 59 | (NA) | 4,516 | 749 | 15,062 | 14,729 | 224 | 210 | (NA) |
| Home furnishings stores, n.e.c., antique stores..... | (NA) | 80 | (NA) | 3,228 | 562 | 11,071 | 10,496 | 213 | 184 | (NA) |
| Household appliance, radio, TV stores..... | 1,128 | 706 | 60,157 | 53,173 | 6,304 | 120,785 | 110,282 | 2,391 | 1,825 | 1,109 |
| Household appliance stores..... | (NA) | 332 | (NA) | 22,277 | 2,757 | 54,755 | 49,224 | 1,151 | 833 | (NA) |
| Appliance, radio, TV stores..... | (NA) | 210 | (NA) | 21,784 | 2,539 | 47,556 | 43,996 | 873 | 708 | (NA) |
| Radio, TV stores..... | (NA) | 164 | (NA) | 9,112 | 1,008 | 18,694 | 17,062 | 367 | 284 | (NA) |
| Automotive Group | | | | | | | | | | |
| Total | 1,988 | 1,728 | 546,601 | 536,029 | 49,043 | 917,265 | 900,973 | 13,800 | 13,178 | 1,996 |
| Passenger car dealers (franchised)..... | 1,290 | 1,212 | 479,690 | 473,828 | 43,094 | 806,163 | 793,146 | 11,903 | 11,550 | 1,314 |
| Passenger car dealers (nonfranchised)..... | 211 | 151 | 22,198 | 20,724 | 1,154 | 20,921 | 20,015 | 364 | 323 | 259 |
| Tire, battery, accessory dealers..... | 400 | 314 | 34,952 | 33,344 | 4,279 | 80,717 | 76,650 | 1,388 | 1,178 | 335 |
| Motorcycle, aircraft, boat dealers..... | 42 | 26 | (D) | (D) | (D) | (D) | (D) | (D) | (D) | (D) |
| Household trailer dealers..... | 40 | 24 | 7,010 | 5,704 | 261 | 4,783 | 4,617 | 67 | 59 | 39 |
| Automotive dealers, n.e.c..... | 1 | 1 | (D) | (D) | (D) | (D) | (D) | (D) | (D) | (D) |
| Gasoline Service Stations | | | | | | | | | | |
| Total | 4,493 | 2,737 | 222,053 | 183,401 | 13,918 | 280,415 | 248,503 | 6,491 | 4,757 | 4,860 |
| Lumber, Bldg. Matis., Hardware, Farm Equipment Dealers | | | | | | | | | | |
| Total | 4,315 | 3,579 | 477,433 | 459,607 | 43,935 | 836,928 | 789,056 | 14,322 | 12,745 | 4,255 |
| Farm equipment dealers..... | 1,396 | 1,218 | 204,368 | 193,174 | 15,063 | 279,786 | 271,881 | 4,687 | 4,438 | 1,681 |
| Lumber, building materials dealers..... | 1,134 | 1,046 | 171,595 | 169,427 | 17,984 | 344,672 | 319,526 | 5,573 | 4,871 | 569 |
| Paint, glass, wallpaper stores..... | 214 | 162 | 11,051 | 10,207 | 1,502 | 28,191 | 26,647 | 487 | 417 | 204 |
| Plumbing, electrical supply stores..... | 261 | 221 | 12,138 | 11,690 | 2,180 | 47,550 | 44,514 | 741 | 643 | 282 |
| Hardware stores..... | 1,300 | 932 | 78,129 | 69,109 | 7,206 | 136,729 | 126,486 | 2,834 | 2,376 | 1,507 |
| Drug Stores, Proprietary Stores | | | | | | | | | | |
| Total | 1,094 | 900 | 82,696 | 78,190 | 9,136 | 176,320 | 158,434 | 4,490 | 3,412 | 1,164 |
| Drug stores..... | (NA) | 777 | (NA) | 74,415 | 8,875 | 171,338 | 154,329 | 4,298 | 3,283 | (NA) |
| Proprietary stores..... | (NA) | 123 | (NA) | 3,775 | 261 | 4,982 | 4,105 | 192 | 129 | (NA) |
| Other Retail Stores | | | | | | | | | | |
| Total | 4,213 | 2,573 | 379,396 | 349,570 | 26,043 | 498,241 | 468,546 | 9,352 | 8,061 | 4,009 |
| Liquor stores..... | 193 | 191 | 38,015 | (D) | 1,829 | 34,370 | 33,126 | 681 | 617 | 19 |
| Fuel, ice dealers..... | 531 | 317 | 37,407 | 34,195 | 4,332 | 85,357 | 81,428 | 1,426 | 1,258 | 499 |
| Fuel dealers (coal, wood)..... | (NA) | 151 | (NA) | 13,945 | 1,644 | 34,744 | 31,565 | 649 | 512 | (NA) |
| Liquefied petroleum gas dealers..... | (NA) | 119 | (NA) | 10,518 | 1,577 | 29,974 | 29,395 | 467 | 448 | (NA) |
| Fuel oil dealers..... | (NA) | 41 | (NA) | 9,401 | 1,017 | 18,797 | 18,524 | 278 | 267 | (NA) |
| Ice dealers..... | (NA) | 6 | (NA) | 331 | 94 | 1,842 | 1,824 | 32 | 31 | (NA) |
| Hay, grain, feed stores..... | 1,022 | 698 | 201,215 | 190,343 | 8,364 | 161,374 | 153,364 | 2,912 | 2,634 | 856 |
| Farm, garden supply stores..... | 363 | 197 | 25,664 | 21,990 | 1,779 | 27,346 | 25,222 | 513 | 448 | 378 |

Standard Notes: (D) Withheld to avoid disclosure. (NA) Not available. n.e.c. Not elsewhere classified. XXX Not applicable. (Z) Less than \$500. ... Represents zero.
¹ Group totals may include data for establishments without payroll which could not be classified by detailed kind of business.

Table 101. RETAIL TRADE: 1954 — THE STATE — Continued

Establishments, Sales, Payroll, and Personnel, by Kind of Business

| Kind of business | Establishments | | Sales | | Payroll, entire year (\$1,000) | Payroll, workweek ended nearest Nov. 15 | | Paid employees, workweek ended nearest Nov. 15 | | Proprietors (unincorporated businesses only) ¹ (Number) |
|--|--------------------------------|--------------------------|---|--|-----------------------------------|---|----------------------------|--|---------------------------|---|
| | Total ¹ (Number) | With payroll (Number) | Total, all establishments ¹ (\$1,000) | Establishments with payroll (\$1,000) | | Total (Dollars) | Full workweek (Dollars) | Total (Number) | Full workweek (Number) | |
| Other Retail Stores—Con. | | | | | | | | | | |
| Jewelry stores..... | 482 | 304 | 21,463 | 19,083 | 2,744 | 52,387 | 48,694 | 945 | 799 | 507 |
| Book stores..... | 51 | 31 | 2,385 | 2,107 | 255 | 4,997 | 4,357 | 128 | 97 | 46 |
| Stationery stores..... | 31 | 27 | 3,214 | 3,156 | 589 | 11,135 | 10,825 | 187 | 173 | 33 |
| Sporting goods stores..... | 105 | 57 | 4,979 | 4,361 | 593 | 10,912 | 9,903 | 205 | 160 | 107 |
| Bicycle stores..... | 25 | 11 | 713 | (D) | (D) | (D) | (D) | (D) | (D) | (D) |
| Florists..... | 197 | 123 | 6,081 | 5,051 | 1,026 | 19,554 | 18,330 | 424 | 341 | 229 |
| Cigar stores, stands..... | 97 | 75 | 3,254 | 2,988 | 384 | 7,638 | 6,386 | 240 | 161 | 89 |
| News dealers, newsstands..... | 58 | 26 | 1,561 | 921 | 104 | 1,952 | 1,771 | 80 | 65 | 60 |
| Gift, novelty, souvenir stores..... | 117 | 67 | 2,535 | 1,863 | 205 | 4,303 | 3,554 | 145 | 94 | 139 |
| Music stores..... | 121 | 77 | 6,784 | 6,148 | 828 | 17,226 | 15,285 | 335 | 255 | 138 |
| Camera, photographic supply stores..... | 40 | 36 | 4,184 | 4,154 | 657 | 13,762 | 13,110 | 258 | 230 | 31 |
| Luggage, leather goods stores..... | 23 | 21 | 1,110 | (D) | (D) | (D) | (D) | (D) | (D) | (D) |
| Optical goods stores..... | 33 | 29 | 1,916 | 1,852 | 518 | 9,241 | 9,090 | 122 | 113 | 23 |
| Office, store machine and equipment dealers..... | 49 | 37 | 2,742 | 2,562 | 382 | 7,310 | 7,099 | 123 | 113 | 59 |
| Retail stores (except second-hand) n.e.c..... | 153 | 153 | 6,259 | 6,259 | 889 | 17,306 | 15,711 | 360 | 281 | 147 |
| Second-hand stores..... | 204 | 96 | 4,355 | 3,235 | 423 | 9,114 | 8,637 | 198 | 169 | 236 |
| Nonstore Retailers | | | | | | | | | | |
| Total..... | 1,932 | 192 | 44,130 | 26,990 | 4,951 | 87,328 | 83,947 | 1,569 | 1,432 | 1,950 |
| Mail order houses..... | 30 | 14 | 7,983 | 7,737 | 1,436 | 21,108 | 19,611 | 480 | 422 | 24 |
| Direct selling (house-to-house) organizations..... | 1,813 | 151 | 34,032 | 17,880 | 3,365 | 63,214 | 61,449 | 1,032 | 960 | 1,828 |
| Merchandise vending machine operators..... | 89 | 27 | 2,115 | 1,373 | 150 | 3,006 | 2,887 | 57 | 50 | 98 |

Standard Notes: (D) Withheld to avoid disclosure. (NA) Not available. n.e.c. Not elsewhere classified. XXX Not applicable. (Z) Less than \$500. ... Represents zero.
¹Group totals may include data for establishments without payroll which could not be classified by detailed kind of business.

Table 101A. RETAIL TRADE: 1954 AND 1948¹ — THE STATE

Establishments and Sales by Kind of Business

| Kind of business | 1954 | | | | 1948 ¹ | | | |
|---|--------------------------------|--------------------------|---|--|-------------------|--------------------------|--|--|
| | Establishments | | Sales | | Establishments | | Sales | |
| | Total ² (Number) | With payroll (Number) | Total, all establishments ² (\$1,000) | Establishments with payroll (\$1,000) | Total (Number) | With payroll (Number) | Total, all establishments (\$1,000) | Establishments with payroll (\$1,000) |
| Retail trade, total..... | 35,124 | 23,952 | 3,077,580 | 2,854,100 | 32,796 | 24,937 | 2,539,617 | 2,382,750 |
| Food stores, total..... | 5,494 | 3,496 | 586,671 | 531,673 | 6,298 | 4,187 | 455,426 | 403,823 |
| Grocery stores..... | 4,459 | 2,883 | 539,800 | 494,060 | 5,272 | 3,446 | 416,481 | 370,495 |
| Other food stores..... | 1,015 | 613 | 46,427 | 37,613 | 1,026 | 741 | 38,945 | 33,328 |
| Eating, drinking places, total..... | 6,459 | 4,807 | 188,055 | 161,497 | 6,227 | 4,952 | 165,323 | 148,483 |
| Eating places..... | 3,920 | 3,096 | 122,098 | 109,994 | 3,374 | 2,875 | 93,993 | 88,876 |
| Drinking places..... | 2,531 | 1,711 | 65,851 | 51,503 | 2,853 | 2,077 | 71,330 | 59,607 |
| General merchandise group..... | 1,320 | 1,064 | 269,545 | 263,833 | 1,251 | 1,019 | 261,598 | 257,387 |
| Apparel, accessories stores, total..... | 1,840 | 1,538 | 144,111 | 137,699 | 1,644 | 1,349 | 137,144 | 132,183 |
| Shoe stores..... | 428 | 354 | 28,181 | 27,025 | 376 | 295 | 22,179 | 21,067 |
| Other apparel stores..... | 1,364 | 1,184 | 142,775 | 110,674 | 1,268 | 1,054 | 114,965 | 111,116 |
| Furniture, home furnishings, appliance dealers..... | 1,976 | 1,338 | 136,889 | 125,611 | 1,721 | 1,314 | 111,968 | 104,164 |
| Automotive group..... | 1,988 | 1,728 | 546,601 | 536,029 | 2,256 | 1,979 | 424,974 | 414,216 |
| Gasoline service stations..... | 4,493 | 2,737 | 222,053 | 183,401 | 4,412 | 2,701 | 152,797 | 122,511 |
| Lumber, bldg. mats., hardware, farm equip. dealers, total..... | 4,315 | 3,579 | 477,433 | 459,607 | 4,549 | 3,947 | 464,816 | 451,791 |
| Farm equipment dealers..... | 1,396 | 1,218 | 204,368 | 199,174 | 1,373 | 1,269 | 173,891 | 170,983 |
| Lumber, bldg. mats., supplies, equipment, hardware dealers..... | 2,909 | 2,361 | 272,913 | 260,433 | 3,176 | 2,678 | 290,925 | 280,808 |
| Drug stores, proprietary stores, total..... | 1,094 | 900 | 82,696 | 78,190 | 1,076 | 916 | 66,012 | 62,692 |
| Drug stores..... | (NA) | 777 | (NA) | 74,415 | 846 | 740 | 55,470 | 53,116 |
| Proprietary stores..... | (NA) | 123 | (NA) | 3,775 | 230 | 176 | 10,542 | 9,576 |
| Other retail stores, total..... | 4,213 | 2,573 | 379,396 | 349,570 | 3,291 | 2,514 | 282,173 | 268,589 |
| Liquor stores..... | 193 | 191 | 38,015 | (D) | 188 | 186 | 40,421 | (D) |
| Fuel, ice dealers..... | 531 | 317 | 37,407 | 34,195 | 417 | 355 | 32,901 | 32,083 |
| Feed, farm, garden supply stores..... | 1,385 | 895 | 226,879 | 212,333 | 948 | 733 | 138,687 | 131,984 |
| Jewelry stores..... | 482 | 304 | 21,463 | 19,083 | 433 | 309 | 18,439 | 16,768 |
| Other retail stores..... | 1,304 | 866 | 51,672 | (D) | 1,305 | 931 | 51,725 | (D) |
| Nonstore retailers..... | 1,932 | 192 | 44,130 | 26,990 | 71 | 59 | 17,386 | 16,911 |

Standard Notes: (D) Withheld to avoid disclosure. (NA) Not available. ... Represents zero.

¹Data in this table differ from those which appeared in the publications of the 1948 Census of Retail Trade. For a description of the adjustments see Comparison of 1948 and 1954 Censuses in the Introduction.

²Group totals may include data for establishments without payroll which could not be classified by detailed kind of business.

Table 102. RETAIL TRADE: 1954 — COUNTIES;
Total Retail — Establishments, Sales, Payroll, and Personnel;

| Line No. | County and city | Total | | | | | | | | Kind-of-business group | | | |
|----------|--------------------------|----------------|-----------------------|-------------------------------------|---------------------------------------|--------------------------------|--|------------------------|---|-------------------------|-----------------|-------------------------|-----------------|
| | | Establishments | | Sales | | Payroll, entire year (\$1,000) | Paid employees, workweek ended nearest Nov. 15 | | Proprietors (unincorporated businesses only) (Number) | Food stores | | Eating, drinking places | |
| | | Total (Number) | With payroll (Number) | Total, all establishments (\$1,000) | Establishments with payroll (\$1,000) | | Total (Number) | Full workweek (Number) | | Establishments (Number) | Sales (\$1,000) | Establishments (Number) | Sales (\$1,000) |
| 1 | Iowa, total..... | 35,124 | 23,952 | 3,077,580 | 2,854,100 | 279,285 | 118,429 | 93,266 | 37,000 | 5,494 | 586,671 | 6,459 | 188,055 |
| 2 | Adair County..... | 156 | 96 | 10,387 | 9,231 | 647 | 279 | 236 | 176 | 21 | 1,802 | 22 | 548 |
| 3 | Adams County..... | 111 | 67 | 7,467 | 6,369 | 570 | 262 | 203 | 118 | 22 | 1,418 | 10 | 349 |
| 4 | Allamakee County..... | 267 | 161 | 16,663 | 14,277 | 938 | 503 | 354 | 312 | 32 | 2,064 | 47 | 1,068 |
| 5 | Waukon..... | 114 | 76 | 8,433 | 7,841 | 555 | 290 | 199 | 120 | 11 | 1,055 | 17 | 493 |
| 6 | Remainder of County..... | 153 | 85 | 8,230 | 6,436 | 383 | 213 | 155 | 192 | 21 | 1,009 | 30 | 575 |
| 7 | Appanoose County..... | 277 | 155 | 14,480 | 12,194 | 1,100 | 552 | 410 | 306 | 59 | 3,609 | 37 | 642 |
| 8 | Centerville..... | 166 | 104 | 11,330 | 10,166 | 968 | 473 | 353 | 176 | 33 | 2,772 | 22 | 421 |
| 9 | Remainder of County..... | 111 | 51 | 3,150 | 2,028 | 132 | 79 | 57 | 130 | 26 | 837 | 15 | 221 |
| 10 | Audubon County..... | 160 | 118 | 13,071 | 12,441 | 966 | 431 | 360 | 186 | 16 | 1,393 | 26 | 546 |
| 11 | Audubon..... | 95 | 71 | 8,642 | 8,300 | 683 | 294 | 244 | 116 | 9 | 1,160 | 13 | 295 |
| 12 | Remainder of County..... | 65 | 47 | 4,429 | 4,141 | 283 | 137 | 116 | 70 | 7 | 233 | 13 | 251 |
| 13 | Benton County..... | 315 | 213 | 24,614 | 22,988 | 1,763 | 780 | 602 | 342 | 54 | 4,718 | 63 | 1,558 |
| 14 | Belle Plaine..... | 60 | 50 | 4,363 | 4,099 | 333 | 182 | 133 | 62 | 9 | 1,106 | 12 | 381 |
| 15 | Vinton..... | 96 | 74 | 10,131 | 9,761 | 841 | 355 | 275 | 108 | 17 | 2,031 | 17 | 498 |
| 16 | Remainder of County..... | 159 | 89 | 10,120 | 9,128 | 589 | 243 | 194 | 172 | 28 | 1,581 | 34 | 679 |
| 17 | Black Hawk County..... | 1,136 | 842 | 128,349 | 121,859 | 13,395 | 5,292 | 3,968 | 1,138 | 195 | 25,221 | 237 | 7,854 |
| 18 | Cedar Falls..... | 195 | 143 | 19,206 | 18,192 | 1,880 | 800 | 560 | 193 | 41 | 4,523 | 32 | 1,001 |
| 19 | Evansdale..... | 26 | 20 | 1,474 | 1,382 | 116 | 44 | 34 | 28 | ... | ... | 10 | 192 |
| 20 | Waterloo..... | 780 | 590 | 97,611 | 93,999 | 10,843 | 4,187 | 3,171 | 762 | 136 | 19,679 | 164 | 5,837 |
| 21 | Remainder of County..... | 135 | 89 | 10,058 | 8,286 | 556 | 261 | 203 | 155 | 18 | 1,019 | 31 | 824 |
| 22 | Boone County..... | 367 | 245 | 27,902 | 25,460 | 2,380 | 1,105 | 854 | 377 | 72 | 6,302 | 66 | 1,639 |
| 23 | Boone..... | 236 | 158 | 19,119 | 17,535 | 1,870 | 846 | 659 | 239 | 53 | 4,593 | 40 | 1,272 |
| 24 | Remainder of County..... | 131 | 87 | 8,783 | 7,925 | 510 | 259 | 195 | 138 | 19 | 1,709 | 26 | 367 |
| 25 | Bremer County..... | 258 | 188 | 22,216 | 20,806 | 1,738 | 804 | 607 | 285 | 35 | 4,141 | 39 | 1,412 |
| 26 | Waverly..... | 117 | 81 | 10,936 | 10,276 | 1,030 | 420 | 324 | 129 | 16 | 2,088 | 16 | 656 |
| 27 | Remainder of County..... | 141 | 107 | 11,280 | 10,530 | 708 | 384 | 283 | 156 | 19 | 2,053 | 23 | 756 |
| 28 | Buchanan County..... | 284 | 172 | 17,567 | 15,163 | 1,457 | 671 | 513 | 294 | 46 | 3,856 | 48 | 1,120 |
| 29 | Independence..... | 123 | 93 | 9,114 | 8,682 | 833 | 374 | 268 | 123 | 10 | 1,964 | 20 | 563 |
| 30 | Remainder of County..... | 161 | 79 | 8,453 | 6,481 | 624 | 297 | 245 | 171 | 36 | 1,892 | 28 | 557 |
| 31 | Buena Vista County..... | 349 | 241 | 29,774 | 27,512 | 2,373 | 973 | 793 | 387 | 29 | 4,902 | 46 | 1,846 |
| 32 | Storm Lake..... | 156 | 126 | 19,317 | 18,675 | 1,790 | 692 | 570 | 169 | 13 | 3,129 | 19 | 1,043 |
| 33 | Remainder of County..... | 193 | 115 | 10,457 | 8,837 | 583 | 281 | 223 | 218 | 16 | 1,773 | 27 | 803 |
| 34 | Butler County..... | 289 | 183 | 20,583 | 18,633 | 1,147 | 519 | 421 | 331 | 40 | 2,562 | 35 | 804 |
| 35 | Calhoun County..... | 277 | 191 | 16,877 | 15,243 | 1,041 | 532 | 417 | 300 | 44 | 3,915 | 40 | 905 |
| 36 | Carroll County..... | 408 | 294 | 31,433 | 29,061 | 2,578 | 1,066 | 862 | 450 | 40 | 5,146 | 79 | 2,271 |
| 37 | Carroll..... | 178 | 138 | 18,205 | 17,301 | 1,740 | 682 | 555 | 201 | 12 | 3,368 | 31 | 1,174 |
| 38 | Remainder of County..... | 230 | 156 | 13,228 | 11,760 | 838 | 384 | 307 | 249 | 28 | 1,778 | 48 | 1,097 |
| 39 | Cass County..... | 346 | 238 | 27,342 | 24,470 | 2,264 | 934 | 763 | 351 | 43 | 4,617 | 50 | 1,087 |
| 40 | Atlantic..... | 172 | 130 | 17,649 | 16,603 | 1,700 | 668 | 543 | 174 | 16 | 3,013 | 23 | 567 |
| 41 | Remainder of County..... | 174 | 108 | 9,693 | 7,867 | 564 | 266 | 220 | 177 | 27 | 1,604 | 27 | 520 |
| 42 | Cedar County..... | 295 | 189 | 22,114 | 19,880 | 1,401 | 612 | 505 | 325 | 35 | 2,742 | 44 | 1,203 |
| 43 | Tipton..... | 89 | 65 | 7,251 | 6,655 | 491 | 236 | 171 | 105 | 8 | 822 | 12 | 375 |
| 44 | Remainder of County..... | 206 | 124 | 14,863 | 13,225 | 910 | 376 | 334 | 220 | 27 | 1,920 | 32 | 828 |
| 45 | Cerro Gordo County..... | 625 | 469 | 67,206 | 64,102 | 7,045 | 2,908 | 2,313 | 578 | 115 | 11,756 | 136 | 4,214 |
| 46 | Clear Lake..... | 121 | 77 | 7,455 | 6,577 | 617 | 358 | 231 | 135 | 21 | 1,684 | 26 | 785 |
| 47 | Mason City..... | 403 | 323 | 51,325 | 49,891 | 5,987 | 2,350 | 1,921 | 346 | 73 | 8,930 | 82 | 2,873 |
| 48 | Remainder of County..... | 101 | 69 | 8,426 | 7,634 | 441 | 200 | 161 | 97 | 21 | 1,142 | 28 | 556 |
| 49 | Cherokee County..... | 245 | 173 | 21,308 | 20,064 | 1,646 | 721 | 599 | 254 | 32 | 3,757 | 39 | 1,210 |
| 50 | Cherokee..... | 145 | 103 | 14,817 | 14,099 | 1,293 | 573 | 471 | 151 | 13 | 2,826 | 21 | 750 |
| 51 | Remainder of County..... | 100 | 70 | 6,491 | 5,965 | 353 | 148 | 128 | 103 | 19 | 931 | 18 | 460 |
| 52 | Chickasaw County..... | 237 | 141 | 17,897 | 15,903 | 1,005 | 490 | 376 | 267 | 40 | 2,676 | 33 | 910 |
| 53 | New Hampton..... | 101 | 67 | 10,848 | 10,016 | 632 | 297 | 227 | 118 | 16 | 1,366 | 15 | 552 |
| 54 | Remainder of County..... | 136 | 74 | 7,049 | 5,887 | 373 | 193 | 149 | 149 | 24 | 1,310 | 18 | 358 |
| 55 | Clarke County..... | 123 | 83 | 9,927 | 8,953 | 625 | 312 | 232 | 135 | 23 | 2,155 | 19 | 412 |
| 56 | Osceola..... | 83 | 61 | 8,149 | 7,599 | 552 | 269 | 200 | 89 | 13 | 1,652 | 12 | 304 |
| 57 | Remainder of County..... | 40 | 22 | 1,778 | 1,354 | 73 | 43 | 32 | 46 | 10 | 503 | 7 | 108 |
| 58 | Clay County..... | 283 | 181 | 26,340 | 24,400 | 2,455 | 996 | 864 | 282 | 32 | 4,956 | 40 | 1,102 |
| 59 | Spencer..... | 168 | 122 | 22,061 | 20,967 | 2,190 | 878 | 768 | 170 | 15 | 4,140 | 20 | 851 |
| 60 | Remainder of County..... | 115 | 59 | 4,279 | 3,433 | 265 | 118 | 96 | 112 | 17 | 816 | 20 | 251 |
| 61 | Clayton County..... | 359 | 221 | 22,421 | 19,225 | 1,199 | 589 | 476 | 381 | 43 | 3,251 | 74 | 1,466 |
| 62 | Clinton County..... | 679 | 473 | 68,857 | 64,557 | 6,711 | 2,754 | 2,116 | 679 | 123 | 12,769 | 135 | 3,860 |
| 63 | Clinton..... | 410 | 318 | 47,233 | 45,661 | 5,206 | 2,193 | 1,663 | 399 | 77 | 10,434 | 80 | 2,753 |
| 64 | De Witt..... | 81 | 61 | 8,066 | 7,568 | 615 | 247 | 195 | 79 | 11 | 1,160 | 10 | 289 |
| 65 | Remainder of County..... | 188 | 94 | 13,558 | 11,328 | 890 | 314 | 258 | 201 | 35 | 1,175 | 45 | 818 |
| 66 | Crawford County..... | 277 | 195 | 20,045 | 18,605 | 1,461 | 742 | 585 | 305 | 35 | 3,542 | 57 | 1,472 |
| 67 | Denison..... | 132 | 102 | 11,950 | 11,408 | 996 | 498 | 378 | 148 | 11 | 2,164 | 28 | 870 |
| 68 | Remainder of County..... | 145 | 93 | 8,095 | 7,197 | 465 | 244 | 207 | 157 | 24 | 1,378 | 29 | 602 |
| 69 | Dallas County..... | 392 | 268 | 28,058 | 25,886 | 2,085 | 974 | 772 | 427 | 49 | 5,664 | 63 | 1,499 |
| 70 | Perry..... | 140 | 102 | 13,380 | 12,612 | 1,119 | 513 | 407 | 151 | 17 | 3,100 | 15 | 541 |
| 71 | Remainder of County..... | 252 | 166 | 14,678 | 13,274 | 966 | 461 | 365 | 276 | 32 | 2,564 | 48 | 958 |

Standard Notes: (D) Withheld to avoid disclosure. (NA) Not available. XXX Not applicable. (Z) Less than \$500. ... Represents zero.

CITIES OF 2,500 INHABITANTS OR MORE

Kind-of-Business Group — Establishments and Sales

| Kind-of-business group—Continued | | | | | | | | | | | | | | | | | | Line No. |
|--------------------------------------|--------------------|--------------------------------------|--------------------|--|--------------------|-----------------------------------|--------------------|--------------------------------------|--------------------|---|--------------------|-----------------------------------|--------------------|--------------------------------------|--------------------|--------------------------------------|--------------------|----------|
| General merchandise group | | Apparel, accessories stores | | Furniture, home furnishings, appliance dealers | | Automotive group | | Gasoline service stations | | Lumber, bldg. mats., hardware, farm equipment dealers | | Drug stores, proprietary stores | | Other retail stores | | Nonstore retailers | | |
| Estab- lish- ments (Number) | Sales (\$1,000) | Estab- lish- ments (Number) | Sales (\$1,000) | Estab- lish- ments (Number) | Sales (\$1,000) | Estab- lish- ments (No.) | Sales (\$1,000) | Estab- lish- ments (Number) | Sales (\$1,000) | Estab- lish- ments (Number) | Sales (\$1,000) | Estab- lish- ments (No.) | Sales (\$1,000) | Estab- lish- ments (Number) | Sales (\$1,000) | Estab- lish- ments (Number) | Sales (\$1,000) | |
| 1,320 | 269,545 | 1,840 | 144,111 | 1,976 | 136,889 | 1,988 | 546,601 | 4,493 | 222,053 | 4,315 | 477,433 | 1,094 | 82,696 | 4,213 | 379,396 | 1,932 | 441,130 | 1 |
| 7 | 453 | 6 | 272 | 4 | 182 | 7 | 1,657 | 23 | 1,413 | 27 | 2,623 | 5 | 230 | 25 | 1,165 | 9 | 42 | 2 |
| 5 | 870 | 7 | (D) | 4 | 127 | 5 | 898 | 17 | 804 | 18 | 1,299 | 3 | 157 | 18 | 1,389 | 2 | (D) | 3 |
| 8 | 1,533 | 20 | 759 | 13 | 457 | 22 | 3,681 | 34 | 1,248 | 43 | 3,260 | 6 | 247 | 33 | 2,286 | 9 | 60 | 4 |
| 4 | 1,235 | 6 | 475 | 6 | 198 | 13 | 1,287 | 16 | 528 | 16 | 1,605 | 4 | (D) | 16 | (D) | 5 | 18 | 5 |
| 4 | 298 | 14 | 284 | 7 | 259 | 9 | 2,394 | 18 | 720 | 27 | 1,655 | 2 | (D) | 17 | (D) | 4 | 42 | 6 |
| 18 | 1,413 | 16 | 629 | 16 | 1,060 | 14 | 2,801 | 45 | 1,379 | 26 | 1,481 | 7 | 382 | 31 | 1,035 | 8 | 49 | 7 |
| 6 | 937 | 14 | (D) | 9 | 939 | 8 | 2,692 | 29 | 945 | 14 | 797 | 5 | (D) | 23 | 864 | 3 | 17 | 8 |
| 12 | 476 | 2 | (D) | 7 | 121 | 6 | 1,09 | 16 | 434 | 12 | 684 | 2 | (D) | 8 | 171 | 5 | 32 | 9 |
| 12 | 557 | 8 | 312 | 8 | 516 | 14 | 2,271 | 19 | 1,682 | 24 | 2,951 | 6 | 261 | 23 | 2,558 | 4 | 24 | 10 |
| 5 | 336 | 7 | (D) | 4 | (D) | 11 | 1,590 | 11 | 1,270 | 14 | 1,968 | 4 | (D) | 13 | 1,313 | 4 | 24 | 11 |
| 7 | 221 | 7 | (D) | 4 | (D) | 3 | 681 | 8 | 412 | 10 | 983 | 2 | (D) | 10 | 1,245 | ... | ... | 12 |
| 12 | 812 | 14 | 653 | 12 | 798 | 17 | 3,587 | 43 | 1,852 | 48 | 6,962 | 8 | 396 | 31 | 2,974 | 13 | 304 | 13 |
| 3 | (D) | 10 | 383 | 3 | (D) | 4 | 847 | 6 | 293 | 7 | 531 | 2 | (D) | 4 | 278 | ... | ... | 14 |
| 5 | 561 | 4 | 270 | 6 | 424 | 6 | 1,816 | 7 | 494 | 9 | 1,794 | 2 | (D) | 18 | 1,775 | 5 | (D) | 15 |
| 4 | (D) | ... | ... | 3 | (D) | 7 | 924 | 30 | 1,065 | 32 | 4,637 | 4 | .75 | 9 | 921 | 8 | (D) | 16 |
| 23 | 15,061 | 76 | 7,594 | 62 | 7,881 | 65 | 23,921 | 133 | 7,448 | 88 | 13,217 | 36 | 3,711 | 141 | 14,051 | 80 | 2,590 | 17 |
| 3 | (D) | 11 | 661 | 13 | 1,090 | 17 | 4,860 | 22 | 1,179 | 20 | 2,567 | 5 | 412 | 20 | (D) | 11 | 196 | 18 |
| ... | ... | 1 | (D) | 3 | (D) | ... | ... | 7 | 340 | 3 | (D) | ... | ... | 2 | (D) | ... | ... | 19 |
| 14 | 14,495 | 61 | 6,808 | 42 | 6,395 | 44 | 17,743 | 88 | 5,124 | 42 | 7,568 | 28 | 3,204 | 106 | 8,796 | 55 | 1,962 | 20 |
| 6 | (D) | 3 | (D) | 4 | (D) | 4 | 1,318 | 16 | 805 | 23 | (D) | 3 | 95 | 13 | 2,815 | 14 | 232 | 21 |
| 14 | 1,427 | 19 | 1,246 | 15 | 914 | 19 | 4,319 | 62 | 2,451 | 41 | 4,717 | 13 | 849 | 37 | 3,750 | 9 | 288 | 22 |
| 8 | 1,255 | 15 | 1,135 | 11 | 678 | 13 | 3,345 | 36 | 1,452 | 21 | 2,547 | 9 | 715 | 23 | (D) | 7 | (D) | 23 |
| 6 | 172 | 4 | 111 | 4 | 236 | 6 | 974 | 26 | 999 | 20 | 2,170 | 4 | 134 | 14 | (D) | 2 | (D) | 24 |
| 9 | 1,187 | 16 | 685 | 12 | 439 | 18 | 3,462 | 29 | 1,401 | 50 | 6,345 | 5 | 383 | 31 | 2,569 | 14 | 192 | 25 |
| 3 | 679 | 12 | 584 | 3 | 238 | 10 | 2,094 | 12 | 594 | 16 | 2,906 | 3 | (D) | 18 | (D) | 8 | 72 | 26 |
| 6 | 508 | 4 | 101 | 9 | 201 | 8 | 1,368 | 17 | 807 | 34 | 3,439 | 2 | (D) | 13 | (D) | 6 | 120 | 27 |
| 14 | 553 | 11 | 525 | 19 | 775 | 9 | 2,744 | 36 | 1,400 | 46 | 3,784 | 5 | 263 | 30 | 2,299 | 20 | 248 | 28 |
| 8 | 374 | 10 | (D) | 9 | 428 | 6 | 1,936 | 15 | 731 | 17 | 1,593 | 2 | (D) | 16 | 754 | 10 | 130 | 29 |
| 6 | 179 | 1 | (D) | 10 | 347 | 3 | 808 | 21 | 669 | 29 | 2,191 | 3 | (D) | 14 | 1,545 | 10 | 118 | 30 |
| 18 | 1,487 | 31 | 1,671 | 26 | 1,365 | 16 | 5,263 | 52 | 3,684 | 63 | 6,275 | 10 | 652 | 34 | 2,170 | 24 | 459 | 31 |
| 7 | 1,021 | 15 | 1,313 | 16 | 880 | 11 | 4,537 | 22 | 2,808 | 21 | 2,571 | 3 | 409 | 21 | 1,345 | 8 | 261 | 32 |
| 11 | 466 | 16 | 358 | 10 | 485 | 5 | 726 | 30 | 876 | 42 | 3,704 | 7 | 243 | 13 | 825 | 16 | 198 | 33 |
| 16 | 1,175 | 5 | 191 | 13 | 491 | 17 | 3,990 | 44 | 1,508 | 55 | 5,248 | 10 | 432 | 24 | 3,164 | 30 | 1,018 | 34 |
| 10 | 501 | 12 | 516 | 16 | 612 | 17 | 2,020 | 38 | 1,217 | 61 | 5,155 | 9 | 402 | 19 | 1,450 | 11 | 184 | 35 |
| 26 | 2,603 | 24 | 1,408 | 18 | 1,185 | 28 | 6,473 | 50 | 2,594 | 56 | 5,480 | 11 | 548 | 58 | 3,587 | 18 | 138 | 36 |
| 10 | 1,626 | 17 | 1,200 | 7 | 706 | 13 | 3,979 | 20 | 1,597 | 19 | 2,596 | 5 | 341 | 30 | 1,508 | 14 | 110 | 37 |
| 16 | 977 | 7 | 208 | 11 | 479 | 15 | 2,494 | 30 | 997 | 37 | 2,884 | 6 | 207 | 28 | 2,079 | 4 | 28 | 38 |
| 18 | 1,874 | 18 | 1,550 | 27 | 1,142 | 22 | 4,463 | 42 | 2,151 | 44 | 5,070 | 12 | 716 | 47 | 4,387 | 23 | 285 | 39 |
| 6 | 1,265 | 14 | 1,465 | 15 | 750 | 15 | 3,747 | 16 | 983 | 18 | 2,373 | 3 | 409 | 27 | 2,832 | 19 | 245 | 40 |
| 12 | 609 | 4 | 85 | 12 | 392 | 7 | 716 | 26 | 1,168 | 26 | 2,697 | 9 | 307 | 20 | 1,555 | 4 | 40 | 41 |
| 15 | 730 | 8 | 319 | 9 | 287 | 18 | 3,555 | 44 | 1,941 | 48 | 5,821 | 11 | 465 | 47 | 4,879 | 16 | 172 | 42 |
| 4 | 282 | 5 | 248 | 5 | 223 | 5 | 1,135 | 11 | 669 | 14 | 1,382 | 4 | 273 | 17 | 1,758 | 4 | 84 | 43 |
| 11 | 448 | 3 | 71 | 4 | 64 | 13 | 2,420 | 33 | 1,272 | 34 | 4,439 | 7 | 192 | 30 | 3,121 | 12 | 88 | 44 |
| 14 | 7,100 | 44 | 4,511 | 25 | 4,752 | 31 | 11,694 | 72 | 3,503 | 55 | 7,284 | 16 | 1,818 | 63 | 9,235 | 54 | 1,339 | 45 |
| 2 | (D) | 7 | 343 | 4 | (D) | 5 | (D) | 14 | 426 | 9 | 769 | 5 | 246 | 11 | 1,289 | 17 | 478 | 46 |
| 9 | 6,897 | 37 | 4,168 | 20 | 4,378 | 23 | 10,356 | 46 | 2,439 | 28 | 4,424 | 8 | 1,513 | 44 | 4,504 | 33 | 843 | 47 |
| 3 | (D) | ... | ... | 1 | (D) | 3 | (D) | 12 | 638 | 18 | 2,091 | 3 | 59 | 8 | 3,442 | 4 | 18 | 48 |
| 9 | 1,189 | 13 | 651 | 22 | 1,302 | 16 | 4,470 | 31 | 1,181 | 36 | 3,910 | 5 | 555 | 25 | 2,952 | 17 | 131 | 49 |
| 5 | 1,076 | 9 | 539 | 17 | 1,061 | 12 | 3,983 | 19 | 719 | 16 | 2,294 | 3 | (D) | 18 | (D) | 12 | 110 | 50 |
| 4 | 113 | 4 | 112 | 5 | 241 | 4 | 487 | 12 | 462 | 20 | 1,616 | 2 | (D) | 7 | (D) | 5 | 21 | 51 |
| 6 | 511 | 9 | 534 | 7 | 456 | 9 | 2,223 | 39 | 1,386 | 43 | 3,849 | 4 | 293 | 33 | 4,864 | 14 | 195 | 52 |
| 3 | 386 | 6 | 470 | 4 | 386 | 7 | (D) | 14 | 662 | 15 | 1,517 | 2 | (D) | 14 | 3,382 | 5 | 90 | 53 |
| 3 | 125 | 3 | 64 | 3 | 70 | 2 | (D) | 25 | 724 | 28 | 2,332 | 2 | (D) | 19 | 1,482 | 9 | 105 | 54 |
| 4 | (D) | 6 | 325 | 6 | 232 | 11 | 1,686 | 20 | 1,055 | 13 | 1,898 | 1 | (D) | 19 | 1,377 | 2 | (D) | 55 |
| 2 | (D) | 5 | 325 | 6 | 232 | 11 | 1,686 | 9 | 720 | 9 | 1,525 | 1 | (D) | 13 | (D) | 2 | (D) | 56 |
| 2 | (D) | ... | ... | ... | ... | ... | ... | 11 | 335 | 4 | 373 | ... | ... | 6 | (D) | ... | ... | 57 |
| 10 | 1,603 | 14 | 2,136 | 21 | 1,202 | 15 | 5,205 | 47 | 1,991 | 39 | 5,069 | 7 | 596 | 30 | 2,101 | 28 | 379 | 58 |
| 7 | 1,444 | 14 | 2,136 | 15 | 1,135 | 13 | (D) | 21 | 1,239 | 17 | 3,374 | 3 | 523 | 25 | (D) | 18 | 299 | 59 |
| 3 | 159 | ... | ... | 6 | 67 | 2 | (D) | 26 | 752 | 22 | 1,695 | 4 | 73 | 5 | (D) | 10 | 80 | 60 |
| 22 | 1,092 | 13 | 435 | 21 | 1,044 | 24 | 4,577 | 42 | 1,445 | 56 | 4,858 | 5 | 285 | 42 | 3,848 | 17 | 120 | 61 |
| 23 | 6,763 | 38 | 2,620 | 38 | 2,768 | 42 | 14,301 | 67 | 3,439 | 67 | 8,802 | 19 | 1,531 | 99 | 9,893 | 28 | 2,111 | 62 |
| 15 | 6,111 | 33 | 2,453 | 25 | 2,208 | 28 | 10,218 | 36 | 2,178 | 26 | 3,624 | 13 | (D) | 60 | 3,811 | 17 | (D) | 63 |
| 3 | 421 | 4 | (D) | 7 | 311 | 5 | 2,318 | 11 | 618 | 11 | 1,171 | 1 | (D) | 12 | 1,584 | 6 | 26 | 64 |
| 5 | 231 | 1 | (D) | 6 | 249 | 9 | 1,765 | 20 | 643 | 30 | 4,007 | 5 | 103 | 27 | 4,498 | 5 | (D) | 65 |
| 12 | 1,802 | 11 | 402 | 16 | 704 | 20 | 3,004 | 42 | 1,696 | 43 | 4,015 | 9 | 470 | 30 | (D) | 2 | (D) | 66 |
| 4 | 1,286 | 7 | (D) | 11 | 554 | 11 | 2,074 | 20 | 873 | 15 | 1,545 | 3 | 277 | 20 | 1,963 | 2 | (D) | 67 |
| 8 | 516 | 4 | (D) | 5 | 150 | 9 | 930 | 22 | 823 | 28 | 2,470 | 6 | 193 | 10 | (D) | ... | ... | 68 |
| 17 | 1,505 | 19 | 965 | 24 | 930 | 26 | 5,181 | 56 | 2,784 | 57 | 4,794 | 11 | 721 | 46 | 3,907 | 24 | 108 | 69 |
| 7 | 1,202 | 12 | 711 | 11 | 441 | 10 | 2,524 | 14 | 1,319 | 19 | 1,888 | 4 | 384 | 21 | 1,218 | 10 | 52 | 70 |
| 10 | 303 | 7 | 254 | 13 | 489 | 16 | 2,657 | 42 | 1,465 | 38 | 2,906 | 7 | 337 | 25 | 2,689 | 14 | 56 | 71 |

RETAIL TRADE—AREA STATISTICS

Table 102. RETAIL TRADE: 1954 — COUNTIES;
Total Retail — Establishments, Sales, Payroll, and Personnel;

| Line No. | County and city | Total | | | | | | | Kind-of-business group | | | | |
|----------|--------------------------|----------------|-----------------------|-------------------------------------|---------------------------------------|--------------------------------|--|------------------------|---|-------------------------|-----------------|-------------------------|-----------------|
| | | Establishments | | Sales | | Payroll, entire year (\$1,000) | Paid employees, workweek ended nearest Nov. 15 | | Proprietors (unincorporated businesses only) (Number) | Food stores | | Eating, drinking places | |
| | | Total (Number) | With payroll (Number) | Total, all establishments (\$1,000) | Establishments with payroll (\$1,000) | | Total (Number) | Full workweek (Number) | | Establishments (Number) | Sales (\$1,000) | Establishments (Number) | Sales (\$1,000) |
| 1 | Davis County..... | 102 | 84 | 7,231 | 6,931 | 511 | 253 | 198 | 115 | 16 | 1,697 | 16 | 379 |
| 2 | Bloomfield..... | 79 | 65 | 5,813 | 5,569 | 416 | 216 | 163 | 88 | 10 | 1,239 | 10 | 316 |
| 3 | Remainder of County..... | 23 | 19 | 1,418 | 1,362 | 95 | 37 | 35 | 27 | 6 | 458 | 6 | 63 |
| 4 | Decatur County..... | 172 | 98 | 8,560 | 7,266 | 607 | 301 | 233 | 177 | 25 | 2,329 | 27 | 451 |
| 5 | Delaware County..... | 216 | 146 | 14,255 | 12,569 | 1,040 | 511 | 407 | 220 | 34 | 2,433 | 39 | 826 |
| 6 | Manchester..... | 113 | 85 | 8,777 | 8,107 | 763 | 360 | 301 | 114 | 10 | 1,374 | 18 | 434 |
| 7 | Remainder of County..... | 103 | 61 | 5,478 | 4,462 | 277 | 151 | 106 | 106 | 24 | 1,059 | 21 | 392 |
| 8 | Des Moines County..... | 491 | 365 | 49,550 | 46,622 | 5,566 | 2,289 | 1,741 | 507 | 107 | 11,622 | 97 | 2,756 |
| 9 | Burlington..... | 387 | 307 | 43,838 | 41,994 | 5,145 | 2,113 | 1,591 | 399 | 87 | 10,483 | 82 | 2,396 |
| 10 | Remainder of County..... | 104 | 58 | 5,712 | 4,628 | 421 | 176 | 150 | 108 | 20 | 1,139 | 15 | 360 |
| 11 | Dickinson County..... | 243 | 171 | 14,304 | 13,042 | 1,176 | 504 | 419 | 264 | 23 | 1,787 | 42 | 976 |
| 12 | Dubuque County..... | 909 | 615 | 87,613 | 81,275 | 9,371 | 3,909 | 3,085 | 960 | 181 | 17,797 | 244 | 7,095 |
| 13 | Dubuque..... | 686 | 464 | 69,716 | 64,936 | 8,240 | 3,390 | 2,658 | 717 | 145 | 15,124 | 186 | 5,576 |
| 14 | Remainder of County..... | 223 | 151 | 17,897 | 16,339 | 1,131 | 519 | 427 | 243 | 36 | 2,673 | 58 | 1,518 |
| 15 | Emmet County..... | 224 | 150 | 17,633 | 16,051 | 1,473 | 620 | 460 | 220 | 29 | 3,562 | 25 | 772 |
| 16 | Estherville..... | 139 | 95 | 12,624 | 11,706 | 1,190 | 482 | 361 | 141 | 15 | 2,709 | 17 | 639 |
| 17 | Remainder of County..... | 85 | 55 | 5,009 | 4,345 | 283 | 138 | 99 | 79 | 14 | 853 | 8 | 133 |
| 18 | Fayette County..... | 395 | 275 | 30,883 | 28,445 | 2,529 | 1,077 | 831 | 403 | 63 | 5,763 | 73 | 1,686 |
| 19 | Celwein..... | 144 | 104 | 13,793 | 12,917 | 1,390 | 579 | 435 | 148 | 17 | 2,671 | 30 | 822 |
| 20 | Remainder of County..... | 251 | 171 | 17,090 | 15,528 | 1,139 | 498 | 396 | 255 | 46 | 3,092 | 43 | 864 |
| 21 | Floyd County..... | 290 | 194 | 22,329 | 20,217 | 1,607 | 758 | 593 | 310 | 36 | 4,432 | 49 | 1,518 |
| 22 | Charles City..... | 182 | 130 | 16,627 | 15,645 | 1,341 | 618 | 480 | 192 | 18 | 3,430 | 25 | 958 |
| 23 | Remainder of County..... | 108 | 64 | 5,702 | 4,572 | 266 | 140 | 113 | 118 | 18 | 1,002 | 24 | 560 |
| 24 | Franklin County..... | 220 | 152 | 18,730 | 17,610 | 1,270 | 552 | 459 | 239 | 25 | 3,200 | 34 | 795 |
| 25 | Hampton..... | 112 | 84 | 10,802 | 10,320 | 850 | 373 | 310 | 123 | 9 | 2,308 | 16 | 452 |
| 26 | Remainder of County..... | 108 | 68 | 7,928 | 7,290 | 420 | 179 | 149 | 116 | 16 | 892 | 18 | 343 |
| 27 | Fremont County..... | 168 | 108 | 9,693 | 8,721 | 602 | 253 | 215 | 191 | 25 | 1,766 | 32 | 599 |
| 28 | Greene County..... | 234 | 162 | 18,488 | 17,306 | 1,220 | 512 | 421 | 267 | 32 | 2,948 | 38 | 927 |
| 29 | Jefferson..... | 119 | 87 | 11,475 | 10,915 | 891 | 361 | 297 | 133 | 11 | 2,015 | 19 | 563 |
| 30 | Remainder of County..... | 115 | 75 | 7,013 | 6,391 | 329 | 151 | 124 | 134 | 21 | 933 | 19 | 364 |
| 31 | Grundy County..... | 237 | 145 | 17,656 | 15,530 | 1,093 | 437 | 360 | 262 | 21 | 1,732 | 34 | 748 |
| 32 | Guthrie County..... | 259 | 157 | 13,886 | 12,430 | 849 | 428 | 331 | 288 | 41 | 2,872 | 43 | 705 |
| 33 | Hamilton County..... | 301 | 217 | 25,510 | 23,938 | 2,047 | 892 | 686 | 300 | 45 | 4,203 | 46 | 1,355 |
| 34 | Webster City..... | 141 | 111 | 15,011 | 14,377 | 1,498 | 631 | 484 | 143 | 21 | 2,887 | 21 | 706 |
| 35 | Remainder of County..... | 160 | 106 | 10,499 | 9,561 | 549 | 261 | 202 | 157 | 24 | 1,316 | 25 | 649 |
| 36 | Hancock County..... | 239 | 157 | 17,374 | 15,440 | 1,100 | 512 | 415 | 249 | 42 | 2,823 | 34 | 769 |
| 37 | Hardin County..... | 412 | 276 | 31,848 | 29,438 | 2,359 | 973 | 800 | 435 | 62 | 5,138 | 64 | 1,608 |
| 38 | Eldora..... | 83 | 63 | 6,533 | 6,029 | 563 | 246 | 204 | 88 | 14 | 1,366 | 12 | 299 |
| 39 | Iowa Falls..... | 133 | 95 | 10,500 | 9,474 | 952 | 400 | 323 | 141 | 16 | 1,854 | 20 | 691 |
| 40 | Remainder of County..... | 196 | 118 | 14,815 | 13,535 | 844 | 327 | 273 | 206 | 32 | 1,918 | 32 | 618 |
| 41 | Harrison County..... | 267 | 175 | 17,113 | 15,669 | 1,278 | 645 | 503 | 294 | 42 | 3,300 | 50 | 1,191 |
| 42 | Missouri Valley..... | 85 | 63 | 5,800 | 5,600 | 529 | 249 | 206 | 96 | 10 | 1,148 | 19 | 476 |
| 43 | Remainder of County..... | 182 | 112 | 11,313 | 10,069 | 749 | 396 | 297 | 198 | 32 | 2,152 | 31 | 715 |
| 44 | Henry County..... | 263 | 179 | 20,990 | 19,398 | 1,478 | 645 | 485 | 274 | 39 | 3,454 | 45 | 841 |
| 45 | Mount Pleasant..... | 126 | 96 | 10,678 | 10,024 | 979 | 434 | 329 | 130 | 18 | 2,267 | 26 | 492 |
| 46 | Remainder of County..... | 137 | 83 | 10,312 | 9,374 | 499 | 211 | 156 | 144 | 21 | 1,187 | 19 | 349 |
| 47 | Howard County..... | 194 | 140 | 11,907 | 11,053 | 902 | 436 | 330 | 205 | 22 | 1,868 | 33 | 715 |
| 48 | Cresco..... | 91 | 75 | 6,909 | 6,681 | 596 | 289 | 213 | 96 | 9 | 1,197 | 14 | 423 |
| 49 | Remainder of County..... | 103 | 65 | 4,998 | 4,372 | 306 | 147 | 117 | 109 | 13 | 671 | 19 | 292 |
| 50 | Humboldt County..... | 233 | 141 | 16,872 | 15,116 | 1,111 | 496 | 412 | 243 | 30 | 2,968 | 45 | 942 |
| 51 | Humboldt..... | 86 | 62 | 8,009 | 7,663 | 660 | 298 | 244 | 96 | 5 | 1,133 | 15 | 382 |
| 52 | Remainder of County..... | 147 | 79 | 8,863 | 7,453 | 451 | 198 | 168 | 147 | 25 | 1,835 | 30 | 560 |
| 53 | Ida County..... | 178 | 120 | 12,023 | 11,235 | 805 | 347 | 283 | 203 | 17 | 1,563 | 30 | 818 |
| 54 | Iowa County..... | 229 | 167 | 18,417 | 17,237 | 1,440 | 743 | 590 | 234 | 31 | 3,567 | 41 | 2,029 |
| 55 | Jackson County..... | 307 | 189 | 21,569 | 18,783 | 1,509 | 642 | 474 | 324 | 56 | 4,248 | 50 | 1,374 |
| 56 | Maquoketa..... | 135 | 99 | 11,991 | 11,329 | 1,063 | 486 | 324 | 132 | 23 | 2,537 | 18 | 677 |
| 57 | Remainder of County..... | 172 | 90 | 9,578 | 7,454 | 446 | 196 | 150 | 192 | 33 | 1,711 | 32 | 697 |
| 58 | Jasper County..... | 395 | 255 | 36,484 | 33,594 | 3,256 | 1,315 | 1,063 | 422 | 56 | 9,593 | 66 | 1,685 |
| 59 | Newton..... | 179 | 135 | 23,848 | 23,182 | 2,561 | 1,009 | 823 | 173 | 24 | 7,171 | 32 | 1,037 |
| 60 | Remainder of County..... | 216 | 120 | 12,636 | 10,412 | 695 | 306 | 240 | 249 | 32 | 2,422 | 34 | 648 |
| 61 | Jefferson County..... | 211 | 149 | 17,842 | 16,836 | 1,448 | 690 | 526 | 234 | 27 | 3,732 | 30 | 866 |
| 62 | Fairfield..... | 138 | 110 | 13,052 | 12,514 | 1,164 | 554 | 409 | 153 | 15 | 3,349 | 21 | 688 |
| 63 | Remainder of County..... | 73 | 39 | 4,790 | 4,322 | 284 | 136 | 117 | 81 | 12 | 383 | 9 | 178 |
| 64 | Johnson County..... | 433 | 329 | 47,269 | 45,215 | 5,162 | 2,316 | 1,702 | 415 | 66 | 8,467 | 88 | 3,459 |
| 65 | Iowa City..... | 316 | 252 | 39,484 | 38,196 | 4,612 | 2,026 | 1,458 | 295 | 46 | 7,205 | 59 | 2,358 |
| 66 | Remainder of County..... | 117 | 77 | 7,785 | 7,019 | 550 | 290 | 244 | 120 | 20 | 1,262 | 29 | 1,101 |

Standard Notes: (D) Withheld to avoid disclosure. (NA) Not available. XXX Not applicable. (Z) Less than \$500. ... Represents zero.

CITIES OF 2,500 INHABITANTS OR MORE — Continued

Kind-of-Business Group — Establishments and Sales

| Kind-of-business group — Continued | | | | | | | | | | | | | | | | | | Line No. |
|------------------------------------|-----------------|-----------------------------|-----------------|--|-----------------|----------------------|-----------------|---------------------------|-----------------|---|-----------------|---------------------------------|-----------------|-------------------------|-----------------|-------------------------|-----------------|----------|
| General merchandise group | | Apparel, accessories stores | | Furniture, home furnishings, appliance dealers | | Automotive group | | Gasoline service stations | | Lumber, bldg. mats., hardware, farm equipment dealers | | Drug stores, proprietary stores | | Other retail stores | | Nonstore retailers | | |
| Establishments (Number) | Sales (\$1,000) | Establishments (Number) | Sales (\$1,000) | Establishments (Number) | Sales (\$1,000) | Establishments (No.) | Sales (\$1,000) | Establishments (Number) | Sales (\$1,000) | Establishments (Number) | Sales (\$1,000) | Establishments (No.) | Sales (\$1,000) | Establishments (Number) | Sales (\$1,000) | Establishments (Number) | Sales (\$1,000) | |
| 8 | 457 | 5 | 208 | 7 | 272 | 8 | 1,906 | 13 | 529 | 15 | 1,107 | 3 | 166 | 8 | 470 | 3 | 40 | 1 |
| 6 | (D) | 5 | 208 | 7 | 272 | 8 | 1,906 | 10 | 350 | 10 | 699 | 3 | 166 | 7 | (D) | 3 | 40 | 2 |
| 2 | (D) | ... | ... | ... | ... | ... | ... | 3 | 179 | 5 | 408 | ... | ... | 1 | (D) | ... | ... | 3 |
| 8 | 647 | 3 | 105 | 10 | 320 | 10 | 1,598 | 22 | 713 | 28 | 1,627 | 8 | 225 | 23 | 515 | 8 | 30 | 4 |
| 7 | 434 | 10 | 723 | 9 | 493 | 15 | 2,488 | 26 | 1,073 | 31 | 2,877 | 6 | 318 | 23 | 2,422 | 16 | 168 | 5 |
| 3 | (D) | 10 | 723 | 8 | (D) | 9 | 1,880 | 13 | 654 | 15 | 1,776 | 3 | 250 | 14 | 802 | 10 | 120 | 6 |
| 4 | (D) | ... | ... | 1 | (D) | 6 | 608 | 13 | 419 | 16 | 1,101 | 3 | 68 | 9 | 1,620 | 6 | 48 | 7 |
| 16 | 6,930 | 31 | 2,773 | 28 | 2,745 | 31 | 9,904 | 50 | 3,132 | 38 | 4,543 | 12 | 1,021 | 59 | 3,520 | 22 | 604 | 8 |
| 10 | 6,496 | 27 | 2,747 | 25 | (D) | 24 | 8,886 | 37 | 2,443 | 25 | 3,253 | 10 | (D) | 44 | 2,971 | 16 | 528 | 9 |
| 6 | 434 | 4 | 26 | 3 | (D) | 7 | 1,018 | 13 | 689 | 13 | 1,290 | 2 | (D) | 15 | 549 | 6 | 76 | 10 |
| 8 | 520 | 16 | 650 | 16 | 636 | 14 | 2,216 | 30 | 1,455 | 49 | 3,962 | 9 | 588 | 22 | 1,404 | 14 | 110 | 11 |
| 20 | 13,347 | 44 | 3,861 | 40 | 4,094 | 44 | 12,779 | 93 | 5,426 | 46 | 8,586 | 26 | 3,021 | 115 | 10,539 | 56 | 1,068 | 12 |
| 9 | 12,251 | 36 | 3,676 | 32 | 2,983 | 29 | 9,885 | 71 | 4,767 | 17 | 4,548 | 23 | 2,729 | 88 | 7,074 | 50 | 1,002 | 13 |
| 11 | 1,096 | 8 | 185 | 8 | 1,111 | 15 | 2,794 | 22 | 659 | 29 | 4,038 | 3 | 292 | 27 | 3,465 | 6 | 66 | 14 |
| 6 | 624 | 14 | 959 | 18 | 759 | 9 | 2,409 | 36 | 1,932 | 42 | 4,303 | 4 | 422 | 28 | 1,720 | 13 | 171 | 15 |
| 5 | (D) | 10 | 857 | 12 | 554 | 8 | (D) | 16 | 804 | 26 | 2,892 | 2 | (D) | 18 | 835 | 10 | 112 | 16 |
| 1 | (D) | 4 | 102 | 6 | 205 | 1 | (D) | 20 | 1,128 | 16 | 1,411 | 2 | (D) | 10 | 885 | 3 | 59 | 17 |
| 23 | 2,107 | 21 | 1,573 | 20 | 847 | 26 | 5,642 | 50 | 3,740 | 55 | 5,667 | 9 | 665 | 41 | 2,993 | 14 | 200 | 18 |
| 5 | 1,420 | 17 | 1,341 | 12 | 615 | 8 | 2,870 | 19 | 1,157 | 11 | 1,727 | 3 | 396 | 16 | 732 | 6 | 42 | 19 |
| 18 | 687 | 4 | 232 | 8 | 232 | 18 | 2,772 | 31 | 2,583 | 44 | 3,940 | 6 | 269 | 25 | 2,261 | 8 | 158 | 20 |
| 9 | 900 | 23 | 1,077 | 22 | 1,267 | 17 | 4,645 | 32 | 1,338 | 40 | 3,939 | 7 | 344 | 37 | 2,707 | 18 | 162 | 21 |
| 5 | 734 | 22 | (D) | 15 | 1,040 | 16 | (D) | 16 | 911 | 18 | 2,073 | 4 | 262 | 29 | (D) | 14 | 132 | 22 |
| 4 | 166 | 1 | (D) | 7 | 227 | 1 | (D) | 16 | 427 | 22 | 1,866 | 3 | 82 | 8 | (D) | 4 | 30 | 23 |
| 8 | 517 | 11 | 662 | 13 | 742 | 18 | 2,681 | 32 | 1,368 | 35 | 2,533 | 4 | 260 | 26 | 5,166 | 14 | 806 | 24 |
| 3 | 249 | 10 | (D) | 10 | 607 | 12 | (D) | 14 | 645 | 14 | 1,388 | 2 | (D) | 15 | 1,469 | 7 | (D) | 25 |
| 5 | 268 | 1 | (D) | 3 | 135 | 6 | (D) | 18 | 723 | 21 | 1,145 | 2 | (D) | 11 | 3,697 | 7 | (D) | 26 |
| 3 | (D) | 7 | 184 | 8 | 238 | 11 | 1,700 | 18 | 800 | 23 | 1,905 | 8 | 301 | 25 | (D) | 8 | 74 | 27 |
| 9 | 824 | 14 | 1,092 | 18 | 593 | 15 | 3,464 | 32 | 1,530 | 39 | 4,737 | 5 | 214 | 25 | 2,077 | 7 | 82 | 28 |
| 3 | (D) | 11 | 1,002 | 9 | 506 | 8 | 2,346 | 17 | 1,015 | 17 | 2,138 | 2 | (D) | 19 | 1,033 | 3 | 64 | 29 |
| 6 | (D) | 3 | 90 | 9 | 87 | 7 | 1,118 | 15 | 515 | 22 | 2,599 | 3 | (D) | 6 | 1,044 | 4 | 18 | 30 |
| 5 | 543 | 6 | 301 | 18 | 732 | 19 | 3,001 | 33 | 1,317 | 43 | 4,757 | 10 | 479 | 22 | 3,802 | 26 | 244 | 31 |
| 11 | 620 | 9 | 326 | 11 | 432 | 13 | 2,766 | 37 | 1,167 | 45 | 3,025 | 8 | 257 | 27 | 1,596 | 14 | 120 | 32 |
| 10 | 1,457 | 18 | 1,264 | 19 | 1,476 | 17 | 3,557 | 37 | 2,060 | 49 | 4,646 | 6 | 506 | 35 | 4,857 | 19 | 129 | 33 |
| 5 | 1,223 | 14 | 1,175 | 14 | 1,276 | 12 | 3,072 | 15 | 964 | 17 | 1,841 | 4 | (D) | 16 | 1,398 | 2 | (D) | 34 |
| 5 | 234 | 4 | 89 | 5 | 200 | 5 | 485 | 22 | 1,096 | 32 | 2,805 | 2 | (D) | 19 | 3,459 | 17 | (D) | 35 |
| 11 | 330 | 8 | 394 | 18 | 614 | 11 | 3,157 | 29 | 1,640 | 36 | 3,232 | 9 | 412 | 27 | 3,845 | 14 | 158 | 36 |
| 16 | 1,390 | 27 | 1,181 | 23 | 949 | 28 | 6,026 | 47 | 1,879 | 61 | 7,038 | 13 | 587 | 50 | 5,423 | 21 | 629 | 37 |
| 3 | 263 | 8 | 408 | 5 | 231 | 4 | 1,076 | 8 | 402 | 14 | 1,677 | 2 | (D) | 11 | 638 | 2 | (D) | 38 |
| 5 | 676 | 12 | 643 | 12 | 480 | 13 | 3,362 | 15 | 750 | 14 | 1,154 | 5 | 254 | 13 | 391 | 4 | 245 | 39 |
| 8 | 451 | 7 | 130 | 6 | 238 | 11 | 1,588 | 24 | 727 | 33 | 4,207 | 6 | (D) | 26 | 4,394 | 11 | (D) | 40 |
| 12 | 544 | 10 | 282 | 11 | 637 | 11 | 3,139 | 42 | 1,653 | 35 | 3,014 | 13 | 632 | 30 | 2,615 | 11 | 106 | 41 |
| 6 | 395 | 4 | 125 | 4 | 248 | 3 | 1,036 | 10 | 631 | 10 | 1,057 | 3 | 214 | 12 | 448 | 4 | 22 | 42 |
| 6 | 149 | 6 | 157 | 7 | 389 | 8 | 2,103 | 32 | 1,022 | 25 | 1,957 | 10 | 418 | 18 | 2,167 | 7 | 84 | 43 |
| 17 | 1,625 | 7 | 194 | 10 | 631 | 19 | 3,465 | 42 | 2,234 | 37 | 3,986 | 9 | 479 | 24 | 4,101 | 14 | 80 | 44 |
| 7 | 1,196 | 5 | (D) | 6 | (D) | 13 | 2,828 | 18 | 1,109 | 14 | 1,154 | 3 | 301 | 12 | 599 | 4 | 30 | 45 |
| 10 | 429 | 2 | (D) | 4 | (D) | 6 | 637 | 24 | 1,125 | 23 | 2,832 | 6 | 178 | 12 | 3,402 | 10 | 50 | 46 |
| 15 | 876 | 7 | 307 | 11 | 504 | 5 | 1,219 | 30 | 1,471 | 32 | 3,165 | 6 | 299 | 24 | 1,396 | 9 | 87 | 47 |
| 7 | 499 | 5 | (D) | 7 | 346 | 3 | (D) | 11 | 497 | 14 | 1,964 | 2 | (D) | 15 | 635 | 4 | 48 | 48 |
| 8 | 377 | 2 | (D) | 4 | 158 | 2 | (D) | 19 | 974 | 18 | 1,201 | 4 | (D) | 9 | 761 | 5 | 39 | 49 |
| 11 | 481 | 8 | 684 | 11 | 461 | 6 | 1,410 | 49 | 1,848 | 42 | 4,804 | 4 | 254 | 19 | 2,962 | 8 | 58 | 50 |
| 4 | 239 | 8 | 684 | 7 | 409 | 3 | (D) | 12 | 584 | 18 | 2,437 | 2 | (D) | 8 | (D) | 4 | 20 | 51 |
| 7 | 242 | ... | ... | 4 | 52 | 3 | (D) | 37 | 1,264 | 24 | 2,367 | 2 | (D) | 11 | (D) | 4 | 38 | 52 |
| 6 | 367 | 9 | 335 | 9 | 342 | 9 | 1,627 | 22 | 898 | 33 | 3,865 | 5 | 275 | 22 | 1,779 | 16 | 154 | 53 |
| 11 | 630 | 8 | 294 | 12 | 728 | 14 | 2,269 | 30 | 1,173 | 33 | 3,920 | 7 | 367 | 38 | 3,412 | 4 | 28 | 54 |
| 16 | 1,195 | 13 | 662 | 24 | 759 | 23 | 3,921 | 39 | 2,081 | 32 | 3,684 | 10 | 511 | 35 | 2,048 | 8 | 86 | 55 |
| 4 | 802 | 8 | 567 | 14 | 469 | 12 | 2,648 | 19 | 1,078 | 10 | 1,639 | 4 | 322 | 19 | 1,216 | 4 | 36 | 56 |
| 12 | 393 | 5 | 95 | 10 | 290 | 11 | 1,273 | 20 | 1,003 | 22 | 2,045 | 6 | 189 | 16 | 1,832 | 4 | 50 | 57 |
| 14 | 2,536 | 16 | 842 | 19 | 1,241 | 12 | 5,439 | 67 | 2,797 | 62 | 6,397 | 17 | 1,142 | 50 | 4,094 | 16 | 718 | 58 |
| 6 | 1,980 | 15 | (D) | 14 | 1,061 | 9 | 4,869 | 23 | 1,316 | 13 | 2,784 | 7 | 826 | 26 | 1,874 | 10 | (D) | 59 |
| 8 | 556 | 1 | (D) | 5 | 180 | 3 | 570 | 44 | 1,481 | 49 | 3,613 | 10 | 316 | 24 | 2,220 | 6 | (D) | 60 |
| 10 | 1,240 | 13 | 1,017 | 12 | (D) | 13 | 3,262 | 23 | 1,005 | 34 | 3,242 | 3 | (D) | 34 | 2,231 | 12 | 120 | 61 |
| 5 | 1,068 | 13 | 1,017 | 12 | 688 | 11 | (D) | 17 | 805 | 13 | 1,435 | 3 | (D) | 22 | 979 | 6 | 80 | 62 |
| 5 | 172 | ... | ... | ... | (D) | 2 | (D) | 6 | 200 | 21 | 1,807 | ... | ... | 12 | 1,252 | 6 | 40 | 63 |
| 11 | 6,330 | 34 | 2,596 | 29 | 1,950 | 23 | 6,780 | 43 | 3,767 | 35 | 5,283 | 12 | 1,593 | 65 | 6,596 | 27 | 448 | 64 |
| 9 | (D) | 32 | (D) | 23 | 1,712 | 17 | 6,298 | 30 | 3,050 | 21 | 3,742 | 10 | (D) | 54 | 4,684 | 15 | 336 | 65 |
| 2 | (D) | 2 | (D) | 6 | 238 | 6 | 482 | 13 | 717 | 14 | 1,541 | 2 | (D) | 11 | 1,912 | 12 | 112 | 66 |

RETAIL TRADE—AREA STATISTICS

Table 102. RETAIL TRADE: 1954 — COUNTIES;

Total Retail — Establishments, Sales, Payroll, and Personnel;

| Line No. | County and city | Total | | | | | | | Kind-of-business group | | | | |
|----------|--------------------------|----------------|-----------------------|-------------------------------------|---------------------------------------|--------------------------------|--|------------------------|---|-------------------------|-----------------|-------------------------|-----------------|
| | | Establishments | | Sales | | Payroll, entire year (\$1,000) | Paid employees, workweek ended nearest Nov. 15 | | Proprietors (unincorporated businesses only) (Number) | Food stores | | Eating, drinking places | |
| | | Total (Number) | With payroll (Number) | Total, all establishments (\$1,000) | Establishments with payroll (\$1,000) | | Total (Number) | Full workweek (Number) | | Establishments (Number) | Sales (\$1,000) | Establishments (Number) | Sales (\$1,000) |
| | | | | | | | | | | | | | |
| 1 | Jones County..... | 300 | 186 | 22,038 | 19,538 | 1,476 | 678 | 543 | 319 | 36 | 3,770 | 45 | 1,185 |
| 2 | Anamosa..... | 94 | 64 | 6,601 | 6,019 | 501 | 246 | 184 | 95 | 7 | 1,119 | 18 | 433 |
| 3 | Monticello..... | 89 | 59 | 8,550 | 7,874 | 573 | 257 | 206 | 102 | 13 | 1,562 | 9 | 330 |
| 4 | Remainder of County..... | 117 | 63 | 6,887 | 5,645 | 402 | 175 | 153 | 122 | 16 | 1,089 | 18 | 422 |
| 5 | Keokuk County..... | 301 | 175 | 17,310 | 14,928 | 1,161 | 565 | 428 | 322 | 44 | 2,925 | 49 | 913 |
| 6 | Kossuth County..... | 353 | 247 | 29,077 | 27,415 | 2,060 | 885 | 753 | 371 | 37 | 4,596 | 62 | 1,449 |
| 7 | Algona..... | 122 | 94 | 12,960 | 12,492 | 1,178 | 494 | 421 | 137 | 11 | 2,096 | 21 | 656 |
| 8 | Remainder of County..... | 231 | 153 | 16,117 | 14,923 | 882 | 391 | 332 | 234 | 26 | 2,500 | 41 | 793 |
| 9 | Lee County..... | 553 | 389 | 41,135 | 37,717 | 3,887 | 1,842 | 1,413 | 593 | 102 | 9,777 | 102 | 2,621 |
| 10 | Fort Madison..... | 204 | 150 | 15,533 | 14,481 | 1,553 | 736 | 569 | 215 | 41 | 3,852 | 33 | 854 |
| 11 | Keokuk..... | 246 | 176 | 19,411 | 18,033 | 2,000 | 959 | 724 | 259 | 42 | 4,983 | 52 | 1,349 |
| 12 | Remainder of County..... | 103 | 63 | 6,191 | 5,203 | 324 | 147 | 120 | 119 | 19 | 942 | 17 | 418 |
| 13 | Linn County..... | 1,193 | 813 | 150,175 | 142,487 | 17,839 | 6,920 | 5,608 | 1,181 | 223 | 27,893 | 229 | 9,619 |
| 14 | Cedar Rapids..... | 867 | 591 | 124,070 | 118,394 | 15,873 | 6,021 | 4,889 | 828 | 168 | 22,378 | 165 | 7,465 |
| 15 | Marion..... | 78 | 64 | 7,985 | 7,819 | 711 | 305 | 251 | 80 | 8 | 2,391 | 19 | 750 |
| 16 | Remainder of County..... | 248 | 158 | 18,120 | 16,274 | 1,255 | 594 | 468 | 273 | 47 | 3,124 | 45 | 1,404 |
| 17 | Louisa County..... | 159 | 101 | 11,214 | 9,740 | 730 | 316 | 252 | 173 | 33 | 2,652 | 24 | 452 |
| 18 | Lucas County..... | 165 | 109 | 11,264 | 9,748 | 877 | 439 | 313 | 187 | 33 | 2,886 | 30 | 566 |
| 19 | Chariton..... | 131 | 91 | 10,236 | 9,024 | 828 | 406 | 289 | 150 | 25 | 2,633 | 19 | 346 |
| 20 | Remainder of County..... | 34 | 18 | 1,028 | 724 | 49 | 33 | 24 | 37 | 8 | 253 | 11 | 220 |
| 21 | Lyon County..... | 196 | 130 | 14,181 | 12,691 | 792 | 397 | 304 | 211 | 26 | 2,519 | 29 | 761 |
| 22 | Rock Rapids..... | 67 | 59 | 6,559 | 6,441 | 457 | 233 | 181 | 71 | 7 | 1,171 | 12 | 377 |
| 23 | Remainder of County..... | 129 | 71 | 7,622 | 6,250 | 335 | 164 | 123 | 140 | 19 | 1,348 | 17 | 384 |
| 24 | Madison County..... | 189 | 121 | 14,597 | 13,277 | 995 | 419 | 340 | 203 | 33 | 2,695 | 24 | 517 |
| 25 | Winterset..... | 119 | 85 | 9,525 | 8,937 | 738 | 310 | 250 | 123 | 20 | 1,955 | 15 | 365 |
| 26 | Remainder of County..... | 70 | 36 | 5,072 | 4,340 | 257 | 109 | 90 | 80 | 13 | 740 | 9 | 152 |
| 27 | Mahaska County..... | 334 | 226 | 28,877 | 26,343 | 2,658 | 1,187 | 913 | 362 | 46 | 5,696 | 61 | 1,347 |
| 28 | Oskaloosa..... | 218 | 170 | 24,263 | 22,777 | 2,395 | 1,033 | 804 | 239 | 28 | 4,844 | 40 | 942 |
| 29 | Remainder of County..... | 116 | 56 | 4,614 | 3,566 | 263 | 154 | 109 | 123 | 18 | 852 | 21 | 365 |
| 30 | Marion County..... | 315 | 207 | 21,390 | 19,360 | 1,666 | 794 | 601 | 379 | 46 | 4,522 | 58 | 1,324 |
| 31 | Knoxville..... | 116 | 90 | 10,639 | 10,147 | 906 | 410 | 314 | 145 | 13 | 2,310 | 23 | 658 |
| 32 | Pella..... | 99 | 71 | 7,550 | 6,944 | 599 | 288 | 226 | 123 | 7 | 1,113 | 16 | 400 |
| 33 | Remainder of County..... | 100 | 46 | 3,201 | 2,269 | 161 | 96 | 61 | 111 | 26 | 1,099 | 19 | 266 |
| 34 | Marshall County..... | 462 | 344 | 46,595 | 44,343 | 5,377 | 1,954 | 1,566 | 434 | 79 | 8,887 | 75 | 2,672 |
| 35 | Marshalltown..... | 315 | 257 | 37,545 | 36,431 | 4,865 | 1,716 | 1,372 | 278 | 50 | 7,417 | 55 | 2,116 |
| 36 | Remainder of County..... | 147 | 87 | 9,050 | 7,912 | 512 | 238 | 194 | 156 | 29 | 1,470 | 20 | 556 |
| 37 | Mills County..... | 164 | 106 | 11,144 | 10,124 | 830 | 349 | 288 | 182 | 23 | 2,280 | 25 | 687 |
| 38 | Glenwood..... | 71 | 51 | 6,720 | 6,488 | 542 | 230 | 185 | 86 | 9 | 1,370 | 9 | 410 |
| 39 | Remainder of County..... | 93 | 55 | 4,424 | 3,636 | 288 | 119 | 103 | 96 | 14 | 910 | 16 | 277 |
| 40 | Mitchell County..... | 226 | 140 | 15,309 | 13,863 | 959 | 462 | 369 | 245 | 44 | 2,997 | 40 | 817 |
| 41 | Osage..... | 102 | 72 | 9,751 | 9,325 | 682 | 297 | 250 | 110 | 13 | 1,598 | 15 | 397 |
| 42 | Remainder of County..... | 124 | 68 | 5,558 | 4,538 | 277 | 165 | 119 | 135 | 31 | 1,399 | 25 | 420 |
| 43 | Monona County..... | 226 | 152 | 16,294 | 14,506 | 1,327 | 617 | 508 | 231 | 30 | 3,427 | 41 | 1,024 |
| 44 | Onawa..... | 83 | 57 | 6,172 | 5,784 | 495 | 201 | 163 | 86 | 7 | 1,627 | 14 | 382 |
| 45 | Remainder of County..... | 143 | 95 | 10,122 | 8,722 | 832 | 416 | 345 | 145 | 23 | 1,800 | 27 | 642 |
| 46 | Monroe County..... | 159 | 91 | 10,230 | 8,838 | 697 | 351 | 245 | 180 | 29 | 2,384 | 30 | 567 |
| 47 | Albia..... | 113 | 77 | 8,968 | 8,260 | 666 | 331 | 227 | 128 | 19 | 1,940 | 21 | 453 |
| 48 | Remainder of County..... | 46 | 14 | 1,252 | 578 | 31 | 20 | 18 | 52 | 10 | 444 | 9 | 114 |
| 49 | Montgomery County..... | 244 | 176 | 20,493 | 18,947 | 1,738 | 764 | 607 | 269 | 24 | 4,143 | 40 | 1,114 |
| 50 | Red Oak..... | 150 | 114 | 14,996 | 13,940 | 1,331 | 565 | 446 | 154 | 11 | 3,003 | 25 | 788 |
| 51 | Remainder of County..... | 94 | 62 | 5,497 | 5,007 | 407 | 199 | 161 | 115 | 13 | 1,140 | 15 | 326 |
| 52 | Muscatine County..... | 437 | 315 | 40,750 | 38,402 | 3,578 | 1,617 | 1,178 | 485 | 82 | 8,205 | 84 | 2,224 |
| 53 | Muscatine..... | 299 | 233 | 31,543 | 30,329 | 2,965 | 1,341 | 969 | 323 | 64 | 6,584 | 50 | 1,506 |
| 54 | Remainder of County..... | 138 | 82 | 9,207 | 8,073 | 613 | 276 | 209 | 162 | 18 | 1,621 | 34 | 718 |
| 55 | O'Brien County..... | 345 | 233 | 25,912 | 23,626 | 1,692 | 750 | 588 | 373 | 50 | 4,626 | 53 | 1,557 |
| 56 | Sheldon..... | 112 | 80 | 10,301 | 9,495 | 864 | 367 | 293 | 115 | 14 | 1,917 | 20 | 479 |
| 57 | Remainder of County..... | 233 | 153 | 15,611 | 14,131 | 828 | 383 | 295 | 258 | 36 | 2,709 | 33 | 1,078 |
| 58 | Osceola County..... | 162 | 100 | 11,187 | 10,221 | 670 | 322 | 258 | 166 | 19 | 1,740 | 33 | 542 |
| 59 | Sibley..... | 74 | 52 | 5,845 | 5,497 | 425 | 215 | 166 | 71 | 8 | 959 | 14 | 278 |
| 60 | Remainder of County..... | 88 | 48 | 5,342 | 4,724 | 245 | 107 | 92 | 95 | 11 | 781 | 19 | 264 |
| 61 | Page County..... | 311 | 207 | 31,988 | 30,070 | 3,334 | 1,288 | 1,048 | 315 | 47 | 5,502 | 44 | 1,176 |
| 62 | Clarinda..... | 101 | 69 | 12,564 | 12,138 | 1,194 | 436 | 356 | 109 | 11 | 1,987 | 12 | 398 |
| 63 | Shenandoah..... | 141 | 103 | 15,954 | 15,328 | 1,982 | 744 | 627 | 130 | 21 | 2,878 | 24 | 622 |
| 64 | Remainder of County..... | 69 | 35 | 3,470 | 2,604 | 158 | 108 | 63 | 76 | 15 | 637 | 8 | 156 |
| 65 | Palo Alto County..... | 231 | 157 | 17,844 | 16,176 | 1,158 | 572 | 444 | 243 | 26 | 2,735 | 51 | 1,189 |
| 66 | Emetsburg..... | 92 | 66 | 8,397 | 7,927 | 660 | 323 | 240 | 99 | 10 | 1,436 | 18 | 582 |
| 67 | Remainder of County..... | 139 | 91 | 9,447 | 8,249 | 498 | 249 | 204 | 144 | 16 | 1,299 | 33 | 607 |

Standard Notes: (D) Withheld to avoid disclosure. (NA) Not available. XXX Not applicable. (Z) Less than \$500. ... Represents zero.

CITIES OF 2,500 INHABITANTS OR MORE — Continued

Kind-of-Business Group — Establishments and Sales

| Kind-of-business group—Continued | | | | | | | | | | | | | | | | | Line No. | |
|----------------------------------|-----------------|-----------------------------|-----------------|--|-----------------|------------------------|-----------------|---------------------------|-----------------|---|-----------------|---------------------------------|-----------------|---------------------------|-----------------|---------------------------|----------|-----------------|
| General merchandise group | | Apparel, accessories stores | | Furniture, home furnishings, appliance dealers | | Automotive group | | Gasoline service stations | | Lumber, bldg. mats., hardware, farm equipment dealers | | Drug stores, proprietary stores | | Other retail stores | | Nonstore retailers | | |
| Estab-lish-ments (Number) | Sales (\$1,000) | Estab-lish-ments (Number) | Sales (\$1,000) | Estab-lish-ments (Number) | Sales (\$1,000) | Estab-lish-ments (No.) | Sales (\$1,000) | Estab-lish-ments (Number) | Sales (\$1,000) | Estab-lish-ments (Number) | Sales (\$1,000) | Estab-lish-ments (No.) | Sales (\$1,000) | Estab-lish-ments (Number) | Sales (\$1,000) | Estab-lish-ments (Number) | | Sales (\$1,000) |
| 8 | 1,080 | 15 | 623 | 13 | 765 | 17 | 3,032 | 55 | 1,646 | 46 | 5,517 | 8 | 383 | 42 | 3,603 | 15 | 434 | 1 |
| 3 | (D) | 10 | 323 | 4 | 183 | 4 | 1,362 | 12 | 548 | 12 | 1,283 | 2 | (D) | 18 | 704 | 4 | 44 | 2 |
| 2 | (D) | 5 | 300 | 5 | 330 | 7 | 980 | 13 | 549 | 15 | 2,194 | 2 | (D) | 13 | 1,514 | 5 | 336 | 3 |
| 3 | 297 | ... | ... | 4 | 252 | 6 | 690 | 30 | 549 | 19 | 2,040 | 4 | 109 | 11 | 1,385 | 6 | 54 | 4 |
| 10 | 672 | 10 | 344 | 18 | 423 | 21 | 3,414 | 44 | 1,129 | 47 | 3,958 | 8 | 327 | 33 | 3,031 | 17 | 174 | 5 |
| 28 | 1,877 | 12 | 684 | 31 | 1,176 | 24 | 5,453 | 49 | 2,283 | 52 | 7,086 | 10 | 478 | 30 | 3,857 | 18 | 138 | 6 |
| 8 | 1,048 | 11 | (D) | 13 | 755 | 10 | 3,404 | 10 | 639 | 11 | 2,240 | 3 | (D) | 14 | 1,156 | 10 | 72 | 7 |
| 20 | 829 | 1 | (D) | 18 | 421 | 14 | 2,049 | 39 | 1,644 | 41 | 4,846 | 7 | (D) | 16 | 2,701 | 8 | 66 | 8 |
| 21 | 3,214 | 48 | 3,025 | 38 | 2,431 | 32 | 7,044 | 47 | 2,699 | 50 | 4,820 | 16 | 1,344 | 70 | 3,675 | 27 | 485 | 9 |
| 7 | 1,024 | 24 | 1,209 | 16 | 874 | 15 | 3,197 | 12 | 901 | 17 | 992 | 7 | 639 | 26 | 1,717 | 6 | 274 | 10 |
| 7 | 1,980 | 22 | (D) | 19 | (D) | 15 | (D) | 22 | 1,238 | 15 | 1,190 | 5 | 614 | 30 | 1,281 | 17 | 197 | 11 |
| 7 | 210 | 2 | (D) | 3 | (D) | 2 | (D) | 13 | 560 | 18 | 2,638 | 4 | 91 | 14 | 677 | 4 | 14 | 12 |
| 28 | 16,031 | 65 | 11,355 | 87 | 11,817 | 59 | 25,699 | 141 | 8,598 | 101 | 15,465 | 36 | 5,217 | 144 | 16,385 | 80 | 2,096 | 13 |
| 15 | 15,401 | 59 | 11,004 | 69 | 11,001 | 46 | 23,165 | 95 | 5,771 | 54 | 10,141 | 26 | 4,757 | 108 | 11,099 | 62 | 1,888 | 14 |
| 3 | 233 | 4 | (D) | 5 | 440 | 3 | 657 | 8 | 594 | 9 | 891 | 2 | (D) | 12 | 1,560 | 5 | 90 | 15 |
| 10 | 397 | 2 | (D) | 13 | 376 | 10 | 1,877 | 38 | 2,233 | 38 | 4,433 | 8 | (D) | 24 | 3,726 | 13 | 118 | 16 |
| 6 | 167 | 6 | 375 | 7 | 225 | 13 | 2,830 | 22 | 1,011 | 21 | 2,444 | 9 | 299 | 14 | 729 | 4 | 30 | 17 |
| 7 | 1,055 | 7 | 447 | 10 | 385 | 15 | 2,243 | 21 | 1,207 | 13 | 1,152 | 4 | 192 | 23 | (D) | 2 | (D) | 18 |
| 7 | 1,055 | 7 | 447 | 8 | (D) | 12 | (D) | 15 | 1,063 | 11 | (D) | 4 | 192 | 21 | 892 | 2 | (D) | 19 |
| ... | ... | ... | ... | 2 | (D) | 3 | (D) | 5 | 144 | 2 | (D) | ... | ... | 2 | (D) | ... | ... | 20 |
| 8 | 503 | 7 | 350 | 8 | 410 | 10 | 2,247 | 24 | 921 | 44 | 3,439 | 6 | 261 | 20 | 2,242 | 14 | 128 | 21 |
| 4 | 347 | 5 | (D) | 5 | 346 | 6 | 1,212 | 8 | 344 | 12 | 1,181 | 3 | 179 | 5 | (D) | ... | ... | 22 |
| 4 | 156 | 2 | (D) | 3 | 64 | 4 | 1,035 | 16 | 577 | 32 | 2,658 | 3 | 82 | 15 | (D) | 14 | 128 | 23 |
| 9 | 677 | 6 | 347 | 9 | 365 | 13 | 2,777 | 25 | 990 | 28 | 2,462 | 8 | 510 | 26 | 3,165 | 8 | 92 | 24 |
| 5 | 531 | 5 | (D) | 7 | (D) | 10 | (D) | 14 | 688 | 16 | 1,425 | 5 | 439 | 18 | 1,980 | 4 | 12 | 25 |
| 4 | 146 | 1 | (D) | 2 | (D) | 3 | (D) | 11 | 302 | 12 | 1,037 | 3 | 71 | 8 | 1,185 | 4 | 80 | 26 |
| 12 | 2,734 | 21 | 1,471 | 24 | 1,461 | 21 | 5,308 | 46 | 1,887 | 34 | 3,309 | 7 | 674 | 44 | 4,781 | 18 | 209 | 27 |
| 7 | 2,630 | 20 | (D) | 17 | 1,310 | 16 | 4,929 | 25 | 1,302 | 17 | 2,339 | 6 | (D) | 32 | (D) | 10 | 159 | 28 |
| 5 | 104 | 1 | (D) | 7 | 151 | 5 | 379 | 21 | 585 | 17 | 970 | 1 | (D) | 12 | (D) | 8 | 50 | 29 |
| 19 | 1,335 | 14 | 775 | 18 | 1,092 | 17 | 3,068 | 40 | 1,721 | 36 | 4,435 | 15 | 629 | 39 | 2,213 | 13 | 276 | 30 |
| 5 | 539 | 7 | 404 | 6 | 450 | 7 | 1,807 | 10 | 628 | 12 | 2,080 | 6 | 329 | 22 | 1,268 | 5 | 166 | 31 |
| 4 | 326 | 6 | (D) | 7 | 518 | 8 | (D) | 17 | 730 | 11 | 1,709 | 5 | 215 | 14 | 866 | 4 | (D) | 32 |
| 10 | 470 | 1 | (D) | 5 | 124 | 2 | (D) | 13 | 363 | 13 | 646 | 4 | 85 | 3 | 79 | 4 | (D) | 33 |
| 15 | 5,175 | 33 | 2,887 | 21 | 1,698 | 26 | 8,088 | 64 | 3,036 | 51 | 6,480 | 14 | 1,625 | 63 | 5,720 | 21 | 327 | 34 |
| 13 | (D) | 31 | (D) | 17 | 1,608 | 21 | 7,312 | 32 | 2,209 | 26 | 3,990 | 10 | 1,554 | 48 | 3,159 | 12 | 202 | 35 |
| 2 | (D) | 2 | 90 | 4 | 90 | 5 | 776 | 32 | 827 | 25 | 2,490 | 4 | 71 | 15 | 2,561 | 9 | 125 | 36 |
| 10 | 339 | 6 | 260 | 6 | 308 | 9 | 3,046 | 25 | 1,034 | 26 | 2,161 | 6 | 280 | 18 | 676 | 10 | 73 | 37 |
| 5 | 241 | 4 | (D) | 5 | (D) | 4 | 2,433 | 11 | 427 | 9 | 800 | 2 | (D) | 7 | 360 | 5 | 20 | 38 |
| 5 | 98 | 2 | (D) | 1 | (D) | 5 | 613 | 14 | 607 | 17 | 1,361 | 4 | 11 | 11 | 316 | 4 | 53 | 39 |
| 15 | 767 | 12 | 569 | 11 | 847 | 9 | 1,827 | 24 | 929 | 36 | 4,177 | 5 | 228 | 10 | 1,995 | 20 | 156 | 40 |
| 2 | (D) | 9 | 479 | 4 | 736 | 7 | (D) | 10 | 530 | 17 | 2,068 | 3 | (D) | 8 | (D) | 14 | 86 | 41 |
| 13 | (D) | 3 | 90 | 7 | 111 | 2 | (D) | 14 | 399 | 19 | 2,109 | 2 | (D) | 2 | (D) | 6 | 70 | 42 |
| 11 | 616 | 10 | 469 | 16 | 632 | 14 | 2,713 | 19 | 742 | 40 | 4,089 | 5 | 323 | 26 | 1,931 | 14 | 328 | 43 |
| 4 | 179 | 7 | 322 | 7 | 275 | 7 | 1,024 | 9 | 356 | 13 | 1,397 | 1 | (D) | 8 | (D) | 6 | 46 | 44 |
| 7 | 437 | 3 | 147 | 9 | 357 | 7 | 1,689 | 10 | 386 | 27 | 2,692 | 4 | (D) | 18 | (D) | 8 | 282 | 45 |
| 10 | 578 | 8 | 335 | 4 | (D) | 12 | 2,466 | 19 | 678 | 21 | 1,066 | 5 | 190 | 19 | 1,821 | 2 | (D) | 46 |
| 4 | 432 | 8 | 335 | 3 | 134 | 11 | (D) | 10 | 433 | 17 | 939 | 3 | (D) | 17 | (D) | ... | ... | 47 |
| 6 | 146 | ... | ... | 1 | (D) | 1 | (D) | 9 | 245 | 4 | 127 | 2 | (D) | 2 | (D) | 2 | (D) | 48 |
| 15 | 1,180 | 14 | 638 | 24 | 871 | 17 | 4,406 | 31 | 1,770 | 34 | 4,263 | 8 | 532 | 24 | 1,462 | 13 | 114 | 49 |
| 7 | 939 | 11 | 537 | 16 | 680 | 12 | 3,619 | 20 | 933 | 20 | 3,231 | 4 | 385 | 17 | 789 | 7 | 92 | 50 |
| 8 | 241 | 3 | 101 | 8 | 191 | 5 | 787 | 11 | 837 | 14 | 1,032 | 4 | 147 | 7 | 673 | 6 | 22 | 51 |
| 15 | 2,885 | 20 | 1,810 | 17 | 1,857 | 19 | 7,594 | 57 | 2,689 | 44 | 5,378 | 13 | 733 | 66 | 6,988 | 20 | 387 | 52 |
| 9 | 2,740 | 18 | (D) | 13 | 1,608 | 17 | (D) | 40 | 2,054 | 22 | 3,154 | 9 | 541 | 45 | 4,988 | 12 | 329 | 53 |
| 6 | 145 | 2 | (D) | 4 | 249 | 2 | (D) | 17 | 635 | 22 | 2,224 | 4 | 192 | 21 | 2,000 | 8 | 58 | 54 |
| 18 | 1,571 | 21 | 953 | 19 | 707 | 28 | 3,797 | 36 | 1,498 | 61 | 7,011 | 6 | 420 | 40 | 3,589 | 13 | 183 | 55 |
| 5 | 1,014 | 10 | 607 | 5 | 304 | 13 | 2,096 | 10 | 326 | 20 | 2,743 | 2 | (D) | 13 | (D) | ... | ... | 56 |
| 13 | 557 | 11 | 346 | 14 | 403 | 15 | 1,701 | 26 | 1,172 | 41 | 4,268 | 4 | (D) | 27 | (D) | 13 | 183 | 57 |
| 9 | 503 | 7 | 292 | 9 | 455 | 8 | 2,191 | 18 | 780 | 30 | 2,286 | 5 | 190 | 14 | 2,134 | 10 | 74 | 58 |
| 3 | 324 | 4 | 241 | 4 | 342 | 4 | (D) | 9 | 450 | 12 | 1,349 | 2 | (D) | 5 | (D) | 8 | (D) | 59 |
| 6 | 179 | 3 | 51 | 5 | 113 | 4 | (D) | 9 | 330 | 18 | 937 | 3 | (D) | 8 | (D) | 2 | (D) | 60 |
| 10 | 2,193 | 21 | 1,334 | 21 | 1,067 | 22 | 4,879 | 49 | 1,903 | 44 | 4,311 | 9 | (D) | 29 | 3,524 | 15 | (D) | 61 |
| 5 | 706 | 7 | 580 | 9 | (D) | 9 | 2,238 | 14 | 629 | 16 | 1,319 | 4 | 313 | 10 | 1,331 | 4 | (D) | 62 |
| 5 | 1,487 | 14 | 754 | 10 | 759 | 12 | (D) | 15 | 552 | 14 | 2,076 | 3 | 498 | 14 | 1,511 | 9 | (D) | 63 |
| ... | ... | ... | ... | 2 | (D) | 1 | (D) | 20 | 722 | 14 | 916 | 2 | (D) | 5 | 682 | 2 | (D) | 64 |
| 12 | 797 | 10 | 689 | 7 | 430 | 7 | 1,893 | 33 | 1,211 | 50 | 4,643 | 6 | 303 | 21 | 3,860 | 8 | 96 | 65 |
| 5 | 416 | 8 | (D) | 4 | 288 | 5 | (D) | 10 | 539 | 16 | 1,388 | 3 | 163 | 11 | 1,395 | 2 | (D) | 66 |
| 7 | 381 | 2 | (D) | 3 | 142 | 2 | (D) | 23 | 672 | 34 | 3,255 | 3 | 138 | 10 | 2,465 | 6 | (D) | 67 |

RETAIL TRADE—AREA STATISTICS

Table 102. RETAIL TRADE: 1954 — COUNTIES;
Total Retail — Establishments, Sales, Payroll, and Personnel;

| Line No. | County and city | Total | | | | | | | Kind-of-business group | | | | |
|----------|---------------------------|----------------|-----------------------|-------------------------------------|---------------------------------------|--------------------------------|--|------------------------|---|-------------------------|-----------------|-------------------------|-----------------|
| | | Establishments | | Sales | | Payroll, entire year (\$1,000) | Paid employees, workweek ended nearest Nov. 15 | | Proprietors (unincorporated businesses only) (Number) | Food stores | | Eating, drinking places | |
| | | Total (Number) | With payroll (Number) | Total, all establishments (\$1,000) | Establishments with payroll (\$1,000) | | Total (Number) | Full workweek (Number) | | Establishments (Number) | Sales (\$1,000) | Establishments (Number) | Sales (\$1,000) |
| 1 | Plymouth County..... | 364 | 244 | 28,834 | 26,250 | 1,915 | 903 | 695 | 392 | 46 | 4,506 | 88 | 2,029 |
| 2 | Le Mars..... | 149 | 103 | 12,180 | 11,308 | 994 | 443 | 334 | 162 | 16 | 2,461 | 30 | 943 |
| 3 | Remainder of County..... | 215 | 141 | 16,654 | 14,942 | 921 | 460 | 361 | 230 | 30 | 2,045 | 58 | 1,156 |
| 4 | Pocahontas County..... | 247 | 171 | 16,665 | 15,047 | 1,023 | 469 | 389 | 270 | 28 | 3,025 | 35 | 768 |
| 5 | Polk County..... | 2,567 | 1,767 | 309,954 | 295,520 | 35,469 | 14,293 | 11,520 | 2,659 | 471 | 61,545 | 534 | 20,756 |
| 6 | Des Moines..... | 2,263 | 1,551 | 284,225 | 271,363 | 33,582 | 13,475 | 10,896 | 2,345 | 422 | 55,543 | 475 | 19,155 |
| 7 | West Des Moines..... | 72 | 56 | 6,180 | 5,818 | 506 | 207 | 155 | 70 | 12 | 1,547 | 9 | 302 |
| 8 | Remainder of County..... | 232 | 160 | 19,549 | 18,339 | 1,381 | 611 | 469 | 244 | 37 | 4,455 | 50 | 1,299 |
| 9 | Pottawattamie County..... | 738 | 514 | 68,596 | 63,626 | 6,362 | 2,505 | 2,030 | 790 | 124 | 16,573 | 180 | 5,918 |
| 10 | Council Bluffs..... | 490 | 348 | 51,790 | 48,664 | 5,303 | 2,034 | 1,674 | 520 | 96 | 13,062 | 121 | 4,527 |
| 11 | Remainder of County..... | 248 | 166 | 16,806 | 14,962 | 1,059 | 471 | 356 | 270 | 28 | 3,511 | 59 | 1,391 |
| 12 | Poweshiek County..... | 247 | 181 | 19,650 | 18,652 | 1,633 | 719 | 548 | 281 | 36 | 4,288 | 35 | 1,091 |
| 13 | Grinnell..... | 115 | 87 | 10,437 | 10,059 | 1,006 | 423 | 315 | 117 | 13 | 2,498 | 16 | 625 |
| 14 | Remainder of County..... | 132 | 94 | 9,213 | 8,593 | 627 | 296 | 233 | 164 | 23 | 1,790 | 19 | 466 |
| 15 | Ringgold County..... | 90 | 64 | 5,912 | 5,320 | 384 | 183 | 134 | 100 | 9 | 1,131 | 12 | 179 |
| 16 | Sac County..... | 307 | 205 | 21,649 | 19,823 | 1,394 | 653 | 535 | 329 | 35 | 3,470 | 47 | 1,064 |
| 17 | Sac City..... | 96 | 70 | 8,213 | 7,771 | 626 | 270 | 224 | 104 | 11 | 1,296 | 14 | 358 |
| 18 | Remainder of County..... | 211 | 135 | 13,436 | 12,052 | 768 | 383 | 311 | 225 | 24 | 2,174 | 33 | 706 |
| 19 | Scott County..... | 1,130 | 816 | 136,599 | 130,505 | 16,263 | 6,335 | 4,845 | 1,094 | 201 | 26,520 | 275 | 10,353 |
| 20 | Bettendorf..... | 86 | 66 | 8,052 | 7,348 | 768 | 319 | 239 | 86 | 15 | 3,060 | 20 | 836 |
| 21 | Davenport..... | 887 | 661 | 113,689 | 109,561 | 14,385 | 5,648 | 4,300 | 836 | 155 | 21,913 | 214 | 8,507 |
| 22 | Remainder of County..... | 157 | 89 | 14,848 | 13,596 | 1,110 | 368 | 306 | 172 | 31 | 1,547 | 41 | 1,010 |
| 23 | Shelby County..... | 206 | 148 | 15,312 | 14,206 | 1,174 | 490 | 412 | 216 | 20 | 1,803 | 41 | 1,129 |
| 24 | Harlan..... | 91 | 81 | 9,200 | 9,046 | 867 | 346 | 292 | 89 | 5 | 1,124 | 18 | 556 |
| 25 | Remainder of County..... | 115 | 67 | 6,112 | 5,160 | 307 | 144 | 120 | 127 | 15 | 679 | 23 | 573 |
| 26 | Sioux County..... | 350 | 236 | 28,810 | 26,240 | 1,674 | 785 | 624 | 392 | 52 | 4,218 | 39 | 1,159 |
| 27 | Hawarden..... | 69 | 49 | 5,689 | 5,161 | 399 | 197 | 143 | 77 | 11 | 1,022 | 8 | 275 |
| 28 | Remainder of County..... | 281 | 187 | 23,121 | 21,079 | 1,275 | 588 | 481 | 315 | 41 | 3,196 | 31 | 884 |
| 29 | Story County..... | 546 | 380 | 50,060 | 46,454 | 4,351 | 1,859 | 1,392 | 580 | 81 | 12,142 | 102 | 2,454 |
| 30 | Ames..... | 239 | 185 | 28,901 | 28,017 | 2,803 | 1,210 | 871 | 236 | 29 | 8,050 | 47 | 1,401 |
| 31 | Nevada..... | 85 | 65 | 9,123 | 8,009 | 703 | 294 | 243 | 84 | 14 | 1,327 | 14 | 339 |
| 32 | Remainder of County..... | 222 | 130 | 12,036 | 10,428 | 845 | 355 | 278 | 260 | 38 | 2,765 | 41 | 714 |
| 33 | Tama County..... | 321 | 233 | 22,876 | 20,970 | 1,438 | 679 | 536 | 350 | 45 | 3,749 | 52 | 1,345 |
| 34 | Tama..... | 86 | 66 | 5,316 | 4,660 | 346 | 186 | 146 | 108 | 20 | 1,737 | 14 | 400 |
| 35 | Remainder of County..... | 235 | 167 | 17,560 | 16,310 | 1,092 | 493 | 390 | 242 | 25 | 2,012 | 38 | 945 |
| 36 | Taylor County..... | 130 | 84 | 7,637 | 6,863 | 507 | 254 | 206 | 142 | 17 | 1,437 | 13 | 308 |
| 37 | Union County..... | 246 | 160 | 15,570 | 13,948 | 1,345 | 676 | 493 | 262 | 51 | 3,544 | 44 | 1,054 |
| 38 | Creston..... | 170 | 116 | 12,087 | 11,127 | 1,134 | 576 | 422 | 165 | 40 | 2,719 | 31 | 839 |
| 39 | Remainder of County..... | 76 | 44 | 3,483 | 2,821 | 211 | 100 | 71 | 97 | 11 | 625 | 13 | 215 |
| 40 | Van Buren County..... | 175 | 87 | 8,848 | 7,088 | 449 | 216 | 172 | 200 | 31 | 2,039 | 29 | 532 |
| 41 | Wapello County..... | 533 | 385 | 45,962 | 43,550 | 4,760 | 2,129 | 1,696 | 562 | 86 | 10,842 | 109 | 3,134 |
| 42 | Ottumwa..... | 433 | 317 | 40,306 | 38,468 | 4,357 | 1,938 | 1,542 | 447 | 74 | 10,017 | 88 | 2,728 |
| 43 | Remainder of County..... | 100 | 68 | 5,656 | 5,082 | 403 | 191 | 154 | 115 | 12 | 825 | 21 | 406 |
| 44 | Warren County..... | 223 | 133 | 14,262 | 12,714 | 1,049 | 447 | 355 | 257 | 33 | 3,365 | 37 | 967 |
| 45 | Indianola..... | 119 | 81 | 9,940 | 9,124 | 780 | 328 | 259 | 135 | 16 | 2,148 | 18 | 763 |
| 46 | Remainder of County..... | 104 | 52 | 4,322 | 3,590 | 269 | 119 | 96 | 122 | 17 | 1,217 | 19 | 204 |
| 47 | Washington County..... | 344 | 236 | 27,409 | 25,033 | 1,929 | 854 | 645 | 366 | 46 | 3,557 | 46 | 1,203 |
| 48 | Washington..... | 158 | 120 | 14,164 | 13,424 | 1,210 | 545 | 404 | 174 | 20 | 2,400 | 23 | 677 |
| 49 | Remainder of County..... | 186 | 116 | 13,245 | 11,609 | 719 | 309 | 241 | 192 | 26 | 1,157 | 23 | 526 |
| 50 | Wayne County..... | 154 | 100 | 9,299 | 7,907 | 520 | 279 | 215 | 183 | 21 | 1,892 | 21 | 450 |
| 51 | Webster County..... | 584 | 404 | 58,084 | 54,792 | 5,831 | 2,527 | 1,957 | 594 | 100 | 11,481 | 112 | 3,626 |
| 52 | Fort Dodge..... | 406 | 294 | 46,991 | 45,037 | 5,057 | 2,174 | 1,712 | 412 | 64 | 9,829 | 81 | 2,611 |
| 53 | Remainder of County..... | 178 | 110 | 11,093 | 9,755 | 774 | 353 | 245 | 182 | 36 | 1,652 | 31 | 1,015 |
| 54 | Winnebago County..... | 235 | 147 | 16,434 | 14,130 | 1,192 | 543 | 461 | 255 | 37 | 3,454 | 45 | 1,179 |
| 55 | Forest City..... | 80 | 58 | 6,958 | 6,386 | 653 | 280 | 252 | 94 | 7 | 1,116 | 17 | 644 |
| 56 | Remainder of County..... | 155 | 89 | 9,476 | 7,744 | 539 | 263 | 209 | 161 | 30 | 2,338 | 28 | 535 |
| 57 | Winneshiek County..... | 296 | 202 | 19,558 | 16,624 | 1,302 | 686 | 497 | 302 | 50 | 3,491 | 50 | 1,364 |
| 58 | Decorah..... | 172 | 130 | 13,351 | 11,681 | 984 | 518 | 368 | 172 | 28 | 2,285 | 28 | 870 |
| 59 | Remainder of County..... | 124 | 72 | 6,207 | 4,943 | 318 | 168 | 129 | 130 | 22 | 1,206 | 22 | 494 |
| 60 | Woodbury County..... | 1,260 | 916 | 149,041 | 142,449 | 17,014 | 6,614 | 5,343 | 1,251 | 224 | 27,466 | 289 | 10,743 |
| 61 | Sioux City..... | 1,014 | 772 | 136,544 | 131,562 | 16,272 | 6,239 | 5,041 | 993 | 194 | 25,370 | 233 | 9,500 |
| 62 | Remainder of County..... | 246 | 144 | 12,497 | 10,887 | 742 | 375 | 302 | 258 | 30 | 2,096 | 56 | 1,243 |
| 63 | Worth County..... | 163 | 101 | 9,106 | 7,776 | 464 | 246 | 194 | 176 | 30 | 1,895 | 39 | 714 |
| 64 | Wright County..... | 306 | 200 | 23,502 | 22,004 | 1,543 | 740 | 582 | 332 | 40 | 4,583 | 56 | 1,261 |
| 65 | Clarion..... | 90 | 64 | 6,778 | 6,440 | 478 | 216 | 172 | 94 | 12 | 1,355 | 11 | 292 |
| 66 | Eagle Grove..... | 72 | 56 | 6,121 | 5,865 | 445 | 239 | 188 | 80 | 14 | 1,305 | 15 | 351 |
| 67 | Remainder of County..... | 144 | 80 | 10,603 | 9,699 | 620 | 285 | 222 | 158 | 14 | 1,923 | 30 | 618 |

Standard Notes: (D) Withheld to avoid disclosure. (NA) Not available. XXX Not applicable. (Z) Less than \$500. ... Represents zero.

CITIES OF 2,500 INHABITANTS OR MORE — Continued

Kind-of-Business Group — Establishments and Sales

| Kind-of-business group—Continued | | | | | | | | | | | | | | | | | Line No. | |
|----------------------------------|-----------------|-----------------------------|-----------------|--|-----------------|----------------------|-----------------|---------------------------|-----------------|---|-----------------|---------------------------------|-----------------|-------------------------|-----------------|-------------------------|----------|-----------------|
| General merchandise group | | Apparel, accessories stores | | Furniture, home furnishings, appliance dealers | | Automotive group | | Gasoline service stations | | Lumber, bldg. mats., hardware, farm equipment dealers | | Drug stores, proprietary stores | | Other retail stores | | Nonstore retailers | | |
| Establishments (Number) | Sales (\$1,000) | Establishments (Number) | Sales (\$1,000) | Establishments (Number) | Sales (\$1,000) | Establishments (No.) | Sales (\$1,000) | Establishments (Number) | Sales (\$1,000) | Establishments (Number) | Sales (\$1,000) | Establishments (No.) | Sales (\$1,000) | Establishments (Number) | Sales (\$1,000) | Establishments (Number) | | Sales (\$1,000) |
| 10 | 830 | 20 | 895 | 18 | 1,124 | 22 | 4,668 | 47 | 2,690 | 46 | 5,779 | 12 | 708 | 44 | 5,433 | 11 | 102 | 1 |
| 2 | (D) | 13 | 681 | 9 | 523 | 11 | 2,341 | 18 | 1,228 | 21 | 2,194 | 3 | (D) | 18 | 925 | 8 | 60 | 2 |
| 8 | (D) | 7 | 214 | 9 | 601 | 11 | 2,327 | 29 | 1,462 | 25 | 3,585 | 9 | (D) | 26 | 4,508 | 3 | 42 | 3 |
| 8 | 511 | 15 | 605 | 19 | 623 | 15 | 3,359 | 37 | 1,388 | 44 | 4,777 | 9 | 400 | 27 | 1,187 | 10 | 42 | 4 |
| 53 | 41,882 | 140 | 19,418 | 148 | 15,512 | 134 | 66,858 | 309 | 21,446 | 150 | 20,490 | 118 | 10,893 | 307 | 25,144 | 203 | 6,010 | 5 |
| 43 | 41,453 | 138 | (D) | 135 | 14,524 | 123 | 60,535 | 254 | 18,885 | 109 | 16,343 | 100 | 10,067 | 276 | (D) | 188 | 5,791 | 6 |
| 3 | 187 | 2 | (D) | 6 | 227 | ••• | (D) | 12 | 636 | 10 | 1,148 | 4 | 388 | 12 | 1,142 | 2 | (D) | 7 |
| 7 | 242 | ••• | (D) | 7 | 761 | 11 | (D) | 43 | 1,925 | 31 | 2,999 | 14 | 438 | 19 | (D) | 13 | (D) | 8 |
| 18 | 3,626 | 33 | 3,637 | 38 | 2,971 | 34 | 11,893 | 112 | 6,288 | 70 | 9,929 | 30 | 2,485 | 69 | 4,125 | 30 | 1,151 | 9 |
| 13 | 3,325 | 25 | 3,238 | 26 | 2,596 | 25 | 9,717 | 60 | 3,969 | 27 | 5,817 | 21 | 2,128 | 53 | 2,408 | 23 | 1,003 | 10 |
| 5 | 301 | 8 | 399 | 12 | 375 | 9 | 2,176 | 52 | 2,319 | 43 | 4,112 | 9 | 357 | 16 | 1,717 | 7 | 148 | 11 |
| 13 | 1,065 | 14 | 621 | 8 | 868 | 19 | 3,883 | 30 | 1,275 | 40 | 3,543 | 8 | 493 | 38 | 2,459 | 6 | 64 | 12 |
| 6 | 691 | 8 | 385 | 4 | 520 | 12 | 2,525 | 16 | 569 | 9 | 1,105 | 3 | (D) | 26 | 1,185 | 2 | (D) | 13 |
| 7 | 374 | 6 | 236 | 4 | 348 | 7 | 1,358 | 14 | 706 | 31 | 2,438 | 5 | (D) | 12 | 1,274 | 4 | (D) | 14 |
| 4 | 263 | 4 | 265 | 4 | 132 | 9 | 1,611 | 13 | 524 | 14 | 1,192 | 4 | 156 | 13 | 445 | 4 | 14 | 15 |
| 14 | 557 | 16 | 739 | 17 | 1,057 | 16 | 3,539 | 42 | 1,916 | 54 | 6,139 | 7 | 359 | 38 | 2,456 | 21 | 353 | 16 |
| 2 | (D) | 9 | 594 | 5 | 426 | 5 | 1,608 | 13 | 588 | 14 | 1,954 | 2 | (D) | 11 | 984 | 10 | 120 | 17 |
| 12 | (D) | 7 | 145 | 12 | 631 | 11 | 1,931 | 29 | 1,328 | 40 | 4,185 | 5 | (D) | 27 | 1,472 | 11 | 233 | 18 |
| 29 | 20,306 | 64 | 8,437 | 61 | 7,217 | 51 | 22,615 | 113 | 8,500 | 52 | 11,108 | 32 | 4,433 | 159 | 14,163 | 93 | 2,947 | 19 |
| 1 | (D) | 1 | (D) | 3 | (D) | 1 | 1,286 | 14 | 907 | 6 | 586 | 3 | 325 | 10 | 236 | 5 | (D) | 20 |
| 19 | 19,735 | 63 | (D) | 56 | 7,003 | 37 | 19,777 | 82 | 6,658 | 28 | 5,982 | 29 | 4,108 | 126 | 9,387 | 78 | (D) | 21 |
| 9 | (D) | ••• | ••• | 2 | (D) | 6 | 1,552 | 17 | 935 | 18 | 4,540 | ••• | ••• | 23 | 4,540 | 10 | 88 | 22 |
| 10 | 1,031 | 10 | 423 | 7 | 416 | 10 | 2,789 | 26 | 998 | 40 | 3,596 | 6 | 361 | 26 | 2,086 | 10 | 680 | 23 |
| 2 | (D) | 10 | 423 | 4 | (D) | 8 | (D) | 9 | 618 | 14 | 1,382 | 5 | (D) | 11 | 1,064 | 5 | (D) | 24 |
| 8 | (D) | ••• | ••• | 3 | (D) | 2 | (D) | 17 | 380 | 26 | 2,214 | 1 | (D) | 15 | 1,022 | 5 | (D) | 25 |
| 16 | 1,243 | 14 | 667 | 27 | 1,243 | 26 | 4,847 | 27 | 1,762 | 58 | 6,513 | 8 | 580 | 46 | 6,149 | 37 | 429 | 26 |
| 3 | 273 | 7 | 450 | 8 | 238 | 8 | 1,011 | 5 | 324 | 8 | 1,192 | 2 | (D) | 5 | (D) | 8 | 74 | 27 |
| 13 | 970 | 7 | 217 | 21 | 1,005 | 20 | 3,836 | 22 | 1,438 | 50 | 5,321 | 6 | (D) | 41 | (D) | 29 | 355 | 28 |
| 16 | 3,227 | 35 | 2,386 | 39 | 2,263 | 34 | 8,902 | 66 | 3,788 | 57 | 6,464 | 25 | 1,426 | 67 | 6,504 | 24 | 504 | 29 |
| 9 | 3,009 | 23 | 1,654 | 19 | 1,239 | 16 | 5,819 | 27 | 2,299 | 14 | 2,014 | 9 | 933 | 34 | 2,065 | 12 | 418 | 30 |
| 1 | (D) | 7 | 562 | 6 | 630 | 5 | 1,648 | 8 | 559 | 11 | 1,412 | 3 | 239 | 12 | (D) | 4 | 14 | 31 |
| 6 | (D) | 5 | 170 | 14 | 394 | 13 | 1,435 | 31 | 930 | 32 | 3,038 | 13 | 254 | 21 | (D) | 8 | 72 | 32 |
| 14 | 893 | 18 | 491 | 13 | 783 | 19 | 3,495 | 38 | 1,480 | 58 | 5,488 | 15 | 503 | 44 | 4,606 | 5 | 43 | 33 |
| 4 | 249 | 7 | 269 | 3 | 275 | 4 | 515 | 10 | 285 | 7 | 727 | 3 | 104 | 12 | (D) | 2 | (D) | 34 |
| 10 | 644 | 11 | 222 | 10 | 508 | 15 | 2,980 | 28 | 1,195 | 51 | 4,761 | 12 | 399 | 32 | (D) | 3 | (D) | 35 |
| 5 | 542 | 7 | 509 | 9 | 150 | 5 | 1,140 | 12 | 284 | 24 | 1,858 | 7 | 221 | 25 | 1,154 | 6 | 34 | 36 |
| 9 | 1,244 | 11 | 751 | 14 | 779 | 11 | 3,082 | 36 | 961 | 26 | 2,245 | 10 | 536 | 30 | 1,300 | 4 | 74 | 37 |
| 6 | 1,189 | 10 | (D) | 12 | (D) | 7 | 2,556 | 20 | 559 | 15 | 1,573 | 7 | 436 | 20 | 765 | 2 | (D) | 38 |
| 3 | 55 | 1 | (D) | 2 | (D) | 4 | 526 | 16 | 402 | 11 | 672 | 3 | 100 | 10 | 535 | 2 | (D) | 39 |
| 9 | 549 | ••• | ••• | 6 | 171 | 10 | 1,919 | 37 | 898 | 18 | 1,406 | 4 | 108 | 19 | 1,148 | 12 | 78 | 40 |
| 17 | 4,386 | 38 | 3,362 | 30 | 2,820 | 29 | 8,008 | 65 | 3,106 | 52 | 4,114 | 14 | 1,765 | 69 | 4,115 | 24 | 310 | 41 |
| 13 | 4,255 | 36 | (D) | 29 | (D) | 23 | 7,321 | 54 | 2,711 | 29 | 2,476 | 11 | 1,713 | 58 | 3,052 | 18 | 252 | 42 |
| 4 | 131 | 2 | (D) | 1 | (D) | 6 | 687 | 11 | 395 | 23 | 1,638 | 3 | 52 | 11 | 1,063 | 6 | 58 | 43 |
| 12 | 726 | 5 | 151 | 10 | 522 | 11 | 2,622 | 40 | 1,262 | 32 | 3,072 | 4 | 178 | 22 | 1,175 | 17 | 222 | 44 |
| 4 | 476 | 5 | 151 | 5 | 388 | 9 | (D) | 19 | 630 | 16 | 1,753 | 2 | (D) | 14 | 966 | 11 | 176 | 45 |
| 8 | 250 | ••• | ••• | 5 | 134 | 2 | (D) | 21 | 632 | 16 | 1,319 | 2 | (D) | 8 | 209 | 6 | 46 | 46 |
| 11 | 1,720 | 14 | 610 | 26 | 1,047 | 22 | 4,199 | 44 | 1,876 | 54 | 5,230 | 8 | 595 | 54 | 7,170 | 19 | 202 | 47 |
| 5 | 1,167 | 14 | 610 | 16 | 775 | 10 | 2,473 | 17 | 828 | 18 | 1,707 | 5 | 483 | 23 | 2,940 | 7 | 104 | 48 |
| 6 | 553 | ••• | ••• | 10 | 272 | 12 | 1,726 | 27 | 1,048 | 36 | 3,523 | 3 | 112 | 31 | 4,230 | 12 | 98 | 49 |
| 16 | 630 | 5 | 148 | 5 | 215 | 9 | 2,051 | 27 | 914 | 25 | 1,998 | 5 | 246 | 18 | (D) | 2 | (D) | 50 |
| 19 | 8,007 | 38 | 3,914 | 32 | 2,145 | 24 | 9,067 | 68 | 3,511 | 56 | 6,845 | 14 | 1,823 | 89 | 7,202 | 32 | 463 | 51 |
| 11 | 7,733 | 37 | (D) | 24 | 1,505 | 15 | 7,924 | 44 | 2,760 | 25 | 3,514 | 9 | 1,694 | 74 | (D) | 22 | 361 | 52 |
| 8 | 274 | 1 | (D) | 8 | 640 | 9 | 1,143 | 24 | 751 | 31 | 3,331 | 5 | 129 | 15 | (D) | 10 | 102 | 53 |
| 15 | 764 | 9 | 595 | 15 | 876 | 11 | 1,707 | 38 | 1,719 | 35 | 4,636 | 6 | 324 | 14 | 1,002 | 10 | 178 | 54 |
| 4 | 365 | 5 | 406 | 5 | 503 | 7 | 1,187 | 10 | 447 | 14 | 1,899 | 1 | (D) | 8 | 239 | 2 | (D) | 55 |
| 11 | 399 | 4 | 189 | 10 | 373 | 4 | 520 | 28 | 1,272 | 21 | 2,737 | 5 | (D) | 6 | 763 | 8 | (D) | 56 |
| 13 | 1,267 | 16 | 729 | 23 | 951 | 19 | 3,722 | 47 | 1,668 | 30 | 3,318 | 6 | 403 | 34 | 2,559 | 8 | 86 | 57 |
| 6 | 808 | 16 | 729 | 18 | 749 | 12 | 2,725 | 16 | 911 | 17 | 1,784 | 4 | (D) | 21 | 2,086 | 6 | (D) | 58 |
| 7 | 459 | ••• | ••• | 5 | 202 | 7 | 997 | 31 | 757 | 13 | 1,534 | 2 | (D) | 13 | 471 | 2 | (D) | 59 |
| 33 | 25,245 | 73 | 8,000 | 66 | 5,802 | 68 | 30,147 | 142 | 8,404 | 107 | 15,090 | 48 | 4,846 | 155 | 11,502 | 55 | 1,796 | 60 |
| 22 | 24,759 | 69 | 7,910 | 60 | 5,658 | 59 | 28,270 | 109 | 7,504 | 63 | 11,853 | 35 | 4,282 | 127 | 9,762 | 43 | 1,676 | 61 |
| 11 | 486 | 4 | 90 | 6 | 144 | 9 | 1,877 | 33 | 900 | 44 | 3,237 | 13 | 564 | 28 | 1,740 | 12 | 120 | 62 |
| 8 | 422 | 1 | (D) | 5 | 157 | 7 | 1,092 | 25 | 784 | 23 | 2,005 | 5 | 128 | 14 | (D) | 6 | 42 | 63 |
| 9 | 485 | 18 | 1,059 | 18 | 713 | 17 | 3,455 | 32 | 1,570 | 44 | 6,235 | 12 | 572 | 27 | 3,303 | 33 | 266 | 64 |
| 3 | 178 | 8 | 413 | 3 | 160 | 8 | (D) | 11 | 417 | 9 | 1,446 | 3 | 191 | 14 | (D) | 8 | 42 | 65 |
| 2 | (D) | 5 | 353 | 7 | 292 | 7 | 1,531 | 4 | 440 | 10 | 1,329 | 2 | (D) | 4 | (D) | 2 | (D) | 66 |
| 4 | (D) | 5 | 293 | 8 | 261 | 2 | (D) | 17 | 713 | 25 | 3,460 | 7 | (D) | 9 | 1,923 | 23 | (D) | 67 |

RETAIL TRADE—AREA STATISTICS

Table 102A. RETAIL TRADE: 1948¹— COUNTIES; CITIES OF 2,500 INHABITANTS OR MORE

Establishments and Sales

| County and city | Establishments, 1948 (Number) | Sales, 1948 (\$1,000) | County and city | Establishments, 1948 (Number) | Sales, 1948 (\$1,000) | County and city | Establishments, 1948 (Number) | Sales, 1948 (\$1,000) |
|--------------------------|-------------------------------|-----------------------|--------------------------|-------------------------------|-----------------------|---------------------------|-------------------------------|-----------------------|
| Iowa, total..... | 32,796 | 2,539,617 | Delaware County..... | 219 | 12,108 | Lee County..... | 587 | 36,023 |
| Adair County..... | 152 | 8,399 | Manchester..... | 107 | 7,707 | Fort Madison..... | 213 | 14,467 |
| Adams County..... | 102 | 5,932 | Remainder of County..... | 112 | 4,401 | Keokuk..... | 264 | 17,401 |
| Allamakee County..... | 248 | 14,718 | Des Moines County..... | 474 | 43,054 | Remainder of County..... | 110 | 4,155 |
| Waukon..... | 96 | 6,955 | Burlington..... | 396 | 39,152 | Linn County..... | 1,058 | 117,328 |
| Remainder of County..... | 152 | 7,763 | Remainder of County..... | 78 | 3,902 | Cedar Rapids..... | 745 | 99,455 |
| Appanoose County..... | 261 | 13,362 | Dubuque County..... | 851 | 74,921 | Marion..... | 73 | 5,896 |
| Centerville..... | 154 | 10,453 | Dubuque..... | 597 | 61,897 | Remainder of County..... | 240 | 11,977 |
| Remainder of County..... | 107 | 2,909 | Remainder of County..... | 254 | 13,024 | Louisa County..... | 152 | 11,329 |
| Audubon County..... | 164 | 11,890 | Emmet County..... | 176 | 13,921 | Lucas County..... | 143 | 11,343 |
| Benton County..... | 319 | 18,770 | Estherville..... | 111 | 10,613 | Chariton..... | 106 | 7,957 |
| Belle Plaine..... | 73 | 4,147 | Remainder of County..... | 65 | 3,308 | Remainder of County..... | 37 | 3,386 |
| Vinton..... | 93 | 7,492 | Fayette County..... | 371 | 23,646 | Lyon County..... | 199 | 11,607 |
| Remainder of County..... | 153 | 7,131 | Oelwein..... | 117 | 11,610 | Rock Rapids..... | 74 | 6,546 |
| Black Hawk County..... | 1,012 | 106,896 | Remainder of County..... | 254 | 12,036 | Remainder of County..... | 125 | 5,061 |
| Cedar Falls..... | 155 | 13,104 | Floyd County..... | 280 | 18,432 | Madison County..... | 150 | 10,788 |
| Waterloo..... | 695 | 84,600 | Charles City..... | 164 | 14,234 | Winterset..... | 87 | 7,245 |
| Remainder of County..... | 162 | 9,192 | Remainder of County..... | 116 | 4,198 | Remainder of County..... | 63 | 3,543 |
| Boone County..... | 304 | 22,384 | Franklin County..... | 200 | 13,671 | Mahaska County..... | 276 | 23,444 |
| Boone..... | 173 | 15,873 | Hampton..... | 107 | 8,762 | Oskaloosa..... | 190 | 20,435 |
| Remainder of County..... | 131 | 6,511 | Remainder of County..... | 93 | 4,909 | Remainder of County..... | 86 | 3,009 |
| Bremer County..... | 256 | 18,852 | Fremont County..... | 182 | 9,150 | Marion County..... | 298 | 16,946 |
| Waverly..... | 95 | 8,489 | Greene County..... | 222 | 14,282 | Knoxville..... | 121 | 7,931 |
| Remainder of County..... | 161 | 10,363 | Jefferson..... | 107 | 9,421 | Pella..... | 80 | 5,850 |
| Duchanan County..... | 298 | 15,128 | Remainder of County..... | 115 | 4,861 | Remainder of County..... | 97 | 3,165 |
| Independence..... | 116 | 7,627 | Grundy County..... | 181 | 11,237 | Marshall County..... | 433 | 39,538 |
| Remainder of County..... | 182 | 7,501 | Guthrie County..... | 258 | 11,301 | Marshalltown..... | 287 | 32,526 |
| Buena Vista County..... | 307 | 23,497 | Hamilton County..... | 242 | 17,994 | Remainder of County..... | 146 | 7,012 |
| Storm Lake..... | 124 | 13,756 | Webster City..... | 119 | 11,848 | Mills County..... | 176 | 10,328 |
| Remainder of County..... | 183 | 9,741 | Remainder of County..... | 123 | 6,146 | Glenwood..... | 67 | 4,680 |
| Butler County..... | 258 | 16,232 | Hancock County..... | 194 | 11,670 | Remainder of County..... | 109 | 5,648 |
| Calhoun County..... | 268 | 14,032 | Hardin County..... | 402 | 26,765 | Mitchell County..... | 224 | 13,885 |
| Carroll County..... | 363 | 26,854 | Eldora..... | 80 | 6,112 | Osage..... | 93 | 7,397 |
| Carroll..... | 139 | 14,038 | Iowa Falls..... | 118 | 9,580 | Remainder of County..... | 131 | 6,488 |
| Remainder of County..... | 224 | 12,816 | Remainder of County..... | 204 | 11,073 | Monona County..... | 224 | 12,768 |
| Cass County..... | 288 | 21,008 | Harrison County..... | 282 | 15,521 | Onawa..... | 70 | 5,445 |
| Atlantic..... | 144 | 14,209 | Missouri Valley..... | 86 | 5,379 | Remainder of County..... | 154 | 7,323 |
| Remainder of County..... | 144 | 6,799 | Remainder of County..... | 196 | 10,142 | Monroe County..... | 147 | 7,529 |
| Cedar County..... | 255 | 15,562 | Henry County..... | 253 | 14,705 | Albia..... | 99 | 6,561 |
| Tipton..... | 74 | 5,327 | Mount Pleasant..... | 116 | 8,993 | Remainder of County..... | 48 | 968 |
| Remainder of County..... | 181 | 10,235 | Remainder of County..... | 137 | 5,712 | Montgomery County..... | 231 | 16,201 |
| Cerro Gordo County..... | 566 | 55,921 | Howard County..... | 204 | 11,680 | Red Oak..... | 130 | 11,613 |
| Clear Lake..... | 102 | 7,062 | Cresco..... | 105 | 7,102 | Remainder of County..... | 101 | 4,588 |
| Mason City..... | 372 | 45,345 | Remainder of County..... | 99 | 4,578 | Muscatine County..... | 436 | 34,252 |
| Remainder of County..... | 92 | 3,514 | Humboldt County..... | 183 | 11,606 | Muscatine..... | 300 | 26,801 |
| Cherokee County..... | 233 | 17,477 | Humboldt..... | 67 | 6,034 | Remainder of County..... | 136 | 7,451 |
| Cherokee..... | 118 | 12,814 | Remainder of County..... | 116 | 5,572 | O'Brien County..... | 318 | 20,638 |
| Remainder of County..... | 115 | 4,663 | Ida County..... | 174 | 11,943 | Sheldon..... | 106 | 8,903 |
| Chickasaw County..... | 230 | 14,312 | Iowa County..... | 212 | 14,703 | Remainder of County..... | 212 | 11,735 |
| New Hampton..... | 96 | 8,839 | Jackson County..... | 277 | 15,804 | Osceola County..... | 142 | 9,356 |
| Remainder of County..... | 134 | 5,473 | Maquoketa..... | 117 | 9,521 | Sibley..... | 63 | 5,268 |
| Clarke County..... | 109 | 7,618 | Remainder of County..... | 160 | 6,283 | Remainder of County..... | 79 | 4,088 |
| Osceola..... | 74 | 6,250 | Jasper County..... | 347 | 26,014 | Page County..... | 331 | 31,965 |
| Remainder of County..... | 35 | 1,368 | Newton..... | 148 | 16,663 | Clarinda..... | 112 | 14,613 |
| Clay County..... | 250 | 25,270 | Remainder of County..... | 199 | 9,351 | Shenandoah..... | 130 | 14,311 |
| Spencer..... | 144 | 19,243 | Jefferson County..... | 196 | 12,350 | Remainder of County..... | 89 | 3,041 |
| Remainder of County..... | 106 | 6,027 | Fairfield..... | 135 | 10,104 | Palo Alto County..... | 203 | 13,801 |
| Clayton County..... | 349 | 17,620 | Remainder of County..... | 61 | 2,246 | Emmetsburg..... | 84 | 7,653 |
| Clinton County..... | 647 | 52,686 | Johnson County..... | 431 | 40,853 | Remainder of County..... | 119 | 6,148 |
| Clinton..... | 403 | 37,678 | Iowa City..... | 288 | 34,981 | Plymouth County..... | 340 | 23,163 |
| Remainder of County..... | 244 | 15,008 | Remainder of County..... | 143 | 5,872 | Le Mars..... | 123 | 11,308 |
| Crawford County..... | 283 | 16,323 | Jones County..... | 270 | 17,823 | Remainder of County..... | 217 | 11,855 |
| Denison..... | 124 | 9,092 | Anamosa..... | 73 | 5,232 | Pocahontas County..... | 219 | 12,611 |
| Remainder of County..... | 159 | 7,231 | Monticello..... | 73 | 4,997 | Polk County..... | 2,274 | 264,228 |
| Dallas County..... | 371 | 21,948 | Remainder of County..... | 124 | 7,594 | Des Moines..... | 1,951 | 246,825 |
| Perry..... | 121 | 10,380 | Keokuk County..... | 252 | 14,558 | West Des Moines..... | 54 | 4,229 |
| Remainder of County..... | 250 | 11,568 | Kossuth County..... | 335 | 23,512 | Remainder of County..... | 269 | 13,174 |
| Davis County..... | 103 | 4,828 | Algona..... | 116 | 11,620 | Pottawattamie County..... | 771 | 58,278 |
| Bloomfield..... | 72 | 4,055 | Remainder of County..... | 219 | 11,892 | Council Bluffs..... | 501 | 44,715 |
| Remainder of County..... | 31 | 773 | Lee County..... | 587 | 36,023 | Remainder of County..... | 270 | 13,563 |
| Decatur County..... | 156 | 8,077 | Fort Madison..... | 213 | 14,467 | Poweshiek County..... | 218 | 16,776 |

Standard Notes: (D) Withheld to avoid disclosure. (NA) Not available.

¹Data in this table differ from those which appeared in the publications of the 1948 Census of Retail Trade. For a description of the adjustments see Comparison of 1948 and 1954 Censuses in the Introduction.

Table 102A. RETAIL TRADE: 1948¹— COUNTIES; CITIES OF 2,500 INHABITANTS OR MORE — Continued

Establishments and Sales

| County and city | Establishments, 1948 (Number) | Sales, 1948 (\$1,000) | County and city | Establishments, 1948 (Number) | Sales, 1948 (\$1,000) | County and city | Establishments, 1948 (Number) | Sales, 1948 (\$1,000) |
|--------------------------|----------------------------------|--------------------------|--------------------------|----------------------------------|--------------------------|--------------------------|----------------------------------|--------------------------|
| Ringgold County..... | 97 | 5,879 | Tama County..... | 344 | 20,255 | Wayne County..... | 160 | 7,857 |
| Sac County..... | 259 | 16,051 | Tama..... | 84 | 3,809 | Webster County..... | 529 | 49,613 |
| Sac City..... | 82 | 6,690 | Remainder of County..... | 260 | 16,446 | Fort Dodge..... | 362 | 42,620 |
| Remainder of County..... | 177 | 9,361 | Taylor County..... | 179 | 7,505 | Remainder of County..... | 167 | 6,993 |
| Scott County..... | 1,075 | 116,930 | Union County..... | 213 | 14,316 | Winnebago County..... | 198 | 13,773 |
| Bettendorf..... | 56 | 4,418 | Creston..... | 141 | 11,315 | Forest City..... | 68 | 5,406 |
| Davenport..... | 858 | 104,087 | Remainder of County..... | 72 | 3,001 | Remainder of County..... | 130 | 8,367 |
| Remainder of County..... | 161 | 8,425 | Van Buren County..... | 162 | 6,450 | Winneshiek County..... | 265 | 15,795 |
| Shelby County..... | 237 | 14,491 | Wapello County..... | 499 | 41,357 | Decorah..... | 138 | 10,331 |
| Harlan..... | 105 | 9,137 | Ottumwa..... | 413 | 37,817 | Remainder of County..... | 127 | 5,464 |
| Remainder of County..... | 132 | 5,354 | Remainder of County..... | 86 | 3,540 | Woodbury County..... | 1,250 | 125,161 |
| Sioux County..... | 336 | 22,949 | Warren County..... | 184 | 10,614 | Sioux City..... | 993 | 113,152 |
| Hawarden..... | 52 | 3,953 | Indianola..... | 86 | 7,296 | Remainder of County..... | 257 | 12,009 |
| Remainder of County..... | 284 | 18,996 | Remainder of County..... | 98 | 3,318 | Worth County..... | 153 | 7,675 |
| Story County..... | 479 | 37,614 | Washington County..... | 290 | 21,307 | Wright County..... | 271 | 18,285 |
| Ames..... | 184 | 22,191 | Washington..... | 131 | 11,031 | Clarion..... | 72 | 5,645 |
| Nevada..... | 77 | 6,956 | Remainder of County..... | 159 | 10,276 | Eagle Grove..... | 71 | 5,470 |
| Remainder of County..... | 218 | 8,467 | | | | Remainder of County..... | 128 | 7,170 |

Standard Notes: (D) Withheld to avoid disclosure. (NA) Not available.

¹Data in this table differ from those which appeared in the publications of the 1948 Census of Retail Trade. For a description of the adjustments see Comparison of 1948 and 1954 Censuses in the Introduction.

Table 103. RETAIL TRADE: 1954 — STANDARD METROPOLITAN AREAS

Establishments, Sales, Payroll, and Personnel, by Kind of Business

| Standard metropolitan area and kind of business | Establishments | | Sales | | Payroll, entire year (\$1,000) | Payroll, workweek ended nearest Nov. 15 | | Paid employees, workweek ended nearest Nov. 15 | | Proprietors (un- incorporated businesses only) ¹ (Number) |
|--|--------------------------------|-----------------------------|---|--|---|--|-------------------------------|--|------------------------------|--|
| | Total ¹ (Number) | With payroll (Number) | Total, all establish- ments ² (\$1,000) | Establish- ments with payroll (\$1,000) | | Total (Dollars) | Full workweek (Dollars) | Total (Number) | Full workweek (Number) | |
| CEDAR RAPIDS STANDARD METROPOLITAN AREA—Coextensive with Linn County, Iowa | | | | | | | | | | |
| Retail trade, total..... | 1,193 | 813 | 150,175 | 142,487 | 17,839 | 340,278 | 318,873 | 6,920 | 5,608 | 1,181 |
| Food Stores | | | | | | | | | | |
| Total..... | 223 | 123 | 27,893 | 24,471 | 1,796 | 33,088 | 28,949 | 787 | 521 | 238 |
| Grocery stores..... | 178 | 84 | 25,485 | 22,159 | 1,440 | 25,929 | 22,555 | 595 | 386 | 195 |
| Meat markets..... | 9 | 7 | 555 | (D) | 45 | 941 | 941 | 20 | 20 | 9 |
| Fish (seafood) markets..... | ... | ... | ... | ... | ... | ... | ... | ... | ... | ... |
| Fruit stores, vegetable markets..... | 4 | 2 | (D) | (D) | (D) | (D) | (D) | (D) | (D) | (D) |
| Candy, nut, confectionery stores..... | 4 | 4 | 133 | 133 | 13 | 194 | 171 | 8 | 5 | 3 |
| Bakery products stores..... | 19 | 17 | 681 | (D) | 133 | 2,663 | 2,377 | 77 | 54 | 23 |
| Bakeries, with baking on premises..... | (NA) | 16 | (NA) | (D) | (D) | (D) | (D) | (D) | (D) | (NA) |
| Bakeries, without baking on premises..... | (NA) | 1 | (NA) | (D) | (D) | (D) | (D) | (D) | (D) | (NA) |
| Delicatessen stores..... | 1 | 1 | (D) | (D) | (D) | (D) | (D) | (D) | (D) | (D) |
| Food stores, n.e.c..... | 8 | 8 | 543 | 543 | 57 | 1,339 | 1,242 | 31 | 25 | 4 |
| Eating, Drinking Places | | | | | | | | | | |
| Total..... | 229 | 181 | 9,619 | 8,905 | 1,660 | 36,096 | 33,080 | 1,118 | 916 | 284 |
| Eating places (except refreshment stands)..... | 110 | 94 | 6,024 | 5,890 | 1,334 | 29,112 | 26,841 | 898 | 757 | 152 |
| Restaurants, cafeterias..... | (NA) | 89 | (NA) | 5,671 | 1,287 | 28,301 | 26,037 | 874 | 734 | (NA) |
| Caterers..... | (NA) | 2 | (NA) | (D) | (D) | (D) | (D) | (D) | (D) | (NA) |
| In-plant food contractors..... | (NA) | 3 | (NA) | (D) | (D) | (D) | (D) | (D) | (D) | (NA) |
| Refreshment stands..... | 26 | 18 | 624 | 528 | 95 | 1,620 | 1,423 | 65 | 40 | 27 |
| Drinking places..... | 93 | 69 | 2,971 | 2,487 | 231 | 5,364 | 4,816 | 155 | 119 | 105 |
| General Merchandise Group | | | | | | | | | | |
| Total..... | 28 | 22 | 16,031 | 15,949 | 2,534 | 48,746 | 45,086 | 1,274 | 1,000 | 21 |
| Department stores..... | 5 | 5 | 12,923 | 12,923 | 2,062 | 39,520 | 37,157 | 945 | 775 | ... |
| Dry goods, general merchandise stores..... | 6 | 4 | 214 | (D) | 11 | 217 | 201 | 10 | 8 | 7 |
| General stores..... | 6 | 4 | 267 | (D) | 7 | 144 | 120 | 5 | 4 | 7 |
| Variety stores..... | 11 | 9 | 2,627 | (D) | 454 | 8,865 | 7,608 | 314 | 213 | 7 |
| Apparel, Accessories Stores | | | | | | | | | | |
| Total..... | 65 | 57 | 11,355 | 11,209 | 2,041 | 38,485 | 35,402 | 809 | 599 | 36 |
| Shoe stores..... | 16 | 16 | 1,800 | 1,800 | 242 | 4,047 | 3,670 | 79 | 57 | 8 |
| Men's shoe stores..... | 1 | 1 | (D) | (D) | (D) | (D) | (D) | (D) | (D) | (D) |
| Women's shoe stores..... | 4 | 4 | (D) | (D) | (D) | (D) | (D) | (D) | (D) | (D) |
| Children's, juveniles' shoe stores..... | ... | ... | ... | ... | ... | ... | ... | ... | ... | ... |
| Family shoe stores..... | 11 | 11 | 1,149 | 1,149 | 158 | 2,564 | 2,349 | 52 | 39 | 6 |
| Men's, boys' clothing and furnishings stores..... | 13 | 9 | 1,820 | 1,694 | 366 | 6,827 | 6,454 | 97 | 80 | 10 |
| Men's, boys' clothing stores..... | (NA) | 9 | (NA) | 1,694 | 366 | 6,827 | 6,454 | 97 | 80 | (NA) |
| Men's, boys' furnishings stores..... | (NA) | ... | (NA) | ... | ... | ... | ... | ... | ... | (NA) |
| Family clothing stores..... | (NA) | 3 | (NA) | (D) | (D) | (D) | (D) | (D) | (D) | (NA) |
| Women's clothing, specialty stores..... | 26 | 24 | 4,076 | (D) | 694 | 13,177 | 12,561 | 312 | 263 | 11 |
| Ready-to-wear stores..... | (NA) | 14 | (NA) | 3,224 | 516 | 9,438 | 9,095 | 228 | 202 | (NA) |
| Millinery stores..... | (NA) | 6 | (NA) | 310 | 70 | 1,565 | 1,402 | 41 | 26 | (NA) |
| Clothing, specialty stores, n.e.c..... | (NA) | 4 | (NA) | 536 | 108 | 2,174 | 2,064 | 43 | 35 | (NA) |
| Children's, infants' wear stores..... | ... | ... | ... | ... | ... | ... | ... | ... | ... | ... |
| Apparel stores, n.e.c..... | 7 | 5 | (D) | (D) | (D) | (D) | (D) | (D) | (D) | (D) |
| Furniture, Home Furnishings, Appliance Dealers | | | | | | | | | | |
| Total..... | 87 | 53 | 11,817 | 11,399 | 1,926 | 34,143 | 32,796 | 524 | 467 | 88 |
| Furniture, home furnishings stores..... | 35 | 19 | 6,007 | 5,795 | 1,058 | 18,532 | 18,089 | 288 | 269 | 36 |
| Furniture stores..... | (NA) | 13 | (NA) | 5,204 | 950 | 16,273 | 15,830 | 254 | 235 | (NA) |
| Floor covering stores..... | (NA) | 2 | (NA) | (D) | (D) | (D) | (D) | (D) | (D) | (NA) |
| Home furnishings stores, n.e.c., antique stores..... | (NA) | 4 | (NA) | (D) | (D) | (D) | (D) | (D) | (D) | (NA) |
| Household appliance, radio, TV stores..... | 50 | 34 | 5,758 | 5,604 | 868 | 15,611 | 14,707 | 236 | 193 | 50 |
| Household appliance stores..... | (NA) | 13 | (NA) | 1,420 | 153 | 2,893 | 2,821 | 43 | 41 | (NA) |
| Appliance, radio, TV stores..... | (NA) | 12 | (NA) | 3,288 | 580 | 10,155 | 9,570 | 192 | 125 | (NA) |
| Radio, TV stores..... | (NA) | 9 | (NA) | 896 | 135 | 2,563 | 2,316 | 41 | 32 | (NA) |
| Automotive Group | | | | | | | | | | |
| Total..... | 59 | 49 | 25,699 | 25,275 | 2,919 | 54,633 | 53,406 | 711 | 671 | 43 |
| Passenger car dealers (franchised)..... | 25 | 25 | 21,123 | 21,123 | 2,504 | 46,166 | 45,784 | 581 | 571 | 16 |
| Passenger car dealers (nonfranchised)..... | 13 | 11 | 2,028 | (D) | 104 | 2,091 | 1,638 | 35 | 24 | 17 |
| Tire, battery, accessory dealers..... | 12 | 10 | 1,551 | (D) | 239 | 4,812 | 4,474 | 75 | 59 | 3 |
| Motorcycle, aircraft, boat dealers..... | 4 | 2 | (D) | (D) | (D) | (D) | (D) | (D) | (D) | (D) |
| Household trailer dealers..... | 5 | 1 | (D) | (D) | (D) | (D) | (D) | (D) | (D) | (D) |
| Automotive dealers, n.e.c..... | ... | ... | ... | ... | ... | ... | ... | ... | ... | ... |
| Gasoline Service Stations | | | | | | | | | | |
| Total..... | 141 | 107 | 8,598 | 7,892 | 758 | 15,704 | 13,360 | 358 | 247 | 136 |
| Lumber, Bldg. Mats., Hardware, Farm Equipment Dealers | | | | | | | | | | |
| Total..... | 101 | 79 | 15,465 | 15,037 | 1,730 | 33,477 | 32,571 | 473 | 436 | 96 |
| Farm equipment dealers..... | 22 | 18 | 4,592 | 4,512 | 402 | 8,117 | 7,940 | 118 | 113 | 22 |
| Lumber, building materials dealers..... | 31 | 31 | 8,922 | 8,888 | 1,124 | 20,707 | 20,146 | 270 | 248 | 24 |
| Paint, glass, wallpaper stores..... | 8 | 6 | 415 | (D) | 53 | 1,112 | 1,071 | 18 | 15 | 7 |
| Plumbing, electrical supply stores..... | 10 | 8 | 359 | (D) | 46 | 1,437 | 1,389 | 21 | 19 | 11 |
| Hardware stores..... | 30 | 16 | 1,177 | 903 | 105 | 2,104 | 2,025 | 46 | 41 | 32 |
| Drug Stores, Proprietary Stores | | | | | | | | | | |
| Total..... | 36 | 30 | 5,217 | 5,151 | 603 | 11,769 | 11,205 | 288 | 222 | 32 |
| Drug stores..... | (NA) | 27 | (NA) | 5,073 | 595 | 11,599 | 11,070 | 284 | 219 | (NA) |
| Proprietary stores..... | (NA) | 3 | (NA) | 78 | 8 | 170 | 135 | 4 | 3 | (NA) |
| Other Retail Stores | | | | | | | | | | |
| Total..... | 144 | 98 | 16,385 | 15,693 | 1,597 | 29,330 | 28,325 | 508 | 464 | 131 |
| Liquor stores..... | 3 | 3 | 2,428 | 2,428 | 73 | 1,407 | 1,407 | 25 | 25 | ... |
| Fuel, ice dealers..... | 20 | 16 | 2,829 | 2,775 | 462 | 9,720 | 9,485 | 126 | 117 | 11 |
| Fuel dealers (coal, wood)..... | (NA) | 9 | (NA) | 328 | 50 | 1,080 | 845 | 25 | 16 | (NA) |
| Liquefied petroleum gas dealers..... | (NA) | 4 | (NA) | 1,469 | 293 | 6,339 | 6,339 | 76 | 76 | (NA) |
| Fuel oil dealers..... | (NA) | 3 | (NA) | 978 | 119 | 2,301 | 2,301 | 25 | 25 | (NA) |
| Ice dealers..... | (NA) | ... | (NA) | ... | ... | ... | ... | ... | ... | (NA) |
| Hay, grain, feed stores..... | 24 | 14 | 4,286 | 4,026 | 206 | 3,754 | 3,628 | 59 | 57 | 20 |
| Farm, garden supply stores..... | 6 | 4 | 311 | (D) | 20 | 301 | 260 | 7 | 5 | 7 |

Standard Notes: (D) Withheld to avoid disclosure. (NA) Not available. n.e.c. Not elsewhere classified. XXX Not applicable. (Z) Less than \$500. ... Represents zero.
¹ Group totals may include data for establishments without payroll which could not be classified by detailed kind of business.

Table 103. RETAIL TRADE: 1954 — STANDARD METROPOLITAN AREAS — Continued

Establishments, Sales, Payroll, and Personnel, by Kind of Business

| Standard metropolitan area and kind of business | Establishments | | Sales | | Payroll, entire year (\$1,000) | Payroll, workweek ended nearest Nov. 15 | | Paid employees, workweek ended nearest Nov. 15 | | Proprietors (un- incorporated businesses only) ¹ (Number) |
|---|--------------------------------|-----------------------------|---|--|---|--|-------------------------------|--|------------------------------|--|
| | Total ¹ (Number) | With payroll (Number) | Total, all establish- ments ¹ (\$1,000) | Establish- ments with payroll (\$1,000) | | Total (Dollars) | Full workweek (Dollars) | Total (Number) | Full workweek (Number) | |
| CEDAR RAPIDS STANDARD METROPOLITAN AREA—Con. | | | | | | | | | | |
| Other Retail Stores—Con. | | | | | | | | | | |
| Jewelry stores..... | 13 | 11 | 2,935 | (D) | 308 | 4,183 | 3,874 | 76 | 65 | 15 |
| Book stores..... | 3 | 1 | (D) | (D) | (D) | (D) | (D) | (D) | (D) | (D) |
| Stationery stores..... | 1 | 1 | (D) | (D) | (D) | (D) | (D) | (D) | (D) | (D) |
| Sporting goods stores..... | 7 | 3 | 253 | 225 | 30 | 589 | 562 | 11 | 9 | 10 |
| Bicycle stores..... | 3 | 3 | (D) | (D) | (D) | (D) | (D) | (D) | (D) | (D) |
| Florists..... | 9 | 7 | 407 | (D) | 74 | 1,405 | 1,384 | 21 | 20 | 9 |
| Cigar stores, stands..... | 5 | 3 | 54 | (D) | (D) | (D) | (D) | (D) | (D) | (D) |
| News dealers, newsstands..... | 7 | 5 | 184 | (D) | 20 | 351 | 351 | 15 | 15 | 6 |
| Gift, novelty, souvenir stores..... | 5 | 3 | 107 | (D) | (D) | (D) | (D) | (D) | (D) | (D) |
| Music stores..... | 5 | 3 | (D) | (D) | (D) | (D) | (D) | (D) | (D) | (D) |
| Camera, photographic supply stores..... | 4 | 4 | (D) | (D) | (D) | (D) | (D) | (D) | (D) | (D) |
| Luggage, leather goods stores..... | 2 | 2 | (D) | (D) | (D) | (D) | (D) | (D) | (D) | (D) |
| Optical goods stores..... | 2 | 2 | (D) | (D) | (D) | (D) | (D) | (D) | (D) | (D) |
| Office, store machine and equipment dealers..... | 5 | 3 | (D) | (D) | (D) | (D) | (D) | (D) | (D) | (D) |
| Retail stores (except second-hand) n.e.c..... | 6 | 6 | 188 | 188 | 26 | 446 | 425 | 10 | 9 | 4 |
| Second-hand stores..... | 8 | 4 | 303 | 129 | 14 | 356 | 330 | 9 | 7 | 12 |
| Nonstore Retailers | | | | | | | | | | |
| Total..... | 80 | 14 | 2,096 | 1,506 | 275 | 4,807 | 4,693 | 70 | 65 | 76 |
| Mail order houses..... | 2 | 2 | (D) | (D) | (D) | (D) | (D) | (D) | (D) | (D) |
| Direct selling (house-to-house) organizations..... | 74 | 10 | 1,950 | (D) | 267 | 4,572 | 4,467 | 63 | 59 | 71 |
| Merchandise vending machine operators..... | 4 | 2 | (D) | (D) | (D) | (D) | (D) | (D) | (D) | (D) |
| DAVENPORT-ROCK ISLAND-MOLINE STANDARD METROPOLITAN AREA—Consists of Rock Island County, Ill., and Scott County, Iowa | | | | | | | | | | |
| Retail trade, total..... | 2,634 | 1,928 | 290,955 | 276,967 | 32,893 | 620,416 | 563,386 | 13,025 | 9,966 | 2,663 |
| Food Stores | | | | | | | | | | |
| Total..... | 445 | 297 | 64,219 | 60,287 | 4,208 | 75,211 | 60,639 | 1,820 | 1,030 | 472 |
| Grocery stores..... | 340 | 238 | 59,403 | 56,287 | 3,663 | 64,834 | 51,472 | 1,582 | 867 | 371 |
| Meat markets..... | 23 | 15 | 2,357 | 2,115 | 177 | 3,280 | 2,953 | 53 | 39 | 25 |
| Fish (seafood) markets..... | ... | ... | ... | ... | ... | ... | ... | ... | ... | ... |
| Fruit stores, vegetable markets..... | 8 | ... | (D) | (D) | (D) | (D) | (D) | (D) | (D) | (D) |
| Candy, nut, confectionery stores..... | 14 | 12 | 466 | (D) | 58 | 1,222 | 939 | 31 | 21 | 18 |
| Bakery products stores..... | 26 | 12 | 820 | 608 | 176 | 3,453 | 3,173 | 82 | 64 | 24 |
| Bakeries, with baking on premises..... | (NA) | 9 | (NA) | 564 | 162 | 3,353 | 3,078 | 80 | 62 | (NA) |
| Bakeries, without baking on premises..... | (NA) | 3 | (NA) | 44 | 14 | 100 | 95 | 2 | 2 | (NA) |
| Delicatessen stores..... | 2 | 2 | (D) | (D) | (D) | (D) | (D) | (D) | (D) | (D) |
| Food stores, n.e.c..... | 30 | 18 | 978 | 764 | 127 | 2,310 | 1,990 | 69 | 36 | 20 |
| Eating, Drinking Places | | | | | | | | | | |
| Total..... | 708 | 586 | 28,371 | 26,445 | 4,776 | 94,488 | 85,538 | 2,544 | 2,003 | 834 |
| Eating places (except refreshment stands)..... | 257 | 217 | 11,601 | 11,273 | 2,644 | 53,636 | 49,061 | 1,531 | 1,261 | 304 |
| Restaurants, cafeterias..... | (NA) | 210 | (NA) | 10,813 | 2,514 | 51,154 | 46,607 | 1,474 | 1,205 | (NA) |
| Caterers..... | (NA) | 1 | (NA) | (D) | (D) | (D) | (D) | (D) | (D) | (NA) |
| In-plant food contractors..... | (NA) | 6 | (NA) | (D) | (D) | (D) | (D) | (D) | (D) | (NA) |
| Refreshment stands..... | 57 | 49 | 1,209 | 1,133 | 132 | 2,068 | 1,532 | 109 | 55 | 67 |
| Drinking places..... | 394 | 320 | 15,561 | 14,039 | 2,000 | 38,784 | 34,945 | 904 | 687 | 463 |
| General Merchandise Group | | | | | | | | | | |
| Total..... | 75 | 59 | 34,945 | 34,655 | 5,383 | 106,538 | 96,182 | 2,590 | 1,989 | 47 |
| Department stores..... | 15 | 15 | 25,562 | 25,562 | 4,064 | 82,134 | 74,540 | 1,835 | 1,467 | ... |
| Dry goods, general merchandise stores..... | 25 | 19 | 3,004 | 2,950 | 315 | 5,548 | 5,012 | 144 | 101 | 16 |
| General stores..... | 8 | 4 | 502 | 398 | 10 | 216 | 196 | 5 | 4 | 11 |
| Variety stores..... | 27 | 21 | 5,877 | 5,745 | 994 | 18,640 | 16,434 | 606 | 417 | 20 |
| Apparel, Accessories Stores | | | | | | | | | | |
| Total..... | 180 | 156 | 15,959 | 15,541 | 2,225 | 40,131 | 35,073 | 1,024 | 690 | 132 |
| Shoe stores..... | 46 | 36 | 2,625 | 2,531 | 327 | 6,230 | 5,495 | 136 | 85 | 23 |
| Men's shoe stores..... | (NA) | 5 | (NA) | (D) | (D) | (D) | (D) | (D) | (D) | (NA) |
| Women's shoe stores..... | (NA) | 8 | (NA) | 692 | 100 | 2,146 | 1,825 | 43 | 23 | (NA) |
| Children's, juveniles' shoe stores..... | (NA) | 2 | (NA) | (D) | (D) | (D) | (D) | (D) | (D) | (NA) |
| Family shoe stores..... | (NA) | 21 | (NA) | 1,500 | 197 | 3,544 | 3,204 | 82 | 54 | (NA) |
| Men's, boys' clothing and furnishings stores..... | (NA) | 37 | (NA) | 4,510 | 628 | 11,024 | 9,674 | 253 | 171 | (NA) |
| Men's, boys' clothing stores..... | (NA) | 29 | (NA) | 4,007 | 592 | 10,375 | 9,137 | 230 | 158 | (NA) |
| Men's, boys' furnishings stores..... | (NA) | 8 | (NA) | 503 | 36 | 649 | 537 | 23 | 13 | (NA) |
| Family clothing stores..... | (NA) | 11 | (NA) | 1,369 | 179 | 2,965 | 2,596 | 77 | 53 | (NA) |
| Women's clothing, specialty stores..... | 59 | 59 | 6,357 | 6,357 | 996 | 18,308 | 15,792 | 522 | 350 | 40 |
| Ready-to-wear stores..... | 38 | 38 | 5,604 | 5,604 | 881 | 16,050 | 13,952 | 453 | 309 | 31 |
| Millinery stores..... | 14 | 14 | 531 | 531 | 96 | 1,668 | 1,415 | 49 | 32 | 2 |
| Clothing, specialty stores, n.e.c..... | 7 | 7 | 222 | 222 | 19 | 590 | 425 | 20 | 9 | 7 |
| Children's, infants' wear stores..... | 10 | 8 | 498 | (D) | 42 | 875 | 832 | 21 | 19 | 11 |
| Apparel stores, n.e.c..... | 9 | 5 | 426 | (D) | 53 | 729 | 684 | 15 | 12 | 13 |
| Furniture, Home Furnishings, Appliance Dealers | | | | | | | | | | |
| Total..... | 141 | 95 | 13,401 | 12,511 | 1,903 | 34,747 | 33,026 | 570 | 507 | 147 |
| Furniture, home furnishings stores..... | 70 | 52 | 8,204 | 7,768 | 1,339 | 23,947 | 23,100 | 381 | 346 | 65 |
| Furniture stores..... | (NA) | 32 | (NA) | 6,152 | 1,071 | 18,782 | 18,022 | 295 | 266 | (NA) |
| Floor covering stores..... | (NA) | 7 | (NA) | 1,017 | 187 | 3,615 | 3,604 | 52 | 51 | (NA) |
| Home furnishings stores, n.e.c., antique stores..... | (NA) | 13 | (NA) | 599 | 81 | 1,550 | 1,474 | 34 | 29 | (NA) |
| Household appliance, radio, TV stores..... | 71 | 43 | 5,197 | 4,743 | 564 | 10,800 | 9,926 | 189 | 161 | 82 |
| Household appliance stores..... | (NA) | 20 | (NA) | 2,158 | 304 | 5,997 | 5,624 | 110 | 98 | (NA) |
| Appliance, radio, TV stores..... | (NA) | 14 | (NA) | 2,102 | 161 | 2,892 | 2,502 | 47 | 37 | (NA) |
| Radio, TV stores..... | (NA) | 9 | (NA) | 483 | 99 | 1,911 | 1,800 | 32 | 26 | (NA) |
| Automotive Group | | | | | | | | | | |
| Total..... | 128 | 110 | 51,304 | 50,374 | 4,991 | 91,585 | 89,778 | 1,232 | 1,164 | 101 |
| Passenger car dealers (franchised)..... | 50 | 50 | 40,273 | 40,273 | 3,925 | 72,439 | 71,501 | 945 | 916 | 29 |
| Passenger car dealers (nonfranchised)..... | 31 | 27 | 5,933 | 5,547 | 359 | 6,151 | 5,998 | 87 | 80 | 38 |
| Tire, battery, accessory dealers..... | 29 | 25 | 3,604 | 3,522 | 587 | 10,929 | 10,239 | 164 | 137 | 18 |
| Motorcycle, aircraft, boat dealers..... | 12 | 4 | 517 | (D) | 55 | 1,108 | 1,090 | 21 | 17 | 13 |
| Household trailer dealers..... | 6 | 4 | 1,007 | (D) | 65 | 958 | 950 | 15 | 14 | 3 |
| Automotive dealers, n.e.c..... | ... | ... | ... | ... | ... | ... | ... | ... | ... | ... |

Standard Notes: (D) Withheld to avoid disclosure. (NA) Not available. n.e.c. Not elsewhere classified. XXX Not applicable. (Z) Less than \$500. ... Represents zero.

¹ Group totals may include data for establishments without payroll which could not be classified by detailed kind of business.

RETAIL TRADE—AREA STATISTICS

Table 103. RETAIL TRADE: 1954 — STANDARD METROPOLITAN AREAS — Continued

Establishments, Sales, Payroll, and Personnel, by Kind of Business

| Standard metropolitan area and kind of business | Establishments | | Sales | | Payroll, entire year (\$1,000) | Payroll, workweek ended nearest Nov. 15 | | Paid employees, workweek ended nearest Nov. 15 | | Proprietors (unincorporated businesses only) ¹ (Number) |
|--|-----------------------------|-----------------------|--|---------------------------------------|--------------------------------|---|-------------------------|--|------------------------|--|
| | Total ¹ (Number) | With payroll (Number) | Total, all establishments ¹ (\$1,000) | Establishments with payroll (\$1,000) | | Total (Dollars) | Full workweek (Dollars) | Total (Number) | Full workweek (Number) | |
| DAVENPORT-ROCK ISLAND-MOLINE STANDARD METROPOLITAN AREA—Con. | | | | | | | | | | |
| Gasoline Service Stations | 285 | 193 | 18,862 | 16,240 | 1,392 | 28,478 | 24,181 | 615 | 403 | 320 |
| Lumber, Bldg. Mats., Hardware, Farm Equipment Dealers | | | | | | | | | | |
| Total | 116 | 98 | 21,385 | 20,913 | 2,463 | 44,389 | 42,729 | 641 | 588 | 111 |
| Farm equipment dealers | 22 | 22 | 4,456 | 4,456 | 371 | 7,346 | 7,300 | 112 | 110 | 28 |
| Lumber, building materials dealers | 35 | 33 | 12,305 | (D) | 1,457 | 25,709 | 25,179 | 342 | 323 | 18 |
| Paint, glass, wallpaper stores | 17 | 13 | 1,344 | 1,246 | 214 | 3,289 | 2,912 | 55 | 47 | 15 |
| Plumbing, electrical supply stores | 10 | 8 | 959 | (D) | 234 | 4,288 | 3,863 | 53 | 46 | 9 |
| Hardware stores | 32 | 22 | 2,321 | 2,005 | 187 | 3,757 | 3,475 | 79 | 62 | 41 |
| Drug Stores, Proprietary Stores | | | | | | | | | | |
| Total | 73 | 71 | 9,571 | (D) | 1,207 | 22,787 | 19,564 | 513 | 344 | 48 |
| Drug stores | (NA) | 68 | (NA) | (D) | 1,205 | 22,754 | 19,544 | 511 | 343 | (NA) |
| Proprietary stores | (NA) | 3 | (NA) | 90 | 2 | 33 | 20 | 2 | 1 | (NA) |
| Other Retail Stores | | | | | | | | | | |
| Total | 325 | 233 | 26,598 | 25,448 | 3,358 | 64,810 | 59,835 | 1,196 | 984 | 292 |
| Liquor stores | 26 | 22 | 3,625 | 3,495 | 216 | 4,219 | 3,906 | 83 | 67 | 13 |
| Fuel, ice dealers | 49 | 39 | 4,218 | 4,090 | 602 | 12,340 | 11,211 | 209 | 160 | 47 |
| Fuel dealers (coal, wood) | (NA) | 28 | (NA) | 2,645 | 409 | 8,036 | 7,246 | 146 | 106 | (NA) |
| Liquefied petroleum gas dealers | (NA) | 7 | (NA) | 790 | 79 | (D) | (D) | (D) | (D) | (NA) |
| Fuel oil dealers | (NA) | 4 | (NA) | (D) | (D) | 1,779 | 1,499 | 27 | 23 | (NA) |
| Ice dealers | (NA) | ••• | (NA) | (D) | (D) | (D) | (D) | (D) | (D) | (NA) |
| Hay, grain, feed stores | 21 | 17 | 6,113 | 6,057 | 360 | 7,668 | 7,549 | 107 | 104 | 10 |
| Farm, garden supply stores | 8 | 6 | 659 | (D) | 61 | 882 | 772 | 14 | 12 | 7 |
| Jewelry stores | 36 | 26 | 2,308 | 2,202 | 413 | 7,292 | 6,939 | 114 | 99 | 35 |
| Book stores | 8 | 4 | 193 | 109 | 13 | 118 | 108 | 4 | 3 | 5 |
| Stationery stores | 2 | 2 | (D) | (D) | (D) | (D) | (D) | (D) | (D) | (D) |
| Sporting goods stores | 15 | 9 | 609 | 525 | 59 | 984 | 906 | 19 | 15 | 17 |
| Bicycle stores | 2 | ••• | (D) | ••• | ••• | ••• | ••• | ••• | ••• | (D) |
| Florists | 26 | 18 | 972 | 816 | 161 | 2,968 | 2,688 | 75 | 59 | 29 |
| Cigar stores, stands | 23 | 19 | 1,036 | 1,014 | 179 | 3,669 | 2,888 | 111 | 66 | 13 |
| News dealers, newsstands | ••• | ••• | ••• | ••• | ••• | ••• | ••• | ••• | ••• | ••• |
| Gift, novelty, souvenir stores | 17 | 7 | 263 | 139 | 6 | 224 | 148 | 8 | 3 | 22 |
| Music stores | 15 | 13 | 1,064 | (D) | 149 | 4,481 | 3,561 | 83 | 66 | 17 |
| Camera, photographic supply stores | 9 | 9 | 1,961 | 1,961 | 321 | 6,527 | 6,401 | 89 | 84 | 6 |
| Luggage, leather goods stores | 1 | 1 | (D) | (D) | (D) | (D) | (D) | (D) | (D) | (D) |
| Optical goods stores | 7 | 7 | 408 | 408 | 83 | 1,859 | 1,832 | 31 | 29 | 3 |
| Office, store machine and equipment dealers | 6 | 6 | 195 | 195 | 31 | 547 | 547 | 12 | 10 | 7 |
| Retail stores (except second-hand) n.e.c. | 16 | 16 | 1,706 | 1,706 | 514 | 7,247 | 6,938 | 166 | 148 | 16 |
| Second-hand stores | 24 | 12 | 491 | 391 | 66 | 1,154 | 1,112 | 23 | 20 | 24 |
| Nonstore Retailers | | | | | | | | | | |
| Total | 158 | 30 | 6,340 | (D) | 987 | 17,252 | 16,841 | 280 | 264 | 159 |
| Mail order houses | 5 | 1 | 212 | (D) | (D) | (D) | (D) | (D) | (D) | (D) |
| Direct selling (house-to-house) organizations | 159 | 21 | 4,952 | 3,710 | 781 | 13,532 | 13,161 | 224 | 209 | 140 |
| Merchandise vending machine operators | 14 | 8 | 1,176 | (D) | (D) | (D) | (D) | (D) | (D) | (D) |

DES MOINES STANDARD METROPOLITAN AREA—Coextensive with Polk County, Iowa

| | | | | | | | | | | |
|---|-------|-------|---------|---------|--------|---------|---------|--------|--------|-------|
| Retail trade, total | 2,567 | 1,767 | 309,954 | 295,520 | 35,469 | 697,882 | 643,702 | 14,293 | 11,520 | 2,659 |
| Food Stores | | | | | | | | | | |
| Total | 471 | 281 | 61,545 | 56,587 | 4,094 | 79,558 | 67,722 | 1,773 | 1,161 | 523 |
| Grocery stores | 381 | 225 | 56,561 | 52,217 | 3,427 | 66,995 | 56,398 | 1,439 | 923 | 434 |
| Meat markets | 12 | 10 | 1,502 | (D) | 122 | 1,976 | 1,850 | 36 | 30 | 14 |
| Fish (seafood) markets | ••• | ••• | ••• | ••• | ••• | ••• | ••• | ••• | ••• | ••• |
| Fruit stores, vegetable markets | 18 | 2 | (D) | (D) | (D) | (D) | (D) | (D) | (D) | (D) |
| Candy, nut, confectionery stores | 11 | 7 | 526 | 512 | 69 | 1,391 | 1,270 | 34 | 26 | 8 |
| Bakery products stores | 26 | 18 | 1,186 | 1,058 | 235 | 5,139 | 4,953 | 119 | 106 | 28 |
| Bakeries, with baking on premises | (NA) | 14 | (NA) | (D) | (D) | (D) | (D) | (D) | (D) | (NA) |
| Bakeries, without baking on premises | (NA) | 4 | (NA) | (D) | (D) | (D) | (D) | (D) | (D) | (NA) |
| Delicatessen stores | 2 | 2 | (D) | (D) | (D) | (D) | (D) | (D) | (D) | (D) |
| Food stores, n.e.c. | 19 | 17 | 1,069 | (D) | 216 | 3,560 | 2,845 | 131 | 66 | 8 |
| Eating, Drinking Places | | | | | | | | | | |
| Total | 534 | 452 | 20,756 | 19,510 | 3,880 | 78,475 | 71,982 | 2,380 | 1,957 | 661 |
| Eating places (except refreshment stands) | 320 | 274 | 14,874 | 14,166 | 3,176 | 65,104 | 59,551 | 1,979 | 1,627 | 389 |
| Restaurants, cafeterias | (NA) | 272 | (NA) | (D) | (D) | (D) | (D) | (D) | (D) | (NA) |
| Caterers | (NA) | 1 | (NA) | (D) | (D) | (D) | (D) | (D) | (D) | (NA) |
| In-plant food contractors | (NA) | 1 | (NA) | (D) | (D) | (D) | (D) | (D) | (D) | (NA) |
| Refreshment stands | 51 | 39 | 1,050 | 958 | 150 | 3,283 | 3,065 | 113 | 92 | 81 |
| Drinking places | 163 | 139 | 4,832 | 4,386 | 554 | 10,088 | 9,366 | 288 | 238 | 191 |
| General Merchandise Group | | | | | | | | | | |
| Total | 53 | 45 | 41,882 | 41,678 | 6,358 | 129,626 | 110,794 | 3,299 | 2,464 | 43 |
| Department stores | 6 | 6 | 34,838 | 34,838 | 5,398 | 105,958 | 91,686 | 2,523 | 1,891 | ••• |
| Dry goods, general merchandise stores | 22 | 20 | (D) | (D) | (D) | (D) | (D) | (D) | (D) | (D) |
| General stores | 3 | 3 | (D) | (D) | (D) | (D) | (D) | (D) | (D) | (D) |
| Variety stores | 22 | 16 | 4,416 | (D) | 722 | 18,426 | 15,074 | 617 | 480 | 14 |

Standard Notes: (D) Withheld to avoid disclosure. (NA) Not available. n.e.c. Not elsewhere classified. XXX Not applicable. (Z) Less than \$500. ... Represents zero.
¹ Group totals may include data for establishments without payroll which could not be classified by detailed kind of business.

Table 103. RETAIL TRADE: 1954 — STANDARD METROPOLITAN AREAS — Continued

Establishments, Sales, Payroll, and Personnel, by Kind of Business

| Standard metropolitan area and kind of business | Establishments | | Sales | | Payroll, entire year (\$1,000) | Payroll, workweek ended nearest Nov. 15 | | Paid employees, workweek ended nearest Nov. 15 | | Proprietors (unincorporated businesses only) (Number) |
|--|----------------|-----------------------|--|---------------------------------------|--------------------------------|---|-------------------------|--|------------------------|---|
| | Total (Number) | With payroll (Number) | Total, all establishments ¹ (\$1,000) | Establishments with payroll (\$1,000) | | Total (Dollars) | Full workweek (Dollars) | Total (Number) | Full workweek (Number) | |
| DES MOINES STANDARD METROPOLITAN AREA—Con. | | | | | | | | | | |
| Apparel, Accessories Stores | | | | | | | | | | |
| Total | 140 | 122 | 19,418 | 19,078 | 2,863 | 55,936 | 51,920 | 1,187 | 941 | 93 |
| Shoe stores | 34 | 32 | 3,770 | (D) | 541 | 9,868 | 8,783 | 185 | 129 | 13 |
| Men's shoe stores | (NA) | 10 | (NA) | (D) | (D) | (D) | (D) | (D) | (NA) | (NA) |
| Women's shoe stores | (NA) | 5 | (NA) | 1,326 | 199 | 3,294 | 3,028 | 60 | 41 | (NA) |
| Children's, juveniles' shoe stores | (NA) | 1 | (NA) | (D) | (D) | (D) | (D) | (D) | (D) | (NA) |
| Family shoe stores | (NA) | 16 | (NA) | 1,844 | 272 | 5,122 | 4,364 | 99 | 65 | (NA) |
| Men's, boys' clothing and furnishings stores | (NA) | 28 | (NA) | 4,981 | 842 | 15,564 | 14,826 | 291 | 251 | (NA) |
| Men's, boys' clothing stores | (NA) | 20 | (NA) | 4,242 | 734 | 13,586 | 12,934 | 257 | 223 | (NA) |
| Men's, boys' furnishings stores | (NA) | 8 | (NA) | 1,978 | 108 | 1,978 | 1,892 | 34 | 28 | (NA) |
| Family clothing stores | (NA) | 7 | (NA) | 1,394 | 174 | 2,614 | 2,230 | 61 | 45 | (NA) |
| Women's clothing, specialty stores | (NA) | 4 | 7,789 | 7,755 | 1,057 | 22,939 | 21,563 | 538 | 431 | 22 |
| Ready-to-wear stores | (NA) | 26 | (NA) | 7,147 | 957 | 20,982 | 19,798 | 493 | 397 | (NA) |
| Millinery stores | (NA) | 8 | (NA) | (D) | (D) | (D) | (D) | (D) | (D) | (NA) |
| Clothing, specialty stores, n.e.c. | (NA) | 2 | (NA) | (D) | (D) | (D) | (D) | (D) | (D) | (NA) |
| Children's, infants' wear stores | (NA) | 8 | 269 | (D) | (D) | (D) | (D) | (D) | (D) | (D) |
| Apparel stores, n.e.c. | (NA) | 15 | 1,033 | (D) | (D) | (D) | (D) | (D) | (D) | (D) |
| Furniture, Home Furnishings, Appliance Dealers | | | | | | | | | | |
| Total | 148 | 90 | 15,512 | 14,534 | 2,570 | 49,734 | 48,713 | 716 | 658 | 154 |
| Furniture, home furnishings stores | 55 | 47 | 10,446 | 10,232 | 2,011 | 38,436 | 37,817 | 548 | 506 | 54 |
| Furniture stores | (NA) | 26 | (NA) | 8,667 | 1,743 | 32,888 | 32,465 | 460 | 428 | (NA) |
| Floor covering stores | (NA) | 11 | (NA) | 1,043 | 158 | 3,061 | 3,034 | 42 | 40 | (NA) |
| Home furnishings stores, n.e.c., antique stores | (NA) | 10 | (NA) | 522 | 110 | 2,487 | 2,318 | 46 | 38 | (NA) |
| Household appliance, radio, TV stores | (NA) | 91 | 5,048 | 4,302 | 559 | 11,298 | 10,896 | 168 | 152 | 96 |
| Household appliance stores | (NA) | 43 | (NA) | 2,688 | 352 | 6,920 | 6,719 | 107 | 97 | (NA) |
| Appliance, radio, TV stores | (NA) | 12 | (NA) | 1,121 | 111 | 2,580 | 2,439 | 38 | 33 | (NA) |
| Radio, TV stores | (NA) | 10 | (NA) | 493 | 96 | 1,798 | 1,738 | 23 | 22 | (NA) |
| Automotive Group | | | | | | | | | | |
| Total | 134 | 112 | 66,858 | 66,352 | 5,551 | 104,809 | 103,229 | 1,400 | 1,337 | 119 |
| Passenger car dealers (franchised) | 33 | 31 | 50,573 | (D) | 4,507 | 84,630 | 83,628 | 1,085 | 1,063 | 20 |
| Passenger car dealers (nonfranchised) | 47 | 39 | 7,979 | 7,859 | 326 | 6,329 | 6,237 | 103 | 94 | 53 |
| Tire, battery, accessory dealers | 35 | 25 | 4,118 | 3,844 | 543 | 10,555 | 10,105 | 173 | 142 | 28 |
| Motorcycle, aircraft, boat dealers | 5 | 5 | (D) | (D) | (D) | (D) | (D) | (D) | (D) | (D) |
| Household trailer dealers | 13 | 11 | 3,566 | (D) | 127 | 2,466 | 2,466 | 26 | 26 | 13 |
| Automotive dealers, n.e.c. | 1 | 1 | (D) | (D) | (D) | (D) | (D) | (D) | (D) | (D) |
| Gasoline Service Stations | | | | | | | | | | |
| Total | 309 | 225 | 21,446 | 19,838 | 1,967 | 36,935 | 32,667 | 737 | 536 | 376 |
| Lumber, Bldg. Matis., Hardware, Farm Equipment Dealers | | | | | | | | | | |
| Total | 150 | 122 | 20,490 | 19,906 | 2,667 | 54,321 | 52,829 | 787 | 716 | 108 |
| Farm equipment dealers | 16 | 14 | 1,981 | (D) | 197 | 4,028 | 3,983 | 56 | 55 | 11 |
| Lumber, building materials dealers | 44 | 38 | 11,668 | 11,590 | 1,348 | 26,787 | 26,188 | 345 | 325 | 21 |
| Paint, glass, wallpaper stores | 20 | 16 | 1,159 | (D) | 225 | 3,949 | 3,874 | 63 | 58 | 11 |
| Plumbing, electrical supply stores | 25 | 19 | 2,670 | 2,598 | 589 | 13,504 | 13,080 | 190 | 175 | 16 |
| Hardware stores | 45 | 35 | 3,012 | 2,684 | 308 | 6,053 | 5,704 | 133 | 103 | 49 |
| Drug Stores, Proprietary Stores | | | | | | | | | | |
| Total | 118 | 98 | 10,893 | 10,425 | 1,394 | 27,692 | 24,973 | 649 | 496 | 125 |
| Drug stores | (NA) | 87 | (NA) | 10,003 | 1,370 | 27,236 | 24,684 | 625 | 482 | (NA) |
| Proprietary stores | (NA) | 11 | (NA) | 422 | 24 | 456 | 289 | 24 | 14 | (NA) |
| Other Retail Stores | | | | | | | | | | |
| Total | 307 | 193 | 25,144 | 23,704 | 3,135 | 60,525 | 58,717 | 1,013 | 910 | 307 |
| Liquor stores | 5 | 5 | 5,022 | 5,022 | 202 | 3,794 | 3,762 | 72 | 71 | 2 |
| Fuel, ice dealers | 32 | 20 | 4,867 | 4,673 | 729 | 15,110 | 15,011 | 208 | 202 | 22 |
| Fuel dealers (coal, wood) | (NA) | 13 | (NA) | 2,610 | 315 | 6,945 | 6,921 | 98 | 95 | (NA) |
| Liquefied petroleum gas dealers | (NA) | 5 | (NA) | (D) | (D) | (D) | (D) | (D) | (D) | (NA) |
| Fuel oil dealers | (NA) | 2 | (NA) | (D) | (D) | (D) | (D) | (D) | (D) | (NA) |
| Ice dealers | (NA) | 2 | (NA) | (D) | (D) | (D) | (D) | (D) | (D) | (NA) |
| Hay, grain, feed stores | 15 | 9 | 1,745 | 1,505 | 65 | 1,419 | 1,294 | 30 | 24 | 15 |
| Farm, garden supply stores | 6 | 4 | 506 | (D) | 51 | 456 | 453 | 10 | 9 | 7 |
| Jewelry stores | 25 | 15 | 2,793 | 2,699 | 491 | 9,467 | 9,255 | 142 | 133 | 23 |
| Book stores | 6 | 6 | 353 | 353 | 48 | 931 | 888 | 21 | 16 | 3 |
| Stationery stores | 6 | 6 | 950 | 950 | 180 | 3,420 | 3,408 | 65 | 64 | 6 |
| Sporting goods stores | 8 | 6 | 642 | (D) | 90 | 1,860 | 1,860 | 27 | 27 | 5 |
| Bicycle stores | 5 | 1 | 73 | (D) | (D) | (D) | (D) | (D) | (D) | (D) |
| Florists | 33 | 21 | 1,185 | 1,039 | 251 | 4,711 | 4,630 | 88 | 80 | 31 |
| Cigar stores, stands | 20 | 12 | 468 | 372 | 32 | 640 | 425 | 27 | 13 | 16 |
| News dealers, newsstands | 3 | 1 | (D) | (D) | (D) | (D) | (D) | (D) | (D) | (D) |
| Gift, novelty, souvenir stores | 12 | 8 | 243 | 189 | 15 | 430 | 186 | 20 | 5 | 14 |
| Music stores | 20 | 14 | 1,606 | 1,524 | 235 | 4,010 | 3,669 | 75 | 55 | 21 |
| Camera, photographic supply stores | 5 | 5 | 371 | 371 | 41 | 825 | 825 | 13 | 13 | 4 |
| Luggage, leather goods stores | 3 | 3 | (D) | (D) | (D) | (D) | (D) | (D) | (D) | (D) |
| Optical goods stores | 11 | 11 | 956 | 956 | 289 | 4,814 | 4,728 | 57 | 54 | 7 |
| Office, store machine and equipment dealers | 8 | 4 | 387 | 321 | 44 | 727 | 701 | 11 | 10 | 11 |
| Retail stores (except second-hand) n.e.c. | 28 | 28 | 1,510 | 1,510 | 191 | 3,475 | 3,416 | 65 | 59 | 30 |
| Second-hand stores | 30 | 14 | 1,015 | 845 | 147 | 3,564 | 3,381 | 61 | 57 | 43 |
| Nonstore Retailers | | | | | | | | | | |
| Total | 203 | 27 | 6,010 | 3,908 | 990 | 20,271 | 20,156 | 352 | 344 | 200 |
| Mail order houses | 8 | 4 | 717 | 677 | 129 | 2,649 | 2,624 | 63 | 61 | 8 |
| Direct selling (house-to-house) organizations | 177 | 19 | 4,912 | 3,018 | 829 | 16,856 | 16,770 | 275 | 270 | 175 |
| Merchandise vending machine operators | 18 | 4 | 381 | 213 | 32 | 766 | 762 | 14 | 13 | 17 |

Standard Notes: (D) Withheld to avoid disclosure. (NA) Not available. n.e.c. Not elsewhere classified. XXX Not applicable. (Z) Less than \$500. ... Represents zero.
¹ Group totals may include data for establishments without payroll which could not be classified by detailed kind of business.

Table 103. RETAIL TRADE: 1954 — STANDARD METROPOLITAN AREAS — Continued

Establishments, Sales, Payroll, and Personnel, by Kind of Business

| Standard metropolitan area and kind of business | Establishments | | Sales | | Payroll, entire year (\$1,000) | Payroll, workweek ended nearest Nov. 15 | | Paid employees, workweek ended nearest Nov. 15 | | Proprietors (unincorporated businesses only) ¹ (Number) |
|---|-----------------------------|-----------------------|--|---------------------------------------|--------------------------------|---|-------------------------|--|------------------------|--|
| | Total ¹ (Number) | With payroll (Number) | Total, all establishments ¹ (\$1,000) | Establishments with payroll (\$1,000) | | Total (Dollars) | Full workweek (Dollars) | Total (Number) | Full workweek (Number) | |
| DUBUQUE STANDARD METROPOLITAN AREA—Coextensive with Dubuque County, Iowa. | | | | | | | | | | |
| Retail trade, total..... | 909 | 615 | 87,613 | 81,275 | 9,371 | 181,570 | 166,427 | 3,909 | 3,085 | 960 |
| Food Stores | | | | | | | | | | |
| Total..... | 181 | 99 | 17,797 | 15,249 | 964 | 18,883 | 16,450 | 466 | 306 | 205 |
| Grocery stores..... | 148 | 82 | 16,532 | 14,230 | 826 | 15,958 | 13,873 | 393 | 258 | 166 |
| Meat markets..... | 8 | 4 | 663 | 511 | 45 | 854 | 727 | 16 | 10 | 9 |
| Fish (seafood) markets..... | ... | ... | ... | ... | ... | ... | ... | ... | ... | ... |
| Fruit stores, vegetable markets..... | 1 | 1 | (D) | (D) | (D) | (D) | (D) | (D) | (D) | (D) |
| Candy, nut, confectionery stores..... | 7 | 3 | 254 | 190 | 16 | 484 | 409 | 16 | 9 | 7 |
| Bakery products stores..... | 7 | 7 | 211 | 211 | 66 | 1,381 | 1,281 | 34 | 26 | 6 |
| Bakeries, with baking on premises..... | 4 | 4 | (D) | (D) | (D) | (D) | (D) | (D) | (D) | (D) |
| Bakeries, without baking on premises..... | 3 | 3 | (D) | (D) | (D) | (D) | (D) | (D) | (D) | (D) |
| Delicatessen stores..... | ... | ... | ... | ... | ... | ... | ... | ... | ... | ... |
| Food stores, n.e.c..... | 8 | 2 | (D) | (D) | (D) | (D) | (D) | (D) | (D) | (D) |
| Eating, Drinking Places | | | | | | | | | | |
| Total..... | 244 | 170 | 7,095 | 5,903 | 954 | 18,883 | 16,455 | 629 | 450 | 288 |
| Eating places (except refreshment stands)..... | 78 | 62 | 3,066 | 2,886 | 608 | 11,912 | 10,627 | 412 | 308 | 111 |
| Restaurants, cafeterias..... | (NA) | 62 | (NA) | (D) | (D) | (D) | (D) | (D) | (D) | (NA) |
| Caterers..... | (NA) | ... | (NA) | ... | ... | ... | ... | ... | ... | (NA) |
| In-plant food contractors..... | (NA) | ... | (NA) | (D) | (D) | (D) | (D) | (D) | (D) | (NA) |
| Refreshment stands..... | 13 | 11 | 255 | (D) | 35 | 874 | 550 | 50 | 29 | 16 |
| Drinking places..... | 153 | 97 | 3,774 | (D) | 311 | 6,097 | 5,270 | 167 | 113 | 161 |
| General Merchandise Group | | | | | | | | | | |
| Total..... | 20 | 16 | 13,347 | 13,177 | 2,216 | 42,892 | 39,973 | 1,033 | 851 | 14 |
| Department stores..... | 4 | 4 | 10,348 | 10,348 | 1,824 | 35,310 | 33,888 | 770 | 695 | ... |
| Dry goods, general merchandise stores..... | 7 | 5 | 1,181 | (D) | (D) | (D) | (D) | (D) | (D) | (D) |
| General stores..... | 4 | 2 | 270 | (D) | (D) | (D) | (D) | (D) | (D) | (D) |
| Variety stores..... | 5 | 5 | 1,548 | 1,548 | 253 | 4,948 | 3,650 | 183 | 97 | 2 |
| Apparel, Accessories Stores | | | | | | | | | | |
| Total..... | 44 | 40 | 3,861 | 3,799 | 564 | 10,966 | 10,011 | 222 | 168 | 35 |
| Shoe stores..... | 12 | 12 | 1,193 | 1,193 | 138 | 2,586 | 2,210 | 55 | 35 | 10 |
| Men's shoe stores..... | 2 | 2 | (D) | (D) | (D) | (D) | (D) | (D) | (D) | (D) |
| Women's shoe stores..... | 2 | 2 | (D) | (D) | (D) | (D) | (D) | (D) | (D) | (D) |
| Children's, juveniles' shoe stores..... | ... | ... | ... | ... | ... | ... | ... | ... | ... | ... |
| Family shoe stores..... | 8 | 8 | 917 | 817 | 97 | 1,738 | 1,523 | 37 | 24 | 7 |
| Men's, boys' clothing and furnishings stores..... | (NA) | 10 | (NA) | 1,058 | 145 | 2,350 | 2,166 | 48 | 35 | (NA) |
| Men's, boys' clothing stores..... | (NA) | 9 | (NA) | (D) | (D) | (D) | (D) | (D) | (D) | (NA) |
| Men's, boys' furnishings stores..... | (NA) | 1 | (NA) | (D) | (D) | (D) | (D) | (D) | (D) | (NA) |
| Family clothing stores..... | (NA) | 1 | (NA) | (D) | (D) | (D) | (D) | (D) | (D) | (NA) |
| Women's clothing, specialty stores..... | 15 | 13 | 1,162 | (D) | 184 | 3,439 | 3,131 | 79 | 62 | 7 |
| Ready-to-wear stores..... | (NA) | 7 | (NA) | (D) | 145 | 2,710 | 2,431 | 60 | 45 | (NA) |
| Millinery stores..... | (NA) | 2 | (NA) | (D) | (D) | (D) | (D) | (D) | (D) | (NA) |
| Clothing, specialty stores, n.e.c..... | (NA) | 4 | (NA) | (D) | 188 | (D) | (D) | (D) | (D) | (NA) |
| Children's, infants' wear stores..... | 2 | 2 | (D) | (D) | (D) | (D) | (D) | (D) | (D) | (D) |
| Apparel stores, n.e.c..... | 2 | 2 | (D) | (D) | (D) | (D) | (D) | (D) | (D) | (D) |
| Furniture, Home Furnishings, Appliance Dealers | | | | | | | | | | |
| Total..... | 40 | 34 | 4,094 | 3,972 | 541 | 10,972 | 10,656 | 171 | 160 | 38 |
| Furniture, home furnishings stores..... | 21 | 21 | 2,204 | 2,204 | 335 | 6,686 | 6,494 | 104 | 98 | 23 |
| Furniture stores..... | 14 | 14 | 1,625 | 1,625 | 230 | 4,502 | 4,422 | 73 | 69 | 17 |
| Floor covering stores..... | 3 | 3 | 405 | 405 | 81 | 1,570 | 1,500 | 20 | 19 | 2 |
| Home furnishings stores, n.e.c., antique stores..... | 4 | 4 | 176 | 176 | 24 | 514 | 572 | 11 | 10 | 4 |
| Household appliance, radio, TV stores..... | 19 | 13 | 1,890 | 1,766 | 206 | 4,286 | 4,162 | 67 | 62 | 15 |
| Household appliance stores..... | (NA) | 3 | (NA) | (D) | (D) | (D) | (D) | (D) | (D) | (NA) |
| Appliance, radio, TV stores..... | (NA) | 8 | (NA) | 812 | 98 | 1,494 | 1,400 | 27 | 23 | (NA) |
| Radio, TV stores..... | (NA) | 2 | (NA) | (D) | (D) | (D) | (D) | (D) | (D) | (NA) |
| Automotive Group | | | | | | | | | | |
| Total..... | 44 | 40 | 12,779 | 12,683 | 1,427 | 24,706 | 24,220 | 359 | 339 | 29 |
| Passenger car dealers (franchised)..... | 23 | 23 | 9,552 | 9,552 | 1,134 | 19,519 | 19,381 | 274 | 268 | 13 |
| Passenger car dealers (nonfranchised)..... | 12 | 10 | 1,841 | (D) | 144 | 2,327 | 2,262 | 58 | 36 | 12 |
| Tire, battery, accessory dealers..... | 8 | 6 | (D) | (D) | (D) | (D) | (D) | (D) | (D) | (D) |
| Motorcycle, aircraft, boat dealers..... | ... | ... | ... | ... | ... | ... | ... | ... | ... | ... |
| Household trailer dealers..... | ... | ... | ... | ... | ... | ... | ... | ... | ... | ... |
| Automotive dealers, n.e.c..... | ... | ... | ... | ... | ... | ... | ... | ... | ... | ... |
| Gasoline Service Stations | | | | | | | | | | |
| Total..... | 93 | 65 | 5,426 | 4,682 | 335 | 6,742 | 5,723 | 174 | 104 | 103 |
| Lumber, Bldg. Mats., Hardware, Farm Equipment Dealers | | | | | | | | | | |
| Total..... | 46 | 42 | 8,586 | 8,518 | 922 | 17,667 | 16,157 | 287 | 255 | 46 |
| Farm equipment dealers..... | 15 | 13 | 3,331 | (D) | 289 | 5,558 | 5,549 | 90 | 89 | 19 |
| Lumber, building materials dealers..... | 14 | 14 | 3,429 | 3,429 | 375 | 7,485 | 6,183 | 110 | 90 | 8 |
| Paint, glass, wallpaper stores..... | 4 | 4 | 472 | 472 | 47 | 904 | 877 | 16 | 14 | 7 |
| Plumbing, electrical supply stores..... | 4 | 4 | 138 | 138 | 27 | 659 | 611 | 11 | 8 | 5 |
| Hardware stores..... | 9 | 7 | 1,216 | (D) | 184 | 3,061 | 2,937 | 60 | 54 | 7 |
| Drug Stores, Proprietary Stores | | | | | | | | | | |
| Total..... | 26 | 20 | 3,021 | 2,821 | 514 | 11,250 | 9,601 | 253 | 193 | 23 |
| Drug stores..... | (NA) | 19 | (NA) | (D) | (D) | (D) | (D) | (D) | (D) | (NA) |
| Proprietary stores..... | (NA) | 2 | (NA) | (D) | (D) | (D) | (D) | (D) | (D) | (NA) |
| Other Retail Stores | | | | | | | | | | |
| Total..... | 115 | 83 | 10,539 | 10,067 | 836 | 17,047 | 15,652 | 290 | 236 | 121 |
| Liquor stores..... | 8 | 6 | 1,618 | (D) | 56 | 1,041 | 984 | 22 | 18 | 8 |
| Fuel, ice dealers..... | 21 | 17 | 2,057 | 2,011 | 363 | 6,542 | 6,196 | 101 | 88 | 18 |
| Fuel dealers (coal, wood)..... | (NA) | 10 | (NA) | (D) | (D) | (D) | (D) | (D) | (D) | (NA) |
| Liquefied petroleum gas dealers..... | (NA) | 4 | (NA) | 824 | 131 | 1,513 | 1,512 | 26 | 26 | (NA) |
| Fuel oil dealers..... | (NA) | 3 | (NA) | (D) | (D) | (D) | (D) | (D) | (D) | (NA) |
| Ice dealers..... | (NA) | ... | (NA) | ... | ... | ... | ... | ... | ... | (NA) |
| Hay, grain, feed stores..... | 20 | 16 | 4,051 | 4,003 | 118 | 3,131 | 2,966 | 49 | 44 | 22 |
| Farm, garden supply stores..... | 6 | 4 | 533 | (D) | 22 | 318 | 258 | 6 | 5 | 7 |

Standard Notes: (D) Withheld to avoid disclosure. (NA) Not available. n.e.c. Not elsewhere classified. XXX Not applicable. (Z) Less than \$500. ... Represents zero.
¹ Group totals may include data for establishments without payroll which could not be classified by detailed kind of business.

Table 103. RETAIL TRADE: 1954 — STANDARD METROPOLITAN AREAS — Continued

Establishments, Sales, Payroll, and Personnel, by Kind of Business

| Standard metropolitan area and kind of business | Establishments | | Sales | | Payroll, entire year (\$1,000) | Payroll, workweek ended nearest Nov. 15 | | Paid employees, workweek ended nearest Nov. 15 | | Proprietors (unincorporated businesses only) ¹ (Number) |
|--|-----------------------------|-----------------------|--|---------------------------------------|--------------------------------|---|-------------------------|--|------------------------|--|
| | Total ¹ (Number) | With payroll (Number) | Total, all establishments ¹ (\$1,000) | Establishments with payroll (\$1,000) | | Total (Dollars) | Full workweek (Dollars) | Total (Number) | Full workweek (Number) | |
| DUBUQUE STANDARD METROPOLITAN AREA—Con. | | | | | | | | | | |
| Other Retail Stores—Con. | | | | | | | | | | |
| Jewelry stores..... | 7 | 7 | 381 | 381 | 49 | 1,236 | 997 | 19 | 17 | 8 |
| Book stores..... | 2 | 2 | (D) | (D) | (D) | (D) | (D) | (D) | (D) | (D) |
| Stationery stores..... | 2 | 2 | (D) | (D) | (D) | (D) | (D) | (D) | (D) | (D) |
| Sporting goods stores..... | 4 | 4 | (D) | (D) | (D) | (D) | (D) | (D) | (D) | (D) |
| Bicycle stores..... | ... | ... | ... | ... | ... | ... | ... | ... | ... | ... |
| Florists..... | 1 | 1 | (D) | (D) | (D) | (D) | (D) | (D) | (D) | (D) |
| Cigar stores, stands..... | 3 | 3 | 162 | 162 | 9 | 190 | 140 | 6 | 3 | 5 |
| News dealers, newsstands..... | 1 | 1 | (D) | (D) | (D) | (D) | (D) | (D) | (D) | (D) |
| Gift, novelty, souvenir stores..... | 4 | 4 | 62 | 62 | 8 | 235 | 195 | 6 | 4 | 2 |
| Music stores..... | 4 | 4 | 250 | 250 | 32 | 940 | 841 | 19 | 11 | 6 |
| Camera, photographic supply stores..... | 3 | 3 | 54 | (D) | (D) | (D) | (D) | (D) | (D) | (D) |
| Luggage, leather goods stores..... | 3 | 3 | (D) | (D) | (D) | (D) | (D) | (D) | (D) | (D) |
| Optical goods stores..... | 1 | 1 | (D) | (D) | (D) | (D) | (D) | (D) | (D) | (D) |
| Office, store machine and equipment dealers..... | 3 | 3 | 217 | 217 | 54 | 1,108 | 1,068 | 12 | 11 | 2 |
| Retail stores (except second-hand) n.e.c..... | 4 | 4 | 206 | 206 | 16 | 443 | 318 | 13 | 6 | 6 |
| Second-hand stores..... | 4 | ... | 60 | ... | ... | ... | ... | ... | ... | 6 |
| Nonstore Retailers | | | | | | | | | | |
| Total..... | 56 | 6 | 1,068 | 404 | 98 | 1,562 | 1,529 | 25 | 23 | 58 |
| Mail order houses..... | 2 | ... | (D) | ... | ... | ... | ... | ... | ... | (D) |
| Direct selling (house-to-house) organizations..... | 51 | 5 | 1,005 | (D) | (D) | (D) | (D) | (D) | (D) | (D) |
| Merchandise vending machine operators..... | 3 | 1 | (D) | (D) | (D) | (D) | (D) | (D) | (D) | (D) |

OMAHA STANDARD METROPOLITAN AREA—Consists of Douglas and Sarpy Counties, Nebr., Pottawattamie County, Iowa

| | | | | | | | | | | |
|--|-------|-------|---------|---------|--------|-----------|-----------|--------|--------|-------|
| Retail trade, total..... | 3,662 | 2,616 | 484,750 | 463,144 | 59,052 | 1,151,493 | 1,073,650 | 22,473 | 18,365 | 3,761 |
| Food Stores | | | | | | | | | | |
| Total..... | 694 | 450 | 97,560 | 90,804 | 5,888 | 113,216 | 99,798 | 2,512 | 1,749 | 733 |
| Grocery stores..... | 560 | 358 | 89,358 | 83,276 | 5,072 | 95,157 | 83,498 | 2,062 | 1,409 | 596 |
| Meat markets..... | 28 | 18 | 2,790 | 2,500 | 179 | 3,693 | 3,459 | 69 | 55 | 36 |
| Fish (seafood) markets..... | 3 | 1 | 123 | (D) | (D) | (D) | (D) | (D) | (D) | (D) |
| Fruit stores, vegetable markets..... | 10 | 4 | 684 | 592 | 19 | 485 | 410 | 10 | 7 | 11 |
| Candy, nut, confectionery stores..... | 11 | 7 | 1,581 | 1,367 | 132 | 2,954 | 2,725 | 85 | 76 | 45 |
| Bakery products stores..... | 35 | 25 | 1,438 | 1,298 | 296 | 6,117 | 5,414 | 171 | 120 | 8 |
| Bakeries, with baking on premises..... | (NA) | 23 | (NA) | (D) | (D) | (D) | (D) | (D) | (D) | (NA) |
| Bakeries, without baking on premises..... | 2 | (NA) | (NA) | (D) | (D) | (D) | (D) | (D) | (D) | (NA) |
| Delicatessen stores..... | 4 | 2 | 100 | (D) | (D) | (D) | (D) | (D) | (D) | (D) |
| Food stores, n.e.c..... | 43 | 35 | 1,686 | 1,624 | 178 | 4,527 | 4,009 | 108 | 75 | 29 |
| Eating, Drinking Places | | | | | | | | | | |
| Total..... | 868 | 738 | 49,467 | 46,929 | 13,296 | 260,423 | 248,340 | 5,444 | 4,701 | 994 |
| Eating places (except refreshment stands)..... | 372 | 319 | 26,920 | 26,000 | 10,545 | 205,047 | 197,790 | 4,107 | 3,654 | 446 |
| Restaurants, cafeterias..... | (NA) | 314 | (NA) | (D) | (D) | (D) | (D) | (D) | (D) | (NA) |
| Caterers..... | (NA) | ... | (NA) | ... | ... | ... | ... | ... | ... | (NA) |
| In-plant food contractors..... | (NA) | 4 | (NA) | (D) | (D) | (D) | (D) | (D) | (D) | (NA) |
| Refreshment stands..... | 98 | 36 | 1,460 | 1,196 | 185 | 2,954 | 2,426 | 114 | 65 | 65 |
| Drinking places..... | 438 | 384 | 21,687 | 19,733 | 2,566 | 52,422 | 48,124 | 1,223 | 982 | 483 |
| General Merchandise Group | | | | | | | | | | |
| Total..... | 84 | 58 | 56,971 | 56,511 | 9,570 | 210,554 | 188,320 | 4,472 | 3,398 | 56 |
| Department stores..... | 6 | 6 | 44,835 | 44,835 | 7,813 | 176,704 | 162,370 | 3,401 | 2,797 | 2 |
| Dry goods, general merchandise stores..... | 40 | 26 | 4,304 | (D) | (D) | (D) | (D) | (D) | (D) | (D) |
| General stores..... | 6 | 2 | 403 | (D) | (D) | (D) | (D) | (D) | (D) | (D) |
| Variety stores..... | 32 | 24 | 7,429 | 7,333 | 1,263 | 24,582 | 17,232 | 833 | 424 | 18 |
| Apparel, Accessories Stores | | | | | | | | | | |
| Total..... | 210 | 170 | 33,197 | 32,637 | 4,766 | 91,960 | 84,500 | 2,072 | 1,617 | 169 |
| Shoe stores..... | 50 | 38 | 4,820 | 4,584 | 550 | 10,042 | 8,780 | 209 | 131 | 27 |
| Men's shoe stores..... | (NA) | 6 | (NA) | (D) | (D) | (D) | (D) | (D) | (D) | (NA) |
| Women's shoe stores..... | (NA) | 7 | (NA) | 1,464 | 197 | 3,591 | 3,268 | 65 | 42 | (NA) |
| Children's, juveniles' shoe stores..... | (NA) | 1 | (NA) | (D) | (D) | (D) | (D) | (D) | (D) | (NA) |
| Family shoe stores..... | (NA) | 24 | (NA) | 2,657 | 299 | 5,470 | 4,672 | 127 | 78 | (NA) |
| Men's, boys' clothing and furnishings stores..... | (NA) | 42 | (NA) | 6,072 | 712 | 13,570 | 12,466 | 278 | 231 | (NA) |
| Men's, boys' clothing stores..... | (NA) | 30 | (NA) | 5,228 | 635 | 11,931 | 11,132 | 238 | 205 | (NA) |
| Men's, boys' furnishings stores..... | (NA) | 12 | (NA) | 844 | 77 | 1,639 | 1,334 | 40 | 26 | (NA) |
| Family clothing stores..... | (NA) | 16 | (NA) | 6,344 | 1,187 | 24,158 | 22,027 | 513 | 390 | (NA) |
| Women's clothing, specialty stores..... | 65 | 37 | 14,189 | 14,099 | 2,046 | 38,655 | 35,798 | 984 | 777 | 46 |
| Ready-to-wear stores..... | (NA) | 43 | (NA) | 13,337 | 1,932 | 36,455 | 33,831 | 920 | 731 | (NA) |
| Millinery stores..... | (NA) | 11 | (NA) | 644 | 105 | 2,002 | 1,769 | 59 | 41 | (NA) |
| Clothing, specialty stores, n.e.c..... | (NA) | 3 | (NA) | 118 | 9 | 198 | 198 | 5 | 5 | (NA) |
| Children's, infants' wear stores..... | 3 | 3 | 434 | 434 | 61 | 1,281 | 1,269 | 29 | 27 | 4 |
| Apparel stores, n.e.c..... | 20 | 14 | 1,130 | 1,104 | 210 | 4,254 | 4,160 | 65 | 61 | 22 |
| Furniture, Home Furnishings, Appliance Dealers | | | | | | | | | | |
| Total..... | 170 | 120 | 26,334 | 25,614 | 3,358 | 62,316 | 60,193 | 963 | 877 | 169 |
| Furniture, home furnishings stores..... | 88 | 64 | 17,337 | 17,045 | 2,284 | 43,227 | 41,424 | 641 | 577 | 87 |
| Furniture stores..... | (NA) | 40 | (NA) | 14,720 | 1,738 | 32,764 | 31,095 | 486 | 428 | (NA) |
| Floor covering stores..... | (NA) | 11 | (NA) | 1,791 | 467 | 8,936 | 8,924 | 124 | 123 | (NA) |
| Home furnishings stores, n.e.c., antique stores..... | (NA) | 13 | (NA) | 534 | 79 | 1,527 | 1,405 | 31 | 26 | (NA) |
| Household appliance, radio, TV stores..... | 82 | 56 | 8,997 | 8,569 | 1,074 | 19,089 | 18,769 | 322 | 300 | 82 |
| Household appliance stores..... | (NA) | 25 | (NA) | 2,482 | 373 | 7,321 | 7,278 | 109 | 106 | (NA) |
| Appliance, rad., TV stores..... | (NA) | 22 | (NA) | 5,609 | 629 | 10,410 | 10,173 | 188 | 173 | (NA) |
| Radio, TV stores..... | (NA) | 9 | (NA) | 478 | 72 | 1,358 | 1,318 | 25 | 21 | (NA) |
| Automotive Group | | | | | | | | | | |
| Total..... | 166 | 144 | 93,433 | 92,845 | 8,860 | 151,191 | 149,798 | 2,050 | 1,992 | 138 |
| Passenger car dealers (franchised)..... | 62 | 62 | 75,966 | 75,816 | 7,336 | 125,158 | 124,737 | 1,632 | 1,615 | 40 |
| Passenger car dealers (nonfranchised)..... | 45 | 39 | 8,849 | 8,661 | 456 | 7,240 | 7,027 | 117 | 111 | 49 |
| Tire, battery, accessory dealers..... | 43 | 33 | 6,224 | 6,036 | 870 | 15,466 | 14,891 | 230 | 220 | 36 |
| Motorcycle, aircraft, boat dealers..... | 8 | 6 | 211 | (D) | (D) | (D) | (D) | (D) | (D) | (D) |
| Household trailer dealers..... | 8 | 4 | 2,183 | (D) | (D) | (D) | (D) | (D) | (D) | (D) |
| Automotive dealers, n.e.c..... | ... | ... | ... | ... | ... | ... | ... | ... | ... | ... |

Standard Notes: (D) Withheld to avoid disclosure. (NA) Not available. n.e.c. Not elsewhere classified. XXX Not applicable. (Z) Less than \$500. ... Represents zero. ¹ Group totals may include data for establishments without payroll which could not be classified by detailed kind of business.

Table 103. RETAIL TRADE: 1954 — STANDARD METROPOLITAN AREAS — Continued

Establishments, Sales, Payroll, and Personnel, by Kind of Business

| Standard metropolitan area and kind of business | Establishments | | Sales | | Payroll, entire year (\$1,000) | Payroll, workweek ended nearest Nov. 15 | | Paid employees, workweek ended nearest Nov. 15 | | Proprietors (unincorporated businesses only) ¹ (Number) |
|---|-----------------------------|-----------------------|--|---------------------------------------|--------------------------------|---|-------------------------|--|------------------------|--|
| | Total ¹ (Number) | With payroll (Number) | Total, all establishments ¹ (\$1,000) | Establishments with payroll (\$1,000) | | Total (Dollars) | Full workweek (Dollars) | Total (Number) | Full workweek (Number) | |
| OMAHA STANDARD METROPOLITAN AREA—Con. | | | | | | | | | | |
| Gasoline Service Stations | | | | | | | | | | |
| Total..... | 429 | 293 | 28,187 | 25,171 | 2,115 | 44,558 | 38,112 | 973 | 672 | 468 |
| Lumber, Bldg. Mats., Hardware, Farm Equipment Dealers | | | | | | | | | | |
| Total..... | 225 | 179 | 41,597 | 40,135 | 4,635 | 89,092 | 85,779 | 1,341 | 1,208 | 216 |
| Farm equipment dealers..... | 42 | 36 | 6,274 | 5,966 | 446 | 8,257 | 8,129 | 137 | 128 | 58 |
| Lumber, building materials dealers..... | 58 | 54 | 20,117 | 20,085 | 2,147 | 41,378 | 40,062 | 597 | 546 | 26 |
| Paint, glass, wallpaper stores..... | 24 | 18 | 3,968 | 3,778 | 624 | 12,731 | 12,664 | 168 | 165 | 18 |
| Plumbing, electrical supply stores..... | 20 | 20 | 2,295 | 2,295 | 501 | 9,861 | 9,491 | 137 | 122 | 14 |
| Hardware stores..... | 81 | 51 | 8,943 | 8,011 | 917 | 16,865 | 15,433 | 302 | 247 | 100 |
| Drug Stores, Proprietary Stores | | | | | | | | | | |
| Total..... | 166 | 152 | 16,661 | 16,283 | 1,897 | 36,839 | 32,061 | 935 | 668 | 183 |
| Drug stores..... | (NA) | 137 | (NA) | 15,515 | 1,831 | 35,591 | 30,945 | 888 | 632 | (NA) |
| Proprietary stores..... | (NA) | 15 | (NA) | 768 | 66 | 1,248 | 1,116 | 47 | 36 | (NA) |
| Other Retail Stores | | | | | | | | | | |
| Total..... | 461 | 281 | 33,977 | 30,529 | 3,751 | 73,617 | 69,188 | 1,407 | 1,193 | 453 |
| Liquor stores..... | 62 | 34 | 5,500 | 4,382 | 394 | 7,060 | 6,655 | 146 | 126 | 60 |
| Fuel, ice dealers..... | 58 | 38 | 5,699 | 5,409 | 586 | 12,419 | 11,817 | 223 | 195 | 57 |
| Fuel dealers (coal, wood)..... | (NA) | 23 | (NA) | 1,550 | 178 | 4,193 | 3,662 | 96 | 70 | (NA) |
| Liquefied petroleum gas dealers..... | (NA) | 5 | (NA) | (D) | (D) | (D) | (D) | (D) | (D) | (NA) |
| Fuel oil dealers..... | (NA) | 8 | (NA) | 3,045 | 243 | 4,874 | 4,824 | 73 | 71 | (NA) |
| Ice dealers..... | (NA) | 2 | (NA) | (D) | (D) | (D) | (D) | (D) | (D) | (NA) |
| Hay, grain, feed stores..... | 28 | 20 | 5,188 | 4,968 | 202 | 3,856 | 3,570 | 74 | 61 | 34 |
| Farm, garden supply stores..... | 17 | 7 | 1,319 | 1,189 | 93 | 1,622 | 1,538 | 23 | 20 | 13 |
| Jewelry stores..... | 47 | 33 | 3,880 | 3,532 | 537 | 10,154 | 9,689 | 175 | 167 | 47 |
| Book stores..... | 6 | 4 | (D) | (D) | (D) | (D) | (D) | (D) | (D) | (D) |
| Stationery stores..... | 6 | 4 | 746 | (D) | 189 | 3,386 | 3,275 | 39 | 36 | 2 |
| Sporting goods stores..... | 14 | 8 | 934 | (D) | (D) | (D) | (D) | (D) | (D) | (D) |
| Bicycle stores..... | 6 | 2 | (D) | (D) | (D) | (D) | (D) | (D) | (D) | (D) |
| Florists..... | 42 | 32 | 1,409 | 1,225 | 190 | 3,598 | 3,061 | 87 | 62 | 50 |
| Cigar stores, stands..... | 32 | 24 | 1,019 | 889 | 111 | 2,249 | 1,874 | 78 | 46 | 17 |
| News dealers, newsstands..... | 9 | 3 | 256 | (D) | 20 | 368 | 368 | 10 | 10 | 10 |
| Gift, novelty, souvenir stores..... | 8 | 4 | 126 | 68 | 4 | 202 | 144 | 7 | 3 | 13 |
| Music stores..... | 13 | 9 | 1,967 | 1,841 | 239 | 5,379 | 5,251 | 81 | 75 | 12 |
| Camera, photographic supply stores..... | 2 | 2 | (D) | (D) | (D) | (D) | (D) | (D) | (D) | (D) |
| Luggage, leather goods stores..... | 3 | 3 | 238 | 238 | 29 | 576 | 576 | 11 | 11 | 1 |
| Optical goods stores..... | 19 | 13 | 1,010 | 930 | 240 | 4,637 | 4,383 | 60 | 52 | 16 |
| Office, store machine and equipment dealers..... | 5 | 3 | (D) | (D) | (D) | (D) | (D) | (D) | (D) | (D) |
| Retail stores (except second-hand) n.e.c..... | 20 | 20 | 1,164 | 1,164 | 203 | 4,018 | 3,874 | 69 | 62 | 20 |
| Second-hand stores..... | 28 | 18 | 1,333 | 1,221 | 302 | 6,057 | 5,608 | 156 | 123 | 27 |
| Nonstore Retailers | | | | | | | | | | |
| Total..... | 189 | 31 | 7,266 | 5,686 | 916 | 17,727 | 17,561 | 298 | 290 | 182 |
| Mail order houses..... | 4 | 2 | (D) | (D) | (D) | (D) | (D) | (D) | (D) | (D) |
| Direct selling (house-to-house) organizations..... | 163 | 21 | (D) | (D) | (D) | (D) | (D) | (D) | (D) | (D) |
| Merchandise vending machine operators..... | 22 | 8 | 1,605 | 1,445 | 138 | 2,805 | 2,753 | 42 | 40 | 24 |
| SIOUX CITY STANDARD METROPOLITAN AREA—Coextensive with Woodbury County, Iowa | | | | | | | | | | |
| Retail trade, total..... | 1,260 | 916 | 149,041 | 142,449 | 17,014 | 323,021 | 299,382 | 6,614 | 5,343 | 1,251 |
| Food Stores | | | | | | | | | | |
| Total..... | 224 | 154 | 27,466 | 25,734 | 1,926 | 36,226 | 31,888 | 845 | 570 | 218 |
| Grocery stores..... | 178 | 128 | 25,960 | 24,476 | 1,741 | 31,539 | 27,526 | 732 | 479 | 173 |
| Meat markets..... | 4 | 2 | (D) | (D) | (D) | (D) | (D) | (D) | (D) | (D) |
| Fish (seafood) markets..... | 2 | .. | (D) | (D) | (D) | (D) | (D) | (D) | (D) | (D) |
| Fruit stores, vegetable markets..... | 7 | 3 | 49 | .. | .. | .. | .. | .. | .. | (D) |
| Candy, nut, confectionery stores..... | 10 | 4 | 342 | 232 | 42 | 1,087 | 1,075 | 1 | 1 | 7 |
| Bakery products stores..... | 11 | 7 | 378 | 328 | 75 | 1,809 | 1,538 | 30 | 28 | 11 |
| Bakeries, with baking on premises..... | (NA) | 7 | (NA) | 328 | 75 | 1,809 | 1,538 | 51 | 36 | (NA) |
| Bakeries, without baking on premises..... | (NA) | .. | (NA) | .. | .. | .. | .. | .. | .. | (NA) |
| Delicatessen stores..... | 1 | 1 | (D) | (D) | (D) | (D) | (D) | (D) | (D) | (D) |
| Food stores, n.e.c..... | 11 | 9 | 348 | (D) | 36 | 1,197 | 1,165 | 20 | 16 | 7 |
| Eating, Drinking Places | | | | | | | | | | |
| Total..... | 289 | 245 | 10,743 | 9,859 | 1,954 | 39,125 | 35,225 | 1,246 | 991 | 325 |
| Eating places (except refreshment stands)..... | 160 | 138 | 7,068 | 6,506 | 1,433 | 27,816 | 25,158 | 944 | 765 | 192 |
| Restaurants, cafeterias..... | (NA) | 138 | (NA) | 6,506 | 1,433 | 27,816 | 25,158 | 944 | 765 | (NA) |
| Caterers..... | (NA) | .. | (NA) | .. | .. | .. | .. | .. | .. | (NA) |
| In-plant food contractors..... | (NA) | .. | (NA) | .. | .. | .. | .. | .. | .. | (NA) |
| Refreshment stands..... | 15 | 11 | 333 | 311 | 39 | 1,370 | 936 | 46 | 22 | 13 |
| Drinking places..... | 114 | 96 | 3,342 | 3,042 | 482 | 9,939 | 9,131 | 256 | 204 | 120 |
| General Merchandise Group | | | | | | | | | | |
| Total..... | 33 | 27 | 25,245 | 25,145 | 3,438 | 69,297 | 60,715 | 1,523 | 1,102 | 25 |
| Department stores..... | 5 | 5 | 21,690 | 21,690 | 2,879 | 58,381 | 52,260 | 1,196 | 904 | .. |
| Dry goods, general merchandise stores..... | 4 | 4 | 394 | 394 | 38 | 597 | 584 | 14 | 12 | 3 |
| General stores..... | 4 | 4 | 146 | 146 | 15 | 227 | 227 | 6 | 6 | 5 |
| Variety stores..... | 20 | 14 | 3,015 | 2,915 | 506 | 10,092 | 7,644 | 307 | 180 | 17 |

Standard Notes: (D) Withheld to avoid disclosure. (NA) Not available. n.e.c. Not elsewhere classified. XXX Not applicable. (Z) Less than \$500. ... Represents zero.
¹ Group totals may include data for establishments without payroll which could not be classified by detailed kind of business.

Table 103. RETAIL TRADE: 1954 — STANDARD METROPOLITAN AREAS — Continued
Establishments, Sales, Payroll, and Personnel, by Kind of Business

| Standard metropolitan area and kind of business | Establishments | | Sales | | Payroll, entire year (\$1,000) | Payroll, workweek ended nearest Nov. 15 | | Paid employees, workweek ended nearest Nov. 15 | | Proprietors (un- incorporated businesses only) ¹ (Number) |
|--|--------------------------------|-----------------------------|---|--|---|--|-------------------------------|--|------------------------------|--|
| | Total ¹ (Number) | With payroll (Number) | Total, all establish- ments ¹ (\$1,000) | Establish- ments with payroll (\$1,000) | | Total (Dollars) | Full workweek (Dollars) | Total (Number) | Full workweek (Number) | |
| | | | | | | | | | | |
| SIoux CITY STANDARD METROPOLITAN AREA—Con. | | | | | | | | | | |
| Apparel, Accessories Stores | | | | | | | | | | |
| Total | 73 | 57 | 8,000 | 7,714 | 1,121 | 20,001 | 18,386 | 411 | 345 | 59 |
| Shoe stores | 14 | 12 | 1,227 | (D) | 159 | 2,799 | 2,572 | 54 | 41 | 4 |
| Men's shoe stores | (NA) | 3 | (NA) | (NA) | 19 | 406 | 356 | 6 | 5 | (NA) |
| Women's shoe stores | (NA) | 3 | (NA) | (NA) | 47 | 825 | 746 | 19 | 14 | (NA) |
| Children's, juveniles' shoe stores | (NA) | ••• | (NA) | ••• | ••• | ••• | ••• | ••• | ••• | (NA) |
| Family shoe stores | (NA) | 6 | (NA) | 667 | 93 | 1,568 | 1,470 | 29 | 22 | (NA) |
| Men's, boys' clothing and furnishings stores | (NA) | 19 | (NA) | 2,978 | 417 | 7,551 | 6,738 | 123 | 101 | (NA) |
| Men's, boys' clothing stores | (NA) | 13 | (NA) | 2,318 | 366 | 6,562 | 6,249 | 107 | 92 | (NA) |
| Men's, boys' furnishings stores | (NA) | 6 | (NA) | 660 | 51 | 989 | 489 | 16 | 9 | (NA) |
| Family clothing stores | (NA) | 3 | (NA) | 599 | 69 | 1,416 | 1,291 | 32 | 27 | (NA) |
| Women's clothing, specialty stores | (NA) | 18 | (NA) | 2,626 | (D) | 7,472 | 7,111 | 188 | 165 | (NA) |
| Ready-to-wear stores | (NA) | 11 | (NA) | 2,371 | 394 | 6,623 | 6,282 | 168 | 146 | (NA) |
| Millinery stores | (NA) | 5 | (NA) | (D) | (D) | (D) | (D) | (D) | (D) | (NA) |
| Clothing, specialty stores, n.e.c. | (NA) | ••• | (NA) | (D) | (D) | (D) | (D) | (D) | (D) | (NA) |
| Children's, infants' wear stores | (NA) | 4 | (D) | (D) | (D) | (D) | (D) | (D) | (D) | (D) |
| Apparel stores, n.e.c. | (NA) | 3 | (D) | (D) | (D) | (D) | (D) | (D) | (D) | (D) |
| Furniture, Home Furnishings, Appliance Dealers | | | | | | | | | | |
| Total | 66 | 50 | 5,802 | 5,656 | 867 | 15,291 | 14,867 | 245 | 227 | 72 |
| Furniture, home furnishings stores | 28 | 24 | 3,579 | 3,539 | 615 | 10,417 | 10,116 | 158 | 144 | 31 |
| Furniture stores | (NA) | 14 | (NA) | 2,693 | 453 | 7,181 | 6,887 | 115 | 102 | (NA) |
| Floor covering stores | (NA) | 4 | (NA) | 451 | 55 | 1,180 | 1,173 | 16 | 15 | (NA) |
| Home furnishings stores, n.e.c., antique stores | (NA) | 6 | (NA) | 395 | 107 | 2,056 | 2,056 | 27 | 27 | (NA) |
| Household appliance, radio, TV stores | (NA) | 38 | 2,223 | 2,117 | 252 | 4,874 | 4,751 | 87 | 83 | 41 |
| Household appliance stores | (NA) | 9 | (NA) | 648 | 78 | 1,723 | 1,687 | 34 | 33 | (NA) |
| Appliance, radio, TV stores | (NA) | 9 | (NA) | 747 | 84 | 1,720 | 1,668 | 30 | 28 | (NA) |
| Radio, TV stores | (NA) | 8 | (NA) | 722 | 90 | 1,431 | 1,396 | 23 | 22 | (NA) |
| Automotive Group | | | | | | | | | | |
| Total | 68 | 54 | 30,147 | 29,547 | 3,149 | 57,024 | 56,717 | 718 | 705 | 57 |
| Passenger car dealers (franchised) | 30 | 30 | 25,524 | 25,524 | 2,707 | 50,042 | 49,967 | 601 | 600 | 17 |
| Passenger car dealers (nonfranchised) | 19 | 9 | (D) | (D) | (D) | (D) | (D) | (D) | (D) | (D) |
| Tire, battery, accessory dealers | 10 | 10 | 2,139 | 2,139 | 292 | 4,543 | 4,425 | 77 | 70 | 7 |
| Motorcycle, aircraft, boat dealers | 1 | 1 | (D) | (D) | (D) | (D) | (D) | (D) | (D) | (D) |
| Household trailer dealers | 8 | 4 | 1,254 | 862 | 61 | 1,167 | 1,063 | 20 | 16 | 9 |
| Automotive dealers, n.e.c. | ••• | ••• | ••• | ••• | ••• | ••• | ••• | ••• | ••• | ••• |
| Gasoline Service Stations | | | | | | | | | | |
| Total | 142 | 90 | 8,464 | 7,192 | 548 | 11,640 | 10,119 | 247 | 182 | 159 |
| Lumber, Bldg. Mads., Hardware, Farm Equipment Dealers | | | | | | | | | | |
| Total | 107 | 95 | 15,090 | 14,872 | 1,708 | 31,950 | 31,111 | 469 | 428 | 82 |
| Farm equipment dealers | 27 | 27 | 4,127 | 4,127 | 319 | 5,644 | 5,535 | 91 | 86 | 24 |
| Lumber, building materials dealers | 35 | 31 | 7,872 | 7,794 | 903 | 16,857 | 15,905 | 236 | 208 | 12 |
| Paint, glass, wallpaper stores | 5 | 5 | (D) | (D) | (D) | (D) | (D) | (D) | (D) | (D) |
| Plumbing, electrical supply stores | 11 | 9 | (D) | (D) | (D) | (D) | (D) | (D) | (D) | (D) |
| Hardware stores | 29 | 23 | 1,508 | 1,382 | 163 | 3,043 | 2,937 | 59 | 53 | 30 |
| Drug Stores, Proprietary Stores | | | | | | | | | | |
| Total | 48 | 34 | 4,846 | 4,604 | 765 | 14,388 | 13,507 | 382 | 318 | 48 |
| Drug stores | (NA) | 33 | (NA) | (D) | (D) | (D) | (D) | (D) | (D) | (NA) |
| Proprietary stores | (NA) | 1 | (NA) | (D) | (D) | (D) | (D) | (D) | (D) | (NA) |
| Other Retail Stores | | | | | | | | | | |
| Total | 155 | 103 | 11,502 | 10,780 | 1,265 | 22,667 | 21,545 | 453 | 404 | 149 |
| Liquor stores | 4 | 4 | 1,391 | 1,391 | 88 | 1,703 | 1,650 | 33 | 31 | ••• |
| Fuel, ice dealers | 20 | 14 | 1,086 | 990 | 149 | 1,979 | 1,866 | 47 | 43 | 18 |
| Fuel dealers (coal, wood) | (NA) | 9 | (NA) | 505 | 69 | 982 | 869 | 25 | 21 | (NA) |
| Liquefied petroleum gas dealers | (NA) | 3 | (NA) | (D) | (D) | (D) | (D) | (D) | (D) | (NA) |
| Fuel oil dealers | (NA) | 2 | (NA) | (D) | (D) | (D) | (D) | (D) | (D) | (NA) |
| Ice dealers | (NA) | ••• | (NA) | ••• | ••• | ••• | ••• | ••• | ••• | (NA) |
| Hay, grain, feed stores | 18 | 14 | 2,518 | 2,368 | 116 | 2,069 | 1,909 | 80 | 75 | 18 |
| Farm, garden supply stores | 9 | 7 | 923 | (D) | 67 | 1,083 | 1,049 | 20 | 18 | 6 |
| Jewelry stores | 16 | 16 | 1,882 | 1,882 | 293 | 5,127 | 4,990 | 78 | 72 | 17 |
| Book stores | 1 | 1 | (D) | (D) | (D) | (D) | (D) | (D) | (D) | (D) |
| Stationery stores | 3 | 1 | (D) | (D) | (D) | (D) | (D) | (D) | (D) | (D) |
| Sporting goods stores | 3 | 3 | 508 | 508 | 63 | 1,325 | 1,097 | 21 | 14 | 3 |
| Bicycle stores | ••• | ••• | ••• | ••• | ••• | ••• | ••• | ••• | ••• | ••• |
| Florists | 11 | 7 | 581 | 355 | 78 | 1,297 | 1,277 | 28 | 27 | 13 |
| Cigar stores, stands | 10 | 4 | 144 | (D) | (D) | (D) | (D) | (D) | (D) | (D) |
| News dealers, newsstands | 3 | 1 | 52 | (D) | (D) | (D) | (D) | (D) | (D) | (D) |
| Gift, novelty, souvenir stores | 1 | 1 | (D) | (D) | (D) | (D) | (D) | (D) | (D) | (D) |
| Music stores | 11 | 7 | 685 | 631 | 76 | 1,555 | 1,527 | 26 | 24 | 12 |
| Camera, photographic supply stores | 4 | 2 | 171 | (D) | (D) | (D) | (D) | (D) | (D) | (D) |
| Luggage, leather goods stores | 2 | 2 | (D) | (D) | (D) | (D) | (D) | (D) | (D) | (D) |
| Optical goods stores | 2 | 2 | (D) | (D) | (D) | (D) | (D) | (D) | (D) | (D) |
| Office, store machine and equipment dealers | 3 | 3 | 105 | 105 | 14 | 428 | 428 | 8 | 8 | 4 |
| Retail stores (except second-hand) n.e.c. | 6 | 8 | 329 | 329 | 55 | 929 | 723 | 20 | 14 | 7 |
| Second-hand stores | 12 | 6 | 144 | 122 | 15 | 447 | 424 | 16 | 10 | 11 |
| Nonstore Retailers | | | | | | | | | | |
| Total | 55 | 7 | 1,796 | 1,346 | 273 | 5,412 | 5,302 | 75 | 71 | 57 |
| Mail order houses | 1 | 1 | (D) | (D) | (D) | (D) | (D) | (D) | (D) | (D) |
| Direct selling (house-to-house) organizations | 53 | 5 | 1,597 | (D) | (D) | (D) | (D) | (D) | (D) | (D) |
| Merchandise vending machine operators | 1 | 1 | (D) | (D) | (D) | (D) | (D) | (D) | (D) | (D) |

Standard Notes: (D) Withheld to avoid disclosure. (NA) Not available. n.e.c. Not elsewhere classified. XXX Not applicable. (Z) Less than \$500. ... Represents zero.
¹Group totals may include data for establishments without payroll which could not be classified by detailed kind of business.

Table 103. RETAIL TRADE: 1954 — STANDARD METROPOLITAN AREAS — Continued

Establishments, Sales, Payroll, and Personnel, by Kind of Business

| Standard metropolitan area and kind of business | Establishments | | Sales | | Payroll, entire year (\$1,000) | Payroll, workweek ended nearest Nov. 15 | | Paid employees, workweek ended nearest Nov. 15 | | Proprietors (unincorporated businesses only) (Number) |
|---|-----------------------------|-----------------------|--|---------------------------------------|--------------------------------|---|-------------------------|--|------------------------|---|
| | Total ¹ (Number) | With payroll (Number) | Total, all establishments ² (\$1,000) | Establishments with payroll (\$1,000) | | Total (Dollars) | Full workweek (Dollars) | Total (Number) | Full workweek (Number) | |
| WATERLOO STANDARD METROPOLITAN AREA—Coextensive with Blackhawk County, Iowa | | | | | | | | | | |
| Retail trade, total | 1,136 | 842 | 128,349 | 121,859 | 13,395 | 247,028 | 224,053 | 5,292 | 3,968 | 1,138 |
| Food Stores | | | | | | | | | | |
| Total | 195 | 133 | 25,221 | 23,455 | 1,556 | 28,320 | 23,847 | 740 | 455 | 200 |
| Grocery stores | 158 | 110 | 24,046 | 22,544 | 1,323 | 24,148 | 20,543 | 622 | 390 | 171 |
| Meat markets | 6 | 2 | 222 | (D) | (D) | (D) | (D) | (D) | (D) | (D) |
| Fish (seafood) markets | ... | ... | ... | ... | ... | ... | ... | ... | ... | ... |
| Fruit stores, vegetable markets | 4 | 2 | (D) | (D) | (D) | (D) | (D) | (D) | (D) | (D) |
| Candy, nut, confectionery stores | 3 | 1 | (D) | (D) | (D) | (D) | (D) | (D) | (D) | (D) |
| Bakery products stores | 11 | 11 | 511 | 511 | 194 | 3,580 | 2,807 | 91 | 52 | 14 |
| Bakeries, with baking on premises | 4 | 4 | (D) | (D) | (D) | (D) | (D) | (D) | (D) | (D) |
| Bakeries, without baking on premises | 7 | 7 | (D) | (D) | (D) | (D) | (D) | (D) | (D) | (D) |
| Delicatessen stores | ... | ... | ... | ... | ... | ... | ... | ... | ... | ... |
| Food stores, n.e.c. | 11 | 7 | 221 | 191 | 27 | 360 | 291 | 20 | 9 | 6 |
| Eating, Drinking Places | | | | | | | | | | |
| Total | 237 | 195 | 7,854 | 7,274 | 1,311 | 27,457 | 24,401 | 902 | 669 | 290 |
| Eating places (except refreshment stands) | 128 | 108 | 4,626 | 4,398 | 980 | 20,772 | 18,467 | 686 | 517 | 162 |
| Restaurants, cafeterias | (NA) | 108 | (NA) | 4,398 | 980 | 20,772 | 18,467 | 686 | 517 | (NA) |
| Caterers | (NA) | ... | (NA) | ... | ... | ... | ... | ... | ... | (NA) |
| In-plant food contractors | (NA) | ... | (NA) | ... | ... | ... | ... | ... | ... | (NA) |
| Refreshment stands | 23 | 19 | 304 | 280 | 43 | 588 | 344 | 43 | 11 | 21 |
| Drinking places | 84 | 68 | 2,916 | 2,596 | 288 | 6,097 | 5,590 | 173 | 141 | 105 |
| General Merchandise Group | | | | | | | | | | |
| Total | 23 | 19 | 15,061 | 14,973 | 2,118 | 35,735 | 29,965 | 861 | 561 | 13 |
| Department stores | 4 | 4 | 12,608 | 12,608 | 1,765 | 28,791 | 24,525 | 637 | 419 | ... |
| Dry goods, general merchandise stores | 2 | 2 | (D) | (D) | (D) | (D) | (D) | (D) | (D) | (D) |
| General stores | 4 | 4 | (D) | (D) | (D) | (D) | (D) | (D) | (D) | (D) |
| Variety stores | 11 | 9 | (D) | (D) | (D) | (D) | (D) | (D) | (D) | (D) |
| Apparel, Accessories Stores | | | | | | | | | | |
| Total | 76 | 70 | 7,594 | 7,540 | 1,001 | 17,536 | 15,024 | 461 | 304 | 58 |
| Shoe stores | 15 | 15 | 1,788 | 1,788 | 203 | 3,589 | 2,795 | 100 | 44 | 16 |
| Men's shoe stores | 2 | 2 | (D) | (D) | (D) | (D) | (D) | (D) | (D) | (D) |
| Women's shoe stores | 1 | 1 | (D) | (D) | (D) | (D) | (D) | (D) | (D) | (D) |
| Children's, juveniles' shoe stores | ... | ... | ... | ... | ... | ... | ... | ... | ... | ... |
| Family shoe stores | 12 | 12 | 1,619 | 1,619 | 183 | 3,196 | 2,474 | 91 | 39 | 15 |
| Men's, boys' clothing and furnishings stores | (NA) | 18 | (NA) | 2,041 | 298 | 4,650 | 4,261 | 94 | 69 | (NA) |
| Men's, boys' clothing stores | (NA) | 14 | (NA) | 1,505 | 242 | 3,455 | 3,227 | 64 | 50 | (NA) |
| Men's, boys' furnishings stores | (NA) | 4 | (NA) | 536 | 56 | 1,195 | 1,034 | 30 | 19 | (NA) |
| Family clothing stores | (NA) | 3 | (NA) | 386 | 63 | 1,400 | 1,231 | 57 | 26 | (NA) |
| Women's clothing, specialty stores | 30 | 30 | 3,090 | 3,090 | 421 | 7,704 | 6,573 | 221 | 160 | 15 |
| Ready-to-wear stores | 23 | 23 | 2,942 | 2,942 | 391 | 7,072 | 6,000 | 205 | 149 | 14 |
| Millinery stores | 5 | 5 | (D) | (D) | (D) | (D) | (D) | (D) | (D) | (D) |
| Clothing, specialty stores, n.e.c. | 2 | 2 | (D) | (D) | (D) | (D) | (D) | (D) | (D) | (D) |
| Children's, infants' wear stores | 3 | 3 | (D) | (D) | (D) | (D) | (D) | (D) | (D) | (D) |
| Apparel stores, n.e.c. | 5 | 1 | (D) | (D) | (D) | (D) | (D) | (D) | (D) | (D) |
| Furniture, Home Furnishings, Appliance Dealers | | | | | | | | | | |
| Total | 62 | 50 | 7,881 | 7,801 | 991 | 16,715 | 15,312 | 307 | 243 | 56 |
| Furniture, home furnishings stores | 25 | 23 | 4,103 | (D) | 570 | 9,517 | 9,229 | 156 | 141 | 24 |
| Furniture stores | (NA) | 17 | (NA) | 3,615 | 505 | 8,520 | 8,281 | 145 | 131 | (NA) |
| Floor covering stores | (NA) | 2 | (NA) | (D) | (D) | (D) | (D) | (D) | (D) | (NA) |
| Home furnishings stores, n.e.c., antique stores | (NA) | 4 | (NA) | 127 | (D) | (D) | (D) | (D) | (D) | (NA) |
| Household appliance, radio, TV stores | 35 | 27 | 3,764 | (D) | 421 | 7,198 | 6,083 | 151 | 102 | 30 |
| Household appliance stores | (NA) | 9 | (NA) | 956 | 143 | 2,851 | 2,617 | 51 | 44 | (NA) |
| Appliance, radio, TV stores | (NA) | 11 | (NA) | 2,156 | 206 | 3,190 | 2,363 | 78 | 40 | (NA) |
| Radio, TV stores | (NA) | 7 | (NA) | (D) | 72 | 1,157 | 1,103 | 22 | 18 | (NA) |
| Automotive Group | | | | | | | | | | |
| Total | 65 | 57 | 23,921 | 23,677 | 2,226 | 45,204 | 44,133 | 638 | 595 | 51 |
| Passenger car dealers (franchised) | 28 | 28 | 20,019 | 20,019 | 1,866 | 38,574 | 37,804 | 521 | 504 | 16 |
| Passenger car dealers (nonfranchised) | 12 | 10 | 1,378 | (D) | 68 | 1,084 | 1,022 | 20 | 17 | 14 |
| Tire, battery, accessory dealers | 18 | 14 | 1,964 | 1,942 | 266 | 5,135 | 4,918 | 88 | 67 | 14 |
| Motocycle, aircraft, boat dealers | 5 | 3 | (D) | (D) | (D) | (D) | (D) | (D) | (D) | (D) |
| Household trailer dealers | 2 | 2 | (D) | (D) | (D) | (D) | (D) | (D) | (D) | (D) |
| Automotive dealers, n.e.c. | ... | ... | ... | ... | ... | ... | ... | ... | ... | ... |
| Gasoline Service Stations | | | | | | | | | | |
| Total | 133 | 95 | 7,448 | 6,634 | 518 | 10,769 | 9,004 | 270 | 172 | 154 |
| Lumber, Bldg. Mats., Hardware, Farm Equipment Dealers | | | | | | | | | | |
| Total | 88 | 70 | 13,217 | 12,627 | 1,374 | 24,835 | 23,871 | 378 | 334 | 84 |
| Farm equipment dealers | 17 | 15 | 2,755 | (D) | 259 | 4,728 | 4,694 | 65 | 63 | 22 |
| Lumber, building materials dealers | 26 | 26 | 7,016 | 7,016 | 628 | 10,996 | 10,415 | 167 | 145 | 20 |
| Paint, glass, wallpaper stores | 14 | 8 | 1,160 | 1,066 | 189 | 3,287 | 3,214 | 46 | 42 | 9 |
| Plumbing, electrical supply stores | 6 | 4 | 168 | (D) | 46 | 910 | 813 | 16 | 11 | 6 |
| Hardware stores | 25 | 17 | 2,118 | 1,634 | 252 | 4,914 | 4,735 | 34 | 27 | 27 |
| Drug Stores, Proprietary Stores | | | | | | | | | | |
| Total | 36 | 34 | 3,711 | (D) | 420 | 7,501 | 7,017 | 187 | 150 | 36 |
| Drug stores | (NA) | 29 | (NA) | 3,210 | (D) | (D) | (D) | (D) | (D) | (NA) |
| Proprietary stores | (NA) | 5 | (NA) | (D) | (D) | (D) | (D) | (D) | (D) | (NA) |
| Other Retail Stores | | | | | | | | | | |
| Total | 141 | 109 | 14,051 | 12,691 | 1,504 | 25,869 | 24,402 | 453 | 391 | 121 |
| Liquor stores | 4 | 4 | 1,934 | 1,934 | 80 | 1,562 | 1,501 | 30 | 27 | ... |
| Fuel, ice dealers | 21 | 17 | 2,834 | 2,740 | 396 | 7,557 | 7,462 | 108 | 104 | 18 |
| Fuel dealers (coal, wood) | (NA) | 12 | (NA) | 968 | 173 | 3,255 | 3,160 | 55 | 51 | (NA) |
| Liquefied petroleum gas dealers | (NA) | 3 | (NA) | (D) | (D) | (D) | (D) | (D) | (D) | (NA) |
| Fuel oil dealers | (NA) | 2 | (NA) | (D) | (D) | (D) | (D) | (D) | (D) | (NA) |
| Ice dealers | (NA) | ... | (NA) | ... | ... | ... | ... | ... | ... | (NA) |
| Hay, grain, feed stores | 22 | 16 | 4,417 | 3,405 | 216 | 4,316 | 3,958 | 74 | 66 | 17 |
| Farm, garden supply stores | 4 | 4 | 1,053 | 1,053 | 255 | 2,038 | 2,038 | 27 | 27 | 5 |

Standard Notes: (D) Withheld to avoid disclosure. (NA) Not available. n.e.c. Not elsewhere classified. XXX Not applicable. (Z) Less than \$500. ... Represents zero.
¹ Group totals may include data for establishments without payroll which could not be classified by detailed kind of business.

Table 103. RETAIL TRADE: 1954 — STANDARD METROPOLITAN AREAS — Continued

Establishments, Sales, Payroll, and Personnel, by Kind of Business

| Standard metropolitan area and kind of business | Establishments | | Sales | | Payroll, entire year (\$1,000) | Payroll, workweek ended nearest Nov. 15 | | Paid employees, workweek ended nearest Nov. 15 | | Proprietors (unincorporated businesses only) ¹ (Number) |
|---|-----------------------------|-----------------------|--|---------------------------------------|--------------------------------|---|-------------------------|--|------------------------|--|
| | Total ¹ (Number) | With payroll (Number) | Total, all establishments ¹ (\$1,000) | Establishments with payroll (\$1,000) | | Total (Dollars) | Full workweek (Dollars) | Total (Number) | Full workweek (Number) | |
| | | | | | | | | | | |
| WATERLOO STANDARD METROPOLITAN AREA--Con. | | | | | | | | | | |
| Other Retail Stores--Con. | | | | | | | | | | |
| Jewelry stores | 14 | 14 | 815 | 815 | 117 | 2,263 | 1,929 | 45 | 36 | 12 |
| Book stores | 4 | 4 | 459 | 459 | 59 | 1,095 | 930 | 27 | 15 | 2 |
| Stationery stores | ... | ... | ... | ... | ... | ... | ... | ... | ... | ... |
| Sporting goods stores | 12 | 6 | 372 | 276 | 28 | 517 | 467 | 10 | 7 | 10 |
| Bicycle stores | 3 | 1 | 36 | (D) | (D) | (D) | (D) | (D) | (D) | (D) |
| Florists | 7 | 6 | 317 | (D) | 58 | 1,012 | 860 | 23 | 16 | 10 |
| Cigar stores, stands | 1 | 5 | 204 | (D) | 12 | 274 | 264 | 10 | 9 | 8 |
| News dealers, newsstands | 1 | 1 | (D) | (D) | (D) | (D) | (D) | (D) | (D) | (D) |
| Gift, novelty, souvenir stores | 4 | 4 | 80 | (D) | 10 | 170 | 126 | 8 | 4 | 3 |
| Music stores | 3 | 3 | (D) | (D) | (D) | (D) | (D) | (D) | (D) | (D) |
| Camera, photographic supply stores | 3 | 3 | 267 | 267 | 59 | 1,133 | 1,052 | 19 | 16 | 1 |
| Luggage, leather goods stores | 1 | 1 | (D) | (D) | (D) | (D) | (D) | (D) | (D) | (D) |
| Optical goods stores | 1 | 1 | (D) | (D) | (D) | (D) | (D) | (D) | (D) | (D) |
| Office, store machine and equipment dealers | 3 | 3 | 299 | 299 | 66 | 1,178 | 1,178 | 19 | 14 | 3 |
| Retail stores (except second-hand) n.e.c. | 9 | 9 | 268 | 268 | 36 | 518 | 512 | 11 | 11 | 8 |
| Second-hand stores | 13 | 7 | 168 | 142 | 28 | 572 | 552 | 9 | 8 | 12 |
| Nonstore Retailers | | | | | | | | | | |
| Mail order houses | 80 | 10 | 2,390 | (D) | 376 | 7,087 | 7,077 | 95 | 94 | 75 |
| Direct selling (house-to-house) organizations | 2 | ... | (D) | ... | ... | ... | ... | ... | ... | (D) |
| Merchandise vending machine operators | 74 | 8 | 2,135 | (D) | ... | (D) | (D) | (D) | (D) | (D) |
| | 4 | 2 | (D) | (D) | (D) | (D) | (D) | (D) | (D) | (D) |

Standard Notes: (D) Withheld to avoid disclosure. (NA) Not available. n.e.c. Not elsewhere classified. XXX Not applicable. (Z) Less than \$500. ... Represents zero.
¹ Group totals may include data for establishments without payroll which could not be classified by detailed kind of business.

Table 103A. RETAIL TRADE: 1948¹ — STANDARD METROPOLITAN AREAS

Establishments and Sales, by Kind of Business

| Kind of business | Establishments, 1948 | | Sales, 1948 | | Establishments, 1948 | | Sales, 1948 | | Establishments, 1948 | | Sales, 1948 | |
|--|----------------------|-----------------------|-------------------------------------|---------------------------------------|----------------------|-----------------------|-------------------------------------|---------------------------------------|----------------------|-----------------------|-------------------------------------|---------------------------------------|
| | Total (Number) | With payroll (Number) | Total, all establishments (\$1,000) | Establishments with payroll (\$1,000) | Total (Number) | With payroll (Number) | Total, all establishments (\$1,000) | Establishments with payroll (\$1,000) | Total (Number) | With payroll (Number) | Total, all establishments (\$1,000) | Establishments with payroll (\$1,000) |
| | | | | | | | | | | | | |
| CEDAR RAPIDS STANDARD METROPOLITAN AREA | | | | | | | | | | | | |
| DAVENPORT-ROCK ISLAND-MOLINE STANDARD METROPOLITAN AREA | | | | | | | | | | | | |
| DES MOINES STANDARD METROPOLITAN AREA | | | | | | | | | | | | |
| Retail trade, total | 1,058 | 762 | 117,328 | 110,872 | 2,550 | 1,992 | 242,553 | 229,932 | 2,274 | 1,755 | 264,228 | 252,450 |
| Food stores | 278 | 142 | 18,973 | 15,409 | 579 | 378 | 47,097 | 41,556 | 567 | 354 | 45,111 | 39,967 |
| Eating, drinking places | 206 | 167 | 6,749 | 6,230 | 733 | 626 | 26,384 | 24,776 | 539 | 466 | 17,698 | 16,767 |
| General merchandise group | 27 | 21 | 15,769 | 15,711 | 61 | 53 | 37,073 | 37,006 | 43 | 31 | 43,486 | 43,320 |
| Apparel, accessories stores | 56 | 51 | 8,797 | 8,719 | 127 | 111 | 13,720 | 13,340 | 106 | 91 | 19,708 | 19,485 |
| Furniture, home furnishings, appliance dealers | 56 | 46 | 7,384 | 7,271 | 98 | 85 | 11,011 | 10,770 | 85 | 67 | 12,532 | 12,247 |
| Automotive group | 50 | 45 | 19,740 | 19,534 | 131 | 111 | 42,681 | 41,851 | 131 | 106 | 52,031 | 49,790 |
| Gasoline service stations | 126 | 82 | 5,763 | 4,900 | 289 | 192 | 13,117 | 10,935 | 272 | 194 | 12,042 | 10,480 |
| Lumber, building materials, hardware, farm equipment dealers | 96 | 83 | 13,968 | 13,664 | 130 | 103 | 19,493 | 18,929 | 135 | 116 | 18,694 | 18,268 |
| Drug stores, proprietary stores | 37 | 30 | 4,114 | 3,927 | 73 | 67 | 7,643 | 7,526 | 104 | 98 | 8,216 | 8,012 |
| Other retail stores | 123 | 92 | 15,953 | 15,389 | 314 | 251 | 22,191 | 21,100 | 275 | 215 | 30,596 | 30,000 |
| Nonstore retailers | 3 | 3 | 118 | 118 | 15 | 15 | 2,143 | 2,143 | 17 | 17 | 4,114 | 4,114 |
| DUBUQUE STANDARD METROPOLITAN AREA | | | | | | | | | | | | |
| OMAHA STANDARD METROPOLITAN AREA | | | | | | | | | | | | |
| SIOUX CITY STANDARD METROPOLITAN AREA | | | | | | | | | | | | |
| Retail trade, total | 851 | 589 | 74,921 | 67,184 | 3,419 | 2,639 | 377,634 | 361,471 | 1,250 | 952 | 125,161 | 118,905 |
| Food stores | 196 | 108 | 14,642 | 12,077 | 769 | 503 | 71,401 | 64,751 | 262 | 173 | 21,621 | 19,543 |
| Eating, drinking places | 252 | 182 | 6,784 | 5,717 | 863 | 745 | 34,347 | 32,559 | 290 | 247 | 8,909 | 8,423 |
| General merchandise group | 23 | 18 | 14,304 | 13,981 | 78 | 51 | 47,514 | 47,013 | 24 | 22 | 23,013 | (D) |
| Apparel, accessories stores | 42 | 35 | 3,773 | 3,613 | 168 | 130 | 29,968 | 29,362 | 75 | 56 | 8,339 | 8,048 |
| Furniture, home furnishings, appliance dealers | 35 | 17 | 2,820 | 1,201 | 148 | 122 | 22,645 | 22,202 | 60 | 48 | 4,450 | 4,167 |
| Automotive group | 54 | 41 | 11,024 | 10,423 | 192 | 166 | 72,235 | 71,263 | 59 | 45 | 19,440 | 18,589 |
| Gasoline service stations | 85 | 56 | 2,845 | 2,167 | 391 | 267 | 15,536 | 13,110 | 163 | 103 | 5,039 | 4,107 |
| Lumber, building materials, hardware, farm equipment dealers | 56 | 49 | 10,345 | 10,164 | 229 | 193 | 33,842 | 33,069 | 114 | 101 | 18,210 | 17,928 |
| Drug stores, proprietary stores | 22 | 17 | 1,299 | 1,161 | 157 | 144 | 13,471 | 13,146 | 43 | 38 | 4,081 | 3,955 |
| Other retail stores | 86 | 66 | 7,085 | 6,680 | 404 | 300 | 32,884 | (D) | 155 | 114 | 11,214 | (D) |
| Nonstore retailers | ... | ... | ... | ... | 20 | 18 | 3,791 | (D) | 5 | 5 | 845 | 845 |
| WATERLOO STANDARD METROPOLITAN AREA | | | | | | | | | | | | |
| Retail trade, total | 1,012 | 839 | 106,896 | 103,297 | | | | | | | | |
| Food stores | 205 | 146 | 19,146 | 17,492 | | | | | | | | |
| Eating, drinking places | 226 | 197 | 7,520 | 7,204 | | | | | | | | |
| General merchandise group | 22 | 21 | 15,181 | (D) | | | | | | | | |
| Apparel, accessories stores | 61 | 56 | 7,362 | 7,259 | | | | | | | | |
| Furniture, home furnishings, appliance dealers | 49 | 43 | 6,808 | 6,745 | | | | | | | | |
| Automotive group | 67 | 61 | 16,791 | 16,697 | | | | | | | | |
| Gasoline service stations | 118 | 85 | 5,468 | 4,737 | | | | | | | | |
| Lumber, building materials, hardware, farm equipment dealers | 83 | 75 | 11,514 | 11,321 | | | | | | | | |
| Drug stores, proprietary stores | 36 | 31 | 3,001 | 2,848 | | | | | | | | |
| Other retail stores | 138 | 117 | 12,658 | (D) | | | | | | | | |
| Nonstore retailers | 7 | 7 | 1,447 | 1,447 | | | | | | | | |

Standard Notes: (D) Withheld to avoid disclosure. (NA) Not available. ... Represents zero.
¹ Data in this table differ from those which appeared in the publications of the 1948 Census of Retail Trade. For a description of the adjustments see Comparison of 1948 and 1954 Censuses in the Introduction.

Table 104. RETAIL TRADE: 1954 — COUNTIES WITH 500 ESTABLISHMENTS OR MORE
Establishments, Sales, Payroll, and Personnel, by Kind of Business

| County and kind of business | Establishments | | Sales | | Payroll, entire year (\$1,000) | Payroll, workweek ended nearest Nov. 15 | | Paid employees, workweek ended nearest Nov. 15 | | Proprietors (unincorporated businesses only) ¹ (Number) |
|---|--------------------------------|--------------------------|---|--|-----------------------------------|---|----------------------------|--|---------------------------|---|
| | Total ¹ (Number) | With payroll (Number) | Total, all establishments ¹ (\$1,000) | Establishments with payroll (\$1,000) | | Total (Dollars) | Full workweek (Dollars) | Total (Number) | Full workweek (Number) | |
| BLACKHAWK COUNTY (See Waterloo Standard Metropolitan Area, Table 103.) | | | | | | | | | | |
| CERRO GORDO COUNTY | | | | | | | | | | |
| Retail trade, total..... | 625 | 469 | 67,206 | 64,102 | 7,045 | 135,283 | 123,888 | 2,908 | 2,313 | 578 |
| Food stores, total..... | 115 | 75 | 11,756 | 10,712 | 718 | 15,258 | 12,675 | 379 | 252 | 124 |
| Grocery stores..... | 96 | 64 | 10,975 | 10,149 | 655 | 13,118 | 11,166 | 324 | 215 | 102 |
| Meat markets, fish (seafood) markets..... | 5 | 1 | (D) | (D) | (D) | (D) | (D) | (D) | (D) | (D) |
| Fruit stores, vegetable markets..... | 1 | 1 | (D) | (D) | (D) | (D) | (D) | (D) | (D) | (D) |
| Candy, nut, confectionery stores..... | 6 | 4 | 142 | (D) | 19 | 470 | 402 | 16 | 10 | 4 |
| Other food stores..... | 5 | 5 | 222 | 222 | 34 | 1,452 | 889 | 32 | 20 | 5 |
| Eating, drinking places, total..... | 156 | 106 | 4,214 | 3,794 | 644 | 16,015 | 14,402 | 494 | 356 | 161 |
| Eating places..... | 98 | 80 | 3,216 | 2,934 | 536 | 12,939 | 11,554 | 414 | 293 | 121 |
| Drinking places..... | 38 | 26 | 998 | 860 | 108 | 3,076 | 2,848 | 80 | 63 | 40 |
| General merchandise group, total..... | 14 | 12 | 7,100 | (D) | 893 | 17,496 | 15,782 | 469 | 364 | 8 |
| General merchandise group (except variety)..... | 6 | 6 | (D) | (D) | (D) | (D) | (D) | (D) | (D) | (D) |
| Variety stores..... | 6 | 6 | (D) | (D) | (D) | (D) | (D) | (D) | (D) | (D) |
| Apparel, accessories stores, total..... | 44 | 44 | 4,511 | 4,511 | 542 | 11,707 | 10,586 | 276 | 209 | 29 |
| Shoe stores..... | 10 | 10 | 973 | 973 | 99 | 1,718 | 1,505 | 44 | 29 | 8 |
| Men's, boys' clothing and furnishings stores..... | 10 | 10 | 1,014 | 1,014 | 107 | 2,077 | 2,015 | 43 | 38 | 9 |
| Family clothing stores..... | 2 | 2 | (D) | (D) | (D) | (D) | (D) | (D) | (D) | (D) |
| Women's clothing, specialty stores..... | 20 | 20 | 2,167 | 2,167 | 282 | 6,220 | 5,694 | 154 | 123 | 9 |
| Ready-to-wear stores..... | 14 | 14 | 2,076 | 2,076 | 269 | 5,912 | 5,395 | 145 | 115 | 7 |
| Other clothing, specialty stores..... | 6 | 6 | 91 | (D) | 13 | 308 | 299 | 9 | 8 | 2 |
| Other apparel stores..... | 2 | 2 | (D) | (D) | (D) | (D) | (D) | (D) | (D) | (D) |
| Furniture, home furnishings, appliance dealers, total..... | 25 | 23 | 4,752 | (D) | 758 | 13,328 | 12,682 | 231 | 203 | 20 |
| Furniture, home furnishings stores, antique stores..... | 12 | 10 | 2,343 | (D) | 410 | 7,075 | 6,872 | 122 | 108 | 7 |
| Household appliance, radio, TV stores..... | 13 | 13 | 2,409 | 2,349 | 348 | 6,253 | 5,810 | 109 | 95 | 13 |
| Automotive group..... | 31 | 27 | 11,694 | 11,540 | 1,324 | 20,039 | 19,790 | 290 | 282 | 14 |
| Gasoline service stations..... | 72 | 52 | 3,503 | 2,983 | 247 | 6,644 | 6,007 | 153 | 120 | 69 |
| Lumber, bldg. mats., hardware, farm equip. dealers, total..... | 55 | 51 | 7,284 | 7,196 | 905 | 15,861 | 14,053 | 265 | 229 | 40 |
| Farm equipment dealers..... | 17 | 17 | 2,988 | 2,988 | 349 | 4,546 | 4,401 | 83 | 78 | 14 |
| Lumber, building materials, supplies, equipment dealers..... | 23 | 21 | 2,978 | (D) | 361 | 7,796 | 6,254 | 121 | 95 | 9 |
| Hardware stores..... | 15 | 13 | 1,318 | (D) | 195 | 3,519 | 3,398 | 61 | 56 | 17 |
| Drug stores, proprietary stores, total..... | 16 | 14 | 1,818 | (D) | 204 | 3,363 | 3,081 | 70 | 57 | 12 |
| Drug stores..... | (NA) | 12 | (NA) | (D) | (D) | (D) | (D) | (D) | (D) | (NA) |
| Proprietary stores..... | (NA) | 2 | (NA) | (D) | (D) | (D) | (D) | (D) | (D) | (NA) |
| Other retail stores, total..... | 63 | 51 | 9,235 | 9,109 | 702 | 13,355 | 12,675 | 241 | 206 | 51 |
| Liquor stores..... | 2 | 2 | (D) | (D) | (D) | (D) | (D) | (D) | (D) | (D) |
| Fuel, ice dealers..... | 2 | 2 | (D) | (D) | (D) | (D) | (D) | (D) | (D) | (D) |
| Feed, farm, garden supply stores..... | 20 | 14 | 5,785 | (D) | 258 | 4,573 | 4,285 | 83 | 69 | 12 |
| Jewelry stores..... | 8 | 8 | 648 | 648 | 89 | 1,896 | 1,873 | 29 | 27 | 6 |
| Book, stationery stores..... | 1 | 1 | (D) | (D) | (D) | (D) | (D) | (D) | (D) | (D) |
| Other retail stores (except second-hand)..... | 25 | 23 | 1,471 | (D) | 272 | 5,459 | 5,149 | 100 | 88 | 22 |
| Second-hand stores..... | 1 | 1 | (D) | (D) | (D) | (D) | (D) | (D) | (D) | (D) |
| Nonstore retailers..... | 54 | 14 | 1,339 | 869 | 108 | 2,217 | 2,155 | 40 | 35 | 50 |
| CLINTON COUNTY | | | | | | | | | | |
| Retail trade, total..... | 679 | 473 | 68,857 | 64,557 | 6,711 | 124,227 | 112,300 | 2,754 | 2,116 | 679 |
| Food stores, total..... | 123 | 67 | 12,769 | 11,453 | 676 | 12,890 | 9,742 | 352 | 182 | 134 |
| Grocery stores..... | 97 | 53 | 11,740 | 10,636 | 561 | 11,125 | 8,354 | 249 | 149 | 106 |
| Meat markets, fish (seafood) markets..... | 4 | 2 | 480 | (D) | (D) | (D) | (D) | (D) | (D) | (D) |
| Fruit stores, vegetable markets..... | 3 | 1 | 138 | (D) | (D) | (D) | (D) | (D) | (D) | (D) |
| Candy, nut, confectionery stores..... | 3 | 3 | 158 | 158 | 27 | 505 | 264 | 25 | 9 | 3 |
| Other food stores..... | 16 | 8 | 253 | 199 | 39 | 537 | 423 | 25 | 13 | 15 |
| Eating, drinking places, total..... | 135 | 101 | 3,860 | 3,284 | 536 | 11,324 | 10,103 | 379 | 291 | 154 |
| Eating places..... | 52 | 48 | 1,794 | 1,714 | 346 | 7,050 | 6,330 | 256 | 202 | 64 |
| Drinking places..... | 83 | 53 | 2,066 | 1,570 | 190 | 4,274 | 3,773 | 123 | 89 | 90 |
| General merchandise group, total..... | 23 | 17 | 6,763 | 6,621 | 952 | 17,977 | 15,396 | 490 | 347 | 21 |
| General merchandise group (except variety)..... | 13 | 9 | 5,310 | (D) | 719 | 12,977 | 11,753 | 316 | 253 | 12 |
| Variety stores..... | 10 | 8 | 1,453 | (D) | 233 | 5,000 | 3,643 | 174 | 94 | 9 |
| Apparel, accessories stores, total..... | 38 | 34 | 2,620 | 2,540 | 298 | 5,900 | 5,146 | 156 | 106 | 33 |
| Shoe stores..... | 8 | 8 | 617 | 617 | 65 | 1,241 | 1,123 | 28 | 20 | 7 |
| Men's, boys' clothing and furnishings stores..... | (NA) | 10 | (NA) | 746 | 95 | 1,984 | 1,774 | 44 | 30 | (NA) |
| Family clothing stores..... | (NA) | 1 | (NA) | (D) | (D) | (D) | (D) | (D) | (D) | (NA) |
| Women's clothing, specialty stores..... | 14 | 12 | 794 | (D) | 76 | 1,587 | 1,276 | 50 | 31 | 10 |
| Ready-to-wear stores..... | (NA) | 8 | (NA) | 669 | 64 | 1,358 | 1,054 | 43 | 25 | (NA) |
| Other clothing, specialty stores..... | (NA) | 4 | (NA) | 69 | 12 | 229 | 222 | 7 | 6 | (NA) |
| Other apparel stores..... | 3 | 3 | (D) | (D) | (D) | (D) | (D) | (D) | (D) | (D) |
| Furniture, home furnishings, appliance dealers, total..... | 38 | 26 | 2,768 | 2,576 | 338 | 6,714 | 6,543 | 120 | 111 | 44 |
| Furniture, home furnishings stores, antique stores..... | 26 | 16 | 2,061 | (D) | 266 | 5,067 | 5,000 | 82 | 79 | 31 |
| Household appliance, radio, TV stores..... | 12 | 10 | 707 | (D) | 72 | 1,647 | 1,543 | 38 | 32 | 13 |
| Automotive group..... | 42 | 36 | 14,301 | 13,709 | 1,442 | 24,397 | 23,597 | 396 | 360 | 28 |
| Gasoline service stations..... | 67 | 49 | 3,439 | 3,067 | 225 | 4,806 | 3,838 | 112 | 66 | 62 |

Standard Notes: (D) Withheld to avoid disclosure. (NA) Not available. n.e.c. Not elsewhere classified. XXX Not applicable. (Z) Less than \$500. ... Represents zero.
¹Group totals may include data for establishments without payroll which could not be classified by detailed kind of business.

Table 104. RETAIL TRADE: 1954 — COUNTIES WITH 500 ESTABLISHMENTS OR MORE—Continued

Establishments, Sales, Payroll, and Personnel, by Kind of Business

| County and kind of business | Establishments | | Sales | | Payroll, entire year (\$1,000) | Payroll, workweek ended nearest Nov. 15 | | Paid employees, workweek ended nearest Nov. 15 | | Proprietors (unincorporated businesses only) (Number) |
|---|--------------------------------|--------------------------|---|--|-----------------------------------|---|----------------------------|--|---------------------------|--|
| | Total ¹ (Number) | With payroll (Number) | Total, all establishments ¹ (\$1,000) | Establishments with payroll (\$1,000) | | Total (Dollars) | Full workweek (Dollars) | Total (Number) | Full workweek (Number) | |
| CLINTON COUNTY--Con. | | | | | | | | | | |
| Lumber, bldg. mats., hardware, farm equip. dealers, total..... | 67 | 57 | 8,802 | 8,636 | 943 | 16,960 | 16,324 | 266 | 244 | 59 |
| Farm equipment dealers..... | 17 | 17 | 3,052 | 3,052 | 298 | 4,859 | 4,776 | 69 | 66 | 17 |
| Lumber, building materials, supplies, equipment dealers..... | 32 | 28 | 5,133 | 5,061 | 591 | 11,190 | 10,653 | 178 | 162 | 21 |
| Hardware stores..... | 18 | 12 | 617 | 523 | 54 | 911 | 895 | 19 | 16 | 21 |
| Drug stores, proprietary stores, total..... | 19 | 13 | 1,531 | 1,397 | 170 | 3,043 | 2,714 | 77 | 55 | 16 |
| Drug stores..... | (NA) | 10 | (NA) | 1,334 | 166 | 2,943 | 2,649 | 73 | 52 | (NA) |
| Proprietary stores..... | (NA) | 3 | (NA) | 63 | 4 | 100 | 65 | 4 | 3 | (NA) |
| Other retail stores, total..... | 99 | 67 | 9,893 | (D) | (D) | (D) | (D) | (D) | (D) | (D) |
| Liquor stores..... | 2 | 2 | (D) | (D) | (D) | (D) | (D) | (D) | (D) | (D) |
| Fuel, ice dealers..... | 14 | 8 | 785 | 691 | 116 | 2,340 | 2,208 | 43 | 36 | 13 |
| Feed, farm, garden supply stores..... | 31 | 25 | 6,841 | 6,591 | 425 | 7,730 | 7,544 | 121 | 116 | 28 |
| Jewelry stores..... | 11 | 9 | 442 | (D) | 57 | 1,237 | 1,121 | 21 | 19 | 11 |
| Book, stationery stores..... | 3 | 1 | 22 | (D) | (D) | (D) | (D) | (D) | (D) | (D) |
| Other retail stores (except second-hand)..... | 26 | 22 | 1,121 | 1,013 | 124 | 2,290 | 1,938 | 58 | 42 | 32 |
| Second-hand stores..... | 2 | ... | (D) | ... | ... | ... | ... | ... | ... | (D) |
| Nonstore retailers..... | 28 | 6 | 2,111 | (D) | (D) | (D) | (D) | (D) | (D) | (D) |
| DUBUQUE COUNTY (See Dubuque Standard Metropolitan Area, Table 103.) | | | | | | | | | | |
| LEE COUNTY | | | | | | | | | | |
| Retail trade, total..... | 553 | 389 | 41,135 | 37,717 | 3,887 | 75,753 | 68,148 | 1,842 | 1,413 | 593 |
| Food stores, total..... | 102 | 60 | 9,777 | 8,829 | 521 | 9,717 | 8,657 | 268 | 195 | 129 |
| Grocery stores..... | 82 | 52 | 9,339 | 8,577 | 483 | 8,949 | 7,962 | 240 | 174 | 105 |
| Meat markets, fish (seafood) markets..... | 3 | 3 | 116 | 116 | 6 | 108 | 106 | 3 | 3 | 3 |
| Fruit stores, vegetable markets..... | ... | ... | ... | ... | ... | ... | ... | ... | ... | ... |
| Candy, nut, confectionery stores..... | 6 | 2 | 128 | (D) | (D) | (D) | (D) | (D) | (D) | (D) |
| Other food stores..... | 11 | 3 | 194 | (D) | (D) | (D) | (D) | (D) | (D) | (D) |
| Eating, drinking places, total..... | 102 | 86 | 2,621 | 2,415 | 431 | 9,407 | 8,544 | 319 | 243 | 110 |
| Eating places..... | 51 | 47 | 1,585 | 1,535 | 315 | 7,145 | 6,362 | 257 | 189 | 58 |
| Drinking places..... | 49 | 39 | 1,002 | 880 | 116 | 2,322 | 2,182 | 62 | 54 | 50 |
| General merchandise group, total..... | 21 | 19 | 3,214 | (D) | 422 | 8,322 | 7,293 | 247 | 166 | 12 |
| General merchandise group (except variety)..... | 16 | 14 | 2,312 | (D) | 257 | 5,113 | 4,685 | 132 | 101 | 12 |
| Variety stores..... | 5 | 5 | 902 | 902 | 165 | 3,209 | 2,608 | 115 | 65 | ... |
| Apparel, accessories stores, total..... | 48 | 38 | 3,025 | 2,831 | 364 | 5,982 | 4,970 | 172 | 118 | 41 |
| Shoe stores..... | 16 | 10 | 761 | 631 | 86 | 1,470 | 1,283 | 33 | 22 | 10 |
| Men's, boys' clothing and furnishings stores..... | (NA) | 6 | (NA) | 688 | 63 | 1,117 | 1,040 | 23 | 19 | (NA) |
| Family clothing stores..... | (NA) | 1 | (NA) | (D) | (D) | (D) | (D) | (D) | (D) | (NA) |
| Women's clothing, specialty stores..... | 18 | 18 | 1,393 | 1,393 | 206 | 3,299 | 2,587 | 111 | 75 | 14 |
| Ready-to-wear stores..... | 10 | 10 | 1,154 | 1,154 | 174 | 2,809 | 2,128 | 91 | 56 | 11 |
| Other clothing, specialty stores..... | 8 | 8 | 239 | 239 | 32 | 490 | 459 | 20 | 19 | 3 |
| Other apparel stores..... | 3 | 3 | (D) | (D) | (D) | (D) | (D) | (D) | (D) | (D) |
| Furniture, home furnishings, appliance dealers, total..... | 36 | 24 | 2,431 | 2,191 | 278 | 5,615 | 5,235 | 94 | 85 | 39 |
| Furniture, home furnishings stores, antique stores..... | 15 | 13 | 1,183 | (D) | 165 | 3,369 | 3,048 | 60 | 53 | 16 |
| Household appliance, radio, TV stores..... | 23 | 11 | 1,248 | (D) | 113 | 2,246 | 2,187 | 34 | 32 | 23 |
| Automotive group..... | 32 | 30 | 7,044 | (D) | 726 | 14,251 | 13,314 | 260 | 236 | 36 |
| Gasoline service stations..... | 47 | 37 | 2,699 | 2,271 | 194 | 3,966 | 3,563 | 92 | 68 | 57 |
| Lumber, bldg. mats., hardware, farm equip. dealers, total..... | 50 | 38 | 4,820 | 4,410 | 408 | 7,492 | 7,263 | 128 | 116 | 54 |
| Farm equipment dealers..... | 14 | 12 | 2,316 | (D) | 138 | 2,328 | 2,272 | 39 | 37 | 22 |
| Lumber, building materials, supplies, equipment dealers..... | 18 | 14 | 1,731 | 1,657 | 207 | 3,844 | 3,696 | 62 | 57 | 12 |
| Hardware stores..... | 18 | 12 | 773 | (D) | 63 | 1,320 | 1,295 | 27 | 22 | 20 |
| Drug stores, proprietary stores, total..... | 16 | 14 | 1,344 | (D) | 142 | 2,526 | 2,289 | 76 | 54 | 20 |
| Drug stores..... | (NA) | 12 | (NA) | (D) | (D) | (D) | (D) | (D) | (D) | (NA) |
| Proprietary stores..... | (NA) | 2 | (NA) | (D) | (D) | (D) | (D) | (D) | (D) | (NA) |
| Other retail stores, total..... | 70 | 40 | 3,675 | 2,995 | (D) | (D) | (D) | (D) | (D) | (D) |
| Liquor stores..... | 2 | 2 | (D) | (D) | (D) | (D) | (D) | (D) | (D) | (D) |
| Fuel, ice dealers..... | 22 | 12 | 1,121 | 993 | 137 | 2,954 | 2,443 | 69 | 47 | 18 |
| Feed, farm, garden supply stores..... | 15 | 5 | 926 | 710 | 31 | 702 | 634 | 14 | 12 | 16 |
| Jewelry stores..... | 10 | 8 | 376 | (D) | 44 | 933 | 840 | 21 | 16 | 11 |
| Book, stationery stores..... | ... | ... | ... | ... | ... | ... | ... | ... | ... | ... |
| Other retail stores (except second-hand)..... | 16 | 10 | 626 | 390 | 62 | 1,266 | 1,164 | 26 | 22 | 19 |
| Second-hand stores..... | 5 | 3 | (D) | (D) | (D) | (D) | (D) | (D) | (D) | (D) |
| Nonstore retailers..... | 27 | 3 | 485 | (D) | (D) | (D) | (D) | (D) | (D) | (D) |
| LINN COUNTY (See Cedar Rapids Standard Metropolitan Area, Table 103.) | | | | | | | | | | |
| POLK COUNTY (See Des Moines Standard Metropolitan Area, Table 103.) | | | | | | | | | | |

Standard Notes: (D) Withheld to avoid disclosure. (NA) Not available. n.e.c. Not elsewhere classified. XXX Not applicable. (Z) Less than \$500. ... Represents zero.
¹ Group totals may include data for establishments without payroll which could not be classified by detailed kind of business.

Table 104. RETAIL TRADE: 1954 — COUNTIES WITH 500 ESTABLISHMENTS OR MORE—Continued

Establishments, Sales, Payroll, and Personnel, by Kind of Business

| County and kind of business | Establishments | | Sales | | Payroll, entire year (\$1,000) | Payroll, workweek ended nearest Nov. 15 | | Paid employees, workweek ended nearest Nov. 15 | | Proprietors (unincorporated businesses only) ¹ (Number) |
|--|--------------------------------|--------------------------|---|--|-----------------------------------|---|----------------------------|--|---------------------------|---|
| | Total ¹ (Number) | With payroll (Number) | Total, all establishments ¹ (\$1,000) | Establishments with payroll (\$1,000) | | Total (Dollars) | Full workweek (Dollars) | Total (Number) | Full workweek (Number) | |
| | POTTAWATTAMIE COUNTY | | | | | | | | | |
| Retail trade, total..... | 738 | 514 | 68,596 | 63,626 | 6,362 | 123,486 | 115,084 | 2,505 | 2,030 | 790 |
| Food stores, total..... | 124 | 84 | 16,573 | 15,417 | 879 | 16,479 | 14,914 | 389 | 283 | 133 |
| Grocery stores..... | 112 | 76 | 16,072 | 14,936 | 810 | 14,919 | 13,514 | 349 | 253 | 122 |
| Meat markets, fish (seafood) markets..... | 3 | 3 | (D) | (D) | (D) | (D) | (D) | (D) | (D) | (D) |
| Fruit stores, vegetable markets..... | 1 | 1 | (D) | (D) | (D) | (D) | (D) | (D) | (D) | (D) |
| Candy, nut, confectionery stores..... | 2 | ••• | (D) | ••• | ••• | ••• | ••• | ••• | ••• | (D) |
| Other food stores..... | 6 | 4 | 203 | (D) | 44 | 955 | 887 | 26 | 19 | 6 |
| Eating, drinking places, total..... | 180 | 132 | 5,918 | 4,856 | 868 | 15,910 | 14,554 | 459 | 369 | 215 |
| Eating places..... | 94 | 72 | 3,639 | 2,987 | 647 | 11,530 | 10,482 | 338 | 273 | 114 |
| Drinking places..... | 86 | 60 | 2,279 | 1,869 | 221 | 4,380 | 4,072 | 121 | 96 | 101 |
| General merchandise group, total..... | 18 | 14 | 3,626 | (D) | (D) | (D) | (D) | (D) | (D) | (D) |
| General merchandise group (except variety)..... | 13 | 9 | 2,440 | (D) | (D) | (D) | (D) | (D) | (D) | (D) |
| Variety stores..... | 5 | 5 | 1,186 | 1,186 | 207 | 3,986 | 3,234 | 133 | 86 | 1 |
| Apparel, accessories stores, total..... | 33 | 25 | 3,637 | 3,511 | 424 | 8,371 | 7,702 | 205 | 161 | 31 |
| Shoe stores..... | 5 | 6 | (D) | (D) | (D) | (D) | (D) | (D) | (D) | (D) |
| Men's, boys' clothing and furnishings stores..... | (NA) | 4 | (NA) | 1,517 | 189 | 3,640 | 3,571 | 82 | 76 | (NA) |
| Family clothing stores..... | (NA) | 4 | (NA) | (D) | (D) | (D) | (D) | (D) | (D) | (NA) |
| Women's clothing, specialty stores..... | 11 | 9 | (D) | (D) | (D) | (D) | (D) | (D) | (D) | (D) |
| Ready-to-wear stores..... | (NA) | 6 | (NA) | 531 | 51 | 952 | 813 | 32 | 19 | (NA) |
| Other clothing, specialty stores..... | (NA) | 3 | (NA) | (D) | (D) | (D) | (D) | (D) | (D) | (NA) |
| Other apparel stores..... | 2 | ••• | (D) | ••• | ••• | ••• | ••• | ••• | ••• | (D) |
| Furniture, home furnishings, appliance dealers, total..... | 38 | 28 | 2,971 | (D) | (D) | (D) | (D) | (D) | (D) | (D) |
| Furniture, home furnishings stores, antique stores..... | 18 | 10 | (D) | (D) | (D) | (D) | (D) | (D) | (D) | (D) |
| Household appliance, radio, TV stores..... | 20 | 18 | (D) | (D) | (D) | (D) | (D) | (D) | (D) | (D) |
| Automotive group..... | 34 | 34 | 11,893 | 11,893 | 1,096 | 19,524 | 19,316 | 288 | 274 | 29 |
| Gasoline service stations..... | 112 | 62 | 6,288 | 5,032 | 409 | 8,715 | 7,542 | 191 | 135 | 128 |
| Lumber, bldg. mats., hardware, farm equip. dealers, total..... | 70 | 58 | 9,929 | 9,481 | 954 | 18,020 | 16,915 | 296 | 261 | 74 |
| Farm equipment dealers..... | 22 | 18 | 3,128 | 2,938 | 261 | 4,564 | 4,512 | 69 | 66 | 33 |
| Lumber, building materials, supplies, equipment dealers..... | 32 | 30 | 4,305 | (D) | 460 | 9,615 | 8,860 | 148 | 129 | 17 |
| Hardware stores..... | 16 | 10 | 2,496 | (D) | 233 | 3,841 | 3,543 | 79 | 66 | 24 |
| Drug stores, proprietary stores, total..... | 30 | 28 | 2,485 | (D) | 284 | 4,820 | 4,260 | 112 | 81 | 34 |
| Drug stores..... | (NA) | 24 | (NA) | (D) | 279 | 4,727 | 4,174 | 109 | 79 | (NA) |
| Proprietary stores..... | (NA) | 4 | (NA) | 99 | 5 | 93 | 86 | 3 | 2 | (NA) |
| Other retail stores, total..... | 69 | 45 | 4,125 | 3,757 | 384 | 7,515 | 7,209 | 129 | 117 | 63 |
| Liquor stores..... | 3 | 3 | (D) | (D) | (D) | (D) | (D) | (D) | (D) | (D) |
| Fuel, ice dealers..... | 8 | 8 | (D) | (D) | (D) | (D) | (D) | (D) | (D) | (D) |
| Feed, farm, garden supply stores..... | 15 | 9 | (D) | (D) | (D) | (D) | (D) | (D) | (D) | (D) |
| Jewelry stores..... | 8 | 8 | 376 | 376 | 53 | 1,133 | 1,110 | 19 | 17 | 6 |
| Book, stationery stores..... | 1 | 1 | (D) | (D) | (D) | (D) | (D) | (D) | (D) | (D) |
| Other retail stores (except second-hand)..... | 23 | 13 | 551 | 375 | 54 | 999 | 956 | 26 | 22 | 24 |
| Second-hand stores..... | 5 | 3 | 47 | (D) | 4 | ••• | ••• | ••• | ••• | 5 |
| Nonstore retailers..... | 30 | 4 | 1,151 | (D) | (D) | (D) | (D) | (D) | (D) | (D) |
| SCOTT COUNTY | | | | | | | | | | |
| Retail trade, total..... | 1,130 | 816 | 136,599 | 130,505 | 16,263 | 303,020 | 274,715 | 6,335 | 4,845 | 1,094 |
| Food stores, total..... | 201 | 139 | 26,520 | 24,810 | 1,914 | 30,455 | 24,225 | 779 | 437 | 210 |
| Grocery stores..... | 157 | 109 | 24,031 | 22,505 | 1,585 | 24,389 | 18,656 | 646 | 338 | 173 |
| Meat markets, fish (seafood) markets..... | 11 | 9 | 1,367 | (D) | 125 | 2,139 | 1,982 | 35 | 26 | 13 |
| Fruit stores, vegetable markets..... | ••• | ••• | (D) | ••• | ••• | ••• | ••• | ••• | ••• | ••• |
| Candy, nut, confectionery stores..... | 7 | 7 | (D) | (D) | (D) | (D) | (D) | (D) | (D) | (D) |
| Other food stores..... | 24 | 14 | (D) | (D) | (D) | (D) | (D) | (D) | (D) | (D) |
| Eating, drinking places, total..... | 275 | 219 | 10,353 | 9,447 | 1,790 | 33,354 | 29,168 | 978 | 703 | 302 |
| Eating places..... | 122 | 100 | 4,939 | 4,769 | 1,170 | 21,301 | 18,127 | 676 | 472 | 129 |
| Drinking places..... | 153 | 119 | 5,414 | 4,678 | 620 | 12,053 | 11,041 | 302 | 231 | 173 |
| General merchandise group, total..... | 29 | 23 | 20,306 | 20,174 | 3,186 | 65,114 | 58,896 | 1,514 | 1,209 | 22 |
| General merchandise group (except variety)..... | 14 | 14 | 17,189 | 17,189 | 2,710 | 55,813 | 50,709 | 1,228 | 1,006 | 7 |
| Variety stores..... | 15 | 9 | 3,117 | 2,985 | 476 | 9,301 | 8,187 | 286 | 203 | 15 |
| Apparel, accessories stores, total..... | 64 | 60 | 8,437 | 8,387 | 1,312 | 22,384 | 19,810 | 568 | 396 | 29 |
| Shoe stores..... | 19 | 15 | 1,303 | 1,253 | 164 | 3,388 | 2,914 | 70 | 38 | 8 |
| Men's, boys' clothing and furnishings stores..... | 10 | 10 | 2,332 | 2,332 | 401 | 6,625 | 6,029 | 136 | 104 | 5 |
| Family clothing stores..... | 3 | 3 | (D) | (D) | (D) | (D) | (D) | (D) | (D) | (D) |
| Women's clothing, specialty stores..... | 27 | 27 | 3,963 | 3,963 | 637 | 10,895 | 9,581 | 325 | 227 | 12 |
| Ready-to-wear stores..... | 17 | 17 | 3,972 | 3,472 | 566 | 9,592 | 8,497 | 283 | 201 | 8 |
| Other clothing, specialty stores..... | 10 | 10 | 491 | 491 | 71 | 1,303 | 1,084 | 42 | 26 | 4 |
| Other apparel stores..... | 5 | 5 | (D) | (D) | (D) | (D) | (D) | (D) | (D) | (D) |
| Furniture, home furnishings, appliance dealers, total..... | 61 | 43 | 7,217 | 6,847 | 1,171 | 21,319 | 20,649 | 333 | 306 | 60 |
| Furniture, home furnishings stores, antique stores..... | 35 | 27 | 4,775 | 4,633 | 908 | 16,043 | 15,741 | 239 | 226 | 33 |
| Household appliance, radio, TV stores..... | 26 | 16 | 2,442 | 2,214 | 263 | 5,276 | 4,908 | 94 | 80 | 27 |
| Automotive group..... | 51 | 45 | 22,615 | 22,169 | 2,227 | 43,654 | 42,631 | 580 | 537 | 40 |
| Gasoline service stations..... | 113 | 81 | 8,500 | 7,462 | 616 | 12,281 | 10,807 | 267 | 189 | 117 |
| Lumber, bldg. mats., hardware, farm equip. dealers, total..... | 32 | 46 | 11,108 | 10,952 | 1,437 | 23,330 | 22,429 | 332 | 306 | 53 |
| Farm equipment dealers..... | 14 | 14 | 2,756 | 2,756 | 206 | 4,312 | 4,276 | 67 | 66 | 20 |
| Lumber, building materials, supplies, equipment dealers..... | 29 | 27 | 7,554 | (D) | 1,174 | 17,931 | 17,182 | 240 | 223 | 21 |
| Hardware stores..... | 9 | 5 | 798 | (D) | 57 | 1,087 | 971 | 25 | 17 | 12 |

Standard Notes: (D) Withheld to avoid disclosure. (NA) Not available. n.e.c. Not elsewhere classified. XXX Not applicable. (Z) Less than \$500. ... Represents zero.

¹ Group totals may include data for establishments without payroll which could not be classified by detailed kind of business.

Table 104. RETAIL TRADE: 1954 — COUNTIES WITH 500 ESTABLISHMENTS OR MORE—Continued

Establishments, Sales, Payroll, and Personnel, by Kind of Business

| County and kind of business | Establishments | | Sales | | Payroll, entire year (\$1,000) | Payroll, workweek ended nearest Nov. 15 | | Paid employees, workweek ended nearest Nov. 15 | | Proprietors (unincorporated businesses only) ¹ (Number) |
|--|--------------------------------|--------------------------|---|--|-----------------------------------|---|----------------------------|--|---------------------------|---|
| | Total ¹ (Number) | With payroll (Number) | Total, all establishments ¹ (\$1,000) | Establishments with payroll (\$1,000) | | Total (Dollars) | Full workweek (Dollars) | Total (Number) | Full workweek (Number) | |
| SCOTT COUNTY—Con. | | | | | | | | | | |
| Drug stores, proprietary stores, total..... | 32 | 32 | 4,433 | 4,433 | 484 | 9,214 | 7,468 | 232 | 143 | 27 |
| Drug stores..... | 31 | 31 | (D) | (D) | (D) | (D) | (D) | (D) | (D) | (D) |
| Proprietary stores..... | 1 | 1 | (D) | (D) | (D) | (D) | (D) | (D) | (D) | (D) |
| Other retail stores, total..... | 159 | 111 | 14,163 | 13,685 | 1,622 | 33,404 | 30,420 | 591 | 469 | 139 |
| Liquor stores..... | 2 | 2 | (D) | (D) | (D) | (D) | (D) | (D) | (D) | (D) |
| Fuel, ice dealers..... | 23 | 15 | 1,982 | (D) | 280 | 5,807 | 5,110 | 102 | 70 | 20 |
| Feed, farm, garden supply stores..... | 18 | 16 | 4,893 | (D) | 344 | 6,488 | 6,309 | 88 | 85 | 7 |
| Jewelry stores..... | 14 | 10 | 904 | 846 | 162 | 2,876 | 2,836 | 43 | 39 | 15 |
| Book, stationery stores..... | 8 | 4 | (D) | (D) | (D) | (D) | (D) | (D) | (D) | (D) |
| Other retail stores (except second-hand)..... | 73 | 57 | 4,591 | 4,443 | 743 | 16,446 | 14,492 | 320 | 241 | 66 |
| Second-hand stores..... | 13 | 7 | 219 | 191 | 26 | 436 | 422 | 10 | 9 | 14 |
| Nonstore retailers..... | 93 | 17 | 2,947 | 2,139 | 504 | 8,511 | 8,212 | 161 | 150 | 95 |
| STORY COUNTY | | | | | | | | | | |
| Retail trade, total..... | 546 | 380 | 50,060 | 46,454 | 4,351 | 84,133 | 76,546 | 1,859 | 1,392 | 580 |
| Food stores, total..... | 81 | 53 | 12,142 | 11,442 | 817 | 14,989 | 12,960 | 334 | 206 | 87 |
| Grocery stores..... | 61 | 43 | 11,311 | 10,749 | 751 | 13,862 | 11,945 | 301 | 184 | 63 |
| Meat markets, fish (seafood) markets..... | 6 | 2 | (D) | (D) | (D) | (D) | (D) | (D) | (D) | (D) |
| Fruit stores, vegetable markets..... | 3 | 1 | 70 | (D) | (D) | (D) | (D) | (D) | (D) | (D) |
| Candy, nut, confectionery stores..... | 5 | 3 | 61 | (D) | (D) | (D) | (D) | (D) | (D) | (D) |
| Other food stores..... | 6 | 4 | 560 | (D) | 44 | 758 | 695 | 20 | 14 | 8 |
| Eating, drinking places, total..... | 102 | 76 | 2,454 | 2,132 | 366 | 9,009 | 7,929 | 331 | 229 | 127 |
| Eating places..... | 78 | 60 | 1,841 | 1,655 | 319 | 8,206 | 7,201 | 305 | 209 | 99 |
| Drinking places..... | 24 | 16 | 613 | 477 | 47 | 803 | 728 | 26 | 20 | 28 |
| General merchandise group, total..... | 16 | 12 | 3,227 | 3,189 | 389 | 7,094 | 6,349 | 207 | 143 | 10 |
| General merchandise group (except variety)..... | 9 | 7 | 2,670 | (D) | 311 | 5,499 | 4,964 | 148 | 104 | 5 |
| Variety stores..... | 7 | 5 | 557 | (D) | 78 | 1,595 | 1,385 | 59 | 39 | 5 |
| Apparel, accessories stores, total..... | 35 | 31 | 2,386 | 2,304 | 269 | 6,174 | 5,455 | 141 | 99 | 28 |
| Shoe stores..... | 8 | 6 | 395 | (D) | 40 | 636 | 525 | 17 | 9 | 5 |
| Men's, boys' clothing and furnishings stores..... | 9 | 9 | 792 | 792 | 66 | 1,531 | 1,211 | 32 | 16 | 11 |
| Family clothing stores..... | 3 | 3 | 400 | 400 | 57 | 1,016 | 981 | 28 | 24 | 2 |
| Women's clothing, specialty stores..... | 12 | 12 | (D) | (D) | (D) | (D) | (D) | (D) | (D) | (D) |
| Ready-to-wear stores..... | 10 | 10 | 602 | 602 | 84 | 2,563 | 2,310 | 54 | 40 | 7 |
| Other clothing, specialty stores..... | 2 | 2 | (D) | (D) | (D) | (D) | (D) | (D) | (D) | (D) |
| Other apparel stores..... | 1 | 1 | (D) | (D) | (D) | (D) | (D) | (D) | (D) | (D) |
| Furniture, home furnishings, appliance dealers, total..... | 39 | 23 | 2,263 | 2,083 | 220 | 4,031 | 3,755 | 74 | 61 | 44 |
| Furniture, home furnishings stores, antique stores..... | 14 | 8 | 1,045 | 959 | 94 | 1,785 | 1,704 | 29 | 26 | 17 |
| Household appliance, radio, TV stores..... | 23 | 15 | 1,204 | 1,124 | 126 | 2,246 | 2,051 | 45 | 35 | 25 |
| Automotive group..... | 34 | 26 | 8,902 | 8,714 | 781 | 13,078 | 12,935 | 211 | 200 | 35 |
| Gasoline service stations..... | 66 | 46 | 3,788 | 3,388 | 226 | 4,724 | 4,289 | 112 | 80 | 66 |
| Lumber, bldg. mats., hardware, farm equip. dealers, total..... | 57 | 51 | 6,464 | 6,374 | 670 | 13,676 | 12,630 | 226 | 193 | 59 |
| Farm equipment dealers..... | 16 | 16 | 2,350 | 2,350 | 191 | 3,799 | 3,680 | 65 | 60 | 19 |
| Lumber, building materials, supplies, equipment dealers..... | 22 | 20 | 2,819 | (D) | 350 | 7,224 | 6,531 | 109 | 90 | 10 |
| Hardware stores..... | 17 | 15 | 1,281 | (D) | 129 | 2,653 | 2,419 | 52 | 43 | 26 |
| Drug stores, proprietary stores, total..... | 25 | 17 | 1,426 | 1,316 | 130 | 2,987 | 2,346 | 60 | 39 | 28 |
| Drug stores..... | (NA) | 15 | (NA) | (D) | (D) | (D) | (D) | (D) | (D) | (NA) |
| Proprietary stores..... | (NA) | 2 | (NA) | (D) | (D) | (D) | (D) | (D) | (D) | (NA) |
| Other retail stores, total..... | 67 | 41 | 6,504 | 5,214 | 459 | 7,691 | 7,340 | 149 | 131 | 72 |
| Liquor stores..... | 1 | 1 | (D) | (D) | (D) | (D) | (D) | (D) | (D) | (D) |
| Fuel, ice dealers..... | 11 | 7 | 574 | 508 | 57 | 1,522 | 1,498 | 25 | 23 | 12 |
| Feed, farm, garden supply stores..... | 18 | 12 | 4,038 | 3,026 | 249 | 2,849 | 2,694 | 59 | 52 | 20 |
| Jewelry stores..... | 9 | 5 | 312 | 244 | 37 | 811 | 804 | 13 | 12 | 7 |
| Book, stationery stores..... | 4 | 2 | (D) | (D) | (D) | (D) | (D) | (D) | (D) | (D) |
| Other retail stores (except second-hand)..... | 15 | 13 | 615 | (D) | 60 | 1,526 | 1,403 | 31 | 25 | 13 |
| Second-hand stores..... | 1 | 1 | (D) | (D) | (D) | (D) | (D) | (D) | (D) | (D) |
| Nonstore retailers..... | 24 | 4 | 504 | 298 | 24 | 680 | 560 | 14 | 11 | 24 |
| WAPELLO COUNTY | | | | | | | | | | |
| Retail trade, total..... | 533 | 385 | 45,962 | 43,550 | 4,760 | 90,075 | 83,255 | 2,129 | 1,696 | 562 |
| Food stores, total..... | 86 | 70 | 10,842 | 10,540 | 630 | 11,927 | 10,362 | 307 | 216 | 94 |
| Grocery stores..... | 75 | 59 | 10,375 | 10,079 | 582 | 10,223 | 8,740 | 267 | 184 | 80 |
| Meat markets, fish (seafood) markets..... | 1 | 1 | (D) | (D) | (D) | (D) | (D) | (D) | (D) | (D) |
| Fruit stores, vegetable markets..... | 1 | 1 | (D) | (D) | (D) | (D) | (D) | (D) | (D) | (D) |
| Candy, nut, confectionery stores..... | 3 | 3 | (D) | (D) | (D) | (D) | (D) | (D) | (D) | (D) |
| Other food stores..... | 6 | 6 | 176 | 176 | 36 | 1,518 | 1,481 | 32 | 28 | 6 |
| Eating, drinking places, total..... | 109 | 89 | 3,134 | 2,824 | 514 | 9,217 | 8,306 | 379 | 276 | 132 |
| Eating places..... | 62 | 50 | 2,037 | 1,863 | 399 | 7,226 | 6,468 | 310 | 221 | 82 |
| Drinking places..... | 47 | 39 | 1,097 | 961 | 115 | 1,991 | 1,838 | 69 | 55 | 50 |
| General merchandise group, total..... | 17 | 15 | 4,386 | (D) | 598 | 12,898 | 11,497 | 328 | 247 | 6 |
| General merchandise group (except variety)..... | 11 | 9 | 3,243 | (D) | 415 | 9,133 | 8,166 | 208 | 155 | 5 |
| Variety stores..... | 6 | 6 | 1,143 | 1,143 | 183 | 3,765 | 3,331 | 120 | 92 | 1 |

Standard Notes: (D) Withheld to avoid disclosure. (NA) Not available. n.e.c. Not elsewhere classified. XXX Not applicable. (Z) Less than \$500. ... Represents zero.
¹ Group totals may include data for establishments without payroll which could not be classified by detailed kind of business.

Table 104. RETAIL TRADE: 1954 — COUNTIES WITH 500 ESTABLISHMENTS OR MORE—Continued

Establishments, Sales, Payroll, and Personnel, by Kind of Business

| County and kind of business | Establishments | | Sales | | Payroll, entire year (\$1,000) | Payroll, workweek ended nearest Nov. 15 | | Paid employees, workweek ended nearest Nov. 15 | | Proprietors (unincorporated businesses only) ¹ (Number) |
|---|--------------------------------|--------------------------|---|--|-----------------------------------|---|----------------------------|--|---------------------------|---|
| | Total ¹ (Number) | With payroll (Number) | Total, all establishments ¹ (\$1,000) | Establishments with payroll (\$1,000) | | Total (Dollars) | Full workweek (Dollars) | Total (Number) | Full workweek (Number) | |
| WAPELLO COUNTY—Con. | | | | | | | | | | |
| Apparel, accessories stores, total..... | 38 | 32 | 3,562 | 3,278 | 460 | 8,461 | 8,003 | 220 | 186 | 30 |
| Shoe stores..... | 5 | 5 | 590 | 590 | 89 | 1,606 | 1,539 | 29 | 24 | 2 |
| Men's, boys' clothing and furnishings stores..... | (NA) | 5 | (NA) | 785 | 76 | 1,319 | 1,304 | 24 | 23 | (NA) |
| Family clothing stores..... | (NA) | 2 | (NA) | (D) | (D) | (D) | (D) | (D) | (D) | (NA) |
| Women's clothing, specialty stores..... | 18 | 18 | 1,642 | 1,642 | 266 | 4,961 | 4,666 | 149 | 125 | 5 |
| Ready-to-wear stores..... | 12 | 12 | 1,509 | 1,509 | 244 | 4,543 | 4,324 | 136 | 116 | 4 |
| Other clothing, specialty stores..... | 6 | 6 | 133 | 133 | 22 | 418 | 342 | 13 | 9 | 1 |
| Other apparel stores..... | 2 | 2 | (D) | (D) | (D) | (D) | (D) | (D) | (D) | (D) |
| Furniture, home furnishings, appliance dealers, total..... | 30 | 18 | 2,820 | 2,520 | 381 | 6,239 | 5,645 | 142 | 102 | 27 |
| Furniture, home furnishings stores, antique stores..... | 11 | 9 | 1,553 | (D) | 270 | 4,249 | 4,018 | 80 | 70 | 8 |
| Household appliance, radio, TV stores..... | 19 | 9 | 1,267 | (D) | 111 | 1,990 | 1,627 | 62 | 32 | 19 |
| Automotive group..... | 29 | 25 | 8,008 | 7,972 | 957 | 18,181 | 17,946 | 266 | 257 | 27 |
| Gasoline service stations..... | 65 | 41 | 3,106 | 2,674 | 195 | 4,197 | 3,649 | 108 | 77 | 73 |
| Lumber, bldg. mats., hardware, farm equip. dealers, total..... | 52 | 36 | 4,114 | 3,802 | 458 | 8,346 | 8,023 | 149 | 135 | 55 |
| Farm equipment dealers..... | 10 | 10 | 1,482 | 1,482 | 138 | 2,583 | 2,559 | 44 | 41 | 10 |
| Lumber, building materials, supplies, equipment dealers..... | 29 | 19 | 1,813 | 1,649 | 218 | 3,896 | 3,750 | 64 | 60 | 30 |
| Hardware stores..... | 13 | 7 | 819 | 671 | 102 | 1,867 | 1,714 | 41 | 34 | 15 |
| Drug stores, proprietary stores, total..... | 14 | 12 | 1,765 | (D) | 208 | 3,556 | 3,404 | 85 | 76 | 16 |
| Drug stores..... | (NA) | 11 | (NA) | (D) | (D) | (D) | (D) | (D) | (D) | (NA) |
| Proprietary stores..... | (NA) | 1 | (NA) | (D) | (D) | (D) | (D) | (D) | (D) | (NA) |
| Other retail stores, total..... | 69 | 43 | 4,115 | 3,729 | 315 | 6,312 | 5,687 | 128 | 108 | 79 |
| Liquor stores..... | 2 | 2 | (D) | (D) | (D) | (D) | (D) | (D) | (D) | (D) |
| Fuel, ice dealers..... | 10 | 8 | 529 | (D) | 49 | 1,034 | 1,034 | 20 | 20 | 11 |
| Feed, farm, garden supply stores..... | 14 | 10 | 1,729 | 1,539 | 64 | 1,440 | 1,151 | 31 | 25 | 13 |
| Jewelry stores..... | 8 | 8 | 521 | 521 | 97 | 1,644 | 1,402 | 27 | 22 | 8 |
| Book, stationery stores..... | 1 | 1 | (D) | (D) | (D) | (D) | (D) | (D) | (D) | (D) |
| Other retail stores (except second-hand)..... | 25 | 13 | 797 | 691 | 74 | 1,615 | 1,551 | 38 | 31 | 34 |
| Second-hand stores..... | 5 | 1 | 34 | (D) | (D) | (D) | (D) | (D) | (D) | (D) |
| Nonstore retailers..... | 24 | 4 | 310 | 116 | 44 | 741 | 731 | 17 | 16 | 23 |
| WEBSTER COUNTY | | | | | | | | | | |
| Retail trade, total..... | 584 | 404 | 58,084 | 54,792 | 5,831 | 114,057 | 101,501 | 2,527 | 1,957 | 594 |
| Food stores, total..... | 100 | 58 | 11,481 | 10,237 | 632 | 11,964 | 11,126 | 263 | 200 | 102 |
| Grocery stores..... | 87 | 51 | 10,832 | 9,800 | 588 | 11,047 | 10,351 | 238 | 182 | 87 |
| Meat markets, fish (seafood) markets..... | 3 | 3 | 246 | 246 | 19 | 316 | 234 | 6 | 4 | 3 |
| Fruit stores, vegetable markets..... | 2 | ••• | (D) | ••• | ••• | ••• | ••• | ••• | ••• | (D) |
| Candy, nut, confectionery stores..... | 3 | 1 | (D) | (D) | (D) | (D) | (D) | (D) | (D) | (D) |
| Other food stores..... | 5 | 3 | 245 | (D) | (D) | (D) | (D) | (D) | (D) | (D) |
| Eating, drinking places, total..... | 112 | 82 | 3,626 | 3,220 | 582 | 11,755 | 10,178 | 426 | 327 | 142 |
| Eating places..... | 65 | 49 | 2,395 | 2,167 | 476 | 9,450 | 7,999 | 334 | 255 | 83 |
| Drinking places..... | 47 | 33 | 1,231 | 1,053 | 106 | 2,305 | 2,179 | 92 | 72 | 59 |
| General merchandise group, total..... | 19 | 15 | 8,007 | 7,921 | 1,128 | 20,690 | 17,447 | 544 | 371 | 12 |
| General merchandise group (except variety)..... | 15 | 11 | 6,806 | 6,720 | 931 | 16,880 | 14,433 | 416 | 296 | 10 |
| Variety stores..... | 4 | 4 | 1,201 | 1,201 | 197 | 3,810 | 3,014 | 128 | 75 | 2 |
| Apparel, accessories stores, total..... | 38 | 38 | 3,914 | 3,914 | 528 | 11,110 | 8,747 | 239 | 171 | 22 |
| Shoe stores..... | 10 | 10 | 1,139 | 1,139 | 170 | 3,403 | 3,014 | 64 | 47 | 4 |
| Men's, boys' clothing and furnishings stores..... | 11 | 11 | 1,451 | 1,451 | 177 | 4,596 | 3,086 | 81 | 52 | 11 |
| Family clothing stores..... | 1 | 1 | (D) | (D) | (D) | (D) | (D) | (D) | (D) | (D) |
| Women's clothing, specialty stores..... | 14 | 14 | 1,153 | 1,153 | 160 | 2,715 | 2,255 | 82 | 62 | 6 |
| Ready-to-wear stores..... | 9 | 9 | 1,028 | 1,028 | 137 | 2,252 | 1,819 | 68 | 49 | 6 |
| Other clothing, specialty stores..... | 5 | 5 | 125 | 125 | 23 | 463 | 446 | 14 | 13 | ••• |
| Other apparel stores..... | 2 | 2 | (D) | (D) | (D) | (D) | (D) | (D) | (D) | (D) |
| Furniture, home furnishings, appliance dealers, total..... | 32 | 24 | 2,145 | 2,045 | 246 | 4,476 | 4,129 | 88 | 73 | 36 |
| Furniture, home furnishings stores, antique stores..... | 17 | 13 | 1,596 | 1,548 | 183 | 3,195 | 3,139 | 60 | 54 | 21 |
| Household appliance, radio, TV stores..... | 15 | 11 | 549 | 497 | 63 | 1,281 | 990 | 28 | 19 | 15 |
| Automotive group..... | 24 | 24 | 9,067 | 9,067 | 928 | 17,255 | 16,956 | 279 | 267 | 22 |
| Gasoline service stations..... | 68 | 46 | 3,511 | 2,915 | 212 | 4,105 | 3,285 | 96 | 63 | 72 |
| Lumber, bldg. mats., hardware, farm equip. dealers, total..... | 56 | 46 | 6,845 | 6,617 | 610 | 12,372 | 11,736 | 199 | 174 | 66 |
| Farm equipment dealers..... | 19 | 17 | 2,384 | (D) | 162 | 2,796 | 2,633 | 48 | 42 | 21 |
| Lumber, building materials, supplies, equipment dealers..... | 28 | 22 | 3,460 | 3,400 | 360 | 7,508 | 7,173 | 116 | 103 | 30 |
| Hardware stores..... | 9 | 7 | 1,001 | (D) | 88 | 2,068 | 1,930 | 35 | 29 | 15 |
| Drug stores, proprietary stores, total..... | 14 | 10 | 1,823 | 1,757 | 237 | 4,107 | 3,829 | 98 | 78 | 12 |
| Drug stores..... | (NA) | 9 | (NA) | (D) | (D) | (D) | (D) | (D) | (D) | (NA) |
| Proprietary stores..... | (NA) | 1 | (NA) | (D) | (D) | (D) | (D) | (D) | (D) | (NA) |
| Other retail stores, total..... | 89 | 57 | 7,202 | 6,904 | 672 | 15,075 | 13,010 | 273 | 213 | 78 |
| Liquor stores..... | 2 | 2 | (D) | (D) | (D) | (D) | (D) | (D) | (D) | (D) |
| Fuel, ice dealers..... | 5 | 5 | 325 | 325 | 47 | 979 | 939 | 16 | 13 | 3 |
| Feed, farm, garden supply stores..... | 26 | 18 | 3,442 | 3,354 | 177 | 4,769 | 3,435 | 33 | 61 | 15 |
| Jewelry stores..... | 5 | 3 | 428 | (D) | 88 | 1,570 | 1,518 | 28 | 24 | 3 |
| Book, stationery stores..... | 1 | 1 | (D) | (D) | (D) | (D) | (D) | (D) | (D) | (D) |
| Other retail stores (except second-hand)..... | 31 | 25 | 1,949 | 1,845 | 312 | 6,720 | 6,134 | 126 | 98 | 35 |
| Second-hand stores..... | 7 | 3 | 88 | (D) | 11 | 337 | 302 | 7 | 5 | 7 |
| Nonstore retailers..... | 32 | 4 | 463 | 195 | 56 | 1,148 | 1,056 | 22 | 20 | 30 |
| WOODBURY COUNTY (See Sioux City Standard Metropolitan Area, Table 103.) | | | | | | | | | | |

Standard Notes: (D) Withheld to avoid disclosure. (NA) Not available. n.e.c. Not elsewhere classified. XXX Not applicable. (Z) Less than \$500. ... Represents zero.
¹ Group totals may include data for establishments without payroll which could not be classified by detailed kind of business.

Table 105. RETAIL TRADE: 1954 — CITIES WITH 500 ESTABLISHMENTS OR MORE

Establishments, Sales, Payroll, and Personnel, by Kind of Business

| City and kind of business | Establishments | | Sales | | Payroll, entire year (\$1,000) | Payroll, workweek ended nearest Nov. 15 | | Paid employees, workweek ended nearest Nov. 15 | | Proprietors (unincorporated businesses only) ¹ (Number) |
|--|--------------------------------|--------------------------|---|--|-----------------------------------|---|----------------------------|--|---------------------------|---|
| | Total ¹ (Number) | With payroll (Number) | Total, all establishments ¹ (\$1,000) | Establishments with payroll (\$1,000) | | Total (Dollars) | Full workweek (Dollars) | Total (Number) | Full workweek (Number) | |
| CEDAR RAPIDS | | | | | | | | | | |
| Retail trade, total..... | 867 | 591 | 124,070 | 118,394 | 15,873 | 301,475 | 282,853 | 6,021 | 4,889 | 828 |
| Food stores, total..... | 168 | 92 | 22,378 | 19,660 | 1,529 | 28,280 | 24,564 | 664 | 438 | 171 |
| Grocery stores..... | 132 | 58 | 20,410 | (D) | 1,213 | 21,905 | 18,888 | 491 | 318 | 137 |
| Meat markets, fish (seafood) markets..... | 6 | 6 | (D) | (D) | (D) | (D) | (D) | (D) | (D) | (D) |
| Fruit stores, vegetable markets..... | 2 | 2 | (D) | (D) | (D) | (D) | (D) | (D) | (D) | (D) |
| Candy, nut, confectionery stores..... | 4 | 4 | 133 | 133 | 13 | 194 | 171 | 8 | 5 | 3 |
| Other food stores..... | 24 | 22 | 1,235 | (D) | 247 | 5,000 | 4,369 | 140 | 92 | 23 |
| Eating, drinking places, total..... | 165 | 131 | 7,465 | 6,969 | 1,313 | 27,932 | 25,768 | 833 | 695 | 194 |
| Eating places..... | 100 | 78 | 5,176 | 4,962 | 1,119 | 23,478 | 21,745 | 713 | 599 | 125 |
| Drinking places..... | 65 | 53 | 2,289 | 2,007 | 194 | 4,454 | 4,023 | 120 | 96 | 69 |
| General merchandise group, total..... | 15 | 13 | 15,401 | (D) | 2,496 | 48,089 | 44,503 | 1,245 | 978 | 6 |
| General merchandise group (except variety)..... | 6 | 6 | (D) | (D) | (D) | (D) | (D) | (D) | (D) | (D) |
| Variety stores..... | 9 | 7 | (D) | (D) | (D) | (D) | (D) | (D) | (D) | (D) |
| Apparel, accessories stores, total..... | 59 | 51 | 11,004 | 10,858 | 2,021 | 38,078 | 35,015 | 795 | 588 | 28 |
| Shoe stores..... | 15 | 15 | (D) | (D) | (D) | (D) | (D) | (D) | (D) | (D) |
| Men's, boys' clothing and furnishings stores..... | (NA) | 7 | (NA) | (D) | (D) | (D) | (D) | (D) | (D) | (NA) |
| Family clothing stores..... | (NA) | 3 | (NA) | (D) | (D) | (D) | (D) | (D) | (D) | (NA) |
| Women's clothing, specialty stores..... | 24 | 22 | (D) | (D) | (D) | (D) | (D) | (D) | (D) | (D) |
| Ready-to-wear stores..... | (NA) | 12 | (NA) | (D) | (D) | (D) | (D) | (D) | (D) | (NA) |
| Other clothing, specialty stores..... | (NA) | 10 | (NA) | 846 | 178 | 3,739 | 3,466 | 84 | 61 | (NA) |
| Other apparel stores..... | 6 | 4 | 175 | (D) | 19 | 286 | 278 | 6 | 5 | 6 |
| Furniture, home furnishings, appliance dealers, total..... | 69 | 43 | 11,001 | 10,717 | 1,874 | 33,130 | 31,812 | 504 | 450 | 70 |
| Furniture, home furnishings stores, antique stores..... | 30 | 18 | 5,769 | (D) | (D) | (D) | (D) | (D) | (D) | (D) |
| Household appliance, radio, TV stores..... | 37 | 25 | 5,180 | (D) | (D) | (D) | (D) | (D) | (D) | (D) |
| Automotive group..... | 46 | 36 | 23,165 | 22,741 | 2,754 | 51,739 | 50,614 | 664 | 627 | 31 |
| Gasoline service stations..... | 95 | 73 | 5,771 | 5,425 | 520 | 11,380 | 9,465 | 268 | 179 | 94 |
| Lumber, bldg. mats., hardware, farm equip. dealers, total..... | 54 | 44 | 10,141 | 9,981 | 1,270 | 24,620 | 24,180 | 311 | 297 | 54 |
| Farm equipment dealers..... | 7 | 7 | 2,413 | 2,413 | 216 | 4,310 | 4,310 | 55 | 55 | 8 |
| Lumber, building materials, supplies, equipment dealers..... | 34 | 30 | 7,134 | 7,084 | 991 | 19,007 | 18,620 | 231 | 220 | 31 |
| Hardware stores..... | 13 | 7 | 594 | 484 | 63 | 1,303 | 1,250 | 25 | 22 | 15 |
| Drug stores, proprietary stores, total..... | 26 | 22 | 4,757 | 4,699 | 564 | 10,940 | 10,569 | 264 | 207 | 22 |
| Drug stores..... | (NA) | 21 | (NA) | (D) | (D) | (D) | (D) | (D) | (D) | (NA) |
| Proprietary stores..... | (NA) | 1 | (NA) | (D) | (D) | (D) | (D) | (D) | (D) | (NA) |
| Other retail stores, total..... | 108 | 74 | 11,099 | 10,577 | 1,268 | 22,684 | 21,865 | 409 | 370 | 100 |
| Liquor stores..... | 2 | 2 | (D) | (D) | (D) | (D) | (D) | (D) | (D) | (D) |
| Fuel, ice dealers..... | 11 | 11 | 1,843 | 1,843 | 337 | 7,132 | 6,929 | 95 | 87 | 4 |
| Feed, farm, garden supply stores..... | 14 | 6 | 739 | 547 | 40 | 393 | 358 | 8 | 6 | 13 |
| Jewelry stores..... | 13 | 11 | 2,935 | (D) | 308 | 4,183 | 3,874 | 76 | 65 | 15 |
| Book, stationery stores..... | 4 | 2 | (D) | (D) | (D) | (D) | (D) | (D) | (D) | (D) |
| Other retail stores (except second-hand)..... | 51 | 39 | 3,005 | 2,927 | 468 | 8,736 | 8,478 | 193 | 176 | 49 |
| Second-hand stores..... | 7 | 3 | (D) | (D) | (D) | (D) | (D) | (D) | (D) | (D) |
| Nonstore retailers..... | 62 | 12 | 1,888 | (D) | (D) | (D) | (D) | (D) | (D) | (D) |

Standard Notes: (D) Withheld to avoid disclosure. (NA) Not available. n.e.c. Not elsewhere classified. XXX Not applicable. (Z) Less than \$500. ... Represents zero.
¹Group totals may include data for establishments without payroll which could not be classified by detailed kind of business.

RETAIL TRADE—AREA STATISTICS

Table 105. RETAIL TRADE: 1954 — CITIES WITH 500 ESTABLISHMENTS OR MORE—Continued

Establishments, Sales, Payroll, and Personnel, by Kind of Business

| City and kind of business | Establishments | | Sales | | Payroll, entire year (\$1,000) | Payroll, workweek ended nearest Nov. 15 | | Paid employees, workweek ended nearest Nov. 15 | | Proprietors (unincorporated businesses only) ¹ (Number) |
|--|--------------------------------|--------------------------|---|--|-----------------------------------|---|----------------------------|--|---------------------------|---|
| | Total ¹ (Number) | With payroll (Number) | Total, all establishments ¹ (\$1,000) | Establishments with payroll (\$1,000) | | Total (Dollars) | Full workweek (Dollars) | Total (Number) | Full workweek (Number) | |
| DAVENPORT | | | | | | | | | | |
| Retail trade, total..... | 887 | 661 | 113,689 | 109,561 | 14,385 | 266,985 | 240,877 | 5,648 | 4,300 | 836 |
| Food stores, total..... | 155 | 115 | 21,913 | 20,673 | 1,655 | 25,940 | 20,558 | 653 | 365 | 149 |
| Grocery stores..... | 118 | 86 | 19,623 | 18,517 | 1,341 | 20,118 | 15,227 | 529 | 272 | 124 |
| Meat markets, fish (seafood) markets..... | 7 | 7 | (D) | (D) | (D) | (D) | (D) | (D) | (D) | (D) |
| Fruit stores, vegetable markets..... | *** | ** | *** | *** | *** | *** | *** | *** | *** | *** |
| Candy, nut, confectionery stores..... | 6 | 6 | (D) | (D) | (D) | (D) | (D) | (D) | (D) | (D) |
| Other food stores..... | 24 | 14 | (D) | (D) | (D) | (D) | (D) | (D) | (D) | (D) |
| Eating, drinking places, total..... | 214 | 176 | 8,507 | 7,873 | 1,586 | 29,126 | 25,627 | 833 | 617 | 235 |
| Eating places..... | 100 | 84 | 4,334 | 4,198 | 1,066 | 18,995 | 16,142 | 599 | 416 | 103 |
| Drinking places..... | 114 | 92 | 4,173 | 3,675 | 520 | 10,131 | 9,485 | 234 | 201 | 132 |
| General merchandise group, total..... | 19 | 17 | 19,735 | (D) | 3,149 | 64,419 | 58,244 | 1,497 | 1,196 | 9 |
| General merchandise group (except variety)..... | 9 | 9 | 16,757 | 16,757 | (D) | (D) | (D) | (D) | (D) | (D) |
| Variety stores..... | 10 | 8 | 2,978 | (D) | (D) | (D) | (D) | (D) | (D) | (D) |
| Apparel, accessories stores, total..... | 63 | 59 | (D) | (D) | (D) | (D) | (D) | (D) | (D) | (D) |
| Shoe stores..... | 19 | 15 | 1,503 | 1,253 | 164 | 3,388 | 2,914 | 70 | 38 | 8 |
| Men's, boys' clothing and furnishings stores..... | 9 | 9 | (D) | (D) | (D) | (D) | (D) | (D) | (D) | (D) |
| Family clothing stores..... | 3 | 3 | (D) | (D) | (D) | (D) | (D) | (D) | (D) | (D) |
| Women's clothing, specialty stores..... | 27 | 27 | 3,963 | 3,963 | 637 | 10,895 | 9,581 | 325 | 227 | 12 |
| Ready-to-wear stores..... | 17 | 17 | 3,472 | 3,472 | 566 | 9,592 | 8,497 | 283 | 201 | 8 |
| Other clothing, specialty stores..... | 10 | 10 | 491 | 491 | 71 | 1,303 | 1,084 | 42 | 26 | 4 |
| Other apparel stores..... | 5 | 5 | (D) | (D) | (D) | (D) | (D) | (D) | (D) | (D) |
| Furniture, home furnishings, appliance dealers, total..... | 56 | 40 | 7,003 | 6,643 | 1,150 | 20,869 | 20,219 | 323 | 297 | 55 |
| Furniture, home furnishings stores, antique stores..... | 34 | 26 | (D) | (D) | (D) | (D) | (D) | (D) | (D) | (D) |
| Household appliance, radio, TV stores..... | 22 | 14 | (D) | (D) | (D) | (D) | (D) | (D) | (D) | (D) |
| Automotive group..... | 37 | 35 | 19,777 | (D) | 2,004 | 39,397 | 38,464 | 523 | 484 | 27 |
| Gasoline service stations..... | 82 | 62 | 6,658 | 6,034 | 475 | 9,350 | 8,057 | 203 | 133 | 88 |
| Lumber, bldg. mads., hardware, farm equip. dealers, total..... | 28 | 24 | 5,982 | 5,866 | 962 | 14,889 | 14,131 | 209 | 190 | 24 |
| Farm equipment dealers..... | 3 | 3 | 162 | 162 | (D) | (D) | (D) | (D) | (D) | (D) |
| Lumber, building materials, supplies, equipment dealers..... | 19 | 17 | 5,229 | (D) | 898 | 13,455 | 12,807 | 186 | 172 | 14 |
| Hardware stores..... | 6 | 4 | 591 | (D) | (D) | (D) | (D) | (D) | (D) | (D) |
| Drug stores, proprietary stores, total..... | 29 | 29 | 4,108 | 4,108 | 455 | 8,604 | 6,871 | 220 | 133 | 25 |
| Drug stores..... | 29 | 29 | 4,108 | 4,108 | 455 | 8,604 | 6,871 | 220 | 133 | 25 |
| Proprietary stores..... | *** | ** | *** | *** | *** | *** | *** | *** | *** | *** |
| Other retail stores, total..... | 126 | 90 | 9,387 | 9,033 | 1,229 | 25,753 | 22,941 | 491 | 372 | 117 |
| Liquor stores..... | 2 | 2 | (D) | (D) | (D) | (D) | (D) | (D) | (D) | (D) |
| Fuel, ice dealers..... | 10 | 10 | 1,600 | 1,590 | 211 | 4,229 | 3,559 | 83 | 52 | 10 |
| Feed, farm, garden supply stores..... | 7 | 5 | 671 | (D) | 40 | 805 | 732 | 15 | 13 | 5 |
| Jewelry stores..... | 13 | 9 | (D) | (D) | (D) | (D) | (D) | (D) | (D) | (D) |
| Book, stationery stores..... | 8 | 4 | (D) | (D) | (D) | (D) | (D) | (D) | (D) | (D) |
| Other retail stores (except second-hand)..... | 65 | 53 | 4,449 | 4,345 | 727 | 16,131 | 14,216 | 313 | 235 | 56 |
| Second-hand stores..... | 13 | 7 | 219 | 191 | 26 | 436 | 422 | 10 | 9 | 14 |
| Nonstore retailers..... | 78 | 16 | (D) | (D) | (D) | (D) | (D) | (D) | (D) | (D) |

Standard Notes: (D) Withheld to avoid disclosure. (NA) Not available. n.e.c. Not elsewhere classified. XXX Not applicable. (Z) Less than \$500. ... Represents zero.
¹ Group totals may include data for establishments without payroll which could not be classified by detailed kind of business.

Table 105. RETAIL TRADE: 1954 — CITIES WITH 500 ESTABLISHMENTS OR MORE—Continued

Establishments, Sales, Payroll, and Personnel, by Kind of Business

| City and kind of business | Establishments | | Sales | | Payroll, entire year (\$1,000) | Payroll, workweek ended nearest Nov. 15 | | Paid employees, workweek ended nearest Nov. 15 | | Proprietors (unincorporated businesses only) ¹ (Number) |
|---|--------------------------------|--------------------------|---|--|-----------------------------------|---|----------------------------|--|---------------------------|---|
| | Total ¹ (Number) | With payroll (Number) | Total, all establishments ¹ (\$1,000) | Establishments with payroll (\$1,000) | | Total (Dollars) | Full workweek (Dollars) | Total (Number) | Full workweek (Number) | |
| DES MOINES | | | | | | | | | | |
| Retail trade, total..... | 2,263 | 1,551 | 284,225 | 271,363 | 33,582 | 658,571 | 607,728 | 13,475 | 10,896 | 2,345 |
| Food stores, total..... | 422 | 244 | 55,543 | 50,961 | 3,769 | 73,177 | 62,420 | 1,602 | 1,057 | 473 |
| Grocery stores..... | 335 | 191 | 50,615 | 46,647 | 3,110 | 60,741 | 51,183 | 1,274 | 821 | 385 |
| Meat markets, fish (seafood) markets..... | 12 | 10 | 1,502 | (D) | 122 | 1,976 | 1,850 | 36 | 30 | 14 |
| Fruit stores, vegetable markets..... | 18 | 2 | (D) | (D) | (D) | (D) | (D) | (D) | (D) | (D) |
| Candy, nut, confectionery stores..... | 11 | 7 | 526 | 512 | 69 | 1,391 | 1,270 | 34 | 26 | 8 |
| Bakery products stores..... | 25 | 17 | (D) | (D) | (D) | (D) | (D) | (D) | (D) | (D) |
| Other food stores..... | 19 | 17 | 1,194 | (D) | 226 | 3,764 | 2,988 | 135 | 69 | 11 |
| Eating, drinking places, total..... | 475 | 403 | 19,155 | 18,055 | 3,669 | 73,975 | 68,049 | 2,231 | 1,844 | 594 |
| Eating places (except refreshment stands)..... | 285 | 243 | 13,234 | 13,174 | 3,006 | 61,424 | 56,337 | 1,858 | 1,532 | 350 |
| Refreshment stands..... | 44 | 34 | 934 | 858 | 139 | 3,071 | 2,862 | 107 | 87 | 71 |
| Drinking places..... | 146 | 126 | 4,987 | 4,023 | 524 | 9,480 | 8,850 | 266 | 225 | 173 |
| General merchandise group, total..... | 43 | 37 | 41,453 | 41,287 | 6,329 | 128,974 | 110,330 | 3,273 | 2,450 | 29 |
| Department stores..... | 6 | 6 | 34,838 | 34,838 | 5,398 | 105,958 | 91,686 | 2,523 | 1,891 | ... |
| Dry goods, general merchandise stores..... | 16 | 16 | 2,211 | 2,125 | 216 | 4,720 | 3,593 | 138 | 78 | 16 |
| General stores..... | 1 | 1 | (D) | (D) | (D) | (D) | (D) | (D) | (D) | (D) |
| Variety stores..... | 20 | 14 | (D) | (D) | (D) | (D) | (D) | (D) | (D) | (D) |
| Apparel, accessories stores, total..... | 138 | 120 | (D) | (D) | (D) | (D) | (D) | (D) | (D) | (D) |
| Shoe stores..... | 34 | 32 | 3,770 | (D) | 541 | 9,868 | 8,783 | 185 | 129 | 13 |
| Men's, boys' clothing and furnishings stores..... | (NA) | 28 | (NA) | 4,981 | 842 | 15,564 | 14,826 | 291 | 251 | (NA) |
| Family clothing stores..... | (NA) | 7 | (NA) | 1,394 | 174 | 2,614 | 2,230 | 61 | 45 | (NA) |
| Women's clothing, specialty stores..... | 38 | 34 | (D) | (D) | (D) | (D) | (D) | (D) | (D) | (D) |
| Ready-to-wear stores..... | (NA) | 24 | (NA) | (D) | (D) | (D) | (D) | (D) | (D) | (NA) |
| Millinery stores..... | (NA) | 8 | (NA) | (D) | (D) | (D) | (D) | (D) | (D) | (NA) |
| Other clothing, specialty stores..... | (NA) | 2 | (NA) | (D) | (D) | (D) | (D) | (D) | (D) | (NA) |
| Other apparel stores..... | 23 | 19 | 1,302 | 1,194 | 249 | 4,951 | 4,516 | 112 | 85 | 27 |
| Furniture, home furnishings, appliance dealers, total..... | 135 | 81 | 14,524 | 13,602 | 2,480 | 47,320 | 46,384 | 687 | 634 | 138 |
| Furniture, home furnishings stores..... | 51 | 43 | 9,689 | 9,685 | 1,954 | 36,682 | 36,073 | 529 | 489 | 50 |
| Furniture stores..... | (NA) | 23 | (NA) | 8,130 | 1,687 | 31,214 | 30,801 | 442 | 412 | (NA) |
| Home furnishings stores, antique stores..... | (NA) | 20 | (NA) | 1,555 | 267 | 5,468 | 5,272 | 87 | 77 | (NA) |
| Household appliance, radio, TV stores..... | 82 | 38 | 4,607 | 3,917 | 526 | 10,638 | 10,311 | 158 | 145 | 86 |
| Automotive group, total..... | 123 | 101 | 60,535 | 60,029 | 5,208 | 98,523 | 97,197 | 1,312 | 1,255 | 110 |
| Passenger car dealers (franchised)..... | 26 | 24 | 46,495 | (D) | 4,254 | 80,276 | 79,516 | 1,018 | 1,001 | 15 |
| Passenger car dealers (nonfranchised)..... | 44 | 36 | 7,598 | 7,478 | 308 | 5,837 | 5,757 | 94 | 86 | 50 |
| Tire, battery, accessory dealers..... | 35 | 25 | 4,118 | 3,844 | 543 | 10,555 | 10,105 | 173 | 142 | 28 |
| Other automotive dealers..... | 18 | 16 | 2,324 | (D) | 103 | 1,855 | 1,819 | 27 | 26 | 17 |
| Gasoline service stations..... | 254 | 188 | 18,885 | 17,639 | 1,768 | 32,820 | 28,964 | 636 | 462 | 268 |
| Lumber, bldg. matls., hardware, farm equip. dealers, total..... | 109 | 87 | 16,343 | 15,911 | 2,234 | 45,273 | 44,020 | 645 | 592 | 75 |
| Farm equipment dealers..... | 11 | 9 | 1,374 | (D) | 122 | 2,346 | 2,301 | 34 | 33 | 9 |
| Lumber, building materials dealers..... | 29 | 23 | 9,051 | 8,973 | 1,084 | 21,564 | 21,024 | 268 | 254 | 15 |
| Plumbing, paint, electrical stores..... | 39 | 31 | 3,500 | 3,388 | 763 | 16,062 | 15,608 | 232 | 213 | 23 |
| Hardware stores..... | 30 | 24 | 2,418 | (D) | 265 | 5,301 | 5,087 | 111 | 92 | 28 |
| Drug stores, proprietary stores, total..... | 100 | 86 | 10,067 | 9,629 | 1,311 | 26,052 | 23,667 | 607 | 469 | 106 |
| Drug stores..... | (NA) | 77 | (NA) | (D) | (D) | (D) | (D) | (D) | (D) | (NA) |
| Proprietary stores..... | (NA) | 9 | (NA) | (D) | (D) | (D) | (D) | (D) | (D) | (NA) |
| Other retail stores, total..... | 276 | 178 | (D) | 21,500 | 2,990 | 56,920 | 55,157 | 961 | 860 | 278 |
| Liquor stores..... | 4 | 4 | (D) | (D) | (D) | (D) | (D) | (D) | (D) | (D) |
| Fuel, ice dealers..... | 23 | 15 | 4,364 | 4,202 | 651 | 12,999 | 12,900 | 183 | 177 | 16 |
| Feed, farm, garden supply stores..... | 14 | 10 | 1,291 | 1,175 | 95 | 1,460 | 1,372 | 31 | 26 | 14 |
| Jewelry stores..... | 24 | 14 | (D) | (D) | (D) | (D) | (D) | (D) | (D) | (D) |
| Book, stationery stores..... | 12 | 12 | 1,303 | 1,303 | 228 | 4,351 | 4,296 | 86 | 80 | 9 |
| Sporting goods, bicycle stores..... | 10 | 4 | 657 | 605 | 88 | 1,680 | 1,680 | 24 | 24 | 8 |
| Florists..... | 30 | 20 | 1,161 | (D) | (D) | (D) | (D) | (D) | (D) | (D) |
| Cigar stores, stands..... | 20 | 12 | 468 | 372 | 32 | 640 | 425 | 27 | 13 | 16 |
| News dealers, newsstands..... | 3 | 1 | (D) | (D) | (D) | (D) | (D) | (D) | (D) | (D) |
| Gift, novelty, souvenir stores..... | 12 | 8 | 243 | 189 | 15 | 430 | 186 | 20 | 5 | 14 |
| Music stores..... | 18 | 14 | (D) | 1,524 | 235 | 4,010 | 3,669 | 75 | 55 | (D) |
| Camera, photographic supply stores..... | 5 | 5 | 371 | 371 | 41 | 825 | 825 | 13 | 13 | 4 |
| Other retail stores (except second-hand)..... | 49 | 45 | 2,976 | 2,910 | 529 | 9,323 | 9,152 | 139 | 129 | 53 |
| Second-hand stores..... | 30 | 14 | 1,015 | 845 | 147 | 3,564 | 3,381 | 61 | 57 | 43 |
| Nonstore retailers, total..... | 188 | 26 | 5,791 | (D) | (D) | (D) | (D) | (D) | (D) | (D) |
| Mail order houses..... | 8 | 4 | 717 | 677 | 129 | 2,649 | 2,624 | 63 | 61 | 8 |
| Direct selling (house-to-house) organizations..... | 162 | 18 | 4,693 | (D) | (D) | (D) | (D) | (D) | (D) | (D) |
| Merchandise vending machine operators..... | 18 | 4 | 381 | 213 | 32 | 766 | 762 | 14 | 13 | 17 |

Standard Notes: (D) Withheld to avoid disclosure. (NA) Not available. n.e.c. Not elsewhere classified. XXX Not applicable. (Z) Less than \$500. ... Represents zero.

¹ Group totals may include data for establishments without payroll which could not be classified by detailed kind of business.

RETAIL TRADE—AREA STATISTICS

Table 105. RETAIL TRADE: 1954 — CITIES WITH 500 ESTABLISHMENTS OR MORE—Continued

Establishments, Sales, Payroll, and Personnel, by Kind of Business

| City and kind of business | Establishments | | Sales | | Payroll, entire year (\$1,000) | Payroll, workweek ended nearest Nov. 15 | | Paid employees, workweek ended nearest Nov. 15 | | Proprietors (unincorporated businesses only) ¹ (Number) |
|--|--------------------------------|--------------------------|---|--|-----------------------------------|---|----------------------------|--|---------------------------|---|
| | Total ¹ (Number) | With payroll (Number) | Total, all establishments ¹ (\$1,000) | Establishments with payroll (\$1,000) | | Total (Dollars) | Full workweek (Dollars) | Total (Number) | Full workweek (Number) | |
| DUBUQUE | | | | | | | | | | |
| Retail trade, total..... | 686 | 464 | 69,716 | 64,936 | 8,240 | 158,227 | 144,648 | 3,390 | 2,658 | 717 |
| Food stores, total..... | 145 | 79 | 15,124 | 13,086 | 851 | 16,821 | 14,630 | 411 | 269 | 162 |
| Grocery stores..... | 118 | 64 | 13,939 | 12,195 | 724 | 14,086 | 12,243 | 341 | 224 | 129 |
| Meat markets, fish (seafood) markets..... | 2 | 2 | (D) | (D) | (D) | (D) | (D) | (D) | (D) | (D) |
| Fruit stores, vegetable markets..... | 1 | 1 | (D) | (D) | (D) | (D) | (D) | (D) | (D) | (D) |
| Candy, nut, confectionery stores..... | 7 | 3 | 284 | 190 | 16 | 484 | 409 | 16 | 9 | 7 |
| Other food stores..... | 15 | 9 | (D) | (D) | (D) | (D) | (D) | (D) | (D) | (D) |
| Eating, drinking places, total..... | 186 | 132 | 5,577 | 4,799 | 797 | 15,465 | 13,449 | 504 | 357 | 218 |
| Eating places..... | 66 | 52 | 2,602 | 2,438 | 524 | 10,183 | 8,876 | 364 | 262 | 94 |
| Drinking places..... | 120 | 80 | 2,975 | 2,361 | 273 | 5,282 | 4,573 | 140 | 95 | 124 |
| General merchandise group, total..... | 9 | 9 | 12,251 | 12,251 | 2,127 | 41,186 | 38,488 | 983 | 818 | 2 |
| General merchandise group (except variety)..... | 5 | 5 | (D) | (D) | (D) | (D) | (D) | (D) | (D) | (D) |
| Variety stores..... | 4 | 4 | (D) | (D) | (D) | (D) | (D) | (D) | (D) | (D) |
| Apparel, accessories stores, total..... | 36 | 36 | 3,676 | 3,676 | 557 | 10,823 | 9,880 | 218 | 165 | 27 |
| Shoe stores..... | 10 | 10 | (D) | (D) | (D) | (D) | (D) | (D) | (D) | (D) |
| Men's, boys' clothing and furnishings stores..... | 9 | 9 | (D) | (D) | (D) | (D) | (D) | (D) | (D) | (D) |
| Family clothing stores..... | 1 | 1 | (D) | (D) | (D) | (D) | (D) | (D) | (D) | (D) |
| Women's clothing, specialty stores..... | 12 | 12 | (D) | (D) | (D) | (D) | (D) | (D) | (D) | (D) |
| Ready-to-wear stores..... | 6 | 6 | (D) | (D) | (D) | (D) | (D) | (D) | (D) | (D) |
| Other clothing, specialty stores..... | 6 | 6 | 285 | 285 | 39 | 729 | 700 | 19 | 17 | 3 |
| Other apparel stores..... | 4 | 4 | 336 | 336 | 86 | 1,902 | 1,865 | 35 | 33 | 4 |
| Furniture, home furnishings, appliance dealers, total..... | 32 | 26 | 2,983 | 2,861 | 449 | 8,379 | 8,093 | 131 | 121 | 29 |
| Furniture, home furnishings stores, antique stores..... | 16 | 16 | 1,761 | 1,761 | 298 | 5,902 | 5,710 | 88 | 82 | 16 |
| Household appliance, radio, TV stores..... | 16 | 10 | 1,222 | 1,100 | 151 | 2,477 | 2,383 | 43 | 39 | 13 |
| Automotive group..... | 29 | 27 | 9,985 | (D) | 1,222 | 21,044 | 20,648 | 294 | 277 | 16 |
| Gasoline service stations..... | 71 | 53 | 4,767 | 4,181 | 304 | 6,213 | 5,282 | 157 | 93 | 83 |
| Lumber, bldg. mats., hardware, farm equip. dealers, total..... | 17 | 17 | 4,548 | 4,548 | 615 | 11,496 | 10,250 | 177 | 150 | 14 |
| Farm equipment dealers..... | 2 | 2 | (D) | (D) | (D) | (D) | (D) | (D) | (D) | (D) |
| Lumber, building materials, supplies, equipment dealers..... | 11 | 11 | 2,695 | 2,695 | 344 | 6,748 | 5,635 | 96 | 76 | 12 |
| Hardware stores..... | 4 | 4 | (D) | (D) | (D) | (D) | (D) | (D) | (D) | (D) |
| Drug stores, proprietary stores, total..... | 23 | 17 | 2,729 | 2,529 | 487 | 10,875 | 9,316 | 246 | 188 | 19 |
| Drug stores..... | (NA) | 15 | (NA) | (D) | (D) | (D) | (D) | (D) | (D) | (NA) |
| Proprietary stores..... | (NA) | 2 | (NA) | (D) | (D) | (D) | (D) | (D) | (D) | (NA) |
| Other retail stores, total..... | 88 | 62 | 7,074 | (D) | 733 | 14,363 | 13,083 | 244 | 197 | 95 |
| Liquor stores..... | 6 | 4 | (D) | (D) | (D) | (D) | (D) | (D) | (D) | (D) |
| Fuel, ice dealers..... | 15 | 13 | 1,795 | (D) | 351 | 6,340 | 6,010 | 95 | 84 | 10 |
| Feed, farm, garden supply stores..... | 9 | 7 | 1,717 | (D) | 66 | 1,364 | 1,226 | 23 | 21 | 11 |
| Jewelry stores..... | 7 | 7 | 381 | 381 | 49 | 1,236 | 997 | 19 | 17 | 8 |
| Book, stationery stores..... | 4 | 4 | (D) | (D) | (D) | (D) | (D) | (D) | (D) | (D) |
| Other retail stores (except second-hand)..... | 29 | 27 | 1,399 | (D) | 189 | 4,053 | 3,562 | 78 | 51 | 31 |
| Second-hand stores..... | 4 | *** | 60 | *** | *** | *** | *** | *** | *** | 6 |
| Nonstore retailers..... | 50 | 6 | 1,002 | 404 | 98 | 1,562 | 1,529 | 25 | 23 | 52 |

Standard Notes: (D) Withheld to avoid disclosure. (NA) Not available. n.e.c. Not elsewhere classified. XXX Not applicable. (Z) Less than \$500. ... Represents zero.
¹ Group totals may include data for establishments without payroll which could not be classified by detailed kind of business.

Table 105. RETAIL TRADE: 1954 — CITIES WITH 500 ESTABLISHMENTS OR MORE—Continued

Establishments, Sales, Payroll, and Personnel, by Kind of Business

| City and kind of business | Establishments | | Sales | | Payroll, entire year (\$1,000) | Payroll, workweek ended nearest Nov. 15 | | Paid employees, workweek ended nearest Nov. 15 | | Proprietors (unincorporated businesses only) ¹ (Number) |
|--|--------------------------------|--------------------------|---|--|-----------------------------------|---|----------------------------|--|---------------------------|---|
| | Total ¹ (Number) | With payroll (Number) | Total, all establishments ¹ (\$1,000) | Establishments with payroll (\$1,000) | | Total (Dollars) | Full workweek (Dollars) | Total (Number) | Full workweek (Number) | |
| SIOUX CITY | | | | | | | | | | |
| Retail trade, total..... | 1,014 | 772 | 136,544 | 131,562 | 16,272 | 307,650 | 285,592 | 6,239 | 5,041 | 993 |
| Food stores, total..... | 194 | 132 | 23,370 | 23,802 | 1,820 | 33,994 | 29,931 | 783 | 525 | 188 |
| Grocery stores..... | 151 | 107 | 24,008 | 22,666 | 1,643 | 29,452 | 25,714 | 673 | 437 | 146 |
| Meat markets, fish (seafood) markets..... | 5 | 1 | (D) | (D) | (D) | (D) | (D) | (D) | (D) | (D) |
| Fruit stores, vegetable markets..... | 7 | 3 | 49 | 15 | 1 | 18 | 18 | 1 | 1 | 7 |
| Candy, nut, confectionery stores..... | 10 | 4 | 342 | 232 | 42 | 1,087 | 1,075 | 30 | 28 | 11 |
| Other food stores..... | 21 | 17 | (D) | (D) | (D) | (D) | (D) | (D) | (D) | (D) |
| Eating, drinking places, total..... | 233 | 211 | 9,500 | 8,862 | 1,828 | 36,227 | 32,885 | 1,147 | 916 | 257 |
| Eating places..... | 144 | 128 | 6,563 | 6,070 | 1,380 | 26,960 | 24,379 | 908 | 726 | 165 |
| Drinking places..... | 89 | 83 | 2,932 | 2,792 | 448 | 9,267 | 8,506 | 239 | 190 | 92 |
| General merchandise group, total..... | 22 | 22 | 24,759 | 24,759 | 3,411 | 68,906 | 60,331 | 1,513 | 1,093 | 12 |
| General merchandise group (except variety)..... | 10 | 10 | (D) | (D) | (D) | (D) | (D) | (D) | (D) | (D) |
| Variety stores..... | 12 | 12 | (D) | (D) | (D) | (D) | (D) | (D) | (D) | (D) |
| Apparel, accessories stores, total..... | 69 | 55 | 7,910 | (D) | (D) | (D) | (D) | (D) | (D) | (D) |
| Shoe stores..... | 14 | 12 | 1,227 | (D) | 159 | 2,799 | 2,572 | 54 | 41 | 4 |
| Men's, boys' clothing and furnishings stores..... | (NA) | 18 | (NA) | (D) | (D) | (D) | (D) | (D) | (D) | (NA) |
| Family clothing stores..... | (NA) | 3 | (NA) | 599 | 69 | 1,416 | 1,291 | 32 | 27 | (NA) |
| Women's clothing, specialty stores..... | 17 | 15 | (D) | (D) | (D) | (D) | (D) | (D) | (D) | (D) |
| Ready-to-wear stores..... | (NA) | 10 | (NA) | (D) | (D) | (D) | (D) | (D) | (D) | (NA) |
| Other clothing, specialty stores..... | (NA) | 5 | (NA) | 245 | 42 | 849 | 829 | 20 | 19 | (NA) |
| Other apparel stores..... | 7 | 7 | 310 | 310 | 40 | 763 | 674 | 14 | 11 | 5 |
| Furniture, home furnishings, appliance dealers, total..... | 60 | 46 | 5,658 | 5,528 | 861 | 15,167 | 14,753 | 241 | 224 | 64 |
| Furniture, home furnishings stores, antique stores..... | 27 | 23 | (D) | (D) | (D) | (D) | (D) | (D) | (D) | (D) |
| Household appliance, radio, TV stores..... | 33 | 23 | (D) | (D) | (D) | (D) | (D) | (D) | (D) | (D) |
| Automotive group..... | 59 | 45 | 28,270 | 27,670 | 3,063 | 54,906 | 54,674 | 683 | 671 | 45 |
| Gasoline service stations..... | 109 | 79 | 7,504 | 6,774 | 529 | 11,220 | 9,759 | 235 | 172 | 123 |
| Lumber, bldg. mads., hardware, farm equip. dealers, total..... | 63 | 57 | 11,853 | 11,723 | 1,446 | 26,764 | 26,221 | 367 | 340 | 47 |
| Farm equipment dealers..... | 11 | 11 | 2,366 | 2,366 | 196 | 3,330 | 3,289 | 49 | 46 | 8 |
| Lumber, building materials, supplies, equipment dealers..... | 34 | 32 | 8,437 | (D) | 1,128 | 21,117 | 20,699 | 275 | 256 | 21 |
| Hardware stores..... | 18 | 14 | 1,050 | (D) | 122 | 2,317 | 2,233 | 43 | 38 | 18 |
| Drug stores, proprietary stores, total..... | 35 | 27 | 4,282 | 4,100 | 712 | 13,413 | 12,667 | 351 | 295 | 34 |
| Drug stores..... | (NA) | 27 | (NA) | 4,100 | 712 | 13,413 | 12,667 | 351 | 295 | (NA) |
| Proprietary stores..... | (NA) | ••• | (NA) | ••• | ••• | ••• | ••• | ••• | ••• | (NA) |
| Other retail stores, total..... | 127 | 91 | 9,762 | (D) | (D) | (D) | (D) | (D) | (D) | (D) |
| Liquor stores..... | 3 | 3 | (D) | (D) | (D) | (D) | (D) | (D) | (D) | (D) |
| Fuel, ice dealers..... | 18 | 14 | (D) | 967 | 149 | 1,979 | 1,866 | 47 | 43 | (D) |
| Feed, farm, garden supply stores..... | 10 | 10 | 1,850 | 1,850 | 131 | 2,177 | 2,148 | 81 | 79 | 11 |
| Jewelry stores..... | 16 | 15 | 1,882 | 1,882 | 293 | 5,127 | 4,990 | 78 | 72 | 17 |
| Book, stationery stores..... | 4 | 2 | (D) | (D) | (D) | (D) | (D) | (D) | (D) | (D) |
| Other retail stores (except second-hand)..... | 56 | 40 | 2,802 | 2,596 | 398 | 7,519 | 6,961 | 148 | 125 | 59 |
| Second-hand stores..... | 12 | 6 | 144 | 122 | 15 | 447 | 424 | 16 | 10 | 11 |
| Nonstore retailers..... | 43 | 7 | 1,676 | 1,346 | 273 | 5,412 | 5,302 | 75 | 71 | 45 |

Standard Notes: (D) Withheld to avoid disclosure. (NA) Not available. n.e.c. Not elsewhere classified. XXX Not applicable. (Z) Less than \$500. ... Represents zero.
¹ Group totals may include data for establishments without payroll which could not be classified by detailed kind of business.

RETAIL TRADE—AREA STATISTICS

Table 105. RETAIL TRADE: 1954 — CITIES WITH 500 ESTABLISHMENTS OR MORE—Continued

Establishments, Sales, Payroll, and Personnel, by Kind of Business

| City and kind of business | Establishments | | Sales | | Payroll, entire year (\$1,000) | Payroll, workweek ended nearest Nov. 15 | | Paid employees, workweek ended nearest Nov. 15 | | Proprietors (unincorporated businesses only) ¹ (Number) |
|---|--------------------------------|--------------------------|---|--|-----------------------------------|---|----------------------------|--|---------------------------|---|
| | Total ¹ (Number) | With payroll (Number) | Total, all establishments ¹ (\$1,000) | Establishments with payroll (\$1,000) | | Total (Dollars) | Full workweek (Dollars) | Total (Number) | Full workweek (Number) | |
| WATERLOO | | | | | | | | | | |
| Retail trade, total..... | 780 | 590 | 97,611 | 93,999 | 10,843 | 197,400 | 179,737 | 4,187 | 3,171 | 762 |
| Food stores, total..... | 136 | 94 | 19,679 | 18,345 | 1,136 | 20,507 | 17,850 | 528 | 347 | 145 |
| Grocery stores..... | 119 | 81 | 19,131 | 17,899 | 1,062 | 19,249 | 16,860 | 484 | 325 | 128 |
| Meat markets, fish (seafood) markets..... | *** | *** | *** | *** | *** | *** | *** | *** | *** | *** |
| Fruit stores, vegetable markets..... | 3 | 1 | (D) | (D) | (D) | (D) | (D) | (D) | (D) | (D) |
| Candy, nut, confectionery stores..... | 1 | 1 | (D) | (D) | (D) | (D) | (D) | (D) | (D) | (D) |
| Other food stores..... | 11 | 11 | 380 | 380 | 72 | 1,223 | 955 | 43 | 21 | 6 |
| Eating, drinking places, total..... | 164 | 140 | 8,837 | 5,551 | 1,040 | 21,786 | 19,749 | 682 | 520 | 200 |
| Eating places..... | 105 | 91 | 3,647 | 3,503 | 797 | 16,613 | 15,045 | 540 | 407 | 123 |
| Drinking places..... | 57 | 49 | 2,182 | 2,048 | 243 | 5,173 | 4,704 | 142 | 113 | 75 |
| General merchandise group, total..... | 14 | 12 | 14,495 | (D) | 2,063 | 34,405 | 28,958 | 808 | 531 | 6 |
| General merchandise group (except variety)..... | 6 | 6 | (D) | (D) | (D) | (D) | (D) | (D) | (D) | (D) |
| Variety stores..... | 6 | 6 | (D) | (D) | (D) | (D) | (D) | (D) | (D) | (D) |
| Apparel, accessories stores, total..... | 61 | 57 | 6,808 | 6,790 | 901 | 16,047 | 13,737 | 417 | 278 | 43 |
| Shoe stores..... | 12 | 12 | 1,651 | 1,651 | 192 | 3,421 | 2,717 | 92 | 43 | 12 |
| Men's, boys' clothing and furnishings stores..... | 14 | 14 | 1,813 | 1,813 | 257 | 4,197 | 3,836 | 84 | 63 | 11 |
| Family clothing stores..... | 1 | 1 | (D) | (D) | (D) | (D) | (D) | (D) | (D) | (D) |
| Women's clothing, specialty stores..... | 27 | 27 | 2,884 | 2,884 | 394 | 7,231 | 6,118 | 210 | 150 | 12 |
| Ready-to-wear stores..... | 20 | 20 | 2,736 | 2,736 | 364 | 6,599 | 5,545 | 194 | 139 | 11 |
| Other clothing, specialty stores..... | 7 | 7 | 148 | 148 | 30 | 632 | 573 | 16 | 11 | 1 |
| Other apparel stores..... | 7 | 3 | (D) | (D) | (D) | (D) | (D) | (D) | (D) | (D) |
| Furniture, home furnishings, appliance dealers, total..... | 42 | 36 | 6,395 | 6,353 | 860 | 14,170 | 13,029 | 257 | 203 | 38 |
| Furniture, home furnishings stores, antique stores..... | 16 | 16 | 3,280 | 3,280 | 498 | 8,253 | 8,035 | 132 | 121 | 16 |
| Household appliance, radio, TV stores..... | 24 | 20 | 3,101 | 3,073 | 362 | 5,917 | 4,994 | 125 | 82 | 20 |
| Automotive group..... | 44 | 38 | 17,743 | 17,515 | 1,673 | 34,636 | 33,620 | 492 | 454 | 32 |
| Gasoline service stations..... | 88 | 60 | 5,124 | 4,566 | 400 | 8,121 | 6,968 | 196 | 131 | 101 |
| Lumber, bldg. matls., hardware, farm equip. dealers, total..... | 42 | 36 | 7,568 | 7,526 | 863 | 15,140 | 14,608 | 229 | 203 | 30 |
| Farm equipment dealers..... | 8 | 6 | 1,276 | (D) | 131 | 2,415 | 2,402 | 33 | 32 | 6 |
| Lumber, building materials, supplies, equipment dealers..... | 28 | 24 | 5,728 | (D) | 642 | 11,069 | 10,687 | 163 | 145 | 19 |
| Hardware stores..... | 6 | 6 | 564 | 564 | 90 | 1,656 | 1,519 | 33 | 26 | 5 |
| Drug stores, proprietary stores, total..... | 28 | 26 | 3,204 | (D) | 373 | 6,560 | 6,165 | 159 | 126 | 24 |
| Drug stores..... | (NA) | 22 | (NA) | (D) | (D) | (D) | (D) | (D) | (D) | (NA) |
| Proprietary stores..... | (NA) | 4 | (NA) | (D) | (D) | (D) | (D) | (D) | (D) | (NA) |
| Other retail stores, total..... | 106 | 84 | 8,796 | 8,472 | 1,209 | 20,102 | 19,127 | 343 | 302 | 91 |
| Liquor stores..... | 2 | 2 | (D) | (D) | (D) | (D) | (D) | (D) | (D) | (D) |
| Fuel, ice dealers..... | 18 | 16 | 2,713 | (D) | (D) | (D) | (D) | (D) | (D) | (D) |
| Feed, farm, garden supply stores..... | 9 | 7 | 1,162 | (D) | 265 | 2,289 | 2,229 | 53 | 32 | 7 |
| Jewelry stores..... | 12 | 12 | (D) | (D) | (D) | (D) | (D) | (D) | (D) | (D) |
| Book, stationery stores..... | 2 | 2 | (D) | (D) | (D) | (D) | (D) | (D) | (D) | (D) |
| Other retail stores (except second-hand)..... | 48 | 38 | 2,195 | 2,029 | 338 | 6,228 | 5,821 | 125 | 103 | 44 |
| Second-hand stores..... | 11 | 7 | (D) | 142 | 28 | 572 | 552 | 9 | 8 | (D) |
| Nonstore retailers..... | 55 | 7 | 1,962 | 1,540 | 325 | 5,926 | 5,926 | 76 | 76 | 52 |

Standard Notes: (D) Withheld to avoid disclosure. (NA) Not available. n.e.c. Not elsewhere classified. XXX Not applicable. (Z) Less than \$500. ... Represents zero.

¹ Group totals may include data for establishments without payroll which could not be classified by detailed kind of business.

LIST OF CORRECTIONS

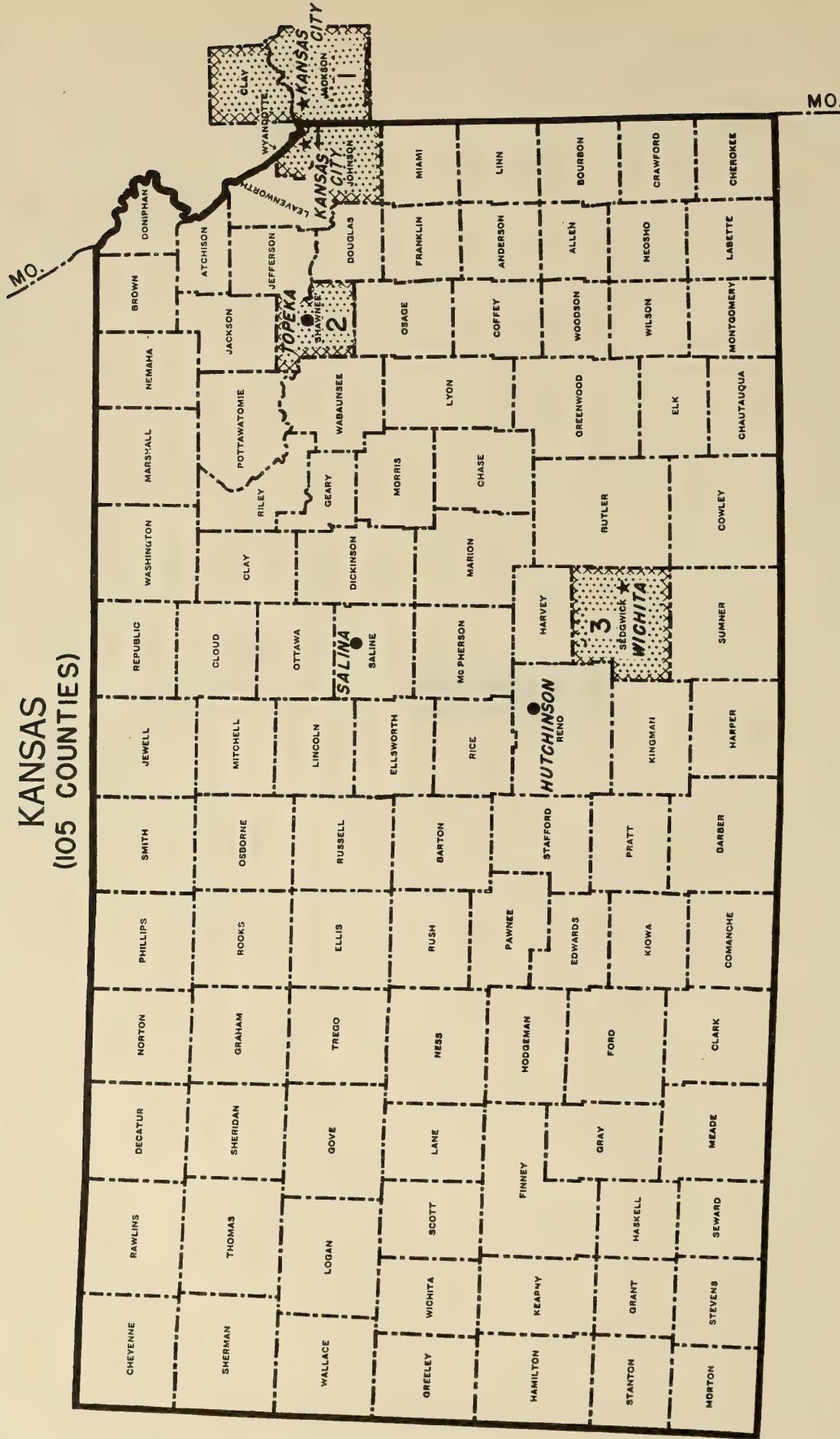
["Leaders" (.....) indicate no change]

| Table | Page | Item | Establishments | | Sales | | Payroll, entire year (\$1,000) | Payroll, workweek ended nearest Nov. 15 | | Paid employees, workweek ended nearest Nov. 15 | | Proprietors (unincorporated businesses only) (Number) |
|-------|-------|---|----------------|-----------------------|-------------------------------------|---------------------------------------|--------------------------------|---|-------------------------|--|------------------------|---|
| | | | Total (Number) | With payroll (Number) | Total, all establishments (\$1,000) | Establishments with payroll (\$1,000) | | Total (Dollars) | Full workweek (Dollars) | Total (Number) | Full workweek (Number) | |
| 103 | 15-17 | Cedar Rapids S. M. A. Direct selling (house-to-house) organizations..... | | | | 1,392 | | | | | | |
| | 15-19 | Des Moines S. M. A. Men's, boys' clothing and furnishings stores..... | | 27 | | 3,718 | 549 | 9,819 | 9,369 | 162 | 139 | |
| | | Men's, boys' clothing stores..... | | 19 | | 2,979 | 441 | 7,841 | 7,477 | 128 | 111 | |
| | | Family clothing stores..... | | 8 | | 2,657 | 467 | 8,359 | 7,687 | 190 | 157 | |
| 105 | 15-33 | Des Moines Men's, boys' clothing and furnishings stores..... | | 27 | | 3,718 | 549 | 9,819 | 9,369 | 162 | 139 | |
| | | Family clothing stores..... | | 8 | | 2,657 | 467 | 8,359 | 7,687 | 190 | 157 | |



KANSAS

KANSAS (105 COUNTIES)



STANDARD METROPOLITAN AREAS

- CODE
- 1 KANSAS CITY, MO.
 - 2 TOPEKA
 - 3 WICHITA

LEGEND

- PLACES OF 25,000 TO 100,000
- ★ PLACES OF 100,000 AND OVER
- ▨ STANDARD METROPOLITAN AREAS

CONTENTS

| <u>Table</u> | <u>Page</u> |
|--|-------------|
| 101. Retail Trade: 1954 - The State..... | 16-4 |
| 101A. Retail Trade: 1954 and 1948 - State..... | 16-5 |
| 102. Retail Trade: 1954 - Counties; Cities of 2,500 Inhabitants or More..... | 16-6 |
| 102A. Retail Trade: 1948 - Counties; Cities of 2,500 Inhabitants or More..... | 16-14 |
| 103. Retail Trade: 1954 - Standard Metropolitan Areas..... | 16-16 |
| 103A. Retail Trade: 1948 - Standard Metropolitan Areas..... | 16-20 |
| 104. Retail Trade: Counties With 500 Establishments or More..... | 16-21 |
| 105. Retail Trade: Cities With 500 Establishments or More..... | 16-25 |

List of corrections for this State
appears at end of chapter.

RETAIL TRADE—AREA STATISTICS

Table 101. RETAIL TRADE: 1954 — THE STATE

Establishments, Sales, Payroll, and Personnel, by Kind of Business

| Kind of business | Establishments | | Sales | | Payroll, entire year (\$1,000) | Payroll, workweek ended nearest Nov. 15 | | Paid employees, workweek ended nearest Nov. 15 | | Proprietors (unincorporated businesses only) ¹ (Number) |
|--|--------------------|---------------|--|-----------------------------|-----------------------------------|---|------------------|--|---------------|---|
| | Total ¹ | With payroll | Total, all establishments ¹ | Establishments with payroll | | Total | Full workweek | Total | Full workweek | |
| | (Number) | (Number) | (\$1,000) | (\$1,000) | | (Dollars) | (Dollars) | (Number) | (Number) | |
| Retail trade, total | 25,327 | 17,697 | 2,200,585 | 2,058,983 | 207,203 | 4,082,141 | 3,787,592 | 92,480 | 71,994 | 26,172 |
| Food Stores | | | | | | | | | | |
| Total | 4,014 | 2,588 | 479,087 | 444,419 | 28,781 | 540,137 | 464,125 | 12,910 | 8,692 | 4,270 |
| Grocery stores..... | 3,387 | 2,237 | 457,106 | 428,368 | 26,940 | 500,315 | 427,844 | 11,828 | 7,829 | 3,600 |
| Meat markets..... | 98 | 70 | 5,708 | 4,704 | 332 | 6,950 | 6,156 | 158 | 121 | 115 |
| Fish (seafood) markets..... | 1 | 1 | (D) | (D) | (D) | (D) | (D) | (D) | (D) | (D) |
| Fruit stores, vegetable markets..... | 76 | 22 | 3,201 | 1,627 | 101 | 2,605 | 2,332 | 59 | 43 | 36 |
| Candy, nut, confectionery stores..... | 98 | 38 | 2,002 | 1,082 | 152 | 3,587 | 3,018 | 128 | 95 | 97 |
| Bakery products stores..... | 148 | 116 | 3,546 | 3,140 | 653 | 15,035 | 13,959 | 450 | 368 | 169 |
| Bakeries, with baking on premises..... | (NA) | 113 | (NA) | 3,019 | 631 | 14,599 | 13,571 | 439 | 359 | (NA) |
| Bakeries, without baking on premises..... | (NA) | 3 | (NA) | 121 | 22 | 436 | 388 | 11 | 9 | (NA) |
| Delicatessen stores..... | 14 | 10 | (D) | (D) | (D) | (D) | (D) | (D) | (D) | (D) |
| Food stores, n.e.c..... | 180 | 94 | 6,886 | 5,110 | 574 | 11,072 | 10,331 | 270 | 224 | 167 |
| Eating, Drinking Places | | | | | | | | | | |
| Total | 4,320 | 3,222 | 115,122 | 101,908 | 19,454 | 420,887 | 384,371 | 14,390 | 11,854 | 5,116 |
| Eating places (except refreshment stands)..... | 2,692 | 2,120 | 74,606 | 74,606 | 16,091 | 349,494 | 322,393 | 11,997 | 10,112 | 3,265 |
| Restaurants, cafeterias..... | (NA) | 2,100 | (NA) | 73,355 | 15,622 | 340,606 | 313,688 | 11,824 | 9,952 | (NA) |
| Caterers..... | (NA) | 12 | (NA) | 117 | 18 | 298 | 212 | 14 | 5 | (NA) |
| In-plant food contractors..... | (NA) | 8 | (NA) | 1,134 | 451 | 8,590 | 8,493 | 159 | 155 | (NA) |
| Refreshment stands..... | 459 | 339 | 8,509 | 7,083 | 920 | 20,916 | 16,496 | 817 | 499 | 492 |
| Drinking places..... | 1,165 | 763 | 25,619 | 20,219 | 2,443 | 50,477 | 45,482 | 1,576 | 1,243 | 1,355 |
| General Merchandise Group | | | | | | | | | | |
| Total | 1,006 | 774 | 178,998 | 174,658 | 25,229 | 505,913 | 454,710 | 13,141 | 9,729 | 779 |
| Department stores..... | 44 | 44 | 74,500 | 74,500 | 12,088 | 252,893 | 234,389 | 5,356 | 4,529 | 4 |
| Dry goods, general merchandise stores..... | 422 | 330 | 56,576 | 54,932 | 6,287 | 131,321 | 120,122 | 3,291 | 2,429 | 335 |
| General stores..... | 180 | 96 | 8,223 | 6,221 | 342 | 6,537 | 5,874 | 213 | 158 | 206 |
| Variety stores..... | 348 | 304 | 39,551 | 39,005 | 6,512 | 115,162 | 94,325 | 4,281 | 2,613 | 222 |
| Apparel, Accessories Stores | | | | | | | | | | |
| Total | 1,354 | 1,136 | 101,476 | 97,840 | 12,561 | 244,770 | 225,213 | 5,863 | 4,666 | 1,286 |
| Shoe stores..... | 287 | 237 | 18,495 | 17,701 | 2,326 | 44,050 | 41,081 | 864 | 692 | 237 |
| Men's shoe stores..... | (NA) | 12 | (NA) | 543 | 61 | 1,221 | 1,153 | 25 | 16 | (NA) |
| Women's shoe stores..... | (NA) | 45 | (NA) | 4,155 | 614 | 12,293 | 11,516 | 222 | 173 | (NA) |
| Children's, juveniles' shoe stores..... | (NA) | 5 | (NA) | 227 | 20 | 357 | 342 | 10 | 8 | (NA) |
| Family shoe stores..... | (NA) | 175 | (NA) | 12,776 | 1,631 | 30,179 | 28,070 | 607 | 495 | (NA) |
| Men's, boys' clothing and furnishings stores..... | (NA) | 249 | (NA) | 22,963 | 2,782 | 52,612 | 48,447 | 1,110 | 860 | (NA) |
| Men's, boys' clothing stores..... | (NA) | 202 | (NA) | 19,663 | 2,432 | 45,720 | 42,378 | 956 | 751 | (NA) |
| Men's, boys' furnishings stores..... | (NA) | 47 | (NA) | 3,300 | 350 | 6,892 | 6,069 | 154 | 109 | (NA) |
| Family clothing stores..... | (NA) | 132 | (NA) | 18,767 | 2,732 | 53,492 | 49,370 | 1,220 | 1,015 | (NA) |
| Women's clothing, specialty stores..... | 495 | 423 | 35,964 | 34,988 | 4,390 | 88,143 | 80,520 | 2,475 | 1,963 | 454 |
| Ready-to-wear stores..... | (NA) | 355 | (NA) | 31,782 | 3,908 | 77,913 | 70,919 | 2,196 | 1,731 | (NA) |
| Millinery stores..... | (NA) | 41 | (NA) | 1,100 | 210 | 4,229 | 3,924 | 118 | 99 | (NA) |
| Clothing, specialty stores, n.e.c..... | (NA) | 27 | (NA) | 2,106 | 272 | 6,001 | 5,677 | 161 | 133 | (NA) |
| Children's, infants' wear stores..... | 92 | 74 | 3,011 | 2,693 | 233 | 4,447 | 3,915 | 145 | 98 | 97 |
| Apparel stores, n.e.c..... | 25 | 21 | 770 | 728 | 98 | 2,026 | 1,880 | 49 | 38 | 27 |
| Furniture, Home Furnishings, Appliance Dealers | | | | | | | | | | |
| Total | 1,365 | 1,013 | 106,025 | 100,411 | 13,975 | 274,236 | 262,182 | 4,507 | 4,023 | 1,356 |
| Furniture, home furnishings stores..... | 620 | 486 | 59,461 | 57,435 | 8,195 | 159,087 | 153,892 | 2,565 | 2,311 | 678 |
| Furniture stores..... | (NA) | 383 | (NA) | 50,609 | 7,016 | 135,720 | 131,396 | 2,189 | 1,967 | (NA) |
| Floor covering stores..... | (NA) | 48 | (NA) | 4,229 | 721 | 14,352 | 13,964 | 192 | 181 | (NA) |
| Home furnishings stores, n.e.c., antique stores..... | (NA) | 55 | (NA) | 2,597 | 458 | 9,015 | 8,532 | 184 | 163 | (NA) |
| Household appliance, radio, TV stores..... | 741 | 527 | 46,504 | 42,976 | 5,780 | 115,149 | 108,290 | 1,942 | 1,712 | 674 |
| Household appliance stores..... | (NA) | 257 | (NA) | 17,791 | 2,664 | 53,108 | 50,238 | 861 | 780 | (NA) |
| Appliance, radio, TV stores..... | (NA) | 197 | (NA) | 20,500 | 2,520 | 49,590 | 46,840 | 864 | 757 | (NA) |
| Radio, TV stores..... | (NA) | 73 | (NA) | 4,685 | 596 | 12,091 | 11,212 | 217 | 175 | (NA) |
| Automotive Group | | | | | | | | | | |
| Total | 1,844 | 1,448 | 476,271 | 466,277 | 43,597 | 835,254 | 824,501 | 15,855 | 11,640 | 1,838 |
| Passenger car dealers (franchised)..... | 937 | 897 | 400,267 | 398,689 | 37,015 | 706,924 | 702,218 | 13,789 | 9,811 | 933 |
| Passenger car dealers (nonfranchised)..... | 406 | 174 | 29,325 | 23,761 | 1,611 | 32,301 | 31,209 | 521 | 480 | 437 |
| Tire, battery, accessory dealers..... | 421 | 333 | 36,741 | 34,683 | 4,260 | 82,573 | 78,055 | 1,368 | 1,184 | 382 |
| Motorcycle, aircraft, boat dealers..... | 33 | 19 | (D) | (D) | (D) | (D) | (D) | (D) | (D) | (D) |
| Household trailer dealers..... | 38 | 24 | 8,035 | 7,533 | 519 | 8,595 | 8,174 | 116 | 105 | 42 |
| Automotive dealers, n.e.c..... | 1 | 1 | (D) | (D) | (D) | (D) | (D) | (D) | (D) | (D) |
| Gasoline Service Stations | | | | | | | | | | |
| Total | 3,438 | 2,206 | 173,915 | 147,713 | 11,967 | 251,536 | 223,767 | 5,776 | 4,314 | 3,708 |
| Lumber, Bldg. Mats., Hardware, Farm Equipment Dealers | | | | | | | | | | |
| Total | 2,638 | 2,148 | 275,747 | 266,077 | 26,037 | 502,394 | 477,321 | 8,431 | 7,571 | 2,358 |
| Farm equipment dealers..... | 818 | 718 | 102,230 | 99,104 | 8,195 | 154,603 | 149,853 | 2,597 | 2,453 | 885 |
| Lumber, building materials dealers..... | 746 | 676 | 111,401 | 110,065 | 10,434 | 198,884 | 189,417 | 3,188 | 2,822 | 362 |
| Paint, glass, wallpaper stores..... | 179 | 147 | 10,511 | 10,081 | 1,633 | 31,460 | 27,167 | 503 | 417 | 144 |
| Plumbing, electrical supply stores..... | 158 | 104 | 8,111 | 7,427 | 1,249 | 27,590 | 25,716 | 391 | 333 | 179 |
| Hardware stores..... | 735 | 503 | 43,432 | 39,400 | 4,526 | 89,857 | 85,168 | 1,752 | 1,546 | 786 |
| Drug Stores, Proprietary Stores | | | | | | | | | | |
| Total | 971 | 877 | 75,542 | 73,624 | 8,976 | 180,573 | 163,371 | 4,943 | 3,807 | 1,051 |
| Drug stores..... | (NA) | 719 | (NA) | 68,645 | 8,534 | 171,544 | 155,988 | 4,575 | 3,561 | (NA) |
| Proprietary stores..... | (NA) | 158 | (NA) | 4,979 | 442 | 9,029 | 7,383 | 368 | 246 | (NA) |
| Other Retail Stores | | | | | | | | | | |
| Total | 3,519 | 2,141 | 196,740 | 171,058 | 14,117 | 275,345 | 258,062 | 5,641 | 4,748 | 3,556 |
| Liquor stores..... | 904 | 610 | 44,021 | 34,141 | 1,541 | 29,651 | 26,399 | 823 | 637 | 916 |
| Fuel, ice dealers..... | 207 | 135 | 13,020 | 12,000 | 1,744 | 34,157 | 32,785 | 556 | 510 | 186 |
| Fuel dealers (coal, wood)..... | (NA) | 27 | (NA) | 1,324 | 153 | 3,082 | 2,541 | 67 | 45 | (NA) |
| Liquefied petroleum gas dealers..... | (NA) | 80 | (NA) | 9,101 | 83 | 27,106 | 26,369 | 413 | 395 | (NA) |
| Fuel oil dealers..... | (NA) | 9 | (NA) | 799 | 776 | 1,358 | 1,348 | 24 | 23 | (NA) |
| Ice dealers..... | (NA) | 19 | (NA) | 776 | 195 | 2,611 | 2,527 | 52 | 47 | (NA) |
| Hay, grain, feed stores..... | 441 | 317 | 69,634 | 65,804 | 2,886 | 52,787 | 49,782 | 998 | 887 | 356 |
| Farm, garden supply stores..... | 124 | 66 | 6,030 | 4,950 | 372 | 7,296 | 6,992 | 143 | 129 | 120 |

Standard Notes: (D) Withheld to avoid disclosure. (NA) Not available. n.e.c. Not elsewhere classified. XXX Not applicable. (Z) Less than \$500. ... Represents zero.

¹ Group totals may include data for establishments without payroll which could not be classified by detailed kind of business.

Table 101. RETAIL TRADE: 1954 — THE STATE — Continued
Establishments, Sales, Payroll, and Personnel, by Kind of Business

| Kind of business | Establishments | | Sales | | Payroll, entire year (\$1,000) | Payroll, workweek ended nearest Nov. 15 | | Paid employees, workweek ended nearest Nov. 15 | | Proprietors (unincorporated businesses only) ¹ (Number) |
|--|--------------------|--------------|--|-----------------------------|-----------------------------------|---|---------------|--|---------------|---|
| | Total ¹ | With payroll | Total, all establishments ¹ | Establishments with payroll | | Total | Full workweek | Total | Full workweek | |
| | (Number) | (Number) | (\$1,000) | (\$1,000) | | (Dollars) | (Dollars) | (Number) | (Number) | |
| Other Retail Stores—Con. | | | | | | | | | | |
| Jewelry stores..... | 442 | 268 | 17,138 | 14,820 | 2,193 | 44,031 | 41,868 | 781 | 691 | 484 |
| Book stores..... | 42 | 34 | 2,810 | 2,684 | 359 | 6,869 | 6,052 | 182 | 123 | 39 |
| Stationery stores..... | 35 | 23 | 2,523 | 2,291 | 283 | 5,598 | 5,458 | 101 | 90 | 48 |
| Sporting goods stores..... | 114 | 68 | 4,576 | 3,926 | 436 | 8,522 | 8,101 | 157 | 133 | 119 |
| Bicycle stores..... | 12 | 8 | 305 | 269 | 30 | 563 | 512 | 17 | 12 | 13 |
| Florists..... | 207 | 123 | 5,706 | 4,692 | 857 | 17,576 | 15,815 | 419 | 316 | 250 |
| Cigar stores, stands..... | 20 | 16 | 721 | 637 | 73 | 1,424 | 1,028 | 49 | 26 | 20 |
| News dealers, newsstands..... | 74 | 32 | 1,637 | 1,185 | 122 | 2,409 | 2,084 | 93 | 61 | 81 |
| Gift, novelty, souvenir stores..... | 118 | 76 | 2,576 | 2,248 | 241 | 5,237 | 4,769 | 174 | 139 | 121 |
| Music stores..... | 74 | 52 | 5,757 | 5,433 | 733 | 14,153 | 13,621 | 277 | 240 | 70 |
| Camera, photographic supply stores..... | 37 | 31 | 2,440 | 2,406 | 338 | 6,099 | 5,742 | 143 | 120 | 33 |
| Luggage, leather goods stores..... | 37 | 17 | 896 | 690 | 81 | 1,543 | 1,454 | 36 | 30 | 40 |
| Optical goods stores..... | 13 | 9 | 504 | 466 | 91 | 1,707 | 1,707 | 21 | 21 | 13 |
| Office, store machine and equipment dealers..... | 45 | 33 | 2,390 | 2,264 | 409 | 8,483 | 8,217 | 137 | 126 | 43 |
| Retail stores (except second-hand) n.e.c..... | 110 | 110 | 5,595 | 5,595 | 794 | 15,919 | 14,894 | 308 | 255 | 89 |
| Second-hand stores..... | 227 | 113 | 5,471 | 4,557 | 534 | 11,321 | 10,782 | 226 | 202 | 255 |
| Nonstore Retailers | | | | | | | | | | |
| Total..... | 858 | 144 | 21,662 | 14,998 | 2,509 | 51,096 | 49,969 | 1,023 | 950 | 854 |
| Mail order houses..... | 16 | 10 | 1,475 | 1,423 | 196 | 3,790 | 3,705 | 61 | 56 | 20 |
| Direct selling (house-to-house) organizations..... | 777 | 103 | 14,835 | 8,881 | 1,966 | 40,188 | 39,546 | 844 | 785 | 775 |
| Merchandise vending machine operators..... | 65 | 31 | 3,352 | 4,694 | 347 | 7,118 | 6,718 | 118 | 109 | 59 |

Standard Notes: (D) Withheld to avoid disclosure. (NA) Not available. n.e.c. Not elsewhere classified. XXXX Not applicable. (Z) Less than \$500. ... Represents zero.
¹ Group totals may include data for establishments without payroll which could not be classified by detailed kind of business.

Table 101A. RETAIL TRADE: 1954 AND 1948¹ — THE STATE
Establishments and Sales by Kind of Business

| Kind of business | 1954 | | | | 1948 ¹ | | | |
|--|--------------------------------|--------------------------|---|--|-------------------|--------------------------|--|--|
| | Establishments | | Sales | | Establishments | | Sales | |
| | Total ² (Number) | With payroll (Number) | Total, all establishments ² (\$1,000) | Establishments with payroll (\$1,000) | Total (Number) | With payroll (Number) | Total, all establishments (\$1,000) | Establishments with payroll (\$1,000) |
| Retail trade, total..... | 25,327 | 17,697 | 2,200,585 | 2,058,983 | 24,541 | 18,071 | 1,683,620 | 1,571,656 |
| Food stores, total..... | 4,014 | 2,588 | 479,087 | 444,419 | 4,788 | 3,088 | 346,808 | 309,598 |
| Grocery stores..... | 3,387 | 2,237 | 457,106 | 428,368 | 4,211 | 2,683 | 330,653 | 295,956 |
| Other food stores..... | 615 | 351 | 21,809 | 16,051 | 577 | 405 | 16,155 | 13,642 |
| Eating, drinking places, total..... | 4,320 | 3,222 | 115,122 | 101,908 | 4,599 | 3,429 | 97,362 | 85,434 |
| Eating places..... | 3,151 | 2,459 | 89,427 | 81,689 | 2,781 | 2,346 | 65,644 | 62,088 |
| Drinking places..... | 1,165 | 763 | 25,619 | 20,219 | 1,818 | 1,083 | 31,718 | 23,346 |
| General merchandise group..... | 1,006 | 774 | 178,998 | 174,658 | 903 | 724 | 155,020 | 152,221 |
| Apparel, accessories stores, total..... | 1,354 | 1,136 | 101,476 | 97,840 | 1,164 | 961 | 88,159 | 84,912 |
| Shoe stores..... | 287 | 237 | 18,495 | 17,701 | 210 | 184 | 13,056 | 12,535 |
| Other apparel stores..... | 1,035 | 899 | 82,313 | 80,139 | 954 | 777 | 75,103 | 72,377 |
| Furniture, home furnishings, appliance dealers..... | 1,365 | 1,013 | 106,025 | 100,411 | 1,396 | 1,085 | 89,140 | 83,563 |
| Automotive group..... | 1,844 | 1,448 | 476,271 | 466,277 | 2,073 | 1,725 | 348,218 | 338,356 |
| Gasoline service stations..... | 3,438 | 2,206 | 173,915 | 147,713 | 3,537 | 2,217 | 120,897 | 99,152 |
| Lumber, bldg. matls., hardware, farm equip. dealers, total..... | 2,638 | 2,148 | 275,747 | 266,077 | 2,929 | 2,457 | 273,955 | 265,009 |
| Farm equipment dealers..... | 818 | 718 | 102,230 | 99,104 | 904 | 825 | 113,820 | 111,304 |
| Lumber, bldg. matls., supplies, equipment, hardware dealers..... | 1,818 | 1,430 | 173,455 | 166,973 | 2,025 | 1,632 | 160,135 | 153,705 |
| Drug stores, proprietary stores, total..... | 971 | 877 | 75,542 | 73,624 | 973 | 873 | 55,191 | 53,616 |
| Drug stores..... | (NA) | 719 | (NA) | 68,645 | 753 | 699 | 48,439 | 47,487 |
| Proprietary stores..... | (NA) | 158 | (NA) | 4,979 | 220 | 174 | 6,752 | 6,129 |
| Other retail stores, total..... | 3,519 | 2,141 | 196,740 | 171,058 | 2,139 | 1,479 | 101,930 | 92,914 |
| Liquor stores..... | 904 | 610 | 44,021 | 34,141 | ... | ... | ... | ... |
| Fuel, ice dealers..... | 207 | 135 | 13,020 | 12,000 | 210 | 176 | 10,466 | 10,076 |
| Feed, farm, garden supply stores..... | 565 | 383 | 75,664 | 70,754 | 431 | 305 | 40,596 | 36,835 |
| Jewelry stores..... | 442 | 268 | 17,138 | 14,820 | 362 | 253 | 14,275 | 13,027 |
| Other retail stores..... | 1,165 | 745 | 43,907 | 39,343 | 1,136 | 745 | 36,593 | 32,976 |
| Nonstore retailers..... | 858 | 144 | 21,662 | 14,998 | 40 | 33 | 6,940 | 6,881 |

Standard Notes: (D) Withheld to avoid disclosure. (NA) Not available. ... Represents zero.
¹ Data in this table differ from those which appeared in the publications of the 1948 Census of Retail Trade. For a description of the adjustments see comparison of 1948 and 1954 Censuses in the Introduction.
² Group totals may include data for establishments without payroll which could not be classified by detailed kind of business.

Table 102. RETAIL TRADE: 1954 — COUNTIES.

Total Retail — Establishments, Sales, Payroll, and Personnel;

| Line No. | County and city | Total | | | | | | | Kind-of-business group | | | | |
|----------|--------------------------|----------------|-----------------------|-------------------------------------|---------------------------------------|--------------------------------|--|------------------------|---|-------------------------|-----------------|-------------------------|-----------------|
| | | Establishments | | Sales | | Payroll, entire year (\$1,000) | Paid employees, workweek ended nearest Nov. 15 | | Proprietors (unincorporated businesses only) (Number) | Food stores | | Eating, drinking places | |
| | | Total (Number) | With payroll (Number) | Total, all establishments (\$1,000) | Establishments with payroll (\$1,000) | | Total (Number) | Full workweek (Number) | | Establishments (Number) | Sales (\$1,000) | Establishments (Number) | Sales (\$1,000) |
| 1 | Kansas, total..... | 25,327 | 17,697 | 2,200,585 | 2,058,983 | 207,203 | 92,480 | 71,994 | 26,172 | 4,014 | 479,087 | 4,320 | 115,122 |
| 2 | Allen County..... | 277 | 191 | 17,118 | 15,704 | 1,530 | 753 | 610 | 288 | 56 | 3,861 | 34 | 760 |
| 3 | Iola..... | 163 | 119 | 11,786 | 11,052 | 1,148 | 546 | 445 | 165 | 28 | 2,570 | 20 | 524 |
| 4 | Remainder of County..... | 114 | 72 | 5,332 | 4,652 | 382 | 207 | 165 | 123 | 28 | 1,291 | 14 | 236 |
| 5 | Anderson County..... | 124 | 82 | 7,441 | 6,329 | 483 | 249 | 200 | 134 | 25 | 1,792 | 20 | 397 |
| 6 | Garnett..... | 74 | 56 | 5,172 | 4,910 | 410 | 207 | 164 | 82 | 13 | 1,185 | 10 | 238 |
| 7 | Remainder of County..... | 50 | 26 | 2,269 | 1,419 | 73 | 42 | 36 | 52 | 12 | 607 | 10 | 159 |
| 8 | Atchison County..... | 240 | 178 | 17,256 | 16,316 | 1,693 | 862 | 672 | 237 | 40 | 4,151 | 51 | 922 |
| 9 | Atchison..... | 197 | 155 | 15,641 | 14,941 | 1,593 | 805 | 623 | 195 | 37 | (D) | 40 | 760 |
| 10 | Remainder of County..... | 43 | 23 | 1,615 | 1,375 | 100 | 57 | 49 | 42 | 3 | (D) | 11 | 162 |
| 11 | Barber County..... | 132 | 94 | 9,028 | 8,072 | 690 | 314 | 262 | 146 | 23 | 2,192 | 16 | 303 |
| 12 | Barton County..... | 422 | 314 | 43,253 | 41,253 | 4,451 | 1,772 | 1,462 | 431 | 51 | 9,085 | 75 | 2,382 |
| 13 | Ellinwood..... | 39 | 35 | 2,799 | 2,743 | 245 | 124 | 110 | 42 | 3 | 629 | 6 | 206 |
| 14 | Great Bend..... | 219 | 171 | 29,726 | 29,040 | 3,410 | 1,276 | 1,044 | 209 | 20 | 6,270 | 31 | 1,129 |
| 15 | Holsington..... | 71 | 57 | 5,903 | 5,687 | 539 | 238 | 200 | 77 | 9 | 1,450 | 13 | 456 |
| 16 | Remainder of County..... | 93 | 51 | 4,825 | 3,783 | 257 | 134 | 108 | 103 | 19 | 736 | 25 | 591 |
| 17 | Bourbon County..... | 243 | 173 | 17,211 | 16,099 | 1,506 | 721 | 606 | 249 | 44 | 3,842 | 34 | 929 |
| 18 | Fort Scott..... | 191 | 149 | 15,754 | 15,048 | 1,444 | 674 | 569 | 191 | 31 | 3,384 | 24 | 687 |
| 19 | Remainder of County..... | 52 | 24 | 1,457 | 1,051 | 62 | 47 | 37 | 58 | 13 | 458 | 10 | 242 |
| 20 | Brown County..... | 215 | 145 | 13,023 | 11,923 | 975 | 467 | 384 | 229 | 37 | 3,057 | 31 | 551 |
| 21 | Hiawatha..... | 95 | 73 | 8,147 | 7,807 | 696 | 322 | 277 | 101 | 14 | 1,810 | 11 | 346 |
| 22 | Remainder of County..... | 120 | 72 | 4,876 | 4,116 | 279 | 145 | 107 | 128 | 23 | 1,247 | 20 | 205 |
| 23 | Butler County..... | 452 | 308 | 41,580 | 37,788 | 3,561 | 1,509 | 1,218 | 465 | 76 | 8,471 | 68 | 2,486 |
| 24 | Augusta..... | 99 | 79 | 8,947 | 8,541 | 821 | 358 | 287 | 97 | 13 | 1,945 | 12 | 451 |
| 25 | El Dorado..... | 198 | 144 | 21,814 | 20,644 | 2,269 | 929 | 759 | 200 | 33 | 4,903 | 31 | 822 |
| 26 | Remainder of County..... | 155 | 85 | 10,819 | 8,603 | 471 | 222 | 172 | 168 | 30 | 1,623 | 25 | 1,213 |
| 27 | Chase County..... | 58 | 46 | 3,108 | 2,828 | 194 | 130 | 103 | 59 | 8 | 641 | 10 | 212 |
| 28 | Chautauqua County..... | 103 | 65 | 7,377 | 6,483 | 454 | 213 | 182 | 109 | 22 | 1,259 | 13 | 299 |
| 29 | Cherokee County..... | 345 | 209 | 16,803 | 14,755 | 1,167 | 634 | 517 | 347 | 86 | 5,135 | 58 | 816 |
| 30 | Baxter Springs..... | 105 | 71 | 6,137 | 5,579 | 442 | 232 | 196 | 113 | 22 | 1,576 | 13 | 285 |
| 31 | Columbus..... | 86 | 68 | 5,969 | 5,705 | 512 | 258 | 213 | 77 | 18 | 1,516 | 16 | 244 |
| 32 | Galena..... | 70 | 28 | 2,033 | 1,483 | 92 | 62 | 51 | 74 | 22 | 945 | 14 | 101 |
| 33 | Remainder of County..... | 84 | 42 | 2,664 | 1,988 | 121 | 82 | 57 | 83 | 24 | 1,098 | 15 | 186 |
| 34 | Cheyenne County..... | 82 | 60 | 5,162 | 4,708 | 386 | 177 | 151 | 89 | 8 | 959 | 17 | 439 |
| 35 | Clark County..... | 56 | 46 | 4,076 | 3,946 | 348 | 154 | 125 | 51 | 10 | 950 | 8 | 191 |
| 36 | Clay County..... | 175 | 123 | 14,771 | 14,113 | 1,149 | 533 | 423 | 193 | 30 | 2,637 | 30 | 664 |
| 37 | Clay Center..... | 115 | 97 | 12,092 | 11,898 | 988 | 454 | 354 | 124 | 13 | 1,721 | 20 | 532 |
| 38 | Remainder of County..... | 60 | 26 | 2,679 | 2,215 | 161 | 79 | 69 | 69 | 17 | 916 | 10 | 132 |
| 39 | Cloud County..... | 246 | 186 | 17,606 | 16,774 | 1,479 | 690 | 561 | 250 | 34 | 3,937 | 43 | 855 |
| 40 | Concordia..... | 129 | 103 | 11,388 | 10,892 | 1,101 | 494 | 402 | 126 | 18 | 2,362 | 21 | 563 |
| 41 | Remainder of County..... | 117 | 83 | 6,218 | 5,882 | 378 | 196 | 159 | 124 | 16 | 1,575 | 22 | 292 |
| 42 | Coffey County..... | 141 | 93 | 7,831 | 6,939 | 516 | 296 | 245 | 157 | 18 | 1,426 | 20 | 458 |
| 43 | Comanche County..... | 72 | 50 | 3,799 | 3,177 | 230 | 103 | 94 | 68 | 19 | 934 | 6 | 73 |
| 44 | Cowley County..... | 484 | 370 | 46,645 | 44,525 | 4,110 | 1,813 | 1,481 | 528 | 85 | 9,601 | 81 | 2,098 |
| 45 | Arkansas City..... | 233 | 189 | 22,835 | 21,701 | 2,071 | 898 | 734 | 255 | 42 | 5,350 | 41 | 1,071 |
| 46 | Winfield..... | 177 | 141 | 19,346 | 18,864 | 1,801 | 820 | 667 | 197 | 29 | 3,788 | 24 | 808 |
| 47 | Remainder of County..... | 74 | 40 | 4,464 | 3,960 | 238 | 95 | 80 | 76 | 14 | 463 | 16 | 219 |
| 48 | Crawford County..... | 628 | 368 | 36,907 | 32,975 | 3,296 | 1,669 | 1,367 | 640 | 132 | 9,388 | 116 | 1,914 |
| 49 | Pittsburg..... | 374 | 242 | 24,928 | 22,942 | 2,583 | 1,285 | 1,055 | 375 | 72 | 6,238 | 63 | 1,236 |
| 50 | Remainder of County..... | 254 | 126 | 11,979 | 10,033 | 713 | 384 | 312 | 265 | 60 | 3,150 | 53 | 678 |
| 51 | Decatur County..... | 93 | 65 | 5,899 | 5,403 | 489 | 231 | 191 | 108 | 15 | 1,232 | 13 | 361 |
| 52 | Dickinson County..... | 318 | 222 | 22,391 | 20,783 | 1,848 | 833 | 676 | 345 | 49 | 4,865 | 46 | 979 |
| 53 | Abilene..... | 138 | 110 | 12,860 | 12,418 | 1,200 | 491 | 399 | 132 | 15 | 2,400 | 24 | 481 |
| 54 | Herington..... | 70 | 54 | 4,421 | 4,231 | 367 | 195 | 154 | 86 | 13 | 1,323 | 7 | 233 |
| 55 | Remainder of County..... | 110 | 58 | 5,110 | 4,134 | 281 | 147 | 123 | 127 | 21 | 1,142 | 15 | 265 |
| 56 | Doniphan County..... | 127 | 75 | 5,599 | 4,633 | 336 | 188 | 147 | 140 | 26 | 1,775 | 27 | 306 |
| 57 | Douglas County..... | 402 | 308 | 36,619 | 34,989 | 3,543 | 1,641 | 1,322 | 423 | 45 | 8,060 | 80 | 2,398 |
| 58 | Lawrence..... | 307 | 247 | 31,958 | 30,780 | 3,202 | 1,441 | 1,182 | 319 | 39 | 7,289 | 59 | 1,844 |
| 59 | Remainder of County..... | 95 | 61 | 4,661 | 4,209 | 341 | 200 | 140 | 104 | 6 | 771 | 21 | 554 |
| 60 | Edwards County..... | 99 | 69 | 6,807 | 6,051 | 408 | 191 | 162 | 99 | 10 | 1,170 | 14 | 228 |
| 61 | Elk County..... | 89 | 67 | 4,244 | 3,846 | 288 | 137 | 108 | 99 | 20 | 1,068 | 13 | 216 |
| 62 | Ellis County..... | 250 | 166 | 25,274 | 23,632 | 2,169 | 899 | 701 | 241 | 23 | 4,710 | 38 | 1,066 |
| 63 | Ellis..... | 51 | 37 | 3,443 | 3,217 | 272 | 134 | 110 | 53 | 6 | 820 | 6 | 172 |
| 64 | Hays..... | 152 | 110 | 19,977 | 19,059 | 1,787 | 709 | 548 | 147 | 11 | 3,289 | 26 | 782 |
| 65 | Remainder of County..... | 47 | 19 | 1,854 | 1,356 | 110 | 56 | 43 | 41 | 6 | 601 | 6 | 112 |
| 66 | Ellsworth County..... | 123 | 89 | 8,661 | 8,097 | 638 | 279 | 213 | 138 | 14 | 1,998 | 19 | 313 |

Standard Notes: (D) Withheld to avoid disclosure. (NA) Not available. XXX Not applicable. (Z) Less than \$500. ... Represents zero.

CITIES OF 2,500 INHABITANTS OR MORE

Kind-of-Business Group — Establishments and Sales

| Kind-of-business group—Continued | | | | | | | | | | | | | | | | | | Lane No. |
|----------------------------------|-----------------|-----------------------------|-----------------|--|-----------------|----------------------|-----------------|---------------------------|-----------------|---|-----------------|---------------------------------|-----------------|-------------------------|-----------------|-------------------------|-----------------|----------|
| General merchandise group | | Apparel, accessories stores | | Furniture, home furnishings, appliance dealers | | Automotive group | | Gasoline service stations | | Lumber, bldg. mats., hardware, farm equipment dealers | | Drug stores, proprietary stores | | Other retail stores | | Nonstore retailers | | |
| Establishments (Number) | Sales (\$1,000) | Establishments (Number) | Sales (\$1,000) | Establishments (Number) | Sales (\$1,000) | Establishments (No.) | Sales (\$1,000) | Establishments (Number) | Sales (\$1,000) | Establishments (Number) | Sales (\$1,000) | Establishments (No.) | Sales (\$1,000) | Establishments (Number) | Sales (\$1,000) | Establishments (Number) | Sales (\$1,000) | |
| 1,006 | 178,998 | 1,354 | 101,476 | 1,365 | 106,025 | 1,844 | 476,271 | 3,438 | 173,915 | 2,638 | 275,747 | 971 | 75,542 | 3,519 | 196,740 | 858 | 21,662 | 1 |
| 9 | 976 | 19 | 785 | 14 | 807 | 28 | 3,686 | 36 | 1,653 | 27 | 2,227 | 9 | 432 | 33 | 1,754 | 12 | 177 | 2 |
| 4 | 822 | 16 | 723 | 10 | 622 | 19 | 2,908 | 15 | 890 | 14 | 1,233 | 4 | 297 | 24 | (D) | 9 | (D) | 3 |
| 5 | 154 | 3 | 62 | 4 | 185 | 9 | 778 | 21 | 763 | 13 | 994 | 5 | 135 | 9 | (D) | 3 | (D) | 4 |
| 5 | 455 | 4 | 209 | 5 | 108 | 8 | 1,971 | 15 | 474 | 21 | 1,222 | 6 | 201 | 11 | 592 | 4 | 20 | 5 |
| 2 | (D) | 4 | 209 | 5 | 108 | 5 | 1,485 | 8 | 322 | 12 | 900 | 4 | (D) | 7 | 303 | 4 | 20 | 6 |
| 3 | (D) | ... | ... | ... | ... | 3 | 486 | 7 | 152 | 9 | 322 | 2 | (D) | 4 | 289 | ... | ... | 7 |
| 8 | 1,588 | 13 | 1,187 | 14 | 941 | 20 | 3,541 | 28 | 1,029 | 19 | 1,803 | 11 | 703 | 27 | 1,289 | 9 | 102 | 8 |
| 5 | 1,505 | 13 | 1,187 | 13 | (D) | 18 | (D) | 19 | 649 | 14 | 1,367 | 10 | (D) | 25 | (D) | 3 | (D) | 9 |
| 3 | 83 | ... | ... | 1 | (D) | 2 | (D) | 9 | 380 | 5 | 436 | 1 | (D) | 2 | (D) | 6 | (D) | 10 |
| 5 | 278 | 7 | 262 | 7 | 333 | 12 | 2,102 | 14 | 696 | 22 | 1,690 | 6 | 413 | 18 | (D) | 2 | (D) | 11 |
| 13 | 4,065 | 30 | 2,586 | 32 | 2,354 | 37 | 9,366 | 46 | 4,104 | 36 | 4,696 | 15 | 1,521 | 74 | 2,903 | 13 | 191 | 12 |
| 1 | (D) | 4 | 235 | 5 | 345 | 1 | (D) | 3 | (D) | 7 | 395 | 2 | (D) | 7 | 332 | ... | ... | 13 |
| 6 | 3,676 | 16 | 1,897 | 22 | 1,583 | 22 | 7,501 | 23 | 2,547 | 14 | 2,173 | 8 | 1,051 | 45 | (D) | 12 | (D) | 14 |
| 3 | 246 | 9 | (D) | 4 | (D) | 5 | 1,362 | 5 | 213 | 5 | 812 | 4 | 288 | 9 | 216 | 1 | (D) | 15 |
| 3 | (D) | 1 | (D) | 1 | (D) | 5 | (D) | 15 | (D) | 10 | 1,316 | 1 | (D) | 13 | (D) | ... | ... | 16 |
| 8 | 1,309 | 14 | 760 | 13 | 973 | 21 | 3,555 | 39 | 1,615 | 23 | 2,697 | 5 | 457 | 32 | 994 | 10 | 80 | 17 |
| 5 | 1,061 | 14 | 760 | 13 | 973 | 21 | 3,555 | 27 | 1,379 | 19 | 2,487 | 4 | (D) | 28 | (D) | 5 | 49 | 18 |
| 3 | 248 | ... | ... | ... | ... | ... | ... | 12 | 236 | 4 | 210 | 1 | (D) | 4 | (D) | 5 | 31 | 19 |
| 8 | 622 | 7 | 306 | 15 | 400 | 19 | 2,620 | 27 | 999 | 27 | 2,001 | 8 | 527 | 33 | (D) | 3 | (D) | 20 |
| 4 | 455 | 5 | (D) | 6 | 273 | 13 | 2,130 | 12 | 448 | 10 | 1,006 | 3 | 390 | 16 | 1,001 | 1 | (D) | 21 |
| 4 | 167 | 2 | (D) | 9 | 127 | 6 | 490 | 15 | 551 | 17 | 995 | 5 | 137 | 17 | (D) | 2 | (D) | 22 |
| 26 | 2,734 | 19 | 1,379 | 20 | 1,733 | 32 | 9,399 | 86 | 4,899 | 42 | 4,412 | 14 | 1,041 | 54 | 4,769 | 15 | 257 | 23 |
| 5 | 632 | 6 | 201 | 5 | 578 | 11 | 2,507 | 16 | 915 | 8 | 780 | 3 | 251 | 14 | 576 | 6 | 111 | 24 |
| 8 | 1,600 | 13 | 1,178 | 12 | 1,117 | 15 | 5,477 | 31 | 2,234 | 18 | 2,181 | 5 | 667 | 29 | 1,509 | 3 | 126 | 25 |
| 13 | 502 | ... | ... | 3 | 38 | 6 | 1,415 | 39 | 1,750 | 16 | 1,451 | 6 | 123 | 11 | 2,684 | 6 | 20 | 26 |
| 6 | 199 | 2 | (D) | 4 | 146 | 3 | (D) | 7 | 252 | 7 | 508 | 3 | 119 | 8 | 371 | ... | ... | 27 |
| 5 | 209 | 2 | (D) | 2 | (D) | 9 | 1,616 | 21 | 829 | 8 | 984 | 4 | 261 | 17 | 1,776 | ... | ... | 28 |
| 19 | 1,121 | 20 | 882 | 15 | 581 | 24 | 3,194 | 48 | 1,914 | 23 | 1,783 | 11 | 622 | 33 | 658 | 8 | 97 | 29 |
| 5 | 425 | 6 | 183 | 6 | 245 | 11 | 1,668 | 14 | 808 | 7 | 301 | 6 | 314 | 11 | 275 | 4 | 57 | 30 |
| 5 | 409 | 6 | (D) | 5 | 290 | 10 | 1,383 | 10 | 491 | 9 | 961 | 2 | (D) | 5 | 117 | ... | ... | 31 |
| 1 | (D) | 2 | (D) | 4 | 46 | 2 | (D) | 11 | 238 | 4 | (D) | 1 | (D) | 7 | 110 | 2 | (D) | 32 |
| 8 | (D) | 6 | 176 | ... | ... | 1 | (D) | 13 | 377 | 3 | (D) | 2 | (D) | 10 | 156 | 2 | (D) | 33 |
| 3 | 275 | 5 | 155 | 2 | (D) | 10 | 1,554 | 14 | 559 | 12 | 744 | 3 | 175 | 8 | (D) | ... | ... | 34 |
| 2 | (D) | 2 | (D) | 3 | 126 | 7 | 1,072 | 4 | 228 | 10 | 568 | 2 | (D) | 8 | 458 | ... | ... | 35 |
| 8 | 921 | 13 | 351 | 3 | 263 | 15 | 3,241 | 22 | 755 | 21 | 2,511 | 4 | 246 | 23 | 3,114 | 6 | 68 | 36 |
| 5 | (D) | 10 | 282 | 3 | 263 | 11 | (D) | 16 | 574 | 12 | 2,059 | 2 | (D) | 17 | 2,873 | 6 | 68 | 37 |
| 3 | (D) | 3 | 69 | ... | ... | 4 | (D) | 6 | 181 | 9 | 452 | 2 | (D) | 6 | 241 | ... | ... | 38 |
| 14 | 1,511 | 12 | 557 | 16 | 453 | 24 | 4,048 | 30 | 1,271 | 27 | 2,680 | 9 | 611 | 35 | (D) | 2 | (D) | 39 |
| 6 | 1,382 | 6 | 447 | 11 | 343 | 14 | 2,689 | 16 | 754 | 11 | 1,502 | 4 | 458 | 20 | (D) | 2 | (D) | 40 |
| 8 | 129 | 6 | 110 | 5 | 110 | 10 | 1,359 | 14 | 517 | 16 | 1,178 | 5 | 153 | 15 | 795 | ... | ... | 41 |
| 11 | 484 | 6 | 126 | 4 | (D) | 10 | 1,335 | 26 | 1,088 | 23 | 1,508 | 7 | 336 | 15 | 988 | 1 | (D) | 42 |
| 4 | 338 | 1 | (D) | 7 | 159 | 10 | 794 | 4 | 412 | 13 | 769 | 3 | 199 | 5 | (D) | ... | ... | 43 |
| 17 | 4,201 | 27 | 1,806 | 29 | 1,835 | 40 | 11,190 | 74 | 3,730 | 37 | 5,144 | 18 | 1,331 | 69 | 5,630 | 7 | 79 | 44 |
| 7 | 2,319 | 14 | 786 | 17 | 1,204 | 14 | 4,892 | 24 | 1,616 | 17 | 2,481 | 12 | (D) | 44 | 2,296 | 1 | (D) | 45 |
| 8 | (D) | 13 | 1,020 | 12 | 631 | 19 | 5,418 | 30 | 1,475 | 15 | 2,362 | 5 | 539 | 16 | 1,485 | 6 | (D) | 46 |
| 2 | (D) | ... | ... | ... | ... | 7 | 880 | 20 | 639 | 5 | 301 | 1 | (D) | 9 | 1,849 | ... | ... | 47 |
| 17 | 3,554 | 27 | 1,590 | 30 | 3,261 | 46 | 6,066 | 75 | 2,809 | 63 | 4,288 | 19 | 1,341 | 82 | 2,246 | 21 | 450 | 48 |
| 10 | 3,291 | 24 | 1,499 | 22 | 1,043 | 34 | 4,338 | 33 | 1,533 | 35 | 2,519 | 8 | 1,042 | 57 | 1,766 | 16 | 423 | 49 |
| 7 | 263 | 3 | 91 | 8 | 2,218 | 12 | 1,728 | 42 | 1,276 | 28 | 1,769 | 11 | 299 | 25 | 480 | 5 | 27 | 50 |
| 4 | 217 | 4 | 340 | 7 | 189 | 8 | 1,194 | 14 | 585 | 14 | 1,329 | 3 | 160 | 9 | (D) | 2 | (D) | 51 |
| 11 | 1,707 | 19 | 774 | 15 | 1,052 | 28 | 4,814 | 50 | 2,046 | 32 | 3,174 | 11 | 610 | 48 | 2,300 | 9 | 70 | 52 |
| 5 | 1,222 | 10 | 495 | 7 | 418 | 15 | 3,449 | 20 | 911 | 14 | 1,867 | 4 | 322 | 20 | 1,255 | 4 | 40 | 53 |
| 3 | (D) | 6 | 219 | 4 | (D) | 8 | (D) | 7 | 290 | 6 | 438 | 2 | (D) | 14 | 240 | ... | ... | 54 |
| 3 | (D) | 3 | 60 | 4 | (D) | 5 | (D) | 23 | 845 | 12 | 869 | 5 | (D) | 14 | 805 | 5 | 30 | 55 |
| 7 | 191 | 1 | (D) | ... | ... | 5 | 351 | 21 | 837 | 18 | 1,084 | 4 | 160 | 16 | 819 | 2 | (D) | 56 |
| 19 | 3,392 | 33 | 2,230 | 27 | 1,831 | 35 | 8,221 | 47 | 2,371 | 31 | 3,895 | 13 | 1,230 | 58 | 2,626 | 14 | 365 | 57 |
| 8 | 2,907 | 29 | 2,126 | 22 | 1,723 | 28 | 7,324 | 30 | 1,623 | 22 | 3,344 | 10 | 1,101 | 51 | 2,449 | 9 | 228 | 58 |
| 11 | 485 | 4 | 104 | 5 | 108 | 7 | 897 | 17 | 748 | 9 | 551 | 3 | 129 | 7 | 177 | 5 | 137 | 59 |
| 3 | 215 | 4 | 277 | 7 | 230 | 11 | 1,988 | 13 | 515 | 14 | 1,451 | 4 | 223 | 18 | (D) | 1 | (D) | 60 |
| 5 | 210 | 4 | 154 | 7 | 126 | 5 | 1,009 | 16 | 537 | 8 | 501 | 3 | 149 | 6 | (D) | 2 | (D) | 61 |
| 10 | 1,880 | 18 | 1,185 | 12 | 976 | 18 | 7,267 | 39 | 1,992 | 39 | 3,506 | 7 | 537 | 40 | 2,105 | 6 | 50 | 62 |
| 2 | (D) | 4 | 192 | 3 | (D) | 2 | (D) | 7 | 313 | 10 | 533 | 2 | (D) | 5 | 123 | 4 | (D) | 63 |
| 6 | 1,736 | 13 | (D) | 9 | (D) | 14 | 6,365 | 18 | 1,287 | 21 | 2,643 | 3 | (D) | 29 | 1,725 | 2 | (D) | 64 |
| 2 | (D) | 1 | (D) | ... | ... | 2 | (D) | 14 | 392 | 8 | 330 | 2 | (D) | 5 | 257 | ... | ... | 65 |
| 3 | (D) | 5 | 277 | 9 | 494 | 6 | 1,864 | 21 | 790 | 24 | 1,495 | 6 | 334 | 16 | 928 | ... | (D) | 66 |

Table 102. RETAIL TRADE: 1954 — COUNTIES;
Total Retail — Establishments, Sales, Payroll, and Personnel;

| Line No. | County and city | Total | | | | | | | Kind-of-business group | | | | |
|----------|--------------------------|-------------------|-----------------------------|---|---|--------------------------------------|--|------------------------------|---|--------------------------------------|--------------------|--------------------------------------|--------------------|
| | | Establishments | | Sales | | Payroll, entire year (\$1,000) | Paid employees, workweek ended nearest Nov. 15 | | Proprietors (unincorporated businesses only) (Number) | Food stores | | Eating, drinking places | |
| | | Total (Number) | With payroll (Number) | Total, all establishments (\$1,000) | Establishments with payroll (\$1,000) | | Total (Number) | Full workweek (Number) | | Estab- lish- ments (Number) | Sales (\$1,000) | Estab- lish- ments (Number) | Sales (\$1,000) |
| 1 | Finney County..... | 210 | 158 | 23,487 | 22,329 | 2,477 | 960 | 791 | 219 | 24 | 4,906 | 37 | 1,206 |
| 2 | Garden City..... | 192 | 144 | 22,338 | 21,270 | 2,372 | 911 | 749 | 193 | 21 | 4,838 | 30 | 1,045 |
| 3 | Remainder of County..... | 18 | 14 | 1,149 | 1,059 | 105 | 49 | 42 | 26 | 3 | 68 | 7 | 161 |
| 4 | Ford County..... | 303 | 239 | 32,919 | 30,687 | 3,169 | 1,158 | 959 | 320 | 31 | 4,882 | 66 | 1,630 |
| 5 | Dodge City..... | 217 | 181 | 27,005 | 25,485 | 2,855 | 1,024 | 860 | 213 | 22 | 4,144 | 43 | 1,130 |
| 6 | Remainder of County..... | 86 | 58 | 5,914 | 5,202 | 314 | 134 | 99 | 107 | 9 | 738 | 23 | 500 |
| 7 | Franklin County..... | 263 | 191 | 20,398 | 19,038 | 1,785 | 835 | 689 | 272 | 51 | 5,247 | 46 | 886 |
| 8 | Ottawa..... | 157 | 135 | 15,782 | 15,368 | 1,479 | 677 | 557 | 160 | 25 | 3,271 | 21 | 423 |
| 9 | Remainder of County..... | 106 | 56 | 4,616 | 3,670 | 306 | 158 | 132 | 112 | 26 | 1,976 | 25 | 463 |
| 10 | Geary County..... | 237 | 185 | 24,445 | 23,585 | 2,402 | 1,021 | 820 | 243 | 38 | 5,285 | 45 | 1,729 |
| 11 | Junction City..... | 216 | 172 | 23,600 | 22,828 | 2,332 | 969 | 790 | 224 | 36 | (D) | 40 | 1,633 |
| 12 | Remainder of County..... | 21 | 13 | 845 | 757 | 70 | 52 | 30 | 19 | 2 | (D) | 5 | 96 |
| 13 | Gove County..... | 70 | 40 | 3,390 | 2,834 | 175 | 90 | 84 | 76 | 7 | 810 | 14 | 158 |
| 14 | Graham County..... | 67 | 47 | 4,713 | 4,371 | 366 | 168 | 141 | 78 | 14 | 886 | 10 | 216 |
| 15 | Grant County..... | 59 | 49 | 6,661 | 6,547 | 567 | 219 | 194 | 63 | 8 | 1,365 | 8 | 401 |
| 16 | Gray County..... | 59 | 45 | 4,226 | 4,006 | 262 | 133 | 109 | 78 | 8 | 757 | 11 | 210 |
| 17 | Greeley County..... | 31 | 29 | 2,666 | (D) | 205 | 84 | 70 | 30 | 5 | 496 | 5 | 119 |
| 18 | Greenwood County..... | 201 | 139 | 12,754 | 11,552 | 1,008 | 461 | 392 | 211 | 27 | 2,633 | 39 | 793 |
| 19 | Eureka..... | 85 | 67 | 6,975 | 6,569 | 636 | 291 | 250 | 88 | 13 | 1,581 | 13 | 340 |
| 20 | Remainder of County..... | 116 | 72 | 5,779 | 4,983 | 372 | 170 | 142 | 123 | 14 | 1,052 | 26 | 453 |
| 21 | Hamilton County..... | 58 | 46 | 4,358 | 4,138 | 298 | 150 | 139 | 70 | 4 | 862 | 12 | 255 |
| 22 | Harper County..... | 167 | 117 | 12,491 | 11,485 | 951 | 424 | 349 | 185 | 31 | 2,804 | 20 | 577 |
| 23 | Anthony..... | 76 | 60 | 6,260 | 6,383 | 555 | 245 | 196 | 74 | 9 | 1,468 | 12 | 331 |
| 24 | Remainder of County..... | 91 | 57 | 6,231 | 5,447 | 396 | 179 | 153 | 111 | 22 | 1,336 | 8 | 246 |
| 25 | Harvey County..... | 272 | 210 | 25,865 | 24,699 | 2,394 | 1,081 | 875 | 266 | 35 | 5,249 | 42 | 1,262 |
| 26 | Newton..... | 191 | 149 | 20,336 | 19,462 | 2,024 | 911 | 736 | 183 | 25 | 4,114 | 26 | 941 |
| 27 | Remainder of County..... | 81 | 61 | 5,529 | 5,237 | 370 | 170 | 139 | 83 | 10 | 1,135 | 16 | 321 |
| 28 | Haskell County..... | 45 | 25 | 2,620 | 2,178 | 178 | 89 | 64 | 47 | 3 | 498 | 4 | 152 |
| 29 | Hodgeman County..... | 43 | 33 | 2,687 | 2,571 | 203 | 90 | 83 | 35 | 6 | 321 | 6 | 121 |
| 30 | Jackson County..... | 149 | 95 | 8,115 | 7,283 | 575 | 306 | 226 | 155 | 27 | 2,296 | 21 | 403 |
| 31 | Holton..... | 97 | 73 | 6,761 | 6,383 | 511 | 265 | 196 | 98 | 15 | 1,734 | 12 | 248 |
| 32 | Remainder of County..... | 52 | 22 | 1,354 | 900 | 64 | 41 | 30 | 57 | 12 | 562 | 9 | 155 |
| 33 | Jefferson County..... | 138 | 90 | 8,292 | 7,438 | 545 | 283 | 208 | 142 | 29 | 1,673 | 17 | 344 |
| 34 | Jewell County..... | 118 | 74 | 5,480 | 4,770 | 367 | 190 | 140 | 129 | 28 | 1,388 | 11 | 237 |
| 35 | Johnson County..... | 618 | 420 | 66,707 | 62,961 | 5,959 | 2,463 | 1,852 | 634 | 91 | 23,534 | 73 | 2,477 |
| 36 | Olathe..... | 112 | 84 | 10,818 | 10,092 | 1,019 | 408 | 340 | 114 | 17 | 2,473 | 18 | 490 |
| 37 | Remainder of County..... | 506 | 336 | 55,889 | 52,869 | 4,940 | 2,055 | 1,512 | 520 | 74 | 21,061 | 55 | 1,987 |
| 38 | Kearny County..... | 31 | 23 | 2,410 | 2,322 | 196 | 69 | 56 | 28 | 5 | 638 | 4 | 53 |
| 39 | Kingman County..... | 154 | 100 | 10,032 | 9,028 | 755 | 329 | 273 | 161 | 28 | 2,408 | 24 | 499 |
| 40 | Kingman..... | 93 | 67 | 7,742 | 7,190 | 642 | 263 | 221 | 99 | 12 | 1,638 | 16 | 373 |
| 41 | Remainder of County..... | 61 | 33 | 2,290 | 1,838 | 113 | 66 | 52 | 62 | 16 | 770 | 8 | 126 |
| 42 | Kiowa County..... | 90 | 58 | 5,472 | 4,844 | 404 | 208 | 171 | 97 | 11 | 1,083 | 15 | 390 |
| 43 | Labette County..... | 422 | 300 | 29,142 | 27,148 | 2,375 | 1,203 | 945 | 452 | 87 | 7,210 | 62 | 1,295 |
| 44 | Parsons..... | 239 | 183 | 19,087 | 18,181 | 1,776 | 882 | 692 | 242 | 49 | 4,619 | 30 | 726 |
| 45 | Remainder of County..... | 183 | 117 | 10,055 | 8,967 | 599 | 321 | 253 | 210 | 38 | 2,591 | 32 | 509 |
| 46 | Lane County..... | 41 | 29 | 3,544 | 3,350 | 312 | 108 | 94 | 42 | 5 | 822 | 9 | 174 |
| 47 | Leavenworth County..... | 366 | 252 | 29,652 | 28,090 | 2,775 | 1,249 | 1,027 | 385 | 63 | 7,814 | 93 | 1,653 |
| 48 | Leavenworth..... | 296 | 210 | 26,148 | 24,944 | 2,541 | 1,126 | 943 | 318 | 51 | 6,972 | 76 | 1,434 |
| 49 | Remainder of County..... | 70 | 42 | 3,504 | 3,146 | 234 | 123 | 84 | 67 | 12 | 842 | 17 | 219 |
| 50 | Lincoln County..... | 87 | 69 | 5,806 | 5,516 | 414 | 239 | 172 | 89 | 17 | 1,229 | 12 | 236 |
| 51 | Linn County..... | 155 | 83 | 8,653 | 7,197 | 373 | 229 | 183 | 168 | 28 | 1,305 | 14 | 236 |
| 52 | Logan County..... | 87 | 59 | 5,768 | 5,204 | 414 | 196 | 145 | 82 | 10 | 1,194 | 11 | 203 |
| 53 | Lyon County..... | 338 | 242 | 26,237 | 24,735 | 2,707 | 1,290 | 969 | 335 | 57 | 5,351 | 41 | 1,657 |
| 54 | Emporia..... | 265 | 205 | 23,083 | 22,237 | 2,500 | 1,174 | 883 | 253 | 43 | 4,858 | 36 | 1,418 |
| 55 | Remainder of County..... | 73 | 37 | 3,154 | 2,498 | 207 | 116 | 86 | 82 | 14 | 473 | 5 | 239 |
| 56 | McPherson County..... | 303 | 229 | 23,570 | 22,294 | 2,165 | 974 | 753 | 311 | 41 | 4,799 | 36 | 879 |
| 57 | McPherson..... | 133 | 111 | 14,784 | 14,100 | 1,485 | 615 | 492 | 129 | 14 | 3,156 | 13 | 338 |
| 58 | Remainder of County..... | 170 | 118 | 8,786 | 8,194 | 680 | 359 | 255 | 182 | 27 | 1,603 | 23 | 541 |
| 59 | Marion County..... | 228 | 162 | 15,493 | 14,145 | 918 | 465 | 370 | 240 | 27 | 2,729 | 39 | 626 |
| 60 | Marshall County..... | 270 | 174 | 17,826 | 16,160 | 1,278 | 650 | 507 | 281 | 47 | 3,426 | 47 | 936 |
| 61 | Marysville..... | 107 | 87 | 10,415 | 10,103 | 903 | 414 | 344 | 106 | 16 | 1,576 | 16 | 491 |
| 62 | Remainder of County..... | 163 | 87 | 7,411 | 6,057 | 375 | 236 | 163 | 175 | 31 | 1,850 | 31 | 445 |
| 63 | Meade County..... | 80 | 54 | 5,076 | 4,752 | 424 | 187 | 161 | 88 | 9 | 1,164 | 10 | 239 |

Standard Notes: (D) Withheld to avoid disclosure. (NA) Not available. XXX Not applicable. (Z) Less than \$500. ... Represents zero.

CITIES OF 2,500 INHABITANTS OR MORE — Continued

Kind-of-Business Group — Establishments and Sales

| Kind-of-business group—Continued | | | | | | | | | | | | | | | | | | Line No. |
|----------------------------------|-----------------|-----------------------------|-----------------|--|-----------------|------------------------|-----------------|---------------------------|-----------------|---|-----------------|---------------------------------|-----------------|---------------------------|-----------------|---------------------------|-----------------|----------|
| General merchandise group | | Apparel, accessories stores | | Furniture, home furnishings, appliance dealers | | Automotive group | | Gasoline service stations | | Lumber, bldg. mats., hardware, farm equipment dealers | | Drug stores, proprietary stores | | Other retail stores | | Nonstore retailers | | |
| Estab-lish-ments (Number) | Sales (\$1,000) | Estab-lish-ments (Number) | Sales (\$1,000) | Estab-lish-ments (Number) | Sales (\$1,000) | Estab-lish-ments (No.) | Sales (\$1,000) | Estab-lish-ments (Number) | Sales (\$1,000) | Estab-lish-ments (Number) | Sales (\$1,000) | Estab-lish-ments (No.) | Sales (\$1,000) | Estab-lish-ments (Number) | Sales (\$1,000) | Estab-lish-ments (Number) | Sales (\$1,000) | |
| 8 | 2,174 | 18 | 1,104 | 11 | 1,057 | 21 | 5,797 | 26 | 1,801 | 20 | 3,120 | 8 | 505 | 34 | 1,593 | 3 | 224 | 1 |
| 7 | (D) | 18 | 1,104 | 10 | (D) | 19 | (D) | 24 | (D) | 19 | (D) | 8 | 505 | 33 | (D) | 3 | 224 | 2 |
| 1 | (D) | ... | ... | 1 | (D) | 2 | (D) | 2 | (D) | 1 | (D) | ... | ... | 1 | (D) | ... | ... | 3 |
| 8 | 3,408 | 16 | 1,049 | 22 | 1,349 | 20 | 6,990 | 39 | 3,246 | 41 | 5,633 | 11 | 855 | 47 | (D) | 2 | (D) | 4 |
| 7 | (D) | 16 | 1,049 | 16 | 1,161 | 18 | (D) | 22 | 2,713 | 24 | 4,467 | 8 | 774 | 39 | 1,452 | 2 | (D) | 5 |
| 1 | (D) | ... | ... | 6 | 188 | 2 | (D) | 17 | 533 | 17 | 1,166 | 3 | 81 | 8 | ... | ... | ... | 6 |
| 15 | 1,797 | 16 | 831 | 12 | 687 | 19 | 3,842 | 34 | 1,579 | 31 | 2,890 | 11 | 620 | 25 | 1,972 | 3 | 47 | 7 |
| 9 | 1,670 | 16 | 831 | 8 | 517 | 19 | 3,842 | 16 | 919 | 19 | 2,034 | 7 | 543 | 16 | (D) | 1 | (D) | 8 |
| 6 | 127 | ... | ... | 4 | 170 | ... | ... | 18 | 660 | 12 | 856 | 4 | 77 | 9 | (D) | 2 | (D) | 9 |
| 10 | 1,790 | 14 | 903 | 12 | 1,175 | 16 | 6,963 | 27 | 1,778 | 19 | 2,568 | 11 | 652 | 38 | 1,582 | 7 | 70 | 10 |
| 8 | (D) | 13 | (D) | 11 | (D) | 16 | 6,963 | 22 | 1,398 | 18 | (D) | 11 | 652 | 34 | 1,400 | 7 | 70 | 11 |
| 2 | (D) | 1 | (D) | 1 | (D) | ... | ... | 5 | 380 | 1 | (D) | ... | ... | 4 | 182 | ... | ... | 12 |
| 1 | (D) | 2 | (D) | 2 | (D) | 7 | 649 | 10 | 270 | 12 | 826 | 4 | 135 | 9 | 260 | 2 | (D) | 13 |
| 4 | 98 | 4 | 120 | 1 | (D) | 6 | 1,192 | 6 | 431 | 14 | 1,347 | 5 | 221 | 3 | (D) | ... | ... | 14 |
| 2 | (D) | 9 | 302 | 2 | (D) | 7 | 1,597 | 5 | 441 | 7 | 1,324 | 2 | (D) | 9 | 686 | ... | ... | 15 |
| 3 | 107 | 2 | (D) | 6 | 84 | 3 | 580 | 8 | 439 | 13 | 1,760 | 3 | 191 | 2 | (D) | ... | ... | 16 |
| 1 | (D) | ... | ... | ... | ... | 2 | (D) | 4 | 244 | 10 | 1,193 | 2 | (D) | 2 | (D) | ... | ... | 17 |
| 9 | 467 | 8 | 491 | 12 | 399 | 12 | 2,302 | 38 | 1,602 | 24 | 2,153 | 8 | 437 | 22 | (D) | 2 | (D) | 18 |
| 3 | 297 | 6 | (D) | 9 | (D) | 8 | 1,600 | 10 | 760 | 9 | 1,024 | 3 | 278 | 11 | 417 | ... | ... | 19 |
| 6 | 170 | 2 | (D) | 3 | (D) | 4 | 702 | 28 | 842 | 15 | 1,129 | 5 | 159 | 11 | (D) | 2 | (D) | 20 |
| 2 | (D) | 3 | 82 | 2 | (D) | 6 | 1,161 | 11 | 609 | 8 | 636 | 1 | (D) | 9 | 352 | ... | ... | 21 |
| 8 | 576 | 10 | 385 | 11 | 471 | 14 | 2,445 | 19 | 1,134 | 17 | 2,782 | 7 | 516 | 21 | 644 | 9 | 157 | 22 |
| 5 | 475 | 4 | 312 | 6 | 230 | 10 | 1,463 | 5 | 418 | 8 | 839 | 3 | 317 | 11 | (D) | 3 | (D) | 23 |
| 3 | 101 | 6 | 73 | 5 | 241 | 4 | 982 | 14 | 716 | 9 | 1,943 | 4 | 199 | 10 | (D) | 6 | (D) | 24 |
| 8 | 1,909 | 13 | 885 | 21 | 1,184 | 20 | 6,722 | 38 | 2,272 | 31 | 3,016 | 12 | 594 | 42 | 2,716 | 10 | 56 | 25 |
| 5 | 1,781 | 11 | (D) | 16 | 1,122 | 17 | (D) | 24 | 1,722 | 22 | 2,062 | 7 | 439 | 30 | 1,112 | 8 | (D) | 26 |
| 3 | 128 | 2 | (D) | 5 | 62 | 3 | (D) | 14 | 550 | 9 | 954 | 5 | 155 | 12 | 1,604 | 2 | (D) | 27 |
| 3 | 130 | 5 | 145 | 3 | 55 | 3 | 660 | 10 | 347 | 8 | 476 | 2 | (D) | 4 | (D) | ... | ... | 28 |
| 1 | (D) | ... | ... | ... | ... | 3 | 614 | 6 | 205 | 15 | 815 | 1 | (D) | 5 | (D) | ... | ... | 29 |
| 6 | 571 | 5 | 195 | 5 | 350 | 7 | 1,497 | 27 | 884 | 24 | 1,199 | 3 | (D) | 16 | (D) | 8 | 62 | 30 |
| 4 | (D) | 5 | 195 | 5 | 350 | 7 | 1,497 | 16 | 603 | 14 | 1,029 | 3 | (D) | 14 | 453 | 2 | (D) | 31 |
| 2 | (D) | ... | ... | ... | ... | ... | ... | 11 | 281 | 10 | 170 | ... | ... | 2 | (D) | 6 | (D) | 32 |
| 8 | 191 | 2 | (D) | 5 | 1,027 | 5 | 1,049 | 19 | 874 | 30 | 2,156 | 8 | 229 | 13 | 680 | 2 | (D) | 33 |
| 9 | 343 | 1 | (D) | 4 | (D) | 5 | 845 | 25 | 856 | 19 | 1,233 | 6 | 181 | 6 | 284 | 4 | 12 | 34 |
| 33 | 2,882 | 48 | 2,309 | 38 | 2,175 | 29 | 11,134 | 80 | 5,295 | 52 | 8,631 | 25 | 3,656 | 90 | 3,512 | 59 | 1,102 | 35 |
| 5 | 276 | 6 | 344 | 8 | 497 | 12 | 3,786 | 9 | 445 | 12 | 1,308 | 4 | 353 | 15 | 686 | 6 | 160 | 36 |
| 28 | 2,606 | 42 | 1,965 | 30 | 1,678 | 17 | 7,348 | 71 | 4,850 | 40 | 7,323 | 21 | 3,303 | 75 | 2,826 | 53 | 942 | 37 |
| 2 | (D) | ... | ... | 3 | 29 | 3 | 348 | 1 | (D) | 5 | 821 | 2 | (D) | 4 | 110 | 2 | (D) | 38 |
| 7 | 574 | 4 | (D) | 13 | 494 | 7 | 2,400 | 31 | 927 | 23 | 1,626 | 5 | 269 | 12 | (D) | ... | ... | 39 |
| 4 | (D) | 2 | (D) | 8 | 368 | 5 | (D) | 16 | 609 | 16 | 1,203 | 3 | (D) | 11 | 527 | ... | ... | 40 |
| 3 | (D) | 2 | (D) | 5 | 126 | 2 | (D) | 15 | 318 | 7 | 423 | 2 | (D) | 1 | (D) | ... | ... | 41 |
| 2 | (D) | 5 | 181 | 5 | 186 | 11 | 1,435 | 19 | 816 | 8 | 844 | 6 | 247 | 8 | (D) | ... | ... | 42 |
| 14 | 1,949 | 23 | 1,248 | 30 | 1,646 | 37 | 6,593 | 43 | 1,858 | 47 | 3,173 | 13 | 879 | 47 | 3,133 | 19 | 158 | 43 |
| 7 | 1,686 | 21 | (D) | 19 | 1,140 | 23 | 4,926 | 26 | 1,293 | 15 | 1,096 | 7 | 671 | 29 | (D) | 13 | 126 | 44 |
| 7 | 263 | 2 | (D) | 11 | 506 | 14 | 1,667 | 17 | 565 | 32 | 2,077 | 6 | 208 | 18 | (D) | 6 | 32 | 45 |
| 2 | (D) | 1 | (D) | 2 | (D) | 6 | 1,128 | 4 | 251 | 7 | 665 | 1 | (D) | 4 | 102 | ... | ... | 46 |
| 12 | 2,507 | 19 | 1,640 | 18 | 1,506 | 19 | 6,757 | 32 | 1,437 | 23 | 2,268 | 14 | 1,115 | 68 | 2,836 | 5 | 119 | 47 |
| 7 | 2,371 | 17 | (D) | 16 | (D) | 16 | 5,882 | 21 | 990 | 13 | 1,637 | 11 | 983 | 63 | 2,736 | 5 | 119 | 48 |
| 5 | 136 | 2 | (D) | 2 | (D) | 3 | 875 | 11 | 447 | 10 | 631 | 3 | 132 | 5 | 100 | ... | ... | 49 |
| 6 | 771 | 4 | (D) | 5 | 297 | 6 | 1,230 | 11 | 594 | 16 | 981 | 2 | (D) | 4 | 264 | 4 | 22 | 50 |
| 5 | 161 | 6 | 186 | 9 | 294 | 10 | 2,214 | 28 | 885 | 22 | 1,535 | 4 | 185 | 18 | 1,572 | 11 | 80 | 51 |
| 7 | 575 | 6 | 134 | 3 | 199 | 6 | 1,185 | 10 | 495 | 16 | 1,071 | 3 | (D) | 15 | (D) | ... | ... | 52 |
| 10 | 2,005 | 21 | 2,040 | 17 | 981 | 26 | 4,699 | 53 | 2,634 | 33 | 2,701 | 13 | 1,074 | 53 | 2,910 | 14 | 205 | 53 |
| 5 | 1,682 | 21 | 2,040 | 16 | (D) | 24 | (D) | 30 | 1,755 | 22 | 2,069 | 9 | 1,019 | 48 | 2,486 | 11 | (D) | 54 |
| 5 | 323 | ... | ... | 1 | (D) | 2 | (D) | 23 | 879 | 11 | 632 | 4 | 55 | 5 | 424 | 3 | (D) | 55 |
| 15 | 1,693 | 17 | 989 | 15 | 972 | 18 | 5,087 | 49 | 1,793 | 50 | 4,281 | 14 | 828 | 40 | 2,151 | 8 | 98 | 56 |
| 8 | 1,260 | 9 | 855 | 7 | 657 | 11 | 3,827 | 20 | 784 | 24 | 2,214 | 6 | 589 | 20 | (D) | 1 | (D) | 57 |
| 7 | 433 | 8 | 134 | 8 | 315 | 7 | 1,260 | 29 | 1,009 | 26 | 2,067 | 8 | 239 | 20 | (D) | 7 | (D) | 58 |
| 13 | 694 | 5 | 177 | 7 | 494 | 19 | 3,454 | 40 | 1,746 | 39 | 2,818 | 11 | 428 | 23 | 2,270 | 5 | 57 | 59 |
| 9 | 1,093 | 9 | 450 | 14 | 386 | 20 | 2,907 | 37 | 1,389 | 32 | 2,876 | 13 | 2,358 | 34 | 1,911 | 8 | 94 | 60 |
| 5 | 976 | 4 | 215 | 8 | 299 | 17 | 2,386 | 8 | 551 | 12 | 1,351 | 6 | (D) | 14 | 439 | 1 | (D) | 61 |
| 4 | 117 | 5 | 235 | 6 | 87 | 3 | 521 | 29 | 838 | 20 | 1,525 | 7 | (D) | 20 | 1,472 | 7 | (D) | 62 |
| 6 | 192 | 2 | (D) | 2 | (D) | 12 | 1,361 | 6 | 417 | 17 | 1,064 | 5 | 236 | 8 | 238 | 3 | 15 | 63 |

Table 102. RETAIL TRADE: 1954 — COUNTIES;
Total Retail — Establishments, Sales, Payroll, and Personnel;

| Line No. | County and city | Total | | | | | | | Kind-of-business group | | | | |
|----------|--------------------------|----------------|-----------------------|-------------------------------------|---------------------------------------|--------------------------------|--|------------------------|---|-------------------------|-----------------|-------------------------|-----------------|
| | | Establishments | | Sales | | Payroll, entire year (\$1,000) | Paid employees, workweek ended nearest Nov. 15 | | Proprietors (unincorporated businesses only) (Number) | Food stores | | Eating, drinking places | |
| | | Total (Number) | With payroll (Number) | Total, all establishments (\$1,000) | Establishments with payroll (\$1,000) | | Total (Number) | Full workweek (Number) | | Establishments (Number) | Sales (\$1,000) | Establishments (Number) | Sales (\$1,000) |
| 1 | Miami County..... | 236 | 166 | 16,881 | 15,573 | 1,163 | 578 | 464 | 251 | 36 | 3,788 | 36 | 726 |
| 2 | Osawatimie..... | 84 | 62 | 5,770 | 5,306 | 429 | 244 | 188 | 83 | 11 | 1,563 | 11 | 243 |
| 3 | Paola..... | 90 | 72 | 7,712 | 7,286 | 545 | 248 | 206 | 105 | 13 | 1,414 | 10 | 270 |
| 4 | Remainder of County..... | 62 | 32 | 3,399 | 2,981 | 189 | 86 | 70 | 63 | 12 | 811 | 15 | 213 |
| 5 | Mitchell County..... | 190 | 130 | 18,151 | 17,035 | 1,277 | 560 | 455 | 185 | 26 | 2,479 | 27 | 530 |
| 6 | Beloit..... | 100 | 74 | 11,299 | 10,709 | 833 | 366 | 291 | 106 | 12 | 1,662 | 12 | 299 |
| 7 | Remainder of County..... | 90 | 56 | 6,852 | 6,326 | 444 | 194 | 164 | 79 | 14 | 817 | 15 | 231 |
| 8 | Montgomery County..... | 694 | 500 | 55,064 | 51,284 | 4,824 | 2,316 | 1,860 | 719 | 132 | 13,938 | 103 | 2,123 |
| 9 | Caney..... | 49 | 41 | 3,690 | 3,616 | 262 | 150 | 113 | 54 | 7 | 796 | 8 | 133 |
| 10 | Cherryvale..... | 76 | 42 | 2,686 | 2,166 | 199 | 130 | 90 | 93 | 17 | 902 | 8 | 157 |
| 11 | Coffeyville..... | 289 | 227 | 29,856 | 28,614 | 2,780 | 1,284 | 1,046 | 285 | 46 | 7,254 | 49 | 1,130 |
| 12 | Independence..... | 219 | 161 | 16,914 | 15,764 | 1,527 | 702 | 582 | 223 | 41 | 4,134 | 27 | 547 |
| 13 | Remainder of County..... | 61 | 29 | 1,918 | 1,124 | 56 | 50 | 29 | 64 | 21 | 852 | 11 | 156 |
| 14 | Morris County..... | 119 | 81 | 7,088 | 6,500 | 447 | 219 | 158 | 116 | 18 | 1,410 | 16 | 239 |
| 15 | Council Grove..... | 77 | 55 | 5,395 | 5,081 | 368 | 181 | 124 | 75 | 11 | 1,072 | 11 | 169 |
| 16 | Remainder of County..... | 42 | 26 | 1,693 | 1,419 | 79 | 38 | 34 | 41 | 7 | 338 | 5 | 70 |
| 17 | Morton County..... | 64 | 44 | 4,014 | 3,586 | 285 | 142 | 117 | 69 | 9 | 932 | 13 | 292 |
| 18 | Nemaha County..... | 260 | 148 | 13,178 | 11,006 | 843 | 431 | 350 | 266 | 31 | 2,389 | 41 | 629 |
| 19 | Neosho County..... | 275 | 209 | 18,831 | 17,423 | 1,507 | 759 | 629 | 284 | 50 | 4,194 | 32 | 564 |
| 20 | Chanute..... | 184 | 148 | 14,348 | 13,354 | 1,247 | 585 | 484 | 194 | 36 | 3,342 | 18 | 430 |
| 21 | Remainder of County..... | 91 | 61 | 4,483 | 4,069 | 260 | 174 | 145 | 90 | 14 | 852 | 14 | 134 |
| 22 | Ness County..... | 82 | 60 | 4,793 | 4,393 | 336 | 153 | 125 | 93 | 13 | 1,198 | 8 | 114 |
| 23 | Norton County..... | 159 | 109 | 10,782 | 9,952 | 803 | 382 | 319 | 165 | 21 | 2,027 | 17 | 404 |
| 24 | Norton..... | 102 | 74 | 8,376 | 7,922 | 685 | 310 | 263 | 111 | 10 | 1,380 | 14 | 358 |
| 25 | Remainder of County..... | 57 | 35 | 2,406 | 2,030 | 118 | 72 | 56 | 54 | 11 | 647 | 3 | 46 |
| 26 | Osage County..... | 210 | 128 | 10,218 | 8,462 | 612 | 295 | 237 | 229 | 36 | 2,449 | 27 | 471 |
| 27 | Osborne County..... | 130 | 84 | 7,476 | 6,454 | 525 | 265 | 213 | 144 | 23 | 1,819 | 22 | 503 |
| 28 | Ottawa County..... | 92 | 64 | 5,972 | 5,462 | 396 | 231 | 159 | 102 | 19 | 1,201 | 13 | 249 |
| 29 | Pawnee County..... | 144 | 108 | 11,269 | 10,619 | 1,003 | 444 | 355 | 136 | 18 | 2,578 | 29 | 696 |
| 30 | Larned..... | 109 | 89 | 9,769 | 9,279 | 916 | 403 | 321 | 101 | 14 | (D) | 18 | 551 |
| 31 | Remainder of County..... | 35 | 19 | 1,500 | 1,340 | 87 | 41 | 34 | 35 | 4 | (D) | 11 | 145 |
| 32 | Phillips County..... | 154 | 106 | 10,542 | 9,540 | 662 | 369 | 283 | 156 | 18 | 2,033 | 18 | 477 |
| 33 | Phillipsburg..... | 91 | 63 | 6,590 | 5,986 | 490 | 278 | 208 | 94 | 6 | 1,181 | 12 | 361 |
| 34 | Remainder of County..... | 63 | 43 | 3,952 | 3,554 | 172 | 91 | 75 | 62 | 12 | 852 | 6 | 116 |
| 35 | Pottawatomie County..... | 196 | 136 | 13,754 | 12,444 | 972 | 437 | 371 | 201 | 28 | 2,228 | 23 | 563 |
| 36 | Pratt County..... | 187 | 149 | 19,356 | 18,520 | 1,972 | 775 | 626 | 180 | 18 | 3,479 | 27 | 837 |
| 37 | Pratt..... | 156 | 132 | 17,751 | 17,157 | 1,893 | 738 | 595 | 152 | 12 | 3,188 | 21 | 756 |
| 38 | Remainder of County..... | 31 | 17 | 1,605 | 1,363 | 79 | 37 | 31 | 28 | 6 | 291 | 6 | 81 |
| 39 | Rawlins County..... | 96 | 62 | 4,886 | 4,130 | 385 | 169 | 145 | 101 | 14 | 998 | 13 | 364 |
| 40 | Reno County..... | 717 | 511 | 71,905 | 68,395 | 7,410 | 3,161 | 2,536 | 732 | 102 | 14,353 | 147 | 3,743 |
| 41 | Hutchinson..... | 549 | 405 | 62,157 | 59,846 | 6,896 | 2,892 | 2,319 | 553 | 71 | 12,345 | 124 | 3,370 |
| 42 | Remainder of County..... | 168 | 106 | 9,748 | 8,546 | 514 | 269 | 217 | 179 | 31 | 2,008 | 23 | 373 |
| 43 | Republic County..... | 183 | 97 | 9,011 | 7,591 | 622 | 317 | 242 | 198 | 24 | 1,863 | 34 | 608 |
| 44 | Belleville..... | 84 | 56 | 5,861 | 5,535 | 510 | 246 | 184 | 85 | 10 | 1,133 | 13 | 400 |
| 45 | Remainder of County..... | 99 | 41 | 3,150 | 2,056 | 112 | 71 | 58 | 113 | 14 | 730 | 21 | 208 |
| 46 | Rice County..... | 220 | 168 | 16,266 | 15,372 | 1,407 | 646 | 493 | 241 | 38 | 4,476 | 35 | 725 |
| 47 | Lyons..... | 96 | 78 | 9,059 | 8,871 | 798 | 324 | 273 | 98 | 12 | 2,094 | 14 | 332 |
| 48 | Remainder of County..... | 124 | 90 | 7,207 | 6,501 | 609 | 322 | 220 | 143 | 26 | 2,382 | 21 | 393 |
| 49 | Riley County..... | 349 | 267 | 34,491 | 33,029 | 3,520 | 1,662 | 1,249 | 353 | 40 | 6,768 | 68 | 2,719 |
| 50 | Manhattan..... | 257 | 211 | 30,150 | 29,332 | 3,268 | 1,519 | 1,143 | 255 | 29 | 5,949 | 49 | 2,382 |
| 51 | Remainder of County..... | 92 | 56 | 4,341 | 3,697 | 252 | 143 | 106 | 98 | 11 | 819 | 19 | 337 |
| 52 | Rooks County..... | 151 | 111 | 12,623 | 11,863 | 885 | 428 | 330 | 175 | 20 | 2,583 | 29 | 688 |
| 53 | Rush County..... | 118 | 70 | 7,522 | 6,740 | 450 | 198 | 159 | 122 | 19 | 1,287 | 17 | 268 |
| 54 | Russell County..... | 217 | 145 | 16,499 | 14,829 | 1,322 | 573 | 476 | 242 | 33 | 3,585 | 41 | 952 |
| 55 | Russell..... | 134 | 102 | 13,051 | 12,117 | 1,163 | 497 | 410 | 145 | 19 | 2,911 | 14 | 663 |
| 56 | Remainder of County..... | 83 | 43 | 3,448 | 2,712 | 159 | 76 | 66 | 97 | 14 | 674 | 27 | 289 |
| 57 | Saline County..... | 571 | 415 | 60,975 | 57,075 | 6,251 | 6,410 | 2,176 | 568 | 69 | 11,459 | 119 | 3,802 |
| 58 | Salina..... | 500 | 378 | 57,219 | 53,799 | 5,935 | 6,285 | 2,074 | 493 | 59 | 11,007 | 104 | 3,472 |
| 59 | Remainder of County..... | 71 | 37 | 3,756 | 3,276 | 316 | 125 | 102 | 75 | 10 | 452 | 15 | 330 |
| 60 | Scott County..... | 85 | 59 | 6,762 | 6,248 | 523 | 226 | 172 | 93 | 9 | 1,437 | 17 | 452 |
| 61 | Scott City..... | 78 | 54 | 6,114 | (D) | (D) | (D) | (D) | (D) | 8 | (D) | 17 | 452 |
| 62 | Remainder of County..... | 7 | 5 | 648 | (D) | (D) | (D) | (D) | (D) | 1 | (D) | ... | ... |
| 63 | Sedgwick County..... | 2,770 | 2,080 | 376,956 | 364,388 | 44,289 | 17,253 | 14,392 | 2,736 | 343 | 74,962 | 586 | 21,584 |
| 64 | Wichita..... | 2,501 | 1,891 | 355,041 | 343,961 | 42,572 | 16,520 | 13,785 | 2,471 | 303 | 71,246 | 532 | 19,847 |
| 65 | Remainder of County..... | 269 | 189 | 21,915 | 20,427 | 1,717 | 733 | 607 | 265 | 40 | 3,716 | 54 | 1,737 |
| 66 | Seward County..... | 188 | 148 | 19,635 | 19,079 | 1,839 | 765 | 646 | 186 | 20 | 3,993 | 27 | 893 |
| 67 | Liberal..... | 176 | 140 | 19,174 | 18,670 | 1,790 | 739 | 627 | 174 | 18 | (D) | 24 | 859 |
| 68 | Remainder of County..... | 12 | 8 | 461 | 409 | 49 | 26 | 19 | 12 | 2 | (D) | 3 | 54 |

Standard Notes: (D) Withheld to avoid disclosure. (NA) Not available. XXX Not applicable. (Z) Less than \$500. ... Represents zero.

CITIES OF 2,500 INHABITANTS OR MORE — Continued

Kind-of-Business Group — Establishments and Sales

| Kind-of-business group — Continued | | | | | | | | | | | | | | | | | | Line No. |
|------------------------------------|-----------------|-----------------------------|-----------------|--|-----------------|----------------------|-----------------|---------------------------|-----------------|---|-----------------|---------------------------------|-----------------|-------------------------|-----------------|-------------------------|-----------------|----------|
| General merchandise group | | Apparel, accessories stores | | Furniture, home furnishings, appliance dealers | | Automotive group | | Gasoline service stations | | Lumber, bldg. mats., hardware, farm equipment dealers | | Drug stores, proprietary stores | | Other retail stores | | Nonstore retailers | | |
| Establishments (Number) | Sales (\$1,000) | Establishments (Number) | Sales (\$1,000) | Establishments (Number) | Sales (\$1,000) | Establishments (No.) | Sales (\$1,000) | Establishments (Number) | Sales (\$1,000) | Establishments (Number) | Sales (\$1,000) | Establishments (No.) | Sales (\$1,000) | Establishments (Number) | Sales (\$1,000) | Establishments (Number) | Sales (\$1,000) | |
| 15 | 1,036 | 11 | 501 | 12 | 658 | 24 | 3,855 | 32 | 1,383 | 21 | 1,882 | 7 | 505 | 34 | 2,465 | 8 | 82 | 1 |
| 5 | 584 | 3 | (D) | 6 | 199 | 11 | (D) | 13 | 462 | 5 | 262 | 3 | (D) | 14 | 794 | 2 | (D) | 2 |
| 4 | 332 | 7 | 333 | 6 | 459 | 11 | 1,826 | 10 | 566 | 11 | 1,154 | 3 | 278 | 15 | 1,080 | ... | ... | 3 |
| 6 | 120 | 1 | (D) | ... | ... | 2 | (D) | 9 | 355 | 5 | 466 | 1 | (D) | 5 | 591 | 6 | (D) | 4 |
| 8 | 626 | 9 | 407 | 17 | 1,145 | 9 | 4,116 | 31 | 1,694 | 25 | 2,423 | 8 | 445 | 26 | 4,270 | 4 | 16 | 5 |
| 4 | 583 | 9 | 407 | 11 | 527 | 8 | (D) | 11 | 553 | 15 | 1,878 | 3 | 257 | 13 | (D) | 2 | (D) | 6 |
| 4 | 43 | ... | ... | 6 | 618 | 1 | (D) | 20 | 1,141 | 10 | 545 | 5 | 188 | 13 | (D) | 2 | (D) | 7 |
| 17 | 4,681 | 56 | 3,713 | 38 | 3,138 | 60 | 11,585 | 99 | 4,117 | 49 | 5,277 | 19 | 1,894 | 112 | 4,492 | 9 | 106 | 8 |
| 2 | (D) | 1 | (D) | 4 | (D) | 3 | 909 | 8 | 378 | 5 | 287 | 2 | (D) | 9 | 646 | ... | ... | 9 |
| 4 | 160 | 6 | (D) | 1 | (D) | 5 | (D) | 16 | 475 | 4 | 262 | 2 | (D) | 11 | 238 | 2 | (D) | 10 |
| 5 | 2,988 | 25 | 2,484 | 18 | 1,790 | 34 | 6,708 | 32 | 1,957 | 21 | (D) | 8 | 976 | 49 | 1,759 | 2 | (D) | 11 |
| 5 | 1,353 | 24 | 1,090 | 15 | 1,054 | 17 | 3,737 | 27 | 1,040 | 15 | 1,703 | 6 | 620 | 37 | 1,552 | 5 | 84 | 12 |
| 1 | (D) | ... | ... | ... | ... | 1 | (D) | 16 | 267 | 4 | (D) | 1 | (D) | 6 | 297 | ... | ... | 13 |
| 9 | 426 | 4 | 39 | 4 | 130 | 6 | 1,366 | 22 | 658 | 15 | 1,482 | 3 | 84 | 21 | (D) | 1 | (D) | 14 |
| 5 | 317 | 2 | (D) | 4 | 130 | 4 | (D) | 14 | 308 | 9 | 1,342 | 1 | (D) | 16 | 690 | ... | ... | 15 |
| 4 | 109 | 2 | (D) | ... | ... | 2 | (D) | 8 | 350 | 6 | 140 | 2 | (D) | 5 | (D) | 1 | (D) | 16 |
| 4 | 160 | 5 | 119 | 1 | (D) | 4 | 325 | 4 | 295 | 12 | 1,042 | 3 | (D) | 9 | 673 | ... | ... | 17 |
| 19 | 756 | 12 | 470 | 15 | 567 | 14 | 1,908 | 39 | 1,419 | 42 | 2,907 | 7 | 453 | 32 | 1,566 | 8 | 114 | 18 |
| 13 | 1,681 | 14 | 770 | 19 | 874 | 25 | 3,761 | 36 | 1,466 | 31 | 2,417 | 10 | 542 | 37 | 2,434 | 8 | 128 | 19 |
| 5 | 1,392 | 13 | (D) | 13 | 701 | 20 | 3,201 | 21 | 851 | 16 | 1,591 | 8 | (D) | 28 | 1,587 | 6 | (D) | 20 |
| 8 | 289 | 1 | (D) | 6 | 173 | 5 | 560 | 15 | 615 | 15 | 826 | 2 | (D) | 9 | 847 | 2 | (D) | 21 |
| 6 | 311 | 4 | 138 | 5 | 210 | 5 | 930 | 7 | 317 | 16 | 1,107 | 4 | 174 | 11 | 243 | 3 | 51 | 22 |
| 5 | 570 | 7 | 390 | 13 | 504 | 12 | 2,899 | 26 | 888 | 27 | 1,649 | 5 | (D) | 25 | 1,038 | 1 | (D) | 23 |
| 4 | (D) | 3 | (D) | 12 | (D) | 9 | 2,676 | 17 | 710 | 13 | 1,068 | 3 | 244 | 16 | 506 | 1 | (D) | 24 |
| 1 | (D) | 4 | (D) | 1 | (D) | 3 | 223 | 9 | 178 | 14 | 581 | 2 | (D) | 9 | 532 | ... | ... | 25 |
| 14 | 271 | 6 | 173 | 13 | 414 | 13 | 2,009 | 35 | 706 | 29 | 1,819 | 6 | 253 | 27 | 1,641 | 4 | 12 | 26 |
| 5 | 316 | 11 | 264 | 9 | 456 | 15 | 1,619 | 17 | 728 | 14 | 1,258 | 5 | 194 | 7 | (D) | 2 | (D) | 27 |
| 7 | 347 | 3 | (D) | 5 | 173 | 4 | 1,121 | 11 | 486 | 12 | 1,212 | 5 | 177 | 11 | 921 | 2 | (D) | 28 |
| 5 | 1,011 | 9 | 462 | 8 | 166 | 12 | 2,538 | 21 | 994 | 20 | 1,997 | 4 | 404 | 16 | (D) | 2 | (D) | 29 |
| 5 | 1,011 | 7 | (D) | 8 | 166 | 10 | (D) | 15 | 656 | 13 | 1,370 | 4 | 404 | 13 | 382 | 2 | (D) | 30 |
| ... | ... | 2 | (D) | ... | ... | 2 | (D) | 6 | 338 | 7 | 627 | ... | ... | 3 | (D) | ... | ... | 31 |
| 11 | 697 | 9 | 299 | 11 | 579 | 13 | 1,810 | 19 | 797 | 26 | 1,823 | 6 | 299 | 17 | 1,696 | 6 | 32 | 32 |
| 3 | 458 | 9 | 299 | 11 | 579 | 10 | 1,493 | 10 | 485 | 10 | 1,045 | 5 | (D) | 11 | 413 | 4 | (D) | 33 |
| 8 | 239 | ... | ... | ... | ... | 3 | 317 | 9 | 312 | 16 | 778 | 1 | (D) | 6 | 1,283 | 2 | (D) | 34 |
| 12 | 376 | 7 | 333 | 9 | 321 | 18 | 3,874 | 35 | 1,271 | 21 | 1,612 | 9 | 365 | 31 | 2,801 | 3 | 10 | 35 |
| 5 | 1,644 | 9 | 321 | 18 | 1,156 | 15 | 4,575 | 30 | 1,696 | 26 | 2,478 | 8 | 571 | 31 | 2,599 | ... | ... | 36 |
| 5 | 1,644 | 9 | 321 | 16 | (D) | 15 | 4,575 | 23 | 1,553 | 19 | 2,202 | 7 | (D) | 29 | (D) | ... | ... | 37 |
| ... | ... | ... | ... | 2 | (D) | ... | ... | 7 | 143 | 7 | 276 | 1 | (D) | 2 | (D) | ... | ... | 38 |
| 8 | 195 | 8 | 237 | 3 | (D) | 4 | 364 | 15 | 647 | 13 | 1,119 | 3 | 160 | 13 | 703 | 2 | (D) | 39 |
| 21 | 9,682 | 41 | 4,162 | 28 | 3,882 | 44 | 15,479 | 84 | 3,980 | 74 | 7,741 | 25 | 2,068 | 109 | 5,568 | 42 | 1,247 | 40 |
| 11 | 9,386 | 40 | (D) | 23 | 3,428 | 31 | 13,369 | 57 | 3,027 | 46 | 5,755 | 19 | 1,848 | 88 | (D) | 39 | 1,216 | 41 |
| 10 | 296 | 1 | (D) | 5 | 454 | 13 | 2,110 | 27 | 953 | 28 | 1,986 | 6 | 220 | 21 | (D) | 3 | 31 | 42 |
| 10 | 500 | 7 | 247 | 8 | 258 | 17 | 1,814 | 29 | 1,585 | 23 | 1,234 | 6 | 285 | 17 | 525 | 8 | 92 | 43 |
| 3 | (D) | 5 | (D) | 6 | 1,640 | 14 | 1,640 | 8 | 545 | 8 | 696 | 3 | 230 | 6 | 371 | 6 | (D) | 44 |
| 7 | (D) | 2 | (D) | 2 | 174 | 3 | 174 | 21 | 1,040 | 15 | 538 | 3 | 55 | 9 | 154 | 2 | (D) | 45 |
| 13 | 890 | 5 | 294 | 13 | 808 | 17 | 3,573 | 25 | 1,275 | 30 | 2,681 | 10 | 555 | 25 | 927 | 9 | 62 | 46 |
| 4 | 499 | 4 | (D) | 6 | 317 | 8 | 2,600 | 16 | 751 | 13 | 1,500 | 4 | 297 | 11 | (D) | 4 | 28 | 47 |
| 9 | 391 | 1 | (D) | 7 | 491 | 9 | 973 | 9 | 524 | 17 | 1,181 | 6 | 258 | 14 | (D) | 5 | 34 | 48 |
| 10 | 3,153 | 29 | 2,574 | 26 | 1,554 | 20 | 7,228 | 52 | 2,780 | 31 | 3,370 | 11 | 965 | 50 | 3,194 | 12 | 186 | 49 |
| 8 | (D) | 29 | 2,574 | 17 | 1,333 | 16 | (D) | 27 | 1,876 | 18 | 2,549 | 9 | (D) | 45 | 2,666 | 10 | (D) | 50 |
| 2 | (D) | ... | ... | 9 | 221 | 4 | (D) | 25 | 904 | 13 | 821 | 2 | (D) | 5 | 528 | 2 | (D) | 51 |
| 9 | 452 | 7 | 305 | 8 | 391 | 8 | 2,381 | 23 | 1,278 | 17 | 2,821 | 7 | (D) | 21 | 1,325 | 2 | (D) | 52 |
| 4 | 301 | 5 | 282 | 6 | (D) | 7 | 1,564 | 18 | 912 | 15 | 1,728 | 8 | 281 | 17 | 725 | 2 | (D) | 53 |
| 11 | 989 | 5 | 648 | 13 | 795 | 19 | 4,410 | 26 | 1,397 | 22 | 1,742 | 12 | 652 | 27 | 1,299 | 8 | 30 | 54 |
| 4 | 770 | 5 | 648 | 12 | (D) | 13 | 3,607 | 17 | 1,065 | 13 | 1,360 | 7 | 582 | 14 | 659 | 6 | (D) | 55 |
| 7 | 219 | ... | ... | 1 | (D) | 6 | 803 | 9 | 332 | 9 | 382 | 5 | 70 | 13 | 640 | 2 | (D) | 56 |
| 17 | 6,947 | 40 | 3,459 | 24 | 2,150 | 50 | 15,129 | 82 | 4,300 | 40 | 6,531 | 17 | 1,541 | 94 | 4,204 | 19 | 1,453 | 57 |
| 17 | 6,947 | 40 | 3,459 | 23 | (D) | 44 | 13,978 | 69 | 3,946 | 29 | 5,451 | 13 | 1,471 | 84 | (D) | 18 | (D) | 58 |
| ... | ... | ... | ... | 1 | (D) | 6 | 1,151 | 13 | 354 | 11 | 1,080 | 4 | (D) | 10 | (D) | 1 | (D) | 59 |
| 2 | (D) | 6 | 292 | 9 | 183 | 3 | 912 | 16 | 1,005 | 9 | 1,414 | 2 | (D) | 11 | 596 | 1 | (D) | 60 |
| 2 | (D) | 6 | 292 | 9 | 183 | 3 | 912 | 12 | 780 | 9 | 1,414 | 2 | (D) | 9 | (D) | 1 | (D) | 61 |
| ... | (D) | ... | ... | ... | ... | ... | ... | 4 | 225 | ... | ... | ... | ... | 2 | (D) | ... | ... | 62 |
| 70 | 42,899 | 167 | 25,335 | 153 | 21,315 | 174 | 78,221 | 355 | 23,781 | 171 | 34,347 | 137 | 14,023 | 482 | 32,878 | 132 | 7,611 | 63 |
| 62 | 42,595 | 163 | 25,290 | 139 | 20,993 | 160 | 74,928 | 307 | 21,199 | 134 | 28,635 | 128 | 13,528 | 442 | (D) | 131 | (D) | 64 |
| 8 | 304 | 4 | 45 | 14 | 322 | 14 | 3,293 | 48 | 2,582 | 37 | 5,712 | 9 | 495 | 40 | (D) | 1 | (D) | 65 |
| 7 | 1,482 | 11 | 739 | 18 | 1,039 | 20 | 4,717 | 24 | 1,614 | 21 | 2,824 | 4 | 583 | 32 | (D) | 4 | (D) | 66 |
| 7 | 1,482 | 11 | 739 | 18 | 1,039 | 20 | 4,717 | 21 | 1,491 | 20 | (D) | 4 | 583 | 29 | 1,990 | 4 | (D) | 67 |
| ... | ... | ... | ... | ... | ... | ... | ... | 3 | 123 | 1 | (D) | ... | ... | 3 | (D) | ... | ... | 68 |

RETAIL TRADE — AREA STATISTICS

Table 102. RETAIL TRADE: 1954 — COUNTIES;
Total Retail — Establishments, Sales, Payroll, and Personnel;

| Line No. | County and city | Total | | | | | | | Kind-of-business group | | | | |
|----------|--------------------------|-------------------|-----------------------------|--|--|--------------------------------------|--|------------------------------|--|--------------------------------------|--------------------|--------------------------------------|--------------------|
| | | Establishments | | Sales | | Payroll, entire year (\$1,000) | Paid employees, workweek ended nearest Nov. 15 | | Proprietors (unincorporated businesses only) (Number) | Food stores | | Eating, drinking places | |
| | | Total (Number) | With payroll (Number) | Total, all establish- ments (\$1,000) | Establish- ments with payroll (\$1,000) | | Total (Number) | Full workweek (Number) | | Estab- lish- ments (Number) | Sales (\$1,000) | Estab- lish- ments (Number) | Sales (\$1,000) |
| 1 | Shawnee County..... | 1,295 | 905 | 143,516 | 136,470 | 17,156 | 6,920 | 5,703 | 1,283 | 196 | 30,725 | 248 | 7,433 |
| 2 | Topeka..... | 1,150 | 810 | 133,193 | 126,805 | 16,338 | 6,549 | 5,426 | 1,130 | 169 | 26,858 | 212 | 6,460 |
| 3 | Remainder of County..... | 145 | 95 | 10,323 | 9,665 | 818 | 371 | 277 | 153 | 27 | 3,867 | 36 | 973 |
| 4 | Sheridan County..... | 60 | 46 | 4,297 | 4,101 | 272 | 127 | 106 | 65 | 4 | 615 | 10 | 236 |
| 5 | Sherman County..... | 109 | 77 | 9,011 | 8,513 | 810 | 323 | 271 | 115 | 13 | 1,782 | 11 | 459 |
| 6 | Goodland..... | 92 | 68 | 8,018 | 7,642 | 697 | 282 | 234 | 95 | 9 | 1,716 | 9 | (D) |
| 7 | Remainder of County..... | 17 | 9 | 993 | 871 | 113 | 41 | 37 | 20 | 4 | 66 | 2 | (D) |
| 8 | Smith County..... | 138 | 88 | 6,984 | 6,192 | 513 | 278 | 210 | 141 | 25 | 1,404 | 18 | 433 |
| 9 | Stafford County..... | 123 | 91 | 10,220 | 9,680 | 779 | 336 | 278 | 120 | 12 | 1,931 | 23 | 666 |
| 10 | Stanton County..... | 25 | 17 | 1,409 | (D) | 105 | 46 | 45 | 28 | 3 | 183 | 5 | 79 |
| 11 | Stevens County..... | 55 | 45 | 5,184 | 5,020 | 472 | 177 | 148 | 49 | 6 | 1,005 | 6 | 201 |
| 12 | Hugoton..... | 52 | 42 | (D) | (D) | (D) | (D) | (D) | (D) | 5 | (D) | 5 | (D) |
| 13 | Remainder of County..... | 3 | 3 | (D) | (D) | (D) | (D) | (D) | (D) | 1 | (D) | 1 | (D) |
| 14 | Sumner County..... | 387 | 247 | 27,882 | 25,094 | 2,211 | 962 | 799 | 440 | 77 | 6,057 | 54 | 1,277 |
| 15 | Wellington..... | 151 | 107 | 12,260 | 11,512 | 1,143 | 506 | 425 | 172 | 32 | 3,035 | 22 | 555 |
| 16 | Remainder of County..... | 236 | 140 | 15,622 | 13,582 | 1,068 | 456 | 374 | 268 | 45 | 3,022 | 32 | 722 |
| 17 | Thomas County..... | 162 | 102 | 12,246 | 10,900 | 953 | 390 | 319 | 172 | 28 | 2,281 | 28 | 828 |
| 18 | Colby..... | 118 | 80 | 9,935 | 8,929 | 827 | 328 | 273 | 132 | 17 | 1,939 | 17 | 703 |
| 19 | Remainder of County..... | 44 | 22 | 2,311 | 1,971 | 126 | 62 | 46 | 40 | 11 | 342 | 11 | 125 |
| 20 | Trego County..... | 78 | 56 | 5,311 | 4,991 | 412 | 203 | 164 | 77 | 10 | 1,018 | 10 | 192 |
| 21 | Wabaunsee County..... | 83 | 63 | 4,804 | 4,490 | 269 | 159 | 116 | 85 | 15 | 1,100 | 9 | 132 |
| 22 | Wallace County..... | 41 | 23 | 2,499 | 2,143 | 147 | 53 | 49 | 39 | 5 | 265 | 3 | 82 |
| 23 | Washington County..... | 150 | 94 | 7,916 | 7,010 | 513 | 247 | 207 | 167 | 19 | 1,772 | 28 | 469 |
| 24 | Wichita County..... | 49 | 37 | 3,788 | 3,582 | 327 | 148 | 128 | 48 | 5 | 697 | 8 | 471 |
| 25 | Wilson County..... | 191 | 141 | 13,048 | 12,200 | 919 | 487 | 397 | 210 | 34 | 3,361 | 25 | 564 |
| 26 | Fredonia..... | 81 | 69 | 7,088 | 6,810 | 524 | 241 | 215 | 88 | 11 | 1,223 | 8 | 229 |
| 27 | Neodesha..... | 70 | 56 | 4,795 | 4,621 | 357 | 208 | 159 | 75 | 10 | 1,803 | 13 | 269 |
| 28 | Remainder of County..... | 40 | 16 | 1,165 | 769 | 38 | 38 | 23 | 47 | 13 | 335 | 4 | 66 |
| 29 | Woodson County..... | 112 | 60 | 5,117 | 4,377 | 330 | 224 | 193 | 134 | 21 | 1,158 | 15 | 292 |
| 30 | Wyandotte County..... | 1,656 | 1,022 | 166,009 | 153,945 | 17,152 | 6,177 | 4,930 | 1,681 | 406 | 42,887 | 349 | 10,245 |
| 31 | Kansas City..... | 1,398 | 898 | 150,967 | 141,379 | 16,171 | 5,711 | 4,595 | 1,388 | 332 | 37,238 | 294 | 8,924 |
| 32 | Remainder of County..... | 258 | 124 | 15,042 | 12,566 | 981 | 466 | 335 | 293 | 74 | 5,649 | 55 | 1,321 |

Standard Notes: (D) Withheld to avoid disclosure. (NA) Not available. XXX Not applicable. (Z) Less than \$500. ... Represents zero.

CITIES OF 2,500 INHABITANTS OR MORE — Continued

Kind-of-Business Group — Establishments and Sales

| Kind-of-business group — Continued | | | | | | | | | | | | | | | | | | Line No. | |
|------------------------------------|-----------------|-----------------------------|-----------------|--|-----------------|----------------------|-----------------|---------------------------|-----------------|---|-----------------|---------------------------------|-----------------|-------------------------|-----------------|-------------------------|-----------------|----------|----|
| General merchandise group | | Apparel, accessories stores | | Furniture, home furnishings, appliance dealers | | Automotive group | | Gasoline service stations | | Lumber, bldg. mats., hardware, farm equipment dealers | | Drug stores, proprietary stores | | Other retail stores | | Nonstore retailers | | | |
| Establishments (Number) | Sales (\$1,000) | Establishments (Number) | Sales (\$1,000) | Establishments (Number) | Sales (\$1,000) | Establishments (No.) | Sales (\$1,000) | Establishments (Number) | Sales (\$1,000) | Establishments (Number) | Sales (\$1,000) | Establishments (No.) | Sales (\$1,000) | Establishments (Number) | Sales (\$1,000) | Establishments (Number) | Sales (\$1,000) | | |
| 31 | 16,177 | 88 | 9,488 | 64 | 11,803 | 80 | 26,819 | 163 | 10,033 | 61 | 11,436 | 45 | 4,991 | 218 | 11,952 | 101 | 2,659 | 1 | |
| 26 | 16,107 | 86 | (D) | 62 | (D) | 74 | 26,716 | 124 | 8,160 | 50 | 9,692 | 43 | (D) | 206 | 10,846 | 98 | (D) | 2 | |
| 5 | 70 | 2 | (D) | 2 | (D) | 6 | 103 | 39 | 1,873 | 11 | 1,744 | 2 | (D) | 12 | 1,106 | 3 | (D) | 3 | |
| 6 | 136 | 3 | 117 | 3 | 169 | 7 | 1,015 | 6 | 221 | 11 | 1,092 | 2 | (D) | 8 | (D) | ... | ... | 4 | |
| 4 | 642 | 4 | 310 | 6 | 314 | 17 | 2,653 | 11 | 488 | 16 | 1,609 | 4 | 230 | 19 | 496 | 4 | 28 | 5 | |
| 3 | (D) | 4 | 310 | 6 | 314 | 16 | (D) | 8 | 433 | 13 | (D) | 4 | 230 | 18 | (D) | 2 | (D) | 6 | |
| 1 | (D) | ... | ... | ... | ... | 1 | (D) | 3 | 55 | 3 | (D) | ... | ... | 1 | (D) | 2 | (D) | 7 | |
| 11 | 593 | 2 | (D) | 8 | 241 | 9 | 1,155 | 15 | 1,187 | 22 | 1,380 | 7 | 182 | 16 | (D) | 5 | 41 | 8 | |
| 6 | 398 | 4 | 138 | 7 | 558 | 9 | 2,776 | 12 | 460 | 22 | 1,943 | 6 | 217 | 18 | 1,109 | 4 | 24 | 9 | |
| 1 | (D) | ... | ... | 2 | (D) | 3 | 159 | 3 | 58 | 6 | 640 | 1 | (D) | 1 | (D) | ... | ... | 10 | |
| 3 | 205 | 3 | 161 | 3 | 201 | 5 | 1,767 | 9 | (D) | 9 | 838 | 2 | (D) | 9 | 259 | ... | ... | 11 | |
| 3 | 205 | 3 | 161 | 3 | 201 | 5 | 1,767 | 8 | 285 | 9 | 838 | 2 | (D) | 9 | 259 | ... | ... | 12 | |
| ... | ... | ... | ... | ... | ... | ... | ... | 1 | (D) | ... | ... | ... | ... | ... | ... | ... | ... | ... | 13 |
| 22 | 1,475 | 18 | 783 | 24 | 1,566 | 30 | 6,164 | 47 | 2,673 | 45 | 4,597 | 17 | 744 | 50 | (D) | 3 | (D) | 14 | |
| 8 | 934 | 7 | 541 | 9 | 431 | 12 | 2,928 | 11 | 532 | 19 | 1,942 | 7 | 338 | 23 | (D) | 1 | (D) | 15 | |
| 14 | 541 | 11 | 242 | 15 | 1,135 | 18 | 3,236 | 36 | 2,141 | 26 | 2,655 | 10 | 406 | 27 | (D) | 2 | (D) | 16 | |
| 5 | 681 | 8 | 432 | 7 | 335 | 15 | 2,564 | 22 | 909 | 27 | 2,324 | 3 | 351 | 17 | (D) | 2 | (D) | 17 | |
| 4 | (D) | 8 | 432 | 7 | 335 | 14 | (D) | 11 | 666 | 20 | 1,924 | 3 | 351 | 15 | 608 | 2 | (D) | 18 | |
| 1 | (D) | ... | ... | ... | ... | 1 | (D) | 11 | 243 | 7 | 400 | ... | ... | 2 | (D) | ... | ... | 19 | |
| 4 | 237 | 3 | 145 | 8 | 364 | 8 | 1,043 | 9 | 816 | 12 | 1,063 | 2 | (D) | 10 | 230 | 2 | (D) | 20 | |
| 6 | 219 | ... | ... | 6 | 189 | 6 | 1,109 | 14 | 399 | 15 | 792 | 4 | 138 | 8 | 726 | ... | ... | 21 | |
| 1 | (D) | 1 | (D) | ... | ... | 3 | 840 | 11 | 355 | 9 | 504 | 2 | (D) | 6 | 338 | ... | ... | 22 | |
| 4 | 274 | 2 | (D) | 7 | 284 | 12 | 1,264 | 20 | 587 | 31 | 2,456 | 5 | 175 | 20 | 605 | 2 | (D) | 23 | |
| 1 | (D) | 2 | (D) | 1 | (D) | 7 | 967 | 8 | 306 | 6 | 729 | ... | ... | 9 | 269 | 2 | (D) | 24 | |
| 10 | 500 | 11 | 464 | 8 | 600 | 17 | 2,926 | 24 | 930 | 24 | 1,591 | 9 | 434 | 24 | (D) | 5 | (D) | 25 | |
| 3 | (D) | 7 | 215 | 6 | (D) | 9 | 1,909 | 9 | 309 | 13 | 1,145 | 4 | 250 | 9 | 1,163 | 2 | (D) | 26 | |
| 3 | 121 | 4 | 249 | 2 | (D) | 6 | (D) | 5 | 231 | 7 | 359 | 5 | 184 | 12 | 237 | 3 | (D) | 27 | |
| 4 | (D) | ... | ... | ... | ... | 2 | (D) | 10 | 390 | 4 | 87 | ... | ... | 3 | (D) | ... | ... | 28 | |
| 10 | 277 | 2 | (D) | 7 | 205 | 8 | 1,094 | 18 | 586 | 13 | 912 | 4 | (D) | 10 | 382 | 4 | 26 | 29 | |
| 45 | 12,010 | 80 | 7,338 | 67 | 7,969 | 80 | 43,102 | 200 | 11,399 | 83 | 12,752 | 63 | 6,889 | 200 | 9,469 | 83 | 1,949 | 30 | |
| 40 | 11,751 | 77 | (D) | 60 | 7,714 | 68 | 41,023 | 166 | 9,960 | 64 | 10,705 | 55 | 6,306 | 174 | (D) | 68 | 1,675 | 31 | |
| 5 | 259 | 3 | (D) | 7 | 255 | 12 | 2,079 | 34 | 1,439 | 19 | 2,047 | 8 | 583 | 26 | (D) | 15 | 274 | 32 | |

RETAIL TRADE—AREA STATISTICS

Table 102A. RETAIL TRADE: 1948¹—COUNTIES, CITIES OF 2,500 INHABITANTS OR MORE

Establishments and Sales

| County and city | Establishments, 1948 (Number) | Sales, 1948 (\$1,000) | County and city | Establishments, 1948 (Number) | Sales, 1948 (\$1,000) | County and city | Establishments, 1948 (Number) | Sales, 1948 (\$1,000) |
|--------------------------|----------------------------------|--------------------------|--------------------------|----------------------------------|--------------------------|--------------------------|----------------------------------|--------------------------|
| Kansas, total..... | 24,541 | 1,683,620 | Ford County..... | 287 | 31,305 | Mitchell County..... | 189 | 12,831 |
| Allen County..... | 268 | 15,049 | Dodge City..... | 189 | 24,685 | Beloit..... | 98 | 8,826 |
| Iola..... | 162 | 10,840 | Remainder of County..... | 98 | 6,620 | Remainder of County..... | 91 | 4,005 |
| Remainder of County..... | 106 | 4,209 | Franklin County..... | 279 | 16,974 | Montgomery County..... | 703 | 42,297 |
| Anderson County..... | 143 | 7,168 | Ottawa..... | 170 | 12,559 | Caney..... | 62 | 3,188 |
| Garrett..... | 77 | 5,361 | Remainder of County..... | 109 | 4,415 | Cherryvale..... | 68 | 2,301 |
| Remainder of County..... | 66 | 1,807 | Geary County..... | 197 | 15,170 | Coffeyville..... | 304 | 21,871 |
| Atchison County..... | 269 | 16,085 | Junction City..... | 185 | 14,600 | Independence..... | 198 | 13,249 |
| Atchison..... | 207 | 13,885 | Remainder of County..... | 12 | 570 | Remainder of County..... | 71 | 1,688 |
| Remainder of County..... | 62 | 2,200 | Gove County..... | 80 | 4,007 | Morris County..... | 135 | 5,961 |
| Barber County..... | 154 | 8,739 | Graham County..... | 75 | 4,259 | Council Grove..... | 71 | 4,582 |
| Barton County..... | 365 | 34,854 | Grant County..... | 50 | 4,954 | Remainder of County..... | 64 | 1,379 |
| Ellinwood..... | 37 | 2,572 | Gray County..... | 66 | 4,382 | Morton County..... | 56 | 3,483 |
| Great Bend..... | 180 | 23,017 | Greeley County..... | 31 | 2,656 | Nemaha County..... | 240 | 10,956 |
| Hoisington..... | 65 | 5,570 | Greenwood County..... | 241 | 12,950 | Nescho County..... | 282 | 16,799 |
| Remainder of County..... | 83 | 3,695 | Eureka..... | 100 | 7,616 | Chanute..... | 189 | 13,188 |
| Bourbon County..... | 278 | 14,807 | Remainder of County..... | 141 | 5,334 | Remainder of County..... | 93 | 3,611 |
| Fort Scott..... | 216 | 13,204 | Hamilton County..... | 75 | 4,801 | Ness County..... | 103 | 5,859 |
| Remainder of County..... | 62 | 1,603 | Harper County..... | 156 | 9,922 | Norton County..... | 146 | 9,299 |
| Brown County..... | 244 | 13,809 | Anthony..... | 77 | 5,918 | Norton..... | 82 | 6,914 |
| Hiawatha..... | 101 | 8,045 | Remainder of County..... | 79 | 4,004 | Remainder of County..... | 64 | 2,385 |
| Remainder of County..... | 143 | 5,764 | Harvey County..... | 271 | 20,301 | Osage County..... | 195 | 7,642 |
| Butler County..... | 435 | 25,962 | Newton..... | 176 | 16,031 | Osborne County..... | 148 | 7,978 |
| Augusta..... | 81 | 5,388 | Remainder of County..... | 95 | 4,270 | Ottawa County..... | 118 | 5,411 |
| El Dorado..... | 194 | 15,322 | Haskell County..... | 37 | 2,565 | Pawnee County..... | 127 | 11,166 |
| Remainder of County..... | 160 | 5,252 | Hodgeman County..... | 31 | 2,203 | Larned..... | 95 | 9,375 |
| Chase County..... | 75 | 3,181 | Jackson County..... | 178 | 8,108 | Remainder of County..... | 32 | 1,791 |
| Chautauqua County..... | 107 | 5,345 | Holton..... | 101 | 5,805 | Phillips County..... | 152 | 7,664 |
| Cherokee County..... | 384 | 14,011 | Remainder of County..... | 77 | 2,303 | Phillipsburg..... | 68 | 4,583 |
| Baxter Springs..... | 104 | 5,065 | Jefferson County..... | 179 | 6,955 | Remainder of County..... | 84 | 3,081 |
| Columbus..... | 87 | 4,943 | Jewell County..... | 141 | 5,239 | Pottawatomie County..... | 202 | 10,179 |
| Galena..... | 73 | 1,642 | Johnson County..... | 436 | 24,175 | Pratt County..... | 175 | 13,929 |
| Remainder of County..... | 120 | 2,361 | Olathe..... | 97 | 7,751 | Pratt..... | 133 | 12,750 |
| Cheyenne County..... | 93 | 6,557 | Remainder of County..... | 339 | 16,424 | Remainder of County..... | 42 | 1,179 |
| Clark County..... | 72 | 3,979 | Kearny County..... | 48 | 3,241 | Rawlins County..... | 100 | 5,697 |
| Clay County..... | 196 | 11,198 | Kingman County..... | 151 | 8,286 | Reno County..... | 636 | 61,023 |
| Clay Center..... | 121 | 8,773 | Kingman..... | 82 | 6,216 | Hutchinson..... | 458 | 52,314 |
| Remainder of County..... | 75 | 2,425 | Remainder of County..... | 69 | 2,070 | Remainder of County..... | 178 | 8,709 |
| Cloud County..... | 241 | 16,199 | Kiowa County..... | 78 | 4,881 | Republic County..... | 167 | 7,606 |
| Concordia..... | 123 | 10,667 | Labette County..... | 456 | 23,629 | Belleville..... | 68 | 4,744 |
| Remainder of County..... | 118 | 5,532 | Parsons..... | 254 | 15,626 | Remainder of County..... | 99 | 2,862 |
| Coffey County..... | 165 | 7,357 | Remainder of County..... | 202 | 8,003 | Rice County..... | 212 | 13,542 |
| Comanche County..... | 73 | 3,611 | Lane County..... | 43 | 3,384 | Lyons..... | 92 | 7,467 |
| Cowley County..... | 495 | 32,941 | Leavenworth County..... | 376 | 22,988 | Remainder of County..... | 120 | 6,075 |
| Arkansas City..... | 229 | 15,835 | Leavenworth..... | 281 | 18,779 | Riley County..... | 320 | 25,445 |
| Winfield..... | 176 | 14,065 | Remainder of County..... | 95 | 4,209 | Manhattan..... | 235 | 22,487 |
| Remainder of County..... | 90 | 3,041 | Lincoln County..... | 106 | 4,796 | Remainder of County..... | 85 | 2,958 |
| Crawford County..... | 650 | 34,507 | Linn County..... | 132 | 5,736 | Rooks County..... | 152 | 8,989 |
| Pittsburg..... | 323 | 23,708 | Logan County..... | 85 | 5,505 | Rush County..... | 129 | 7,457 |
| Remainder of County..... | 327 | 10,799 | Iyon County..... | 374 | 26,692 | Russell County..... | 200 | 12,929 |
| Decatur County..... | 98 | 5,777 | Emporia..... | 278 | 23,237 | Russell..... | 113 | 9,808 |
| Dickinson County..... | 324 | 19,058 | Remainder of County..... | 96 | 3,455 | Remainder of County..... | 87 | 3,121 |
| Abilene..... | 125 | 9,670 | McPherson County..... | 305 | 23,758 | Saline County..... | 480 | 49,190 |
| Herington..... | 73 | 4,887 | McPherson..... | 134 | 14,067 | Salina..... | 410 | 47,362 |
| Remainder of County..... | 126 | 4,501 | Remainder of County..... | 171 | 9,691 | Remainder of County..... | 70 | 1,828 |
| Doniphan County..... | 139 | 5,062 | Marion County..... | 266 | 14,457 | Scott County..... | 72 | 6,825 |
| Douglas County..... | 383 | 27,471 | Marshall County..... | 306 | 14,515 | Scott City..... | 67 | 6,723 |
| Lawrence..... | 281 | 23,750 | Marysville..... | 104 | 8,506 | Remainder of County..... | 5 | 102 |
| Remainder of County..... | 102 | 3,721 | Remainder of County..... | 202 | 6,009 | Sedgwick County..... | 2,313 | 224,921 |
| Edwards County..... | 96 | 5,610 | Meade County..... | 88 | 6,344 | Wichita..... | 1,887 | 201,440 |
| Elk County..... | 94 | 3,680 | Miami County..... | 205 | 12,403 | Remainder of County..... | 426 | 23,481 |
| Ellis County..... | 199 | 19,285 | Osawatomie..... | 69 | 4,405 | Seward County..... | 150 | 17,418 |
| Ellis..... | 41 | 3,033 | Paola..... | 82 | 5,944 | Liberal..... | 141 | 17,116 |
| Hays..... | 112 | 14,593 | Remainder of County..... | 54 | 2,054 | Remainder of County..... | 9 | 302 |
| Remainder of County..... | 46 | 1,659 | Mitchell County..... | 189 | 12,831 | Shawnee County..... | 1,143 | 99,460 |
| Ellsworth County..... | 132 | 7,678 | Beloit..... | 98 | 8,826 | Topeka..... | 954 | 91,922 |
| Finney County..... | 196 | 24,233 | Remainder of County..... | 91 | 4,005 | Remainder of County..... | 189 | 7,538 |
| Garden City..... | 172 | 23,172 | Montgomery County..... | 703 | 42,297 | Sheridan County..... | 65 | 3,686 |
| Remainder of County..... | 24 | 1,061 | Caney..... | 62 | 3,188 | | | |

Standard Notes: (D) Withheld to avoid disclosure. (NA) Not available.

¹Data in this table differ from those which appeared in the publications of the 1948 Census of Retail Trade.

For a description of the adjustments see Comparison of 1948 and 1954 Censuses in the Introduction.

Table 102A. RETAIL TRADE: 1948¹— COUNTIES; CITIES OF 2,500 INHABITANTS OR MORE—Continued

Establishments and Sales

| County and city | Establishments, 1948 (Number) | Sales, 1948 (\$1,000) | County and city | Establishments, 1948 (Number) | Sales, 1948 (\$1,000) | County and city | Establishments, 1948 (Number) | Sales, 1948 (\$1,000) |
|--------------------------|----------------------------------|--------------------------|--------------------------|----------------------------------|--------------------------|--------------------------|----------------------------------|--------------------------|
| Sherman County..... | 105 | 10,150 | Sumner County..... | 307 | 17,879 | Washington County..... | 184 | 7,161 |
| Goodland..... | 86 | 9,490 | Wellington..... | 108 | 9,038 | Wichita County..... | 43 | 4,315 |
| Remainder of County..... | 19 | 660 | Remainder of County..... | 199 | 8,841 | Wilson County..... | 214 | 10,238 |
| Smith County..... | 126 | 6,207 | Thomas County..... | 124 | 10,029 | Fredonia..... | 87 | 5,436 |
| Stafford County..... | 116 | 7,299 | Colby..... | 79 | 8,061 | Neodesha..... | 74 | 3,885 |
| Stanton County..... | 30 | 2,080 | Remainder of County..... | 45 | 1,968 | Remainder of County..... | 53 | 917 |
| Stevens County..... | 49 | 5,194 | Trego County..... | 75 | 4,808 | Woodson County..... | 112 | 4,442 |
| Hugoton..... | 42 | 4,871 | Wabaunsee County..... | 105 | 4,297 | Wyandotte County..... | 1,601 | 116,578 |
| Remainder of County..... | 7 | 323 | Wallace County..... | 39 | 2,547 | Kansas City..... | 1,369 | 107,576 |
| | | | | | | Remainder of County..... | 232 | 9,002 |

Standard Notes: (D) Withheld to avoid disclosure. (NA) Not available.

¹Data in this table differ from those which appeared in the publications of the 1948 Census of Retail Trade. For a description of the adjustments see Comparison of 1948 and 1954 Censuses in the Introduction.

RETAIL TRADE—AREA STATISTICS

Table 103. RETAIL TRADE: 1954 — STANDARD METROPOLITAN AREAS

Establishments, Sales, Payroll, and Personnel, by Kind of Business

| Standard metropolitan area and kind of business | Establishments | | Sales | | Payroll, entire year (\$1,000) | Payroll, workweek ended nearest Nov. 15 | | Paid employees, workweek ended nearest Nov. 15 | | Proprietors (unincorporated businesses only) ¹ (Number) |
|--|-----------------------------|-----------------------|--|---------------------------------------|--------------------------------|---|-------------------------|--|------------------------|--|
| | Total ¹ (Number) | With payroll (Number) | Total, all establishments ¹ (\$1,000) | Establishments with payroll (\$1,000) | | Total (Dollars) | Full workweek (Dollars) | Total (Number) | Full workweek (Number) | |
| KANSAS CITY STANDARD METROPOLITAN AREA—Consists of Johnson and Wyandotte Counties, Kans., and Clay and Jackson Counties, Mo. | | | | | | | | | | |
| Retail trade, total | 8,985 | 5,969 | 1,274,497 | 1,213,327 | 155,606 | 3,066,119 | 2,812,953 | 57,500 | 46,792 | 9,333 |
| Food Stores | | | | | | | | | | |
| Total | 1,573 | 975 | 237,996 | 222,392 | 16,028 | 301,542 | 263,277 | 6,027 | 4,292 | 1,683 |
| Grocery stores..... | 1,180 | 758 | 221,914 | 209,756 | 14,353 | 267,096 | 230,774 | 5,263 | 3,646 | 1,297 |
| Meat markets..... | 47 | 27 | 3,953 | 3,249 | 252 | 5,563 | 5,160 | 90 | 77 | 49 |
| Fish (seafood) markets..... | 5 | 5 | 178 | 178 | 16 | 327 | 327 | 4 | 4 | 5 |
| Fruit stores, vegetable markets..... | 41 | 9 | 1,263 | 653 | 37 | 1,058 | 1,032 | 20 | 18 | 53 |
| Candy, nut, confectionery stores..... | 60 | 24 | 1,767 | 1,315 | 184 | 3,888 | 3,445 | 119 | 89 | 60 |
| Bakery products stores..... | 87 | 63 | 2,834 | 2,514 | 599 | 12,975 | 12,274 | 274 | 232 | 86 |
| Bakeries, with baking on premises..... | (NA) | 56 | (NA) | (D) | (D) | (D) | (D) | (D) | (D) | (NA) |
| Bakeries, without baking on premises..... | (NA) | 7 | (NA) | (D) | (D) | (D) | (D) | (D) | (D) | (NA) |
| Delicatessen stores..... | 57 | 25 | 2,214 | 1,442 | 116 | 2,381 | 2,340 | 49 | 47 | 60 |
| Food stores, n.e.c..... | 90 | 64 | 3,725 | 3,285 | 471 | 8,254 | 7,925 | 208 | 179 | 65 |
| Eating, Drinking Places | | | | | | | | | | |
| Total | 1,867 | 1,479 | 82,373 | 77,091 | 17,859 | 365,284 | 335,855 | 9,843 | 8,320 | 2,232 |
| Eating places (except refreshment stands)..... | 1,033 | 817 | 53,329 | 50,759 | 13,571 | 281,366 | 259,126 | 7,584 | 6,458 | 1,214 |
| Restaurants, cafeterias..... | (NA) | 796 | (NA) | 47,828 | 12,550 | 257,556 | 237,370 | 7,076 | 6,023 | (NA) |
| Caterers..... | (NA) | 5 | (NA) | 312 | 37 | 534 | 534 | 15 | 15 | (NA) |
| In-plant food contractors..... | (NA) | 16 | (NA) | 2,619 | 984 | 23,276 | 21,222 | 493 | 420 | (NA) |
| Refreshment stands..... | 149 | 117 | 4,380 | 3,996 | 810 | 15,945 | 12,908 | 522 | 353 | 168 |
| Drinking places..... | 685 | 545 | 24,664 | 22,336 | 3,478 | 67,973 | 63,821 | 1,737 | 1,509 | 850 |
| General Merchandise Group | | | | | | | | | | |
| Total | 289 | 199 | 131,723 | 130,093 | 21,045 | 442,938 | 354,188 | 9,154 | 5,785 | 265 |
| Department stores..... | 19 | 19 | 103,482 | 103,482 | 16,928 | 368,206 | 292,720 | 6,185 | 4,309 | 2 |
| Dry goods, general merchandise stores..... | 146 | 86 | 11,540 | 10,560 | 1,169 | 23,348 | 21,034 | 579 | 416 | 161 |
| General stores..... | 26 | 14 | 2,047 | 1,765 | 131 | 2,065 | 1,835 | 56 | 44 | 31 |
| Variety stores..... | 98 | 80 | 14,590 | 14,286 | 2,817 | 49,319 | 38,599 | 1,704 | 1,016 | 65 |
| Apparel, Accessories Stores | | | | | | | | | | |
| Total | 599 | 499 | 80,276 | 78,534 | 13,599 | 265,942 | 252,323 | 5,032 | 4,215 | 462 |
| Shoe stores..... | 131 | 115 | 12,890 | 12,676 | 1,869 | 34,763 | 32,428 | 645 | 486 | 66 |
| Men's shoe stores..... | (NA) | 18 | (NA) | (D) | (D) | (D) | (D) | (D) | (D) | (NA) |
| Women's shoe stores..... | (NA) | 34 | (NA) | 4,820 | 698 | 12,660 | 11,554 | 234 | 151 | (NA) |
| Children's, juveniles' shoe stores..... | (NA) | 4 | (NA) | (D) | (D) | (D) | (D) | (D) | (D) | (NA) |
| Family shoe stores..... | (NA) | 59 | (NA) | 6,167 | 987 | 18,363 | 17,452 | 343 | 286 | (NA) |
| Men's, boys' clothing and furnishings stores..... | (NA) | 88 | (NA) | 10,737 | 1,426 | 26,786 | 25,423 | 472 | 396 | (NA) |
| Men's, boys' clothing stores..... | (NA) | 45 | (NA) | 5,799 | 752 | 13,788 | 13,184 | 238 | 211 | (NA) |
| Men's, boys' furnishings stores..... | (NA) | 43 | (NA) | 4,938 | 674 | 12,998 | 12,239 | 234 | 185 | (NA) |
| Family clothing stores..... | (NA) | 53 | (NA) | 19,441 | 4,294 | 89,317 | 83,880 | 1,378 | 1,164 | (NA) |
| Women's clothing, specialty stores..... | 198 | 174 | 32,222 | 31,740 | 5,325 | 103,512 | 99,072 | 2,297 | 1,962 | 161 |
| Ready-to-wear stores..... | (NA) | 123 | (NA) | 28,562 | 4,803 | 92,665 | 89,442 | 2,030 | 1,752 | (NA) |
| Millinery stores..... | (NA) | 32 | (NA) | 1,695 | 337 | 6,554 | 5,931 | 169 | 130 | (NA) |
| Clothing, specialty stores, n.e.c..... | (NA) | 19 | (NA) | 1,483 | 185 | 3,933 | 3,699 | 98 | 80 | (NA) |
| Children's, infants' wear stores..... | 43 | 33 | 1,706 | 1,596 | 165 | 2,993 | 2,716 | 87 | 63 | 45 |
| Apparel stores, n.e.c..... | 52 | 36 | 2,540 | 2,344 | 520 | 8,931 | 8,804 | 153 | 144 | 46 |
| Furniture, Home Furnishings, Appliance Dealers | | | | | | | | | | |
| Total | 452 | 318 | 54,338 | 51,602 | 8,762 | 159,146 | 156,039 | 2,302 | 2,110 | 438 |
| Furniture, home furnishings stores..... | 264 | 188 | 34,702 | 33,150 | 6,321 | 113,404 | 110,911 | 1,552 | 1,466 | 257 |
| Furniture stores..... | (NA) | 99 | (NA) | 25,263 | 4,886 | 87,996 | 86,713 | 1,189 | 1,134 | (NA) |
| Floor covering stores..... | (NA) | 40 | (NA) | 4,761 | 754 | 13,841 | 13,275 | 181 | 162 | (NA) |
| Home furnishings stores, n.e.c., antique stores..... | (NA) | 49 | (NA) | 3,126 | 681 | 11,567 | 10,923 | 182 | 170 | (NA) |
| Household appliance, radio, TV stores..... | 196 | 130 | 19,596 | 18,452 | 2,441 | 45,742 | 45,128 | 750 | 644 | 179 |
| Household appliance stores..... | (NA) | 68 | (NA) | 9,286 | 1,239 | 22,935 | 22,640 | 426 | 331 | (NA) |
| Appliance, radio, TV stores..... | (NA) | 44 | (NA) | 7,701 | 955 | 18,075 | 17,884 | 260 | 254 | (NA) |
| Radio, TV stores..... | (NA) | 18 | (NA) | 1,465 | 247 | 4,732 | 4,604 | 64 | 59 | (NA) |
| Automotive Group | | | | | | | | | | |
| Total | 489 | 335 | 230,907 | 224,451 | 21,847 | 392,971 | 386,601 | 4,990 | 4,789 | 434 |
| Passenger car dealers (franchised)..... | 145 | 125 | 163,995 | 162,823 | 15,707 | 290,816 | 288,944 | 3,560 | 3,511 | 105 |
| Passenger car dealers (nonfranchised)..... | 186 | 98 | 28,724 | 25,696 | 1,633 | 31,544 | 30,706 | 414 | 390 | 195 |
| Tire, battery, accessory dealers..... | 113 | 87 | 16,324 | 15,512 | 2,636 | 40,192 | 36,847 | 695 | 576 | 93 |
| Motorcycle, aircraft, boat dealers..... | 17 | 13 | 2,201 | 2,073 | 245 | 4,139 | 4,028 | 44 | 42 | 13 |
| Household trailer dealers..... | 19 | 9 | (D) | (D) | (D) | (D) | (D) | (D) | (D) | (D) |
| Automotive dealers, n.e.c..... | 1 | 1 | (D) | (D) | (D) | (D) | (D) | (D) | (D) | (D) |
| Gasoline Service Stations | | | | | | | | | | |
| Total | 955 | 695 | 62,245 | 55,847 | 5,445 | 113,692 | 103,041 | 2,261 | 1,770 | 1,061 |
| Lumber, Bldg. Mats., Hardware, Farm Equipment Dealers | | | | | | | | | | |
| Total | 469 | 337 | 93,852 | 90,942 | 13,846 | 269,652 | 261,447 | 3,524 | 3,318 | 428 |
| Farm equipment dealers..... | 38 | 30 | 4,567 | 4,417 | 477 | 9,393 | 9,221 | 133 | 125 | 40 |
| Lumber, building materials dealers..... | 131 | 113 | 58,999 | 57,967 | 6,708 | 134,957 | 129,231 | 1,762 | 1,645 | 83 |
| Paint, glass, wallpaper stores..... | 68 | 56 | 12,047 | 11,865 | 3,758 | 72,121 | 71,890 | 877 | 868 | 44 |
| Plumbing, electrical supply stores..... | 64 | 44 | 7,808 | 7,302 | 1,639 | 29,628 | 28,488 | 336 | 312 | 71 |
| Hardware stores..... | 166 | 94 | 10,991 | 9,391 | 1,264 | 23,553 | 22,617 | 416 | 368 | 188 |
| Drug Stores, Proprietary Stores | | | | | | | | | | |
| Total | 428 | 374 | 62,099 | 60,523 | 8,073 | 157,000 | 144,602 | 3,427 | 2,663 | 426 |
| Drug stores..... | (NA) | 326 | (NA) | 57,736 | 7,771 | 151,921 | 139,877 | 3,288 | 2,549 | (NA) |
| Proprietary stores..... | (NA) | 48 | (NA) | 2,787 | 302 | 5,079 | 4,725 | 139 | 114 | (NA) |
| Other Retail Stores | | | | | | | | | | |
| Total | 1,161 | 647 | (D) | (D) | (D) | (D) | (D) | (D) | (D) | (D) |
| Liquor stores..... | 168 | 116 | 11,439 | 9,837 | 695 | 12,547 | 11,518 | 269 | 220 | 168 |
| Fuel, ice dealers..... | 67 | 37 | 6,162 | 5,712 | 739 | 15,111 | 14,345 | 251 | 220 | 62 |
| Fuel dealers (coal, wood)..... | (NA) | 18 | (NA) | 1,946 | 225 | 5,078 | 4,483 | 110 | 84 | (NA) |
| Liquefied petroleum gas dealers..... | (NA) | 8 | (NA) | 1,691 | 248 | 5,240 | 5,098 | 82 | 79 | (NA) |
| Fuel oil dealers..... | (NA) | 8 | (NA) | 2,041 | 258 | 4,638 | 4,629 | 55 | 54 | (NA) |
| Ice dealers..... | (NA) | 3 | (NA) | 34 | 8 | 155 | 135 | 4 | 3 | (NA) |
| Hay, grain, feed stores..... | 54 | 36 | 6,751 | 5,879 | 286 | 6,306 | 6,047 | 115 | 106 | 63 |
| Farm, garden supply stores..... | 37 | 13 | 2,469 | 2,191 | 262 | 4,904 | 4,767 | 74 | 67 | 40 |

Standard Notes: (D) Withheld to avoid disclosure. (NA) Not available. n.e.c. Not elsewhere classified. XXX Not applicable. (Z) Less than \$500. ... Represents zero.
¹ Group totals may include data for establishments without payroll which could not be classified by detailed kind of business.

Table 103. RETAIL TRADE: 1954 — STANDARD METROPOLITAN AREAS — Continued

Establishments, Sales, Payroll, and Personnel, by Kind of Business

| Standard metropolitan area and kind of business | Establishments | | Sales | | Payroll, entire year (\$1,000) | Payroll, workweek ended nearest Nov. 15 | | Paid employees, workweek ended nearest Nov. 15 | | Proprietors (unincorporated businesses only) ¹ (Number) |
|--|--------------------------------|--------------------------|---|--|-----------------------------------|---|----------------------------|--|---------------------------|---|
| | Total ¹ (Number) | With payroll (Number) | Total, all establishments ¹ (\$1,000) | Establishments with payroll (\$1,000) | | Total (Dollars) | Full workweek (Dollars) | Total (Number) | Full workweek (Number) | |
| KANSAS CITY STANDARD METROPOLITAN AREA--Con. | | | | | | | | | | |
| Other retail stores--Con. | | | | | | | | | | |
| Jewelry stores..... | 158 | 72 | 13,539 | 12,421 | 2,013 | 38,244 | 37,045 | 581 | 529 | 159 |
| Book stores..... | 23 | 15 | 2,448 | 2,196 | 144 | 3,407 | 3,343 | 75 | 68 | 29 |
| Stationery stores..... | 20 | 16 | 1,799 | 1,745 | 376 | 8,156 | 7,831 | 121 | 110 | 21 |
| Sporting goods stores..... | 62 | 32 | 4,667 | 3,911 | 614 | 11,440 | 11,182 | 180 | 163 | 67 |
| Bicycle stores..... | 6 | 2 | (D) | (D) | (D) | (D) | (D) | (D) | (D) | (D) |
| Florists..... | 86 | 54 | 3,914 | 3,162 | 590 | 10,756 | 10,062 | 228 | 196 | 114 |
| Cigar stores, stands..... | 46 | 22 | 1,271 | 827 | 74 | 1,488 | 1,400 | 38 | 33 | 40 |
| News dealers, newsstands..... | 24 | 12 | 850 | 634 | 74 | 1,600 | 1,597 | 36 | 35 | 20 |
| Gift, novelty, souvenir stores..... | 56 | 42 | 2,904 | 2,758 | 494 | 9,825 | 9,350 | 257 | 233 | 54 |
| Music stores..... | 44 | 24 | 5,270 | 4,960 | 1,277 | 32,490 | 32,019 | 383 | 362 | 43 |
| Camera, photographic supply stores..... | 11 | 11 | 1,430 | 1,430 | 167 | 3,134 | 2,879 | 56 | 48 | 6 |
| Luggage, leather goods stores..... | 8 | 8 | 756 | 756 | 134 | 2,373 | 2,337 | 48 | 41 | 3 |
| Optical goods stores..... | 17 | 15 | 822 | (D) | 161 | 2,654 | 2,606 | 33 | 30 | 16 |
| Office, store machine and equipment dealers..... | 15 | 13 | (D) | (D) | (D) | (D) | (D) | (D) | (D) | (D) |
| Retail stores (except second-hand) n.e.c..... | 50 | 50 | 4,953 | 4,953 | 644 | 15,642 | 15,218 | 257 | 239 | 33 |
| Second-hand stores..... | 101 | 55 | 3,061 | 2,633 | 445 | 8,748 | 8,361 | 155 | 140 | 109 |
| Nonstore Retailers | | | | | | | | | | |
| Total..... | 703 | 111 | (D) | (D) | (D) | (D) | (D) | (D) | (D) | (D) |
| Mail order houses..... | 19 | 15 | 134,689 | 134,639 | 16,415 | 340,889 | 306,583 | 6,593 | 5,548 | 11 |
| Direct selling (house-to-house) organizations..... | 632 | 74 | 19,570 | 12,460 | 2,601 | 50,993 | 50,130 | 941 | 904 | 634 |
| Merchandise vending machine operators..... | 52 | 22 | (D) | (D) | (D) | (D) | (D) | (D) | (D) | (D) |
| TOPEKA STANDARD METROPOLITAN AREA—Coextensive with Shawnee County, Kans. | | | | | | | | | | |
| Retail trade, total..... | 1,295 | 905 | 143,516 | 136,470 | 17,156 | 337,204 | 313,743 | 6,920 | 5,703 | 1,283 |
| Food Stores | | | | | | | | | | |
| Total..... | 196 | 140 | 30,725 | 29,121 | 2,138 | 40,906 | 34,746 | 929 | 607 | 203 |
| Grocery stores..... | 164 | 120 | 29,506 | 28,344 | 2,038 | 38,604 | 32,773 | 866 | 567 | 173 |
| Meat markets..... | 5 | 3 | 215 | (D) | 5 | 141 | 96 | 7 | 2 | 5 |
| Fish (seafood) markets..... | ... | ... | ... | ... | ... | ... | ... | ... | ... | ... |
| Fruit stores, vegetable markets..... | ... | ... | (D) | (D) | (D) | (D) | (D) | (D) | (D) | (D) |
| Candy, nut, confectionery stores..... | 4 | 4 | 148 | 148 | 23 | 880 | 664 | 20 | 12 | 4 |
| Bakery products stores..... | 5 | 3 | (D) | (D) | (D) | (D) | (D) | (D) | (D) | (D) |
| Bakeries, with baking on premises..... | (NA) | 3 | (NA) | (D) | (D) | (D) | (D) | (D) | (D) | (NA) |
| Bakeries, without baking on premises..... | (NA) | ... | (NA) | ... | ... | ... | ... | ... | ... | (NA) |
| Delicatessen stores..... | ... | ... | ... | ... | ... | ... | ... | ... | ... | ... |
| Food stores, n.e.c..... | 17 | 9 | 664 | 332 | 40 | 666 | 610 | 21 | 12 | 16 |
| Eating, Drinking Places | | | | | | | | | | |
| Total..... | 248 | 192 | 7,433 | 6,733 | 1,304 | 26,693 | 23,445 | 930 | 706 | 279 |
| Eating places (except refreshment stands)..... | 131 | 117 | 5,066 | 4,912 | 1,099 | 22,492 | 20,118 | 754 | 607 | 156 |
| Restaurants, cafeterias..... | (NA) | 115 | (NA) | (D) | (D) | (D) | (D) | (D) | (D) | (NA) |
| Caterers..... | (NA) | 1 | (NA) | (D) | (D) | (D) | (D) | (D) | (D) | (NA) |
| In-plant food contractors..... | (NA) | 1 | (NA) | (D) | (D) | (D) | (D) | (D) | (D) | (NA) |
| Refreshment stands..... | 39 | 21 | 654 | 450 | 51 | 988 | 671 | 53 | 19 | 41 |
| Drinking places..... | 78 | 54 | 1,713 | 1,371 | 154 | 3,213 | 2,656 | 123 | 80 | 82 |
| General Merchandise Group | | | | | | | | | | |
| Total..... | 31 | 25 | 16,177 | 16,059 | 2,769 | 52,093 | 47,195 | 1,312 | 1,075 | 15 |
| Department stores..... | 4 | 4 | 10,800 | 10,800 | 1,962 | 37,031 | 34,892 | 843 | 786 | ... |
| Dry goods, general merchandise stores..... | 8 | 8 | 1,818 | 1,818 | (D) | (D) | (D) | (D) | (D) | (D) |
| General stores..... | 3 | 1 | 73 | (D) | (D) | (D) | (D) | (D) | (D) | (D) |
| Variety stores..... | 14 | 12 | 3,408 | (D) | 601 | 11,121 | 8,640 | 379 | 223 | 5 |
| Apparel, Accessories Stores | | | | | | | | | | |
| Total..... | 88 | 74 | 9,488 | 9,168 | 1,409 | 24,550 | 22,891 | 620 | 503 | 62 |
| Shoe stores..... | 17 | 17 | 1,374 | 1,374 | 176 | 3,497 | 3,159 | 73 | 51 | 3 |
| Men's shoe stores..... | 1 | 1 | (D) | (D) | (D) | (D) | (D) | (D) | (D) | (D) |
| Women's shoe stores..... | 9 | 9 | 722 | 722 | 98 | 1,949 | 1,745 | 39 | 26 | ... |
| Children's, juveniles' shoe stores..... | 2 | 2 | (D) | (D) | (D) | (D) | (D) | (D) | (D) | (D) |
| Family shoe stores..... | 5 | 5 | 511 | 511 | 61 | 1,185 | 1,051 | 28 | 19 | 2 |
| Men's, boys' clothing and furnishings stores..... | (NA) | 12 | (NA) | 1,678 | 276 | 5,100 | 4,820 | 91 | 73 | (NA) |
| Men's, boys' clothing stores..... | (NA) | 9 | (NA) | (D) | (D) | (D) | (D) | (D) | (D) | (NA) |
| Men's, boys' furnishings stores..... | (NA) | 3 | (NA) | (D) | (D) | (D) | (D) | (D) | (D) | (NA) |
| Family clothing stores..... | (NA) | 12 | (NA) | 2,662 | 493 | 7,299 | 7,192 | 182 | 175 | (NA) |
| Women's clothing, specialty stores..... | 27 | 23 | 3,122 | 3,018 | 427 | 7,861 | 7,023 | 253 | 190 | 19 |
| Ready-to-wear stores..... | (NA) | 18 | (NA) | 2,783 | 392 | 7,110 | 6,327 | 229 | 169 | (NA) |
| Millinery stores..... | (NA) | 4 | (NA) | (D) | (D) | (D) | (D) | (D) | (D) | (NA) |
| Clothing, specialty stores, n.e.c..... | (NA) | 1 | (NA) | (D) | (D) | (D) | (D) | (D) | (D) | (NA) |
| Children's, infants' wear stores..... | 6 | 4 | 303 | (D) | 25 | 514 | 477 | 12 | 8 | 7 |
| Apparel stores, n.e.c..... | 6 | 6 | (D) | (D) | 12 | 279 | 220 | 9 | 6 | 8 |
| Furniture, Home Furnishings, Appliance Dealers | | | | | | | | | | |
| Total..... | 64 | 52 | 11,803 | 11,711 | 2,009 | 42,779 | 41,359 | 565 | 534 | 55 |
| Furniture, home furnishings stores..... | 43 | 35 | 9,849 | 9,779 | 1,695 | 36,336 | 35,645 | 469 | 455 | 36 |
| Furniture stores..... | (NA) | 27 | (NA) | 8,596 | 1,415 | 30,772 | 30,213 | 387 | 375 | (NA) |
| Floor covering stores..... | (NA) | 2 | (NA) | (D) | (D) | (D) | (D) | (D) | (D) | (NA) |
| Home furnishings stores, n.e.c., antique stores..... | (NA) | 6 | (NA) | (D) | (D) | (D) | (D) | (D) | (D) | (NA) |
| Household appliance, radio, TV stores..... | 21 | 17 | 1,954 | 1,932 | 314 | 6,443 | 5,714 | 96 | 79 | 19 |
| Household appliance stores..... | (NA) | 10 | (NA) | (D) | (D) | (D) | (D) | (D) | (D) | (NA) |
| Appliance, radio, TV stores..... | (NA) | 6 | (NA) | 976 | 142 | 3,137 | 2,697 | 50 | 40 | (NA) |
| Radio, TV stores..... | (NA) | 1 | (NA) | (D) | (D) | (D) | (D) | (D) | (D) | (NA) |
| Automotive Group | | | | | | | | | | |
| Total..... | 80 | 40 | 26,819 | 26,095 | 2,891 | 56,615 | 55,930 | 722 | 704 | 76 |
| Passenger car dealers (franchised)..... | 14 | 14 | 21,727 | 21,727 | 2,404 | 46,642 | 46,342 | 590 | 582 | 6 |
| Passenger car dealers (nonfranchised)..... | 50 | 12 | 2,545 | (D) | 106 | 2,059 | 1,894 | 27 | 25 | 58 |
| Tire, battery, accessory dealers..... | 11 | 9 | 2,249 | (D) | 352 | 7,216 | 7,033 | 95 | 87 | 9 |
| Motorcycle, aircraft, boat dealers..... | 3 | 3 | (D) | (D) | (D) | (D) | (D) | (D) | (D) | (D) |
| Household trailer dealers..... | 2 | 2 | (D) | (D) | (D) | (D) | (D) | (D) | (D) | (D) |
| Automotive dealers, n.e.c..... | ... | ... | ... | ... | ... | ... | ... | ... | ... | ... |

Standard Notes: (D) Withheld to avoid disclosure. (NA) Not available. n.e.c. Not elsewhere classified. XXX Not applicable. (Z) Less than \$500. ... Represents zero.
¹ Group totals may include data for establishments without payroll which could not be classified by detailed kind of business.

RETAIL TRADE—AREA STATISTICS

Table 103. RETAIL TRADE: 1954 — STANDARD METROPOLITAN AREAS — Continued

Establishments, Sales, Payroll, and Personnel, by Kind of Business

| Standard metropolitan area and kind of business | Establishments | | Sales | | Payroll, entire year (\$1,000) | Payroll, workweek ended nearest Nov. 15 | | Paid employees, workweek ended nearest Nov. 15 | | Proprie- tors (un- incorpor- ated busi- nesses only) ¹ (Number) |
|--|--------------------------------|-----------------------------|---|--|---|--|-------------------------------|--|------------------------------|--|
| | Total ¹ (Number) | With payroll (Number) | Total, all establish- ments ¹ (\$1,000) | Establish- ments with payroll (\$1,000) | | Total (Dollars) | Full workweek (Dollars) | Total (Number) | Full workweek (Number) | |
| TOPEKA STANDARD METROPOLITAN AREA—Con. | | | | | | | | | | |
| Gasoline Service Stations | | | | | | | | | | |
| Total..... | 163 | 127 | 10,033 | 9,173 | 763 | 15,521 | 13,417 | 376 | 270 | 184 |
| Lumber, Bldg. Mats., Hardware, Farm Equipment Dealers | | | | | | | | | | |
| Total..... | 61 | 45 | 11,436 | 11,182 | 1,709 | 34,674 | 34,267 | 434 | 417 | 55 |
| Farm equipment dealers..... | 8 | 8 | 1,651 | 1,651 | 154 | 2,980 | 2,980 | 47 | 47 | 5 |
| Lumber, building materials dealers..... | 14 | 14 | 7,193 | 7,193 | 1,123 | 23,167 | 23,099 | 252 | 250 | 8 |
| Paint, glass, wallpaper stores..... | 9 | 7 | 1,170 | (D) | 201 | 3,863 | 3,775 | 54 | 51 | 5 |
| Plumbing, electrical supply stores..... | 10 | 6 | 404 | (D) | 101 | 2,446 | 2,274 | 31 | 28 | 11 |
| Hardware stores..... | 20 | 10 | 1,018 | 808 | 130 | 2,218 | 2,139 | 50 | 41 | 26 |
| Drug Stores, Proprietary Stores | | | | | | | | | | |
| Total..... | 45 | 43 | 4,991 | (D) | 663 | 13,372 | 12,075 | 349 | 277 | 39 |
| Drug stores..... | (NA) | 40 | (NA) | (D) | 657 | 13,252 | 12,030 | 343 | 275 | (NA) |
| Proprietary stores..... | (NA) | 3 | (NA) | 92 | 6 | 120 | 45 | 6 | 2 | (NA) |
| Other Retail Stores | | | | | | | | | | |
| Total..... | 218 | 144 | 11,952 | (D) | 1,205 | 23,637 | 22,219 | 472 | 402 | 215 |
| Liquor stores..... | 61 | 45 | 3,455 | 2,465 | 106 | 1,941 | 1,449 | 60 | 40 | 65 |
| Fuel, ice dealers..... | 9 | 7 | 623 | (D) | 105 | 2,098 | 1,865 | 38 | 30 | 7 |
| Fuel dealers (coal, wood)..... | (NA) | 3 | (NA) | (D) | 10 | 285 | 138 | 8 | 2 | (NA) |
| Liquefied petroleum gas dealers..... | (NA) | 2 | (NA) | (D) | (D) | (D) | (D) | (D) | (D) | (NA) |
| Fuel oil dealers..... | (NA) | 1 | (NA) | (D) | (D) | (D) | (D) | (D) | (D) | (NA) |
| Ice dealers..... | (NA) | 1 | (NA) | (D) | (D) | (D) | (D) | (D) | (D) | (NA) |
| Hay, grain, feed stores..... | 9 | 9 | 1,479 | 1,479 | 66 | 1,206 | 1,131 | 23 | 19 | 9 |
| Farm, garden supply stores..... | 5 | 3 | 246 | (D) | 24 | 350 | 350 | 6 | 3 | 3 |
| Jewelry stores..... | 15 | 16 | 1,736 | (D) | 294 | 5,733 | 5,669 | 86 | 82 | 18 |
| Book stores..... | 5 | 3 | (D) | (D) | (D) | (D) | (D) | (D) | (D) | (D) |
| Stationery stores..... | 1 | 1 | (D) | (D) | (D) | (D) | (D) | (D) | (D) | (D) |
| Sporting goods stores..... | 7 | 5 | 183 | (D) | 12 | 307 | 294 | 7 | 6 | 8 |
| Bicycle stores..... | 2 | 2 | (D) | (D) | (D) | (D) | (D) | (D) | (D) | (D) |
| Florists..... | 12 | 8 | 457 | 445 | 99 | 1,855 | 1,718 | 42 | 34 | 16 |
| Cigar stores, stands..... | 2 | 2 | (D) | (D) | (D) | (D) | (D) | (D) | (D) | (D) |
| News dealers, newsstands..... | 5 | 3 | 185 | (D) | 22 | 467 | 413 | 11 | 9 | 3 |
| Gift, novelty, souvenir stores..... | 14 | 6 | 185 | 123 | 23 | 354 | 354 | 8 | 8 | 14 |
| Music stores..... | 7 | 3 | (D) | (D) | (D) | (D) | (D) | (D) | (D) | (D) |
| Camera, photographic supply stores..... | 3 | 3 | (D) | (D) | (D) | (D) | (D) | (D) | (D) | (D) |
| Luggage, leather goods stores..... | 2 | 2 | (D) | (D) | (D) | (D) | (D) | (D) | (D) | (D) |
| Optical goods stores..... | *** | *** | *** | *** | *** | *** | *** | *** | *** | *** |
| Office, store machine and equipment dealers..... | 3 | 3 | (D) | (D) | (D) | (D) | (D) | (D) | (D) | (D) |
| Retail stores (except second-hand) n.e.c..... | 12 | 12 | 463 | 463 | 53 | 1,509 | 1,482 | 34 | 31 | 9 |
| Second-hand stores..... | 23 | 11 | 446 | 382 | 49 | 1,018 | 986 | 25 | 23 | 27 |
| Nonstore Retailers | | | | | | | | | | |
| Total..... | 101 | 23 | 2,659 | 2,021 | 296 | 6,364 | 6,199 | 211 | 208 | 100 |
| Mail order houses..... | 4 | *** | 46 | *** | *** | *** | *** | *** | *** | 6 |
| Direct selling (house-to-house) organizations..... | 86 | 18 | 2,031 | 1,563 | 259 | 5,550 | 5,432 | 199 | 196 | 84 |
| Merchandise vending machine operators..... | 11 | 5 | 582 | 458 | 37 | 814 | 767 | 12 | 12 | 10 |

WICHITA STANDARD METROPOLITAN AREA—Coextensive with Sedgwick County, Kans.

| | | | | | | | | | | |
|--|-------|-------|---------|---------|--------|---------|---------|--------|--------|-------|
| Retail trade, total..... | 2,770 | 2,080 | 376,956 | 364,388 | 44,289 | 898,846 | 826,561 | 17,253 | 14,392 | 2,736 |
| Food Stores | | | | | | | | | | |
| Total..... | 343 | 247 | 74,962 | 72,618 | 5,185 | 97,171 | 82,678 | 1,888 | 1,284 | 333 |
| Grocery stores..... | 283 | 207 | 72,363 | 70,507 | 4,822 | 88,950 | 74,875 | 1,703 | 1,120 | 280 |
| Meat markets..... | 5 | 3 | 339 | (D) | 24 | 571 | 442 | 11 | 7 | 7 |
| Fish (seafood) markets..... | *** | *** | *** | *** | *** | *** | *** | *** | *** | *** |
| Fruit stores, vegetable markets..... | 11 | 1 | (D) | (D) | (D) | (D) | (D) | (D) | (D) | (D) |
| Candy, nut, confectionery stores..... | 6 | 4 | 309 | (D) | 54 | 1,354 | 1,205 | 38 | 32 | 5 |
| Bakery products stores..... | 12 | 10 | 423 | (D) | 119 | 3,146 | 3,075 | 73 | 66 | 11 |
| Bakeries, with baking on premises..... | (NA) | 10 | (NA) | (D) | 119 | 3,146 | 3,075 | 73 | 66 | (NA) |
| Bakeries, without baking on premises..... | (NA) | *** | (NA) | *** | *** | *** | *** | *** | *** | (NA) |
| Delicatessen stores..... | 1 | 1 | (D) | (D) | (D) | (D) | (D) | (D) | (D) | (D) |
| Food stores, n.e.c..... | 25 | 21 | (D) | (D) | (D) | (D) | (D) | (D) | (D) | (D) |
| Eating, Drinking Places | | | | | | | | | | |
| Total..... | 586 | 482 | 21,584 | 20,302 | 4,301 | 92,927 | 87,256 | 2,862 | 2,542 | 714 |
| Eating places (except refreshment stands)..... | 365 | 299 | 14,921 | 14,279 | 3,464 | 75,722 | 72,086 | 2,345 | 2,152 | 433 |
| Restaurants, cafeterias..... | (NA) | 294 | (NA) | 14,170 | 3,443 | 75,146 | 71,569 | 2,325 | 2,138 | (NA) |
| Caterers..... | (NA) | 4 | (NA) | (D) | (D) | (D) | (D) | (D) | (D) | (NA) |
| In-plant food contractors..... | (NA) | 1 | (NA) | (D) | (D) | (D) | (D) | (D) | (D) | (NA) |
| Refreshment stands..... | 60 | 50 | 1,807 | 1,695 | 258 | 5,692 | 4,438 | 202 | 118 | 63 |
| Drinking places..... | 161 | 133 | 4,856 | 4,328 | 579 | 11,513 | 10,732 | 315 | 272 | 218 |
| General Merchandise Group | | | | | | | | | | |
| Total..... | 70 | 62 | 42,899 | 42,679 | 6,911 | 157,788 | 142,877 | 3,554 | 2,820 | 36 |
| Department stores..... | 5 | 5 | 27,197 | 27,197 | 4,321 | 103,590 | 93,618 | 2,151 | 1,742 | *** |
| Dry goods, general merchandise stores..... | 24 | 20 | 7,726 | (D) | (D) | (D) | (D) | (D) | (D) | (D) |
| General stores..... | 5 | 3 | 173 | (D) | (D) | (D) | (D) | (D) | (D) | (D) |
| Variety stores..... | 36 | 34 | 7,803 | (D) | 1,416 | 25,328 | 21,470 | 807 | 547 | 13 |

Standard Notes: (D) Withheld to avoid disclosure. (NA) Not available. n.e.c. Not elsewhere classified. XXX Not applicable. (Z) Less than \$500. ... Represents zero.
¹ Group totals may include data for establishments without payroll which could not be classified by detailed kind of business.

Table 103. RETAIL TRADE: 1954 — STANDARD METROPOLITAN AREAS — Continued

Establishments, Sales, Payroll, and Personnel, by Kind of Business

| Standard metropolitan area and kind of business | Establishments | | Sales | | Payroll, entire year (\$1,000) | Payroll, workweek ended nearest Nov. 15 | | Paid employees, workweek ended nearest Nov. 15 | | Proprietors (unincorporated businesses only) ¹ (Number) |
|--|--------------------------------|--------------------------|---|--|-----------------------------------|---|----------------------------|--|---------------------------|---|
| | Total ¹ (Number) | With payroll (Number) | Total, all establishments ¹ (\$1,000) | Establishments with payroll (\$1,000) | | Total (Dollars) | Full workweek (Dollars) | Total (Number) | Full workweek (Number) | |
| WICHITA STANDARD METROPOLITAN AREA—Con. | | | | | | | | | | |
| Apparel, Accessories Stores | | | | | | | | | | |
| Total | 167 | 153 | 25,335 | 25,075 | 3,656 | 75,464 | 70,675 | 1,570 | 1,337 | 124 |
| Shoe stores | 46 | 40 | 4,729 | 4,659 | 647 | 11,591 | 11,155 | 196 | 170 | 39 |
| Men's shoe stores | (NA) | 7 | (NA) | (D) | (D) | (D) | (D) | (D) | (D) | (NA) |
| Women's shoe stores | (NA) | 10 | (NA) | 1,873 | 287 | 5,395 | 5,104 | 96 | 76 | (NA) |
| Children's, juveniles' shoe stores | (NA) | 1 | (NA) | (D) | (D) | (D) | (D) | (D) | (D) | (NA) |
| Family shoe stores | (NA) | 22 | (NA) | 2,352 | 316 | 5,365 | 5,260 | 84 | 80 | (NA) |
| Men's, boys' clothing and furnishings stores | (NA) | 24 | (NA) | 3,497 | 467 | 9,214 | 8,642 | 183 | 152 | (NA) |
| Men's, boys' clothing stores | (NA) | 18 | (NA) | 2,710 | 358 | 6,929 | 6,690 | 135 | 117 | (NA) |
| Men's, boys' furnishings stores | (NA) | 6 | (NA) | 787 | 109 | 2,285 | 1,952 | 48 | 35 | (NA) |
| Family clothing stores | (NA) | 21 | (NA) | 7,285 | 1,162 | 26,995 | 24,654 | 555 | 470 | (NA) |
| Women's clothing, specialty stores | 48 | 48 | 8,911 | 8,911 | 1,297 | 25,974 | 24,653 | 590 | 509 | 25 |
| Ready-to-wear stores | 29 | 29 | 7,098 | 7,098 | 1,001 | 19,800 | 18,669 | 438 | 377 | 16 |
| Millinery stores | 10 | 10 | 477 | 477 | 97 | 1,857 | 1,789 | 47 | 43 | 4 |
| Clothing, specialty stores, n.e.c. | 9 | 9 | 1,336 | 1,336 | 199 | 4,317 | 4,195 | 105 | 89 | 5 |
| Children's, infants' wear stores | 16 | 14 | 544 | (D) | 35 | 713 | 621 | 23 | 17 | 16 |
| Apparel stores, n.e.c. | 6 | 6 | (D) | (D) | 48 | 977 | 950 | 23 | 19 | 3 |
| Furniture, Home Furnishings, Appliance Dealers | | | | | | | | | | |
| Total | 153 | 117 | 21,315 | 20,707 | 3,490 | 64,458 | 63,090 | 937 | 878 | 145 |
| Furniture, home furnishings stores | 68 | 56 | 11,745 | 11,539 | 1,910 | 35,688 | 34,875 | 516 | 477 | 60 |
| Furniture stores | (NA) | 35 | (NA) | 9,518 | 1,558 | 28,789 | 28,072 | 422 | 388 | (NA) |
| Floor covering stores | (NA) | 11 | (NA) | 1,501 | 255 | 5,111 | 5,042 | 66 | 64 | (NA) |
| Home furnishings stores, n.e.c., antique stores | (NA) | 10 | (NA) | 520 | 97 | 1,788 | 1,761 | 28 | 25 | (NA) |
| Household appliance, radio, TV stores | 85 | 61 | 9,570 | 9,168 | 1,580 | 28,770 | 28,215 | 421 | 401 | 85 |
| Household appliance stores | (NA) | 25 | (NA) | 2,414 | 486 | 9,479 | 9,379 | 142 | 139 | (NA) |
| Appliance, radio, TV stores | (NA) | 24 | (NA) | 5,724 | 882 | 15,456 | 15,195 | 220 | 214 | (NA) |
| Radio, TV stores | (NA) | 12 | (NA) | 1,030 | 212 | 3,835 | 3,641 | 59 | 48 | (NA) |
| Automotive Group | | | | | | | | | | |
| Total | 174 | 110 | 78,221 | 76,063 | 8,292 | 157,330 | 155,707 | 1,873 | 1,813 | 154 |
| Passenger car dealers (franchised) | 31 | 27 | 56,387 | 56,137 | 6,330 | 119,954 | 119,532 | 1,342 | 1,330 | 18 |
| Passenger car dealers (nonfranchised) | 90 | 38 | 8,343 | 6,813 | 493 | 9,543 | 9,466 | 134 | 131 | 91 |
| Tire, battery, accessory dealers | 33 | 29 | 8,195 | 7,833 | 1,071 | 19,900 | 18,931 | 300 | 260 | 28 |
| Motorcycle, aircraft, boat dealers | 6 | 4 | 1,165 | (D) | 124 | 3,486 | 3,470 | 59 | 58 | 5 |
| Household trailer dealers | 14 | 12 | 4,131 | (D) | 274 | 4,447 | 4,306 | 58 | 54 | 12 |
| Automotive dealers, n.e.c. | ... | ... | ... | ... | ... | ... | ... | ... | ... | ... |
| Gasoline Service Stations | | | | | | | | | | |
| Total | 355 | 287 | 23,781 | 22,419 | 2,203 | 47,727 | 40,579 | 1,016 | 698 | 374 |
| Lumber, Bldg. Mads., Hardware, Farm Equipment Dealers | | | | | | | | | | |
| Total | 171 | 135 | 34,347 | 33,817 | 3,426 | 60,588 | 56,281 | 892 | 784 | 149 |
| Farm equipment dealers | 24 | 18 | 2,865 | 2,865 | 269 | 5,235 | 5,040 | 81 | 78 | 27 |
| Lumber, building materials dealers | 55 | 47 | 23,071 | (D) | 1,892 | 31,812 | 31,022 | 459 | 417 | 35 |
| Paint, glass, wallpaper stores | 23 | 21 | 2,858 | (D) | 454 | 8,387 | 5,989 | 119 | 90 | 17 |
| Plumbing, electrical supply stores | 21 | 15 | 1,999 | 1,971 | 404 | 7,725 | 7,331 | 91 | 80 | 22 |
| Hardware stores | 48 | 34 | 3,456 | 3,382 | 407 | 7,429 | 6,899 | 142 | 119 | 48 |
| Drug Stores, Proprietary Stores | | | | | | | | | | |
| Total | 137 | 133 | 14,023 | 13,959 | 2,031 | 42,049 | 37,710 | 1,010 | 783 | 103 |
| Drug stores | (NA) | 107 | (NA) | 12,840 | 1,931 | 39,321 | 35,395 | 919 | 714 | (NA) |
| Proprietary stores | (NA) | 26 | (NA) | 1,119 | 100 | 2,728 | 2,315 | 91 | 69 | (NA) |
| Other Retail Stores | | | | | | | | | | |
| Total | 482 | 324 | 32,878 | 30,076 | 3,372 | 65,590 | 62,265 | 1,183 | 997 | 479 |
| Liquor stores | 153 | 127 | 9,477 | 8,585 | 429 | 8,428 | 7,428 | 205 | 153 | 145 |
| Fuel, ice dealers | 18 | 8 | 1,242 | 1,110 | 243 | 3,956 | 3,800 | 60 | 57 | 14 |
| Fuel dealers (coal, wood) | (NA) | 1 | (NA) | (D) | (D) | (D) | (D) | (D) | (D) | (NA) |
| Liquefied petroleum gas dealers | (NA) | 6 | (NA) | (D) | (D) | (D) | (D) | (D) | (D) | (NA) |
| Fuel oil dealers | (NA) | ... | (NA) | ... | ... | ... | ... | ... | ... | (NA) |
| Ice dealers | (NA) | 1 | (NA) | (D) | (D) | (D) | (D) | (D) | (D) | (NA) |
| Hay, grain, feed stores | 19 | 15 | 3,574 | 3,518 | 170 | 3,430 | 3,205 | 58 | 52 | 12 |
| Farm, garden supply stores | 19 | 7 | 1,127 | 797 | 76 | 1,459 | 1,459 | 20 | 20 | 20 |
| Jewelry stores | 53 | 31 | 4,317 | 3,929 | 630 | 12,368 | 12,163 | 167 | 157 | 50 |
| Book stores | 4 | 4 | (D) | (D) | (D) | (D) | (D) | (D) | (D) | (D) |
| Stationery stores | 2 | 2 | (D) | (D) | (D) | (D) | (D) | (D) | (D) | (D) |
| Sporting goods stores | 9 | 9 | (D) | (D) | (D) | (D) | (D) | (D) | (D) | (D) |
| Bicycle stores | 2 | 2 | (D) | (D) | (D) | (D) | (D) | (D) | (D) | (D) |
| Florists | 33 | 23 | 1,385 | 1,211 | 269 | 5,936 | 5,526 | 124 | 91 | 39 |
| Cigar stores, stands | 6 | 4 | 114 | (D) | 12 | 259 | 243 | 7 | 6 | 6 |
| News dealers, newsstands | 4 | 2 | (D) | (D) | (D) | (D) | (D) | (D) | (D) | (D) |
| Gift, novelty, souvenir stores | 24 | 14 | 621 | 537 | 69 | 1,658 | 1,563 | 44 | 38 | 26 |
| Music stores | 9 | 7 | 1,790 | (D) | 284 | 5,460 | 5,261 | 88 | 77 | 9 |
| Camera, photographic supply stores | 7 | 7 | 709 | 709 | 94 | 1,513 | 1,375 | 42 | 34 | 4 |
| Luggage, leather goods stores | 7 | 5 | 337 | (D) | 36 | 606 | 533 | 13 | 9 | 6 |
| Optical goods stores | 4 | 4 | 363 | 363 | 71 | 1,400 | 1,400 | 16 | 16 | 6 |
| Office, store machine and equipment dealers | 3 | 3 | (D) | (D) | (D) | (D) | (D) | (D) | (D) | (D) |
| Retail stores (except second-hand) n.e.c. | 22 | 22 | 2,239 | 2,239 | 340 | 6,192 | 6,117 | 88 | 83 | 17 |
| Second-hand stores | 46 | 28 | 1,547 | 1,371 | 173 | 3,605 | 3,483 | 59 | 53 | 54 |
| Nonstore Retailers | | | | | | | | | | |
| Total | 132 | 30 | 7,611 | 6,673 | 1,422 | 27,754 | 27,443 | 468 | 456 | 125 |
| Mail order houses | 1 | 1 | (D) | (D) | (D) | (D) | (D) | (D) | (D) | (D) |
| Direct selling (house-to-house) organizations | 115 | 21 | 5,123 | 4,241 | 1,239 | 24,657 | 24,465 | 423 | 414 | 111 |
| Merchandise vending machine operators | 16 | 8 | (D) | (D) | (D) | (D) | (D) | (D) | (D) | (D) |

Standard Notes: (D) Withheld to avoid disclosure. (NA) Not available. n.e.c. Not elsewhere classified. XXX Not applicable. (Z) Less than \$500. ... Represents zero.
¹ Group totals may include data for establishments without payroll which could not be classified by detailed kind of business.

RETAIL TRADE—AREA STATISTICS

Table 103A. RETAIL TRADE: 1948¹— STANDARD METROPOLITAN AREAS

Establishments and Sales, by Kind of Business

| Kind of business | Establishments, 1948 | | Sales, 1948 | | Establishments, 1948 | | Sales, 1948 | | Establishments, 1948 | | Sales, 1948 | |
|---|--|-----------------------------|---|---|-----------------------------------|-----------------------------|---|---|------------------------------------|-----------------------------|---|---|
| | Total (Number) | With payroll (Number) | Total, all establishments (\$1,000) | Establishments with payroll (\$1,000) | Total (Number) | With payroll (Number) | Total, all establishments (\$1,000) | Establishments with payroll (\$1,000) | Total (Number) | With payroll (Number) | Total, all establishments (\$1,000) | Establishments with payroll (\$1,000) |
| | KANSAS CITY STANDARD METROPOLITAN AREA | | | | TOPEKA STANDARD METROPOLITAN AREA | | | | WICHITA STANDARD METROPOLITAN AREA | | | |
| Retail trade, total..... | 8,555 | 6,428 | 977,244 | 939,232 | 1,143 | 873 | 99,460 | 94,384 | 2,313 | 1,785 | 224,921 | 214,684 |
| Food stores..... | 1,924 | 1,222 | 165,283 | 150,535 | 245 | 174 | 21,145 | 19,336 | 451 | 307 | 41,723 | 37,558 |
| Eating, drinking places..... | 2,041 | 1,717 | 71,146 | 67,827 | 269 | 204 | 6,627 | 5,728 | 585 | 474 | 15,094 | 13,808 |
| General merchandise group..... | 256 | 179 | 106,021 | 105,179 | 22 | 19 | 13,795 | 13,742 | 42 | 34 | 30,458 | 30,385 |
| Apparel, accessories stores..... | 523 | 433 | 72,573 | 71,395 | 65 | 59 | 7,457 | 7,394 | 109 | 98 | 18,533 | 18,397 |
| Furniture, home furnishings, appliance dealers..... | 373 | 285 | 40,602 | 39,613 | 43 | 33 | 6,073 | 5,955 | 113 | 88 | 11,476 | 11,105 |
| Automotive group..... | 432 | 340 | 151,854 | 147,585 | 80 | 61 | 16,515 | 15,728 | 142 | 107 | 44,846 | 43,406 |
| Gasoline service stations..... | 969 | 677 | 35,912 | 30,631 | 163 | 119 | 6,042 | 5,359 | 294 | 213 | 11,846 | 10,557 |
| Lumber, building materials, hardware, farm equipment dealers..... | 430 | 341 | 57,140 | 55,690 | 65 | 55 | 10,048 | 9,884 | 180 | 158 | 22,534 | 22,174 |
| Drug stores, proprietary stores..... | 438 | 402 | 51,670 | 50,967 | 49 | 44 | 3,288 | 3,133 | 98 | 93 | 8,160 | 8,094 |
| Other retail stores..... | 1,120 | 786 | 74,855 | 69,724 | 132 | 97 | 6,995 | 6,666 | 288 | 202 | 16,757 | 15,706 |
| Nonstore retailers..... | 49 | 46 | 150,188 | 150,086 | 10 | 8 | 1,475 | 1,459 | 11 | 11 | 3,494 | 3,494 |

Standard Notes: (D) Withheld to avoid disclosure. (NA) Not available. ... Represents zero.

¹ Data in this table differ from those which appeared in the publications of the 1948 Census of Retail Trade. For a description of the adjustments see Comparison of 1948 and 1954 Censuses in the Introduction.

Table 104. RETAIL TRADE: 1954 — COUNTIES WITH 500 ESTABLISHMENTS OR MORE

Establishments, Sales, Payroll, and Personnel, by Kind of Business

| County and kind of business | Establishments | | Sales | | Payroll, entire year (\$1,000) | Payroll, workweek ended nearest Nov. 15 | | Paid employees, workweek ended nearest Nov. 15 | | Proprietors (unincorporated businesses only) ¹ (Number) |
|--|--------------------------------|--------------------------|---|--|-----------------------------------|---|----------------------------|--|---------------------------|---|
| | Total ¹ (Number) | With payroll (Number) | Total, all establishments ¹ (\$1,000) | Establishments with payroll (\$1,000) | | Total (Dollars) | Full workweek (Dollars) | Total (Number) | Full workweek (Number) | |
| | CRAWFORD COUNTY | | | | | | | | | |
| Retail trade, total..... | 628 | 368 | 36,907 | 32,975 | 3,296 | 67,040 | 62,144 | 1,669 | 1,367 | 640 |
| Food stores, total..... | 132 | 76 | 9,388 | 8,276 | 532 | 10,065 | 8,947 | 264 | 191 | 137 |
| Grocery stores..... | 115 | 65 | 8,692 | 7,700 | 473 | 8,811 | 7,807 | 230 | 162 | 120 |
| Meat markets, fish (seafood) markets..... | 5 | 3 | 378 | (D) | 19 | 357 | 313 | 10 | 7 | 5 |
| Fruit stores, vegetable markets..... | 1 | 1 | (D) | (D) | (D) | (D) | (D) | (D) | (D) | (D) |
| Candy, nut, confectionery stores..... | 1 | 1 | (D) | (D) | (D) | (D) | (D) | (D) | (D) | (D) |
| Other food stores..... | 10 | 6 | (D) | (D) | (D) | (D) | (D) | (D) | (D) | (D) |
| Eating, drinking places, total..... | 116 | 58 | 1,914 | 1,428 | 251 | 5,207 | 4,618 | 216 | 177 | 134 |
| Eating places..... | 68 | 50 | 1,438 | 1,282 | 234 | 4,814 | 4,286 | 201 | 168 | 77 |
| Drinking places..... | 48 | 8 | 476 | 146 | 17 | 393 | 332 | 15 | 9 | 57 |
| General merchandise group, total..... | 17 | 13 | 3,554 | 3,432 | 445 | 9,273 | 7,913 | 237 | 171 | 11 |
| General merchandise group (except variety)..... | 10 | 6 | 2,622 | 2,500 | 309 | 6,822 | 5,925 | 147 | 111 | 7 |
| Variety stores..... | 7 | 7 | 932 | 932 | 136 | 2,451 | 1,988 | 90 | 60 | 4 |
| Apparel, accessories stores, total..... | 27 | 25 | 1,590 | (D) | 203 | 3,713 | 3,575 | 110 | 92 | 14 |
| Shoe stores..... | 7 | 5 | 351 | (D) | 36 | 630 | 603 | 14 | 11 | 5 |
| Men's, boys' clothing and furnishings stores..... | 6 | 6 | 486 | 486 | 66 | 1,252 | 1,233 | 31 | 28 | 3 |
| Family clothing stores..... | 2 | 2 | (D) | (D) | (D) | (D) | (D) | (D) | (D) | (D) |
| Women's clothing, specialty stores..... | 11 | 11 | 637 | 637 | 87 | 1,571 | 1,479 | 54 | 42 | 3 |
| Ready-to-wear stores..... | 10 | 10 | (D) | (D) | (D) | (D) | (D) | (D) | (D) | (D) |
| Other clothing, specialty stores..... | 1 | 1 | (D) | (D) | (D) | (D) | (D) | (D) | (D) | (D) |
| Other apparel stores..... | 1 | 1 | (D) | (D) | (D) | (D) | (D) | (D) | (D) | (D) |
| Furniture, home furnishings, appliance dealers, total..... | 30 | 18 | 3,261 | 3,173 | 275 | 4,942 | 4,699 | 111 | 101 | 29 |
| Furniture, home furnishings stores, antique stores..... | 14 | 8 | 2,162 | 2,116 | 179 | 3,106 | 2,945 | 70 | 63 | 16 |
| Household appliance, radio, TV stores..... | 16 | 10 | 1,099 | 1,057 | 96 | 1,836 | 1,754 | 41 | 38 | 13 |
| Automotive group..... | 46 | 38 | 6,066 | 5,974 | 588 | 13,372 | 13,168 | 229 | 217 | 46 |
| Gasoline service stations..... | 75 | 39 | 2,809 | 2,159 | 158 | 3,300 | 3,057 | 89 | 69 | 78 |
| Lumber, bldg. mats., hardware, farm equip. dealers, total..... | 63 | 49 | 4,288 | 4,008 | 485 | 9,874 | 9,542 | 170 | 163 | 55 |
| Farm equipment dealers..... | 10 | 10 | 835 | 835 | 56 | 1,413 | 1,413 | 29 | 29 | 11 |
| Lumber, building materials, supplies, equipment dealers..... | 37 | 33 | 2,884 | 2,736 | 383 | 7,245 | 6,981 | 113 | 107 | 27 |
| Hardware stores..... | 16 | 6 | 569 | 437 | 46 | 1,216 | 1,148 | 28 | 27 | 17 |
| Drug stores, proprietary stores, total..... | 19 | 15 | 1,341 | 1,269 | 169 | 3,338 | 3,010 | 136 | 93 | 22 |
| Drug stores..... | (NA) | 14 | (NA) | (D) | (D) | (D) | (D) | (D) | (D) | (NA) |
| Proprietary stores..... | (NA) | 1 | (NA) | (D) | (D) | (D) | (D) | (D) | (D) | (NA) |
| Other retail stores, total..... | 82 | 30 | 2,246 | (D) | 149 | 3,195 | 2,856 | 79 | 66 | 95 |
| Liquor stores..... | 18 | 6 | 726 | 354 | 13 | 475 | 345 | 13 | 9 | 18 |
| Fuel, ice dealers..... | 8 | 2 | 91 | (D) | (D) | (D) | (D) | (D) | (D) | (D) |
| Feed, farm, garden supply stores..... | 9 | 3 | 355 | (D) | (D) | (D) | (D) | (D) | (D) | (D) |
| Jewelry stores..... | 9 | 3 | 234 | 172 | 29 | 652 | 572 | 11 | 9 | 10 |
| Book, stationery stores..... | 4 | 2 | 129 | (D) | (D) | (D) | (D) | (D) | (D) | (D) |
| Other retail stores (except second-hand)..... | 21 | 13 | 593 | 557 | 84 | 1,624 | 1,506 | 42 | 36 | 29 |
| Second-hand stores..... | 5 | 1 | 58 | (D) | (D) | (D) | (D) | (D) | (D) | (D) |
| Nonstore retailers..... | 21 | 7 | 450 | 308 | 41 | 761 | 759 | 28 | 27 | 19 |
| JOHNSON COUNTY | | | | | | | | | | |
| Retail trade, total..... | 618 | 420 | 66,707 | 62,961 | 5,959 | 121,652 | 106,969 | 2,463 | 1,852 | 634 |
| Food stores, total..... | 91 | 63 | 23,534 | 22,776 | 1,652 | 31,363 | 23,116 | 609 | 394 | 94 |
| Grocery stores..... | 67 | 45 | 22,386 | 21,738 | 1,522 | 28,546 | 20,563 | 543 | 341 | 74 |
| Meat markets, fish (seafood) markets..... | 8 | 6 | (D) | (D) | (D) | (D) | (D) | (D) | (D) | (D) |
| Fruit stores, vegetable markets..... | ... | ... | ... | ... | ... | ... | ... | ... | ... | ... |
| Candy, nut, confectionery stores..... | ... | ... | ... | ... | ... | ... | ... | ... | ... | ... |
| Other food stores..... | 16 | 12 | (D) | (D) | (D) | (D) | (D) | (D) | (D) | (D) |
| Eating, drinking places, total..... | 73 | 59 | 2,477 | 2,305 | 541 | 11,259 | 9,856 | 364 | 273 | 95 |
| Eating places..... | 55 | 51 | 2,198 | 2,146 | 506 | 10,517 | 9,245 | 341 | 257 | 75 |
| Drinking places..... | 18 | 8 | 279 | 159 | 35 | 742 | 611 | 23 | 16 | 20 |
| General merchandise group, total..... | 33 | 29 | 2,882 | 2,788 | 370 | 6,082 | 4,839 | 196 | 111 | 33 |
| General merchandise group (except variety)..... | 21 | 17 | (D) | (D) | (D) | (D) | (D) | (D) | (D) | (D) |
| Variety stores..... | 12 | 12 | (D) | (D) | (D) | (D) | (D) | (D) | (D) | (D) |
| Apparel, accessories stores, total..... | 48 | 40 | 2,309 | 2,243 | 242 | 5,040 | 4,627 | 137 | 103 | 45 |
| Shoe stores..... | 7 | 7 | 496 | 496 | 60 | 1,279 | 1,170 | 27 | 20 | 6 |
| Men's, boys' clothing and furnishings stores..... | (NA) | 6 | (NA) | (D) | 59 | 1,280 | 1,240 | 25 | 23 | (NA) |
| Family clothing stores..... | (NA) | 1 | (NA) | (D) | (D) | (D) | (D) | (D) | (D) | (NA) |
| Women's clothing, specialty stores..... | 21 | 17 | 873 | 851 | 86 | 1,703 | 1,510 | 61 | 44 | 22 |
| Ready-to-wear stores..... | (NA) | 16 | (NA) | (D) | (D) | (D) | (D) | (D) | (D) | (NA) |
| Other clothing, specialty stores..... | (NA) | 1 | (NA) | (D) | (D) | (D) | (D) | (D) | (D) | (NA) |
| Other apparel stores..... | 11 | 9 | 280 | (D) | (D) | (D) | (D) | (D) | (D) | (D) |
| Furniture, home furnishings, appliance dealers, total..... | 38 | 28 | 2,175 | 1,995 | 301 | 5,947 | 5,722 | 90 | 80 | 34 |
| Furniture, home furnishings stores, antique stores..... | 17 | 13 | 1,771 | 1,953 | 161 | 2,987 | 2,907 | 70 | 43 | 14 |
| Household appliance, radio, TV stores..... | 21 | 15 | 1,104 | 1,042 | 140 | 2,960 | 2,815 | 43 | 37 | 20 |
| Automotive group..... | 29 | 23 | 11,134 | 10,910 | 832 | 18,505 | 18,170 | 266 | 247 | 29 |
| Gasoline service stations..... | 80 | 60 | 5,295 | 4,689 | 516 | 11,780 | 10,659 | 217 | 166 | 87 |
| Lumber, bldg. mats., hardware, farm equip. dealers, total..... | 52 | 42 | 8,631 | 8,463 | 780 | 16,902 | 16,475 | 257 | 236 | 40 |
| Farm equipment dealers..... | 9 | 7 | 797 | (D) | 72 | 1,954 | 1,914 | 32 | 30 | 8 |
| Lumber, building materials, supplies, equipment dealers..... | 24 | 24 | 6,785 | 6,785 | 629 | 13,014 | 12,745 | 190 | 179 | 6 |
| Hardware stores..... | 19 | 11 | 1,049 | (D) | 79 | 1,934 | 1,816 | 35 | 27 | 26 |

Standard Notes: (D) Withheld to avoid disclosure. (NA) Not available. n.e.c. Not elsewhere classified. XXX Not applicable. (Z) Less than \$500. ... Represents zero.
¹ Group totals may include data for establishments without payroll which could not be classified by detailed kind of business.

RETAIL TRADE—AREA STATISTICS

Table 104. RETAIL TRADE: 1954 — COUNTIES WITH 500 ESTABLISHMENTS OR MORE—Continued

Establishments, Sales, Payroll, and Personnel, by Kind of Business

| County and kind of business | Establishments | | Sales | | Payroll, entire year (\$1,000) | Payroll, workweek ended nearest Nov. 15 | | Paid employees, workweek ended nearest Nov. 15 | | Proprietors (unincorporated businesses only) ¹ (Number) |
|--|--------------------------------|--------------------------|---|--|-----------------------------------|---|----------------------------|--|---------------------------|---|
| | Total ¹ (Number) | With payroll (Number) | Total, all establishments ¹ (\$1,000) | Establishments with payroll (\$1,000) | | Total (Dollars) | Full workweek (Dollars) | Total (Number) | Full workweek (Number) | |
| JOHNSON COUNTY--Con. | | | | | | | | | | |
| Drug stores, proprietary stores, total..... | 25 | 23 | 3,656 | (D) | 495 | 9,743 | 8,855 | 213 | 151 | 24 |
| Drug stores..... | (NA) | 20 | (NA) | (D) | (D) | (D) | (D) | (D) | (D) | (NA) |
| Proprietary stores..... | (NA) | 3 | (NA) | (D) | (D) | (D) | (D) | (D) | (D) | (NA) |
| Other retail stores, total..... | 90 | 46 | 3,512 | (D) | 203 | 4,290 | 4,001 | 99 | 81 | 94 |
| Liquor stores..... | 16 | 10 | 768 | 602 | 31 | 625 | 534 | 14 | 10 | 16 |
| Fuel, ice dealers..... | 4 | 2 | (D) | (D) | (D) | (D) | (D) | (D) | (D) | (D) |
| Feed, farm, garden supply stores..... | 13 | 7 | 877 | 759 | 20 | 321 | 321 | 6 | 6 | 16 |
| Jewelry stores..... | 17 | 3 | 238 | 62 | 7 | 263 | 248 | 5 | 4 | 17 |
| Book, stationery stores..... | 1 | 1 | (D) | (D) | (D) | (D) | (D) | (D) | (D) | (D) |
| Other retail stores (except second-hand)..... | 31 | 23 | 1,187 | 993 | 116 | 2,347 | 2,231 | 61 | 50 | 32 |
| Second-hand stores..... | 6 | ... | 62 | ... | ... | ... | ... | ... | ... | 6 |
| Nonstore retailers..... | 59 | 7 | 1,102 | 404 | 27 | 741 | 649 | 15 | 10 | 59 |
| MONTGOMERY COUNTY | | | | | | | | | | |
| Retail trade, total..... | 694 | 500 | 55,064 | 51,284 | 4,824 | 94,737 | 87,386 | 2,316 | 1,860 | 719 |
| Food stores, total..... | 132 | 82 | 13,938 | 12,806 | 801 | 14,804 | 12,683 | 370 | 249 | 143 |
| Grocery stores..... | 120 | 74 | 13,131 | 12,067 | 758 | 13,965 | 11,868 | 349 | 230 | 128 |
| Meat markets, fish (seafood) markets..... | 4 | 4 | 516 | 516 | 27 | 586 | 562 | 12 | 10 | 5 |
| Fruit stores, vegetable markets..... | ... | ... | ... | ... | ... | ... | ... | ... | ... | ... |
| Candy, nut, confectionery stores..... | 3 | 1 | 87 | (D) | (D) | (D) | (D) | (D) | (D) | (D) |
| Other food stores..... | 5 | 3 | 204 | (D) | (D) | (D) | (D) | (D) | (D) | (D) |
| Eating, drinking places, total..... | 103 | 89 | 2,123 | 1,939 | 350 | 8,021 | 7,388 | 339 | 280 | 119 |
| Eating places..... | 80 | 68 | 1,704 | (D) | 316 | 7,070 | 6,505 | 298 | 246 | 90 |
| Drinking places..... | 23 | 21 | 419 | (D) | 34 | 951 | 883 | 41 | 34 | 29 |
| General merchandise group, total..... | 17 | 17 | 4,681 | 4,681 | 648 | 11,858 | 10,343 | 327 | 228 | 11 |
| General merchandise group (except variety)..... | 9 | 9 | 3,299 | 3,299 | 485 | 8,076 | 7,171 | 188 | 136 | 5 |
| Variety stores..... | 8 | 8 | 1,382 | 1,382 | 193 | 3,782 | 3,172 | 139 | 89 | 6 |
| Apparel, accessories stores, total..... | 56 | 48 | 3,713 | (D) | 476 | 8,794 | 8,341 | 247 | 212 | 57 |
| Shoe stores..... | 13 | 11 | 596 | (D) | 72 | 1,272 | 1,177 | 32 | 26 | 11 |
| Men's, boys' clothing and furnishings stores..... | 12 | 12 | 1,029 | 1,029 | 117 | 2,324 | 2,231 | 60 | 53 | 17 |
| Family clothing stores..... | 3 | 3 | (D) | (D) | (D) | (D) | (D) | (D) | (D) | (D) |
| Women's clothing, specialty stores..... | 24 | 18 | 1,670 | 1,582 | 225 | 4,252 | 4,064 | 126 | 111 | 24 |
| Ready-to-wear stores..... | (NA) | 11 | (NA) | 1,314 | 199 | 3,817 | 3,657 | 111 | 98 | (NA) |
| Other clothing, specialty stores..... | (NA) | 7 | (NA) | 268 | 26 | 435 | 407 | 15 | 13 | (NA) |
| Other apparel stores..... | 4 | 4 | (D) | (D) | (D) | (D) | (D) | (D) | (D) | (D) |
| Furniture, home furnishings, appliance dealers, total..... | 38 | 28 | 3,138 | 2,992 | 332 | 5,952 | 5,756 | 123 | 105 | 36 |
| Furniture, home furnishings stores, antique stores..... | 17 | 13 | 1,359 | 1,323 | 155 | 2,894 | 2,778 | 57 | 46 | 15 |
| Household appliance, radio, TV stores..... | 21 | 15 | 1,779 | 1,669 | 177 | 3,058 | 2,978 | 66 | 56 | 21 |
| Automotive group..... | 60 | 44 | 11,585 | 11,051 | 967 | 19,969 | 19,679 | 310 | 301 | 60 |
| Gasoline service stations..... | 99 | 63 | 4,117 | 3,535 | 312 | 6,829 | 5,756 | 186 | 126 | 98 |
| Lumber, bldg. mats., hardware, farm equip. dealers, total..... | 49 | 43 | 5,277 | 5,225 | 453 | 9,597 | 9,174 | 168 | 152 | 40 |
| Farm equipment dealers..... | 12 | 12 | 1,528 | 1,528 | 115 | 2,209 | 2,022 | 41 | 37 | 11 |
| Lumber, building materials, supplies, equipment dealers..... | 26 | 22 | 3,152 | (D) | 280 | 6,295 | 6,059 | 106 | 94 | 17 |
| Hardware stores..... | 11 | 9 | 597 | (D) | 58 | 1,093 | 1,093 | 21 | 21 | 12 |
| Drug stores, proprietary stores, total..... | 19 | 19 | 1,894 | 1,894 | 237 | 4,428 | 4,040 | 130 | 106 | 25 |
| Drug stores..... | 17 | 17 | (D) | (D) | (D) | (D) | (D) | (D) | (D) | (D) |
| Proprietary stores..... | 2 | 2 | (D) | (D) | (D) | (D) | (D) | (D) | (D) | (D) |
| Other retail stores, total..... | 112 | 66 | 4,492 | (D) | (D) | (D) | (D) | (D) | (D) | (D) |
| Liquor stores..... | 27 | 19 | 1,148 | 1,148 | 53 | 885 | 811 | 27 | 21 | 29 |
| Fuel, ice dealers..... | 4 | 4 | 46 | 46 | 7 | 150 | 150 | 3 | 3 | 5 |
| Feed, farm, garden supply stores..... | 12 | 8 | 1,390 | 1,208 | 44 | 733 | 733 | 17 | 17 | 14 |
| Jewelry stores..... | 16 | 6 | 277 | 139 | 14 | 231 | 227 | 6 | 5 | 19 |
| Book, stationery stores..... | 5 | 3 | 208 | (D) | (D) | (D) | (D) | (D) | (D) | (D) |
| Other retail stores (except second-hand)..... | 33 | 21 | 740 | 662 | 84 | 1,620 | 1,514 | 44 | 35 | 33 |
| Second-hand stores..... | 9 | 5 | 247 | 187 | 24 | 453 | 396 | 8 | 7 | 9 |
| Nonstore retailers..... | 9 | 1 | 106 | (D) | (D) | (D) | (D) | (D) | (D) | (D) |
| RENO COUNTY | | | | | | | | | | |
| Retail trade, total..... | 717 | 511 | 71,905 | 68,395 | 7,410 | 144,315 | 134,099 | 3,161 | 2,536 | 732 |
| Food stores, total..... | 102 | 64 | 14,353 | 13,549 | 834 | 13,889 | 11,412 | 373 | 202 | 95 |
| Grocery stores..... | 88 | 54 | 13,591 | 12,827 | 792 | 12,935 | 10,568 | 350 | 191 | 80 |
| Meat markets, fish (seafood) markets..... | 3 | 1 | (D) | (D) | (D) | (D) | (D) | (D) | (D) | (D) |
| Fruit stores, vegetable markets..... | 1 | 1 | (D) | (D) | (D) | (D) | (D) | (D) | (D) | (D) |
| Candy, nut, confectionery stores..... | 3 | 1 | 71 | (D) | (D) | (D) | (D) | (D) | (D) | (D) |
| Other food stores..... | 7 | 7 | 372 | 372 | 17 | 532 | 508 | 12 | 11 | 6 |
| Eating, drinking places, total..... | 147 | 103 | 3,743 | 3,043 | 604 | 13,034 | 12,194 | 432 | 374 | 181 |
| Eating places..... | 101 | 77 | 2,716 | 2,342 | 528 | 11,501 | 10,775 | 383 | 332 | 129 |
| Drinking places..... | 46 | 26 | 1,027 | 701 | 76 | 1,533 | 1,419 | 49 | 42 | 52 |
| General merchandise group, total..... | 21 | 15 | 9,682 | 9,526 | 1,446 | 29,176 | 26,062 | 704 | 520 | 13 |
| General merchandise group (except variety)..... | 14 | 10 | 8,072 | (D) | 1,209 | 24,771 | 22,635 | 555 | 429 | 10 |
| Variety stores..... | 7 | 5 | 1,610 | (D) | 237 | 4,405 | 3,427 | 149 | 91 | 3 |

Standard Notes: (D) Withheld to avoid disclosure. (NA) Not available. n.e.c. Not elsewhere classified. XXX Not applicable. (Z) Less than \$500. ... Represents zero.
¹ Group totals may include data for establishments without payroll which could not be classified by detailed kind of business.

Table 104. RETAIL TRADE: 1954 — COUNTIES WITH 500 ESTABLISHMENTS OR MORE—Continued

Establishments, Sales, Payroll, and Personnel, by Kind of Business

| County and kind of business | Establishments | | Sales | | Payroll, entire year (\$1,000) | Payroll, workweek ended nearest Nov. 15 | | Paid employees, workweek ended nearest Nov. 15 | | Proprietors (unincorporated businesses only) ¹ (Number) |
|---|--------------------------------|--------------------------|---|--|-----------------------------------|---|----------------------------|--|---------------------------|---|
| | Total ¹ (Number) | With payroll (Number) | Total, all establishments ¹ (\$1,000) | Establishments with payroll (\$1,000) | | Total (Dollars) | Full workweek (Dollars) | Total (Number) | Full workweek (Number) | |
| RENO COUNTY--Con. | | | | | | | | | | |
| Apparel, accessories stores, total | 41 | 35 | 4,162 | 4,114 | 620 | 12,111 | 11,370 | 259 | 207 | 20 |
| Shoe stores | 18 | 14 | 1,249 | (D) | 186 | 4,205 | 3,965 | 71 | 57 | 7 |
| Men's, boys' clothing and furnishings stores | 6 | 6 | 1,210 | 1,210 | 229 | 4,108 | 3,899 | 72 | 58 | 4 |
| Family clothing stores | 1 | 1 | (D) | (D) | (D) | (D) | (D) | (D) | (D) | (D) |
| Women's clothing, specialty stores | 11 | 11 | 1,274 | 1,274 | 168 | 3,010 | 2,813 | 96 | 77 | 4 |
| Ready-to-wear stores | 10 | 10 | (D) | (D) | (D) | (D) | (D) | (D) | (D) | (D) |
| Other clothing, specialty stores | 1 | 1 | (D) | (D) | (D) | (D) | (D) | (D) | (D) | (D) |
| Other apparel stores | 5 | 5 | (D) | (D) | (D) | (D) | (D) | (D) | (D) | (D) |
| Furniture, home furnishings, appliance dealers, total | 28 | 28 | 3,882 | 3,876 | 592 | 11,852 | 11,502 | 180 | 165 | 26 |
| Furniture, home furnishings stores, antique stores | 16 | 16 | 2,611 | 2,611 | 403 | 8,098 | 7,943 | 120 | 112 | 17 |
| Household appliance, radio, TV stores | 12 | 12 | 1,271 | 1,265 | 189 | 3,754 | 3,559 | 60 | 53 | 9 |
| Automotive group | 44 | 36 | 15,479 | 15,427 | 1,368 | 25,443 | 25,170 | 411 | 397 | 45 |
| Gasoline service stations | 84 | 62 | 3,980 | 3,468 | 287 | 6,010 | 5,449 | 145 | 114 | 100 |
| Lumber, bldg. mats., hardware, farm equip. dealers, total | 74 | 58 | 7,741 | 7,461 | 716 | 13,898 | 13,396 | 239 | 209 | 68 |
| Farm equipment dealers | 18 | 14 | 1,668 | 1,668 | 143 | 2,632 | 2,567 | 39 | 38 | 22 |
| Lumber, building materials, supplies, equipment dealers | 33 | 31 | 4,711 | (D) | 438 | 8,550 | 8,272 | 149 | 129 | 21 |
| Hardware stores | 21 | 13 | 1,272 | (D) | 135 | 2,716 | 2,557 | 51 | 42 | 23 |
| Drug stores, proprietary stores, total | 25 | 23 | 2,068 | (D) | 316 | 6,345 | 5,896 | 146 | 112 | 24 |
| Drug stores | (NA) | 21 | (NA) | (D) | (D) | (D) | (D) | (D) | (D) | (NA) |
| Proprietary stores | (NA) | 2 | (NA) | (D) | (D) | (D) | (D) | (D) | (D) | (NA) |
| Other retail stores, total | 109 | 77 | 5,568 | (D) | 478 | 9,792 | 8,883 | 224 | 182 | 118 |
| Liquor stores | 24 | 20 | 1,298 | 1,130 | 41 | 756 | 696 | 23 | 19 | 24 |
| Fuel, ice dealers | 4 | 2 | (D) | (D) | (D) | (D) | (D) | (D) | (D) | (D) |
| Feed, farm, garden supply stores | 14 | 12 | 1,618 | (D) | 102 | 2,067 | 1,604 | 43 | 30 | 12 |
| Jewelry stores | 12 | 8 | 495 | 457 | 77 | 1,381 | 1,311 | 25 | 22 | 13 |
| Book, stationery stores | 4 | 2 | (D) | (D) | (D) | (D) | (D) | (D) | (D) | (D) |
| Other retail stores (except second-hand) | 29 | 27 | 1,368 | (D) | 190 | 3,895 | 3,633 | 96 | 78 | 33 |
| Second-hand stores | 12 | 6 | 300 | 264 | 30 | 649 | 595 | 20 | 16 | 13 |
| Nonstore retailers | 42 | 10 | 1,247 | 799 | 149 | 2,765 | 2,765 | 48 | 48 | 42 |
| SALINE COUNTY | | | | | | | | | | |
| Retail trade, total | 571 | 415 | 60,975 | 57,075 | 6,251 | 117,783 | 110,646 | 6,410 | 2,176 | 568 |
| Food stores, total | 69 | 49 | 11,459 | 10,855 | 687 | 12,680 | 11,031 | 338 | 225 | 73 |
| Grocery stores | 56 | 42 | 11,236 | 10,680 | 676 | 12,351 | 10,752 | 325 | 213 | 59 |
| Meat markets, fish (seafood) markets | *** | *** | *** | *** | *** | *** | *** | *** | *** | *** |
| Fruit stores, vegetable markets | 3 | 1 | (D) | (D) | (D) | (D) | (D) | (D) | (D) | (D) |
| Candy, nut, confectionery stores | 1 | 1 | (D) | (D) | (D) | (D) | (D) | (D) | (D) | (D) |
| Other food stores | 9 | 5 | 189 | (D) | (D) | (D) | (D) | (D) | (D) | (D) |
| Eating, drinking places, total | 119 | 95 | 3,802 | 3,486 | 668 | 13,805 | 12,702 | 531 | 436 | 135 |
| Eating places | 90 | 72 | 2,985 | 2,795 | 578 | 12,207 | 11,343 | 464 | 390 | 97 |
| Drinking places | 29 | 23 | 817 | 691 | 90 | 1,598 | 1,359 | 67 | 46 | 38 |
| General merchandise group, total | 17 | 13 | 6,947 | 6,903 | 1,025 | 17,594 | 15,604 | 486 | 366 | 7 |
| General merchandise group (except variety) | 12 | 8 | 5,647 | 5,603 | 806 | 13,548 | 12,322 | 330 | 271 | 6 |
| Variety stores | 5 | 5 | 1,300 | 1,300 | 219 | 4,046 | 3,282 | 156 | 95 | 1 |
| Apparel, accessories stores, total | 40 | 38 | 3,459 | (D) | 413 | 7,851 | 7,189 | 190 | 154 | 34 |
| Shoe stores | 10 | 10 | 744 | 744 | 100 | 2,021 | 1,781 | 41 | 32 | 8 |
| Men's, boys' clothing and furnishings stores | 9 | 9 | (D) | (D) | (D) | (D) | (D) | (D) | (D) | (D) |
| Family clothing stores | *** | *** | *** | *** | *** | *** | *** | *** | *** | *** |
| Women's clothing, specialty stores | 19 | 17 | 1,429 | (D) | 164 | 3,073 | 2,855 | 95 | 78 | 12 |
| Ready-to-wear stores | (NA) | 13 | (NA) | 1,304 | 146 | 2,832 | 2,627 | 87 | 71 | (NA) |
| Other clothing, specialty stores | (NA) | 4 | (NA) | (D) | 18 | 241 | 228 | 8 | 7 | (NA) |
| Other apparel stores | 2 | 2 | (D) | (D) | (D) | (D) | (D) | (D) | (D) | (D) |
| Furniture, home furnishings, appliance dealers, total | 24 | 22 | 2,150 | (D) | 258 | 4,742 | 4,313 | 83 | 72 | 24 |
| Furniture, home furnishings stores, antique stores | 12 | 10 | 935 | (D) | 104 | 1,576 | 1,554 | 31 | 29 | 12 |
| Household appliance, radio, TV stores | 12 | 12 | 1,215 | 1,207 | 154 | 3,166 | 2,759 | 52 | 43 | 12 |
| Automotive group | 50 | 30 | 15,129 | 13,953 | 1,474 | 25,887 | 26,701 | 4,093 | 341 | 50 |
| Gasoline service stations | 82 | 52 | 4,300 | 3,708 | 316 | 6,364 | 5,530 | 153 | 102 | 84 |
| Lumber, bldg. mats., hardware, farm equip. dealers, total | 40 | 32 | 6,531 | 6,415 | 657 | 14,080 | 13,413 | 221 | 201 | 34 |
| Farm equipment dealers | 14 | 12 | 2,179 | (D) | 222 | 4,511 | 4,385 | 68 | 65 | 13 |
| Lumber, building materials, supplies, equipment dealers | 17 | 15 | 3,493 | (D) | 340 | 7,468 | 6,978 | 111 | 97 | 11 |
| Hardware stores | 9 | 5 | 859 | 795 | 95 | 2,101 | 2,050 | 42 | 39 | 10 |
| Drug stores, proprietary stores, total | 17 | 13 | 1,541 | 1,471 | 196 | 3,677 | 3,423 | 103 | 86 | 19 |
| Drug stores | (NA) | 9 | (NA) | 1,194 | 170 | 3,179 | 3,084 | 80 | 72 | (NA) |
| Proprietary stores | (NA) | 4 | (NA) | 277 | 26 | 498 | 339 | 23 | 14 | (NA) |
| Other retail stores, total | 94 | 64 | 4,204 | 3,476 | 412 | 7,733 | 7,506 | 164 | 148 | 92 |
| Liquor stores | 33 | 25 | 1,291 | 1,013 | 52 | 961 | 929 | 29 | 27 | 32 |
| Fuel, ice dealers | 2 | 2 | (D) | (D) | (D) | (D) | (D) | (D) | (D) | (D) |
| Feed, farm, garden supply stores | 5 | 3 | (D) | (D) | (D) | (D) | (D) | (D) | (D) | (D) |
| Jewelry stores | 9 | 7 | 531 | (D) | 72 | 1,454 | 1,454 | 26 | 26 | 8 |
| Book, stationery stores | *** | *** | *** | *** | *** | *** | *** | *** | *** | *** |
| Other retail stores (except second-hand) | 30 | 22 | 1,243 | 1,145 | 190 | 3,430 | 3,235 | 82 | 68 | 30 |
| Second-hand stores | 7 | 5 | 246 | (D) | 15 | 270 | 270 | 7 | 7 | 7 |
| Nonstore retailers | 19 | 7 | 1,453 | 1,281 | 145 | 3,370 | 3,234 | 48 | 45 | 16 |

Standard Notes: (D) Withheld to avoid disclosure. (NA) Not available. n.e.c. Not elsewhere classified. XXX Not applicable. (Z) Less than \$500. ... Represents zero.
¹ Group totals may include data for establishments without payroll which could not be classified by detailed kind of business.

RETAIL TRADE—AREA STATISTICS

Table 104. RETAIL TRADE: 1954 — COUNTIES WITH 500 ESTABLISHMENTS OR MORE—Continued

Establishments, Sales, Payroll, and Personnel, by Kind of Business

| County and kind of business | Establishments | | Sales | | Payroll, entire year (\$1,000) | Payroll, workweek ended nearest Nov. 15 | | Paid employees, workweek ended nearest Nov. 15 | | Proprietors (un- incorporated businesses only) ¹ (Number) |
|---|--------------------------------|-----------------------------|---|--|---|--|-------------------------------|--|------------------------------|--|
| | Total ¹ (Number) | With payroll (Number) | Total, all establish- ments ¹ (\$1,000) | Establish- ments with payroll (\$1,000) | | Total (Dollars) | Full workweek (Dollars) | Total (Number) | Full workweek (Number) | |
| SEDGWICK COUNTY (See Wichita Standard Metro- politan Area, Table 103.) | | | | | | | | | | |
| SHAWNEE COUNTY (See Topeka Standard Metro- politan Area, Table 103.) | | | | | | | | | | |
| WYANDOTTE COUNTY | | | | | | | | | | |
| Retail trade, total..... | 1,656 | 1,022 | 166,009 | 153,945 | 17,152 | 320,775 | 296,967 | 6,177 | 4,930 | 1,681 |
| Food stores, total..... | 406 | 210 | 42,887 | 38,245 | 2,757 | 50,326 | 43,455 | 1,043 | 706 | 420 |
| Grocery stores..... | 319 | 165 | 40,094 | 36,244 | 2,470 | 44,986 | 38,469 | 904 | 589 | 335 |
| Meat markets, fish (seafood) markets..... | 13 | 7 | 488 | 302 | 23 | 419 | 399 | 9 | 8 | 15 |
| Fruit stores, vegetable markets..... | 2 | 3 | 442 | 262 | 18 | 507 | 487 | 8 | 7 | 15 |
| Candy, nut, confectionery stores..... | 20 | 2 | 236 | (D) | (D) | (D) | (D) | (D) | (D) | (D) |
| Other food stores..... | 43 | 33 | 1,621 | (D) | (D) | (D) | (D) | (D) | (D) | (D) |
| Eating, drinking places, total..... | 349 | 249 | 10,245 | 8,923 | 1,861 | 37,788 | 34,652 | 1,035 | 861 | 388 |
| Eating places..... | 196 | 156 | 7,257 | 6,751 | 1,586 | 32,403 | 29,933 | 879 | 742 | 210 |
| Drinking places..... | 153 | 93 | 2,988 | 2,172 | 275 | 5,385 | 4,719 | 156 | 119 | 178 |
| General merchandise group, total..... | 45 | 33 | 12,010 | 11,804 | 1,945 | 36,592 | 32,687 | 849 | 575 | 38 |
| General merchandise group (except variety)..... | 28 | 20 | (D) | (D) | (D) | (D) | (D) | (D) | (D) | (D) |
| Variety stores..... | 15 | 13 | (D) | (D) | (D) | (D) | (D) | (D) | (D) | (D) |
| Apparel, accessories stores, total..... | 80 | 60 | 7,338 | 6,934 | 999 | 19,283 | 17,525 | 410 | 298 | 68 |
| Shoe stores..... | 15 | 15 | 1,502 | 1,502 | 232 | 4,494 | 4,002 | 85 | 58 | 1 |
| Men's, boys' clothing and furnishings stores..... | (NA) | 9 | (NA) | 1,141 | 124 | 2,592 | 2,387 | 51 | 39 | (NA) |
| Family clothing stores..... | (NA) | 13 | (NA) | 2,480 | 412 | 7,364 | 6,756 | 126 | 98 | (NA) |
| Women's clothing, specialty stores..... | 20 | 16 | 1,549 | 1,483 | 196 | 4,324 | 3,910 | 134 | 93 | 17 |
| Ready-to-wear stores..... | (NA) | 12 | (NA) | 1,449 | 187 | 4,125 | 3,761 | 127 | 89 | (NA) |
| Other clothing, specialty stores..... | (NA) | 4 | (NA) | 34 | 9 | 199 | 149 | 7 | 4 | (NA) |
| Other apparel stores..... | 11 | 7 | 396 | 328 | 35 | 509 | 470 | 14 | 10 | 15 |
| Furniture, home furnishings, appliance dealers, total..... | 67 | 53 | 7,969 | 7,773 | 1,180 | 22,456 | 21,910 | 336 | 306 | 60 |
| Furniture, home furnishings stores, antique stores..... | 38 | 32 | 4,837 | 4,769 | 771 | 14,459 | 14,044 | 222 | 198 | 37 |
| Household appliance, radio, TV stores..... | 29 | 21 | 3,132 | 3,004 | 409 | 7,997 | 7,866 | 114 | 108 | 23 |
| Automotive group..... | 80 | 52 | 43,102 | 42,518 | 4,275 | 72,175 | 70,724 | 918 | 880 | 67 |
| Gasoline service stations..... | 200 | 134 | 11,399 | 9,837 | 886 | 18,533 | 16,631 | 399 | 298 | 211 |
| Lumber, bldg. mats., hardware, farm equip. dealers, total..... | 83 | 59 | 12,752 | 12,322 | 1,336 | 25,930 | 24,604 | 401 | 363 | 75 |
| Farm equipment dealers..... | 3 | 3 | 545 | 545 | 36 | 839 | 839 | 12 | 12 | 3 |
| Lumber, building materials, supplies, equipment dealers..... | 48 | 38 | 8,827 | 8,685 | 873 | 17,047 | 16,141 | 253 | 230 | 40 |
| Hardware stores..... | 32 | 18 | 3,380 | 3,092 | 427 | 8,044 | 7,624 | 136 | 121 | 32 |
| Drug stores, proprietary stores, total..... | 63 | 59 | 6,889 | 6,877 | 906 | 18,399 | 16,176 | 414 | 301 | 67 |
| Drug stores..... | (NA) | 48 | (NA) | 6,587 | 878 | 17,827 | 15,711 | 396 | 290 | (NA) |
| Proprietary stores..... | (NA) | 11 | (NA) | 290 | 28 | 572 | 465 | 18 | 11 | (NA) |
| Other retail stores, total..... | 200 | 106 | 9,469 | 7,685 | 894 | 16,769 | 16,106 | 329 | 300 | 199 |
| Liquor stores..... | 59 | 39 | 2,546 | 1,858 | 115 | 2,094 | 2,006 | 60 | 52 | 57 |
| Fuel, ice dealers..... | 9 | 5 | (D) | (D) | (D) | (D) | (D) | (D) | (D) | (D) |
| Feed, farm, garden supply stores..... | 19 | 11 | 1,275 | 1,137 | 80 | 1,867 | 1,757 | 36 | 31 | 20 |
| Jewelry stores..... | 28 | 10 | 1,869 | 1,659 | 224 | 3,587 | 3,510 | 70 | 65 | 28 |
| Book, stationery stores..... | 5 | 5 | (D) | (D) | (D) | (D) | (D) | (D) | (D) | (D) |
| Other retail stores (except second-hand)..... | 51 | 31 | 2,195 | 1,865 | 296 | 5,871 | 5,636 | 109 | 104 | 45 |
| Second-hand stores..... | 9 | 5 | (D) | (D) | (D) | (D) | (D) | (D) | (D) | (D) |
| Nonstore retailers..... | 83 | 7 | 1,949 | 1,027 | 113 | 2,524 | 2,497 | 43 | 42 | 88 |

Standard Notes: (D) Withheld to avoid disclosure. (NA) Not available. n.e.c. Not elsewhere classified. XXX Not applicable. (Z) Less than \$500. ... Represents zero.
¹ Group totals may include data for establishments without payroll which could not be classified by detailed kind of business.

Table 105. RETAIL TRADE: 1954 — CITIES WITH 500 ESTABLISHMENTS OR MORE

Establishments, Sales, Payroll, and Personnel, by Kind of Business

| City and kind of business | Establishments | | Sales | | Payroll, entire year (\$1,000) | Payroll, workweek ended nearest Nov. 15 | | Paid employees, workweek ended nearest Nov. 15 | | Proprietors (unincorporated businesses only) (Number) |
|--|--------------------------------|--------------------------|---|--|-----------------------------------|---|----------------------------|--|---------------------------|--|
| | Total ¹ (Number) | With payroll (Number) | Total, all establishments ¹ (\$1,000) | Establishments with payroll (\$1,000) | | Total (Dollars) | Full workweek (Dollars) | Total (Number) | Full workweek (Number) | |
| HUTCHINSON | | | | | | | | | | |
| Retail trade, total..... | 549 | 405 | 62,157 | 59,849 | 6,896 | 133,525 | 124,094 | 2,892 | 2,319 | 553 |
| Food stores, total..... | 71 | 43 | 12,345 | 11,679 | 765 | 12,431 | 10,205 | 314 | 172 | 63 |
| Grocery stores..... | 63 | 35 | 11,829 | 11,163 | 728 | 11,580 | 9,464 | 295 | 159 | 53 |
| Meat markets, fish (seafood) markets..... | 1 | 1 | (D) | (D) | (D) | (D) | (D) | (D) | (D) | (D) |
| Fruit stores, vegetable markets..... | 1 | 1 | (D) | (D) | (D) | (D) | (D) | (D) | (D) | (D) |
| Candy, nut, confectionery stores..... | 1 | 1 | (D) | (D) | (D) | (D) | (D) | (D) | (D) | (D) |
| Other food stores..... | 5 | 5 | (D) | (D) | (D) | (D) | (D) | (D) | (D) | (D) |
| Eating, drinking places, total..... | 124 | 90 | 3,570 | 2,840 | 576 | 12,430 | 11,666 | 403 | 351 | 151 |
| Eating places..... | 82 | 66 | 2,430 | (D) | (D) | (D) | (D) | (D) | (D) | (D) |
| Drinking places..... | 42 | 24 | 940 | (D) | (D) | (D) | (D) | (D) | (D) | (D) |
| General merchandise group, total..... | 11 | 11 | 9,386 | 9,386 | 1,439 | 29,031 | 25,964 | 700 | 518 | 3 |
| General merchandise group (except variety)..... | 7 | 7 | (D) | (D) | (D) | (D) | (D) | (D) | (D) | (D) |
| Variety stores..... | 4 | 4 | (D) | (D) | (D) | (D) | (D) | (D) | (D) | (D) |
| Apparel, accessories stores, total..... | 40 | 34 | (D) | (D) | (D) | (D) | (D) | (D) | (D) | (D) |
| Shoe stores..... | 18 | 14 | 1,249 | 1,213 | 185 | 4,205 | 3,965 | 71 | 57 | 7 |
| Men's, boys' clothing and furnishings stores..... | 6 | 6 | 1,210 | 1,210 | 229 | 4,108 | 3,899 | 72 | 58 | 4 |
| Family clothing stores..... | 1 | 1 | (D) | (D) | (D) | (D) | (D) | (D) | (D) | (D) |
| Women's clothing, specialty stores..... | 11 | 11 | 1,274 | 1,274 | 168 | 3,010 | 2,813 | 96 | 77 | 4 |
| Ready-to-wear stores..... | 10 | 10 | (D) | (D) | (D) | (D) | (D) | (D) | (D) | (D) |
| Other clothing, specialty stores..... | 1 | 1 | (D) | (D) | (D) | (D) | (D) | (D) | (D) | (D) |
| Other apparel stores..... | 4 | 2 | (D) | (D) | (D) | (D) | (D) | (D) | (D) | (D) |
| Furniture, home furnishings, appliance dealers, total..... | 23 | 23 | 3,428 | 3,428 | 551 | 10,716 | 10,374 | 161 | 147 | 18 |
| Furniture, home furnishings stores, antique stores..... | 13 | 13 | (D) | (D) | (D) | (D) | (D) | (D) | (D) | (D) |
| Household appliance, radio, TV stores..... | 10 | 10 | (D) | (D) | (D) | (D) | (D) | (D) | (D) | (D) |
| Automotive group..... | 31 | 27 | 13,369 | 13,339 | 1,281 | 23,762 | 23,501 | 381 | 368 | 26 |
| Gasoline service stations..... | 57 | 51 | 3,027 | 2,927 | 256 | 5,392 | 4,913 | 126 | 102 | 72 |
| Lumber, bldg. mats., hardware, farm equip. dealers, total..... | 46 | 34 | 5,755 | 5,587 | 568 | 10,868 | 10,518 | 184 | 159 | 44 |
| Farm equipment dealers..... | 10 | 6 | 843 | 815 | 91 | 1,641 | 1,641 | 22 | 22 | 9 |
| Lumber, building materials, supplies, equipment dealers..... | 24 | 22 | 4,016 | (D) | 371 | 7,026 | 6,835 | 122 | 106 | 20 |
| Hardware stores..... | 10 | 6 | 834 | (D) | 106 | 2,201 | 2,042 | 40 | 31 | 13 |
| Drug stores, proprietary stores, total..... | 19 | 17 | 1,848 | (D) | 296 | 5,961 | 5,568 | 132 | 103 | 18 |
| Drug stores..... | (NA) | 17 | (NA) | (D) | 296 | 5,961 | 5,568 | 132 | 103 | (NA) |
| Proprietary stores..... | (NA) | ... | (NA) | ... | ... | ... | ... | ... | ... | (NA) |
| Other retail stores, total..... | 48 | 66 | (D) | 4,120 | 415 | 8,455 | 7,647 | 195 | 155 | (D) |
| Liquor stores..... | 20 | 18 | 1,094 | (D) | (D) | (D) | (D) | (D) | (D) | (D) |
| Fuel, ice dealers..... | 3 | 1 | (D) | (D) | (D) | (D) | (D) | (D) | (D) | (D) |
| Feed, farm, garden supply stores..... | 9 | 7 | 1,000 | (D) | 76 | 1,487 | 1,120 | 29 | 18 | 9 |
| Jewelry stores..... | 2 | 2 | 457 | 457 | 77 | 1,381 | 1,311 | 25 | 22 | 9 |
| Book, stationery stores..... | 4 | 2 | (D) | (D) | (D) | (D) | (D) | (D) | (D) | (D) |
| Other retail stores (except second-hand)..... | 26 | 26 | (D) | (D) | (D) | (D) | (D) | (D) | (D) | (D) |
| Second-hand stores..... | 10 | 4 | (D) | (D) | (D) | (D) | (D) | (D) | (D) | (D) |
| Nonstore retailers..... | 39 | 9 | 1,216 | (D) | (D) | (D) | (D) | (D) | (D) | (D) |

Standard Notes: (D) Withheld to avoid disclosure. (NA) Not available. n.e.c. Not elsewhere classified. XXX Not applicable. (Z) Less than \$500. ... Represents zero.
¹ Group totals may include data for establishments without payroll which could not be classified by detailed kind of business.

RETAIL TRADE—AREA STATISTICS

Table 105. RETAIL TRADE: 1954 — CITIES WITH 500 ESTABLISHMENTS OR MORE—Continued

Establishments, Sales, Payroll, and Personnel, by Kind of Business

| City and kind of business | Establishments | | Sales | | Payroll, entire year (\$1,000) | Payroll, workweek ended nearest Nov. 15 | | Paid employees, workweek ended nearest Nov. 15 | | Proprietors (unincorporated businesses only) ¹ (Number) |
|---|--------------------------------|--------------------------|---|--|-----------------------------------|---|----------------------------|--|---------------------------|---|
| | Total ¹ (Number) | With payroll (Number) | Total, all establishments ¹ (\$1,000) | Establishments with payroll (\$1,000) | | Total (Dollars) | Full workweek (Dollars) | Total (Number) | Full workweek (Number) | |
| KANSAS CITY | | | | | | | | | | |
| retail trade, total..... | 1,398 | 898 | 150,967 | 141,379 | 16,171 | 301,054 | 279,707 | 5,711 | 4,595 | 1,388 |
| Food stores, total..... | 332 | 182 | 37,238 | 33,508 | 2,488 | 45,112 | 38,806 | 926 | 624 | 333 |
| Grocery stores..... | 259 | 141 | 34,841 | 31,785 | 2,223 | 40,390 | 34,411 | 798 | 516 | 266 |
| Meat markets, fish (seafood) markets..... | 10 | 6 | (D) | (D) | (D) | (D) | (D) | (D) | (D) | (D) |
| Fruit stores, vegetable markets..... | 8 | 2 | (D) | (D) | (D) | (D) | (D) | (D) | (D) | (D) |
| Candy, nut, confectionery stores..... | 14 | 2 | 204 | (D) | (D) | (D) | (D) | (D) | (D) | (D) |
| Other food stores..... | 39 | 31 | 1,512 | 1,736 | 232 | 4,195 | 3,888 | 116 | 97 | 29 |
| Eating, drinking places, total..... | 294 | 216 | 8,924 | 7,944 | 1,672 | 33,634 | 30,919 | 909 | 761 | 326 |
| Eating places..... | 161 | 131 | 6,410 | 6,048 | 1,425 | 28,791 | 26,688 | 767 | 654 | 171 |
| Drinking places..... | 133 | 85 | 2,514 | 1,896 | 247 | 4,843 | 4,231 | 142 | 107 | 155 |
| General merchandise group, total..... | 40 | 30 | 11,751 | (D) | 1,927 | 36,093 | 32,276 | 839 | 568 | 32 |
| General merchandise group (except variety)..... | 25 | 19 | 9,134 | 9,060 | 1,457 | 28,249 | 27,030 | 532 | 437 | 23 |
| Variety stores..... | 13 | 11 | 2,605 | (D) | 470 | 7,844 | 5,246 | 307 | 131 | 7 |
| Apparel, accessories stores, total..... | 77 | 57 | (D) | 6,829 | 992 | 19,134 | 17,400 | 404 | 294 | (D) |
| Shoe stores..... | 15 | 15 | 1,502 | 1,502 | 232 | 4,494 | 4,002 | 85 | 58 | 1 |
| Men's, boys' clothing and furnishings stores..... | (NA) | 9 | (NA) | 1,141 | 124 | 2,592 | 2,387 | 51 | 39 | (NA) |
| Family clothing stores..... | (NA) | 11 | (NA) | (D) | (D) | (D) | (D) | (D) | (D) | (NA) |
| Women's clothing, specialty stores..... | 20 | 16 | 1,549 | 1,483 | 196 | 4,324 | 3,910 | 134 | 93 | 17 |
| Ready-to-wear stores..... | (NA) | 12 | (NA) | 1,449 | 187 | 4,125 | 3,761 | 127 | 89 | (NA) |
| Other clothing, specialty stores..... | (NA) | 4 | (NA) | 34 | 9 | 199 | 149 | 7 | 4 | (NA) |
| Other apparel stores..... | 10 | 6 | (D) | (D) | (D) | (D) | (D) | (D) | (D) | (D) |
| Furniture, home furnishings, appliance dealers, total..... | 60 | 50 | 7,714 | 7,628 | 1,158 | 21,962 | 21,436 | 329 | 300 | 54 |
| Furniture, home furnishings stores, antique stores..... | 37 | 31 | (D) | (D) | (D) | (D) | (D) | (D) | (D) | (D) |
| Household appliance, radio, TV stores..... | 23 | 19 | (D) | (D) | (D) | (D) | (D) | (D) | (D) | (D) |
| Automotive group..... | 68 | 46 | 41,023 | 40,557 | 4,088 | 69,158 | 68,221 | 857 | 841 | 52 |
| Gasoline service stations..... | 166 | 116 | 9,960 | 8,790 | 821 | 16,646 | 14,960 | 356 | 268 | 171 |
| Lumber, bldg. matls., hardware, farm equip. dealers, total..... | 64 | 48 | 10,705 | 10,383 | 1,222 | 24,232 | 22,932 | 367 | 332 | 54 |
| Farm equipment dealers..... | 1 | 1 | (D) | (D) | (D) | (D) | (D) | (D) | (D) | (D) |
| Lumber, building materials, supplies, equipment dealers..... | 36 | 32 | (D) | (D) | (D) | (D) | (D) | (D) | (D) | (D) |
| Hardware stores..... | 27 | 15 | 3,030 | 2,766 | 408 | 7,729 | 7,309 | 130 | 115 | 24 |
| Drug stores, proprietary stores, total..... | 55 | 51 | 6,306 | 6,294 | 848 | 16,918 | 15,232 | 372 | 282 | 58 |
| Drug stores..... | (NA) | 41 | (NA) | (D) | (D) | (D) | (D) | (D) | (D) | (NA) |
| Proprietary stores..... | (NA) | 10 | (NA) | (D) | (D) | (D) | (D) | (D) | (D) | (NA) |
| Other retail stores, total..... | 174 | 96 | (D) | (D) | (D) | (D) | (D) | (D) | (D) | (D) |
| Liquor stores..... | 37 | 37 | (D) | (D) | (D) | (D) | (D) | (D) | (D) | (D) |
| Fuel, ice dealers..... | 6 | 4 | 582 | (D) | 71 | 1,499 | 1,344 | 28 | 22 | 6 |
| Feed, farm, garden supply stores..... | 11 | 7 | 610 | 548 | 50 | 1,228 | 1,148 | 25 | 22 | 11 |
| Jewelry stores..... | 26 | 10 | (D) | 1,659 | 224 | 3,587 | 3,510 | 70 | 65 | (D) |
| Book, stationery stores..... | 5 | 5 | (D) | (D) | (D) | (D) | (D) | (D) | (D) | (D) |
| Other retail stores (except second-hand)..... | 44 | 28 | 2,097 | 1,803 | 290 | 5,746 | 5,533 | 106 | 102 | 38 |
| Second-hand stores..... | 9 | 5 | (D) | (D) | (D) | (D) | (D) | (D) | (D) | (D) |
| Nonstore retailers..... | 68 | 6 | 1,675 | (D) | (D) | (D) | (D) | (D) | (D) | (D) |

Standard Notes: (D) Withheld to avoid disclosure. (NA) Not available. n.e.c. Not elsewhere classified. XXX Not applicable. (Z) Less than \$500. ... Represents zero.
¹ Group totals may include data for establishments without payroll which could not be classified by detailed kind of business.

Table 105. RETAIL TRADE: 1954 — CITIES WITH 500 ESTABLISHMENTS OR MORE—Continued

Establishments, Sales, Payroll, and Personnel, by Kind of Business

| City and kind of business | Establishments | | Sales | | Payroll, entire year (\$1,000) | Payroll, workweek ended nearest Nov. 15 | | Paid employees, workweek ended nearest Nov. 15 | | Proprietors (unincorporated businesses only) ¹ (Number) |
|--|--------------------------------|--------------------------|---|--|-----------------------------------|---|----------------------------|--|---------------------------|---|
| | Total ¹ (Number) | With payroll (Number) | Total, all establishments ¹ (\$1,000) | Establishments with payroll (\$1,000) | | Total (Dollars) | Full workweek (Dollars) | Total (Number) | Full workweek (Number) | |
| SALINA | | | | | | | | | | |
| Retail trade, total..... | 500 | 378 | 57,219 | 53,799 | 5,935 | 112,146 | 105,320 | 6,285 | 2,074 | 493 |
| Food stores, total..... | 59 | 41 | 11,007 | 10,413 | 660 | 12,128 | 10,550 | 325 | 215 | 63 |
| Grocery stores..... | 47 | 35 | (D) | (D) | (D) | (D) | (D) | (D) | (D) | (D) |
| Meat markets, fish (seafood) markets..... | ... | ... | ... | ... | ... | ... | ... | ... | ... | ... |
| Fruit stores, vegetable markets..... | 3 | 1 | (D) | (D) | (D) | (D) | (D) | (D) | (D) | (D) |
| Candy, nut, confectionery stores..... | 1 | 1 | (D) | (D) | (D) | (D) | (D) | (D) | (D) | (D) |
| Other food stores..... | 8 | 4 | 161 | (D) | (D) | (D) | (D) | (D) | (D) | 10 |
| Eating, drinking places, total..... | 104 | 86 | 3,472 | 3,208 | 627 | 13,171 | 12,169 | 504 | 417 | 119 |
| Eating places..... | 77 | 63 | (D) | 2,517 | 537 | 11,573 | 10,810 | 437 | 371 | (D) |
| Drinking places..... | 27 | 23 | (D) | 691 | 90 | 1,598 | 1,359 | 67 | 46 | (D) |
| General merchandise group, total..... | 17 | 13 | 6,947 | 6,903 | 1,025 | 17,594 | 15,604 | 486 | 366 | 7 |
| General merchandise group (except variety)..... | 12 | 8 | 5,647 | 5,603 | 806 | 13,548 | 12,322 | 330 | 271 | 6 |
| Variety stores..... | 5 | 5 | 1,300 | 1,300 | 219 | 4,046 | 3,282 | 156 | 95 | 1 |
| Apparel, accessories stores, total..... | 40 | 38 | 3,459 | (D) | 413 | 7,851 | 7,189 | 190 | 154 | 34 |
| Shoe stores..... | 10 | 10 | 744 | 744 | 100 | 2,021 | 1,781 | 41 | 32 | 8 |
| Men's, boys' clothing and furnishings stores..... | 9 | 9 | (D) | (D) | (D) | (D) | (D) | (D) | (D) | (D) |
| Family clothing stores..... | ... | ... | ... | ... | ... | ... | ... | ... | ... | ... |
| Women's clothing, specialty stores..... | 19 | 17 | 1,429 | (D) | 164 | 3,073 | 2,855 | 95 | 78 | 12 |
| Ready-to-wear stores..... | (NA) | 13 | (NA) | 1,304 | 146 | 2,832 | 2,627 | 87 | 71 | (NA) |
| Other clothing, specialty stores..... | (NA) | 4 | (NA) | (D) | 18 | 241 | 228 | 8 | 7 | (NA) |
| Other apparel stores..... | 2 | 2 | (D) | (D) | (D) | (D) | (D) | (D) | (D) | (D) |
| Furniture, home furnishings, appliance dealers, total..... | 23 | 21 | (D) | (D) | (D) | (D) | (D) | (D) | (D) | (D) |
| Furniture, home furnishings stores, antique stores..... | 11 | 9 | (D) | (D) | (D) | (D) | (D) | (D) | (D) | (D) |
| Household appliance, radio, TV stores..... | 12 | 12 | 1,215 | 1,207 | 154 | 3,166 | 2,759 | 52 | 43 | 12 |
| Automotive group..... | 44 | 28 | 13,978 | (D) | (D) | (D) | (D) | (D) | (D) | (D) |
| Gasoline service stations..... | 69 | 49 | 3,946 | 3,510 | 306 | 6,220 | 5,441 | 147 | 100 | 70 |
| Lumber, bldg. mats., hardware, farm equip. dealers, total..... | 29 | 25 | 5,451 | 5,391 | 581 | 12,316 | 11,649 | 188 | 168 | 20 |
| Farm equipment dealers..... | 10 | 8 | 1,661 | (D) | 188 | 3,825 | 3,699 | 54 | 51 | 9 |
| Lumber, building materials, supplies, equipment dealers..... | 14 | 14 | (D) | (D) | (D) | (D) | (D) | (D) | (D) | (D) |
| Hardware stores..... | 5 | 3 | (D) | (D) | (D) | (D) | (D) | (D) | (D) | (D) |
| Drug stores, proprietary stores, total..... | 13 | 13 | 1,471 | 1,471 | 196 | 3,677 | 3,423 | 103 | 86 | 15 |
| Drug stores..... | 9 | 9 | 1,194 | 1,194 | 170 | 3,179 | 3,084 | 80 | 72 | 11 |
| Proprietary stores..... | 4 | 4 | 277 | (D) | 26 | 498 | 339 | 23 | 14 | 4 |
| Other retail stores, total..... | 84 | 58 | (D) | 3,312 | 395 | 7,598 | 7,413 | 156 | 145 | (D) |
| Liquor stores..... | 30 | 24 | 1,245 | (D) | (D) | (D) | (D) | (D) | (D) | (D) |
| Fuel, ice dealers..... | 2 | 2 | (D) | (D) | (D) | (D) | (D) | (D) | (D) | (D) |
| Feed, farm, garden supply stores..... | 1 | 1 | (D) | (D) | (D) | (D) | (D) | (D) | (D) | (D) |
| Jewelry stores..... | 9 | 7 | 531 | (D) | 72 | 1,454 | 1,454 | 26 | 26 | 8 |
| Book, stationery stores..... | ... | ... | ... | ... | ... | ... | ... | ... | ... | ... |
| Other retail stores (except second-hand)..... | 27 | 19 | 1,186 | 1,088 | 184 | 3,370 | 3,217 | 76 | 67 | 27 |
| Second-hand stores..... | 7 | 5 | 246 | (D) | 15 | 270 | 270 | 7 | 7 | 7 |
| Nonstore retailers..... | 18 | 6 | (D) | (D) | (D) | (D) | (D) | (D) | (D) | (D) |
| TOPEKA | | | | | | | | | | |
| Retail trade, total..... | 1,150 | 810 | 133,193 | 126,805 | 16,338 | 321,263 | 299,379 | 6,549 | 5,426 | 1,130 |
| Food stores, total..... | 169 | 125 | 26,858 | 25,478 | 1,865 | 35,731 | 30,308 | 813 | 530 | 171 |
| Grocery stores..... | 143 | 107 | 25,776 | 24,810 | 1,776 | 33,589 | 28,469 | 754 | 492 | 148 |
| Meat markets, fish (seafood) markets..... | 5 | 3 | 215 | (D) | 5 | 141 | 96 | 7 | 2 | 5 |
| Fruit stores, vegetable markets..... | 1 | 1 | (D) | (D) | (D) | (D) | (D) | (D) | (D) | (D) |
| Candy, nut, confectionery stores..... | 4 | 4 | 148 | 148 | 23 | 880 | 664 | 20 | 12 | 4 |
| Other food stores..... | 16 | 10 | (D) | (D) | (D) | (D) | (D) | (D) | (D) | (D) |
| Eating, drinking places, total..... | 212 | 166 | 6,460 | 5,880 | 1,170 | 23,542 | 20,671 | 822 | 631 | 235 |
| Eating places..... | 145 | 119 | 4,922 | 4,642 | 1,029 | 20,675 | 18,296 | 709 | 557 | 163 |
| Drinking places..... | 67 | 47 | 1,538 | 1,238 | 141 | 2,867 | 2,375 | 113 | 74 | 72 |
| General merchandise group, total..... | 26 | 24 | 16,107 | (D) | (D) | (D) | (D) | (D) | (D) | (D) |
| General merchandise group (except variety)..... | 13 | 13 | (D) | (D) | 2,168 | 40,972 | 38,555 | 933 | 652 | (D) |
| Variety stores..... | 11 | 11 | (D) | (D) | (D) | (D) | (D) | (D) | (D) | (D) |
| Apparel, accessories stores, total..... | 86 | 72 | (D) | (D) | (D) | (D) | (D) | (D) | (D) | (D) |
| Shoe stores..... | 17 | 17 | 1,374 | 1,374 | 176 | 3,497 | 3,159 | 73 | 51 | 3 |
| Men's, boys' clothing and furnishings stores..... | (NA) | 11 | (NA) | 1,678 | 276 | 5,100 | 4,820 | 91 | 73 | (NA) |
| Family clothing stores..... | (NA) | 11 | (NA) | (D) | (D) | (D) | (D) | (D) | (D) | (NA) |
| Women's clothing, specialty stores..... | 27 | 23 | 3,122 | 3,018 | 427 | 7,861 | 7,023 | 253 | 190 | 19 |
| Ready-to-wear stores..... | (NA) | 18 | (NA) | 2,783 | 392 | 7,110 | 6,327 | 229 | 169 | (NA) |
| Other clothing, specialty stores..... | (NA) | 5 | (NA) | 235 | 35 | 751 | 696 | 24 | 21 | (NA) |
| Other apparel stores..... | 11 | 9 | (D) | (D) | (D) | (D) | (D) | (D) | (D) | (D) |
| Furniture, home furnishings, appliance dealers, total..... | 62 | 50 | (D) | (D) | (D) | (D) | (D) | (D) | (D) | (D) |
| Furniture, home furnishings stores, antique stores..... | 41 | 33 | (D) | (D) | (D) | (D) | (D) | (D) | (D) | (D) |
| Household appliance, radio, TV stores..... | 21 | 17 | 1,954 | 1,932 | 314 | 6,443 | 5,714 | 96 | 79 | 19 |
| Automotive group..... | 74 | 36 | 26,716 | 26,002 | 2,882 | 56,357 | 55,692 | 716 | 700 | 72 |
| Gasoline service stations..... | 124 | 104 | 8,160 | 7,510 | 668 | 13,745 | 11,872 | 326 | 234 | 143 |
| Lumber, bldg. mats., hardware, farm equip. dealers, total..... | 50 | 36 | 9,692 | 9,448 | 1,565 | 32,058 | 31,661 | 393 | 377 | 45 |
| Farm equipment dealers..... | 5 | 5 | 790 | 790 | 86 | 1,578 | 1,578 | 25 | 25 | 3 |
| Lumber, building materials, supplies, equipment dealers..... | 29 | 23 | 7,951 | (D) | (D) | (D) | (D) | (D) | (D) | (D) |
| Hardware stores..... | 16 | 8 | 951 | (D) | (D) | (D) | (D) | (D) | (D) | (D) |

Standard Notes: (D) Withheld to avoid disclosure. (NA) Not available. n.e.c. Not elsewhere classified. XXX Not applicable. (Z) Less than \$500. ... Represents zero.
¹ Group totals may include data for establishments without payroll which could not be classified by detailed kind of business.

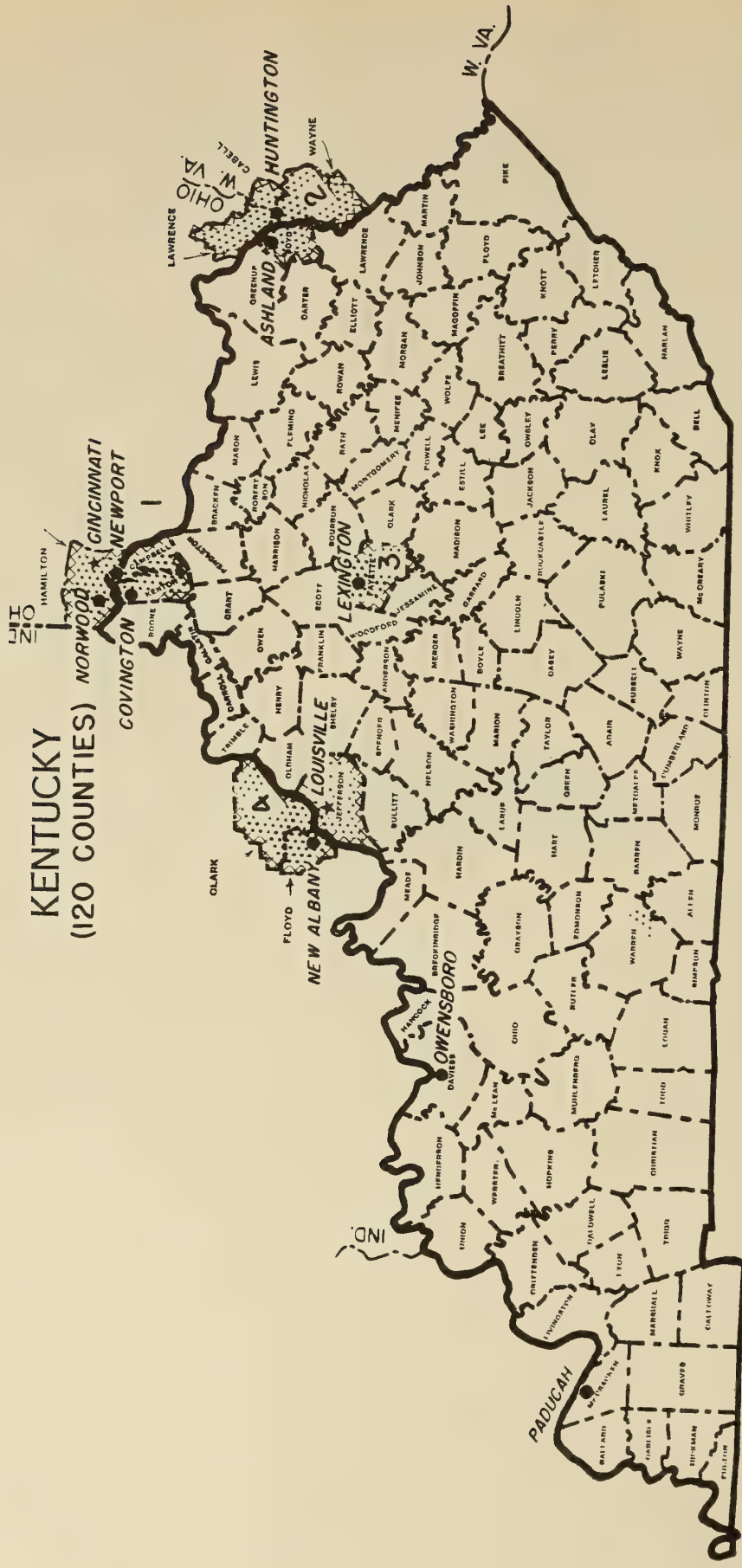
Table 105. RETAIL TRADE: 1954 — CITIES WITH 500 ESTABLISHMENTS OR MORE—Continued

Establishments, Sales, Payroll, and Personnel, by Kind of Business

| City and kind of business | Establishments | | Sales | | Payroll, entire year (\$1,000) | Payroll, workweek ended nearest Nov. 15 | | Paid employees, workweek ended nearest Nov. 15 | | Proprietors (unincorporated businesses only) ¹ (Number) |
|---|--------------------------------|--------------------------|---|--|-----------------------------------|---|----------------------------|--|---------------------------|---|
| | Total ¹ (Number) | With payroll (Number) | Total, all establishments ¹ (\$1,000) | Establishments with payroll (\$1,000) | | Total (Dollars) | Full workweek (Dollars) | Total (Number) | Full workweek (Number) | |
| TOPEKA -- Con. | | | | | | | | | | |
| Drug stores, proprietary stores, total | 43 | 41 | (D) | (D) | (D) | (D) | (D) | (D) | (D) | (D) |
| Drug stores | (NA) | 38 | (NA) | (D) | (D) | (D) | (D) | (D) | (D) | (NA) |
| Proprietary stores | (NA) | 3 | (NA) | 92 | 6 | 120 | 45 | 6 | 2 | (NA) |
| Other retail stores, total | 206 | 134 | 10,846 | 9,246 | 1,127 | 22,499 | 21,116 | 452 | 384 | 205 |
| Liquor stores | 58 | 42 | 3,307 | 2,317 | 97 | 1,841 | 1,355 | 58 | 38 | 62 |
| Fuel, ice dealers | 8 | 6 | (D) | (D) | (D) | (D) | (D) | (D) | (D) | (D) |
| Feed, farm, garden supply stores | 8 | 8 | 1,004 | 1,004 | 63 | 1,243 | 1,197 | 22 | 20 | 6 |
| Jewelry stores | 18 | 16 | 1,736 | (D) | 294 | 5,733 | 5,669 | 86 | 82 | 18 |
| Book, stationery stores | 6 | 4 | 757 | (D) | 105 | 2,210 | 2,074 | 36 | 29 | 4 |
| Other retail stores (except second-hand) | 67 | 47 | (D) | (D) | (D) | (D) | (D) | (D) | (D) | (D) |
| Second-hand stores | 23 | 11 | 446 | 382 | 49 | 1,018 | 986 | 25 | 23 | 27 |
| Nonstore retailers | 98 | 22 | (D) | (D) | (D) | (D) | (D) | (D) | (D) | (D) |
| WICHITA | | | | | | | | | | |
| Retail trade, total | 2,501 | 1,891 | 355,041 | 343,961 | 42,572 | 854,528 | 794,678 | 16,520 | 13,785 | 2,471 |
| Food stores, total | 303 | 221 | 71,246 | 69,300 | 5,015 | 93,865 | 79,854 | 1,802 | 1,227 | 292 |
| Grocery stores | 244 | 182 | 68,667 | 67,209 | 4,652 | 85,644 | 72,051 | 1,617 | 1,063 | 240 |
| Meat markets, fish (seafood) markets | 5 | 3 | 339 | (D) | 24 | 571 | 442 | 11 | 7 | 7 |
| Fruit stores, vegetable markets | 11 | 1 | (D) | (D) | (D) | (D) | (D) | (D) | (D) | (D) |
| Candy, nut, confectionery stores | 6 | 4 | 309 | (D) | 54 | 1,354 | 1,205 | 38 | 32 | 5 |
| Bakery products stores | 11 | 9 | (D) | (D) | (D) | (D) | (D) | (D) | (D) | (D) |
| Other food stores | 26 | 2 | (D) | 1,076 | 166 | 3,150 | 3,081 | 63 | 59 | 19 |
| Eating, drinking places, total | 532 | 440 | 19,847 | 18,699 | 3,988 | 85,789 | 80,629 | 2,644 | 2,356 | 647 |
| Eating places (except refreshment stands) | 331 | 277 | 13,815 | 13,307 | 3,237 | 70,717 | 67,521 | 2,183 | 2,015 | 394 |
| Refreshment stands | 55 | 45 | 1,708 | 1,596 | 247 | 5,624 | 4,380 | 196 | 114 | 55 |
| Drinking places | 146 | 118 | 4,324 | 3,796 | 504 | 9,448 | 8,728 | 265 | 227 | 198 |
| General merchandise group, total | 62 | 56 | 42,595 | 42,449 | 6,895 | 157,521 | 142,633 | 3,542 | 2,812 | 29 |
| Department stores | 5 | 5 | 27,197 | 27,197 | 4,321 | 103,590 | 93,618 | 2,151 | 1,742 | ... |
| Dry goods, general merchandise stores | 22 | 20 | (D) | (D) | (D) | (D) | (D) | (D) | (D) | (D) |
| General stores | 3 | 1 | (D) | (D) | (D) | (D) | (D) | (D) | (D) | (D) |
| Variety stores | 32 | 30 | 7,649 | (D) | 1,403 | 25,086 | 21,251 | 796 | 540 | 10 |
| Apparel, accessories stores, total | 163 | 149 | 25,290 | 25,030 | 3,653 | 75,389 | 70,600 | 1,568 | 1,335 | 121 |
| Shoe stores | 46 | 40 | 4,729 | 4,659 | 647 | 11,591 | 11,155 | 196 | 170 | 39 |
| Men's, boys' clothing and furnishings stores | (NA) | 24 | (NA) | 3,497 | 467 | 9,214 | 8,642 | 183 | 152 | (NA) |
| Family clothing stores | (NA) | 19 | (NA) | (D) | (D) | (D) | (D) | (D) | (D) | (NA) |
| Women's clothing, specialty stores | 47 | 47 | (D) | (D) | (D) | (D) | (D) | (D) | (D) | (D) |
| Ready-to-wear stores | 28 | 28 | (D) | (D) | (D) | (D) | (D) | (D) | (D) | (D) |
| Milinery stores | 10 | 10 | 477 | 477 | 97 | 1,857 | 1,789 | 47 | 43 | 4 |
| Other clothing, specialty stores | 9 | 9 | 1,336 | 1,336 | 199 | 4,317 | 4,195 | 105 | 89 | 5 |
| Other apparel stores | 21 | 19 | (D) | (D) | (D) | (D) | (D) | (D) | (D) | (D) |
| Furniture, home furnishings, appliance dealers, total | 139 | 115 | 20,993 | (D) | (D) | (D) | (D) | (D) | (D) | (D) |
| Furniture, home furnishings stores | 65 | 55 | 11,601 | (D) | (D) | (D) | (D) | (D) | (D) | (D) |
| Furniture stores | (NA) | 34 | (NA) | (D) | (D) | (D) | (D) | (D) | (D) | (NA) |
| Home furnishings stores, antique stores | (NA) | 21 | (NA) | 2,021 | 352 | 6,899 | 6,803 | 94 | 89 | (NA) |
| Household appliance, radio, TV stores | 74 | 60 | 9,392 | (D) | (D) | (D) | (D) | (D) | (D) | (D) |
| Automotive group, total | 160 | 100 | 74,928 | 72,988 | 8,064 | 151,228 | 149,788 | 1,794 | 1,739 | 145 |
| Passenger car dealers (franchised) | 24 | 22 | 54,540 | (D) | 6,210 | 117,328 | 116,992 | 1,301 | 1,291 | 13 |
| Passenger car dealers (nonfranchised) | 86 | 36 | (D) | (D) | (D) | (D) | (D) | (D) | (D) | (D) |
| Tire, battery, accessory dealers | 32 | 28 | (D) | (D) | (D) | (D) | (D) | (D) | (D) | (D) |
| Other automotive dealers | 18 | 14 | (D) | (D) | (D) | (D) | (D) | (D) | (D) | (D) |
| Gasoline service stations | 307 | 251 | 21,199 | 19,959 | 2,023 | 44,354 | 37,498 | 937 | 637 | 323 |
| Lumber, bldg. mats., hardware, farm equip. dealers, total | 134 | 108 | 28,635 | 28,221 | 2,918 | 52,271 | 48,550 | 743 | 657 | 118 |
| Farm equipment dealers | 13 | 11 | 1,706 | (D) | (D) | (D) | (D) | (D) | (D) | (D) |
| Lumber, building materials dealers | 44 | 36 | 19,076 | 18,768 | 1,566 | 27,463 | 26,884 | 373 | 347 | 30 |
| Plumbing, paint, electrical stores | 39 | 35 | 4,764 | (D) | (D) | (D) | (D) | (D) | (D) | (D) |
| Hardware stores | 38 | 26 | 3,089 | 3,027 | 372 | 6,627 | 6,277 | 128 | 108 | 39 |
| Drug stores, proprietary stores, total | 128 | 124 | 13,528 | 13,464 | 1,988 | 41,319 | 37,129 | 984 | 766 | 92 |
| Drug stores | (NA) | 100 | (NA) | (D) | (D) | (D) | (D) | (D) | (D) | (NA) |
| Proprietary stores | (NA) | 24 | (NA) | (D) | (D) | (D) | (D) | (D) | (D) | (NA) |
| Other retail stores, total | 442 | 298 | (D) | 26,608 | 3,148 | 61,307 | 58,191 | 1,109 | 930 | (D) |
| Liquor stores | 142 | 120 | 8,920 | 8,134 | 415 | 7,961 | 7,114 | 196 | 145 | 134 |
| Fuel, ice dealers | 13 | 5 | 1,144 | 1,048 | 237 | 3,816 | 3,660 | 58 | 55 | 10 |
| Feed, farm, garden supply stores | 27 | 13 | 2,194 | 1,834 | 117 | 2,340 | 2,310 | 36 | 35 | 28 |
| Jewelry stores | 51 | 31 | (D) | 3,929 | 630 | 12,368 | 12,163 | 167 | 157 | (D) |
| Book, stationery stores | 6 | 6 | (D) | (D) | (D) | (D) | (D) | (D) | (D) | (D) |
| Sporting goods, bicycle stores | 11 | 11 | (D) | (D) | (D) | (D) | (D) | (D) | (D) | (D) |
| Florists | 33 | 23 | 1,385 | 1,211 | 269 | 5,936 | 5,526 | 124 | 91 | 39 |
| Cigar stores, stands | 6 | 4 | 114 | (D) | 12 | 259 | 243 | 7 | 6 | 6 |
| News dealers, newsstands | 4 | 2 | (D) | (D) | (D) | (D) | (D) | (D) | (D) | (D) |
| Gift, novelty, souvenir stores | 24 | 14 | 621 | 537 | 69 | 1,658 | 1,563 | 44 | 38 | 26 |
| Music stores | 8 | 6 | (D) | (D) | (D) | (D) | (D) | (D) | (D) | (D) |
| Camera, photographic supply stores | 7 | 7 | 709 | 709 | 94 | 1,513 | 1,375 | 42 | 34 | 4 |
| Other retail stores (except second-hand) | 35 | 33 | (D) | (D) | (D) | (D) | (D) | (D) | (D) | (D) |
| Second-hand stores | 41 | 23 | 1,323 | 1,147 | 134 | 2,885 | 2,767 | 46 | 41 | 50 |
| Nonstore retailers, total | 131 | 29 | (D) | (D) | (D) | (D) | (D) | (D) | (D) | (D) |
| Mail order houses | 1 | 1 | (D) | (D) | (D) | (D) | (D) | (D) | (D) | (D) |
| Direct selling (house-to-house) organizations | 115 | 21 | 5,123 | 4,241 | 1,239 | 24,657 | 24,465 | 423 | 414 | 111 |
| Merchandise vending machine operators | 15 | 7 | (D) | (D) | (D) | (D) | (D) | (D) | (D) | (D) |

Standard Notes: (D) Withheld to avoid disclosure. (NA) Not available. n.e.c. Not elsewhere classified. XXXX Not applicable. (Z) Less than \$500. ... Represents zero.
¹ Group totals may include data for establishments without payroll which could not be classified by detailed kind of business.

KENTUCKY



KENTUCKY
(120 COUNTIES)

STANDARD METROPOLITAN AREAS

CODE

- 1 CINCINNATI, OHIO
- 2 HUNTINGTON, W. VA.
- 3 ASHLAND, KY.
- 4 LEXINGTON

LEGEND

- PLACES OF 25,000 TO 100,000
- ★ PLACES OF 100,000 AND OVER
- ▨ STANDARD METROPOLITAN AREAS

CONTENTS

| <u>Table</u> | <u>Page</u> |
|--|-------------|
| 101. Retail Trade: 1954 - The State..... | 17-4 |
| 101A. Retail Trade: 1954 and 1948 - The State..... | 17-5 |
| 102. Retail Trade: 1954 - Counties; Cities of 2,500 Inhabitants or More..... | 17-6 |
| 102A. Retail Trade: 1948 - Counties; Cities of 2,500 Inhabitants or More..... | 17-14 |
| 103. Retail Trade: 1954 - Standard Metropolitan Areas..... | 17-16 |
| 103A. Retail Trade: 1948 - Standard Metropolitan Areas..... | 17-21 |
| 104. Retail Trade: 1954 - Counties With 500 Establishments or More..... | 17-22 |
| 105. Retail Trade: 1954 - Cities With 500 Establishments or More..... | 17-27 |

The following pages contain revisions of data previously published on the corresponding pages of Retail Trade Bulletin Series R-1: 17-14.

RETAIL TRADE—AREA STATISTICS

Table 101. RETAIL TRADE: 1954 — THE STATE

Establishments, Sales, Payroll, and Personnel, by Kind of Business

| Kind of business | Establishments | | Sales | | Payroll, entire year (\$1,000) | Payroll, workweek ended nearest Nov. 15 | | Paid employees, workweek ended nearest Nov. 15 | | Proprietors (unincorporated businesses only) ¹ (Number) |
|--|--------------------------------|--------------------------|---|--|-----------------------------------|---|----------------------------|--|---------------------------|---|
| | Total ¹ (Number) | With payroll (Number) | Total, all establishments ¹ (\$1,000) | Establishments with payroll (\$1,000) | | Total (Dollars) | Full workweek (Dollars) | Total (Number) | Full workweek (Number) | |
| Retail trade, total | 26,472 | 16,040 | 2,201,101 | 1,996,277 | 210,269 | 4,024,421 | 3,745,501 | 92,202 | 76,410 | 28,770 |
| Food Stores | | | | | | | | | | |
| Total..... | 7,430 | 2,838 | 527,409 | 431,617 | 27,219 | 512,340 | 439,855 | 12,162 | 8,663 | 8,198 |
| Grocery stores..... | 6,721 | 2,463 | 495,816 | 405,324 | 24,215 | 451,722 | 384,360 | 10,687 | 7,480 | 7,388 |
| Meat markets..... | 84 | 64 | 8,394 | 7,854 | 676 | 12,852 | 12,213 | 243 | 202 | 101 |
| Fish (seafood) markets..... | 18 | 12 | (D) | (D) | (D) | (D) | (D) | (D) | (D) | (D) |
| Fruit stores, vegetable markets..... | 155 | 21 | 3,445 | 1,331 | 79 | 1,637 | 1,518 | 41 | 30 | 172 |
| Candy, nut, confectionery stores..... | 134 | 58 | 2,745 | 1,899 | 308 | 5,754 | 5,200 | 183 | 151 | 143 |
| Bakery products stores..... | 117 | 103 | 5,185 | 4,997 | 1,201 | 25,938 | 23,745 | 622 | 507 | 135 |
| Bakeries, with baking on premises..... | (NA) | 99 | (NA) | 4,748 | 1,171 | 25,303 | 23,215 | 607 | 496 | (NA) |
| Bakeries, without baking on premises..... | (NA) | 4 | (NA) | 249 | 30 | 635 | 530 | 15 | 11 | (NA) |
| Delicatessen stores..... | 74 | 50 | (D) | (D) | (D) | (D) | (D) | (D) | (D) | (D) |
| Food stores, n.e.c..... | 115 | 67 | 7,018 | 6,218 | 460 | 9,049 | 8,252 | 219 | 172 | 135 |
| Eating, Drinking Places | | | | | | | | | | |
| Total..... | 3,931 | 3,073 | 150,350 | 138,972 | 25,196 | 511,228 | 474,447 | 16,304 | 13,817 | 4,768 |
| Eating places (except refreshment stands)..... | 2,479 | 1,879 | 95,735 | 87,865 | 18,561 | 378,891 | 355,089 | 12,370 | 10,681 | 3,045 |
| Restaurants, cafeterias..... | (NA) | 1,860 | (NA) | 85,584 | 17,827 | 365,529 | 342,194 | 12,036 | 10,378 | (NA) |
| Caterers..... | (NA) | 5 | (NA) | 415 | 86 | 1,512 | 1,152 | 50 | 26 | (NA) |
| In-plant food contractors..... | (NA) | 14 | (NA) | 1,866 | 648 | 11,850 | 11,743 | 284 | 277 | (NA) |
| Refreshment stands..... | 300 | 234 | 6,688 | 5,948 | 799 | 14,387 | 11,684 | 602 | 406 | 341 |
| Drinking places..... | 1,146 | 960 | 47,883 | 45,159 | 5,836 | 117,950 | 107,674 | 3,332 | 2,730 | 1,376 |
| General Merchandise Group | | | | | | | | | | |
| Total..... | 2,201 | 1,159 | 258,970 | 235,616 | 31,101 | 585,623 | 516,851 | 16,368 | 11,785 | 2,253 |
| Department stores..... | 37 | 37 | 100,936 | 100,936 | 16,236 | 306,500 | 271,717 | 7,057 | 5,266 | 9 |
| Dry goods, general merchandise stores..... | 987 | 521 | (D) | (D) | (D) | (D) | (D) | (D) | (D) | (D) |
| General stores..... | 840 | 308 | (D) | (D) | (D) | (D) | (D) | (D) | (D) | (D) |
| Variety stores..... | 323 | 293 | 45,453 | 44,823 | 6,955 | 133,340 | 112,035 | 5,129 | 3,372 | 250 |
| Apparel, Accessories Stores | | | | | | | | | | |
| Total..... | 1,400 | 1,210 | 124,990 | 121,466 | 16,366 | 301,254 | 279,313 | 7,806 | 6,144 | 1,285 |
| Shoe stores..... | 269 | 227 | 19,020 | 18,134 | 2,256 | 40,000 | 36,301 | 953 | 675 | 194 |
| Men's shoe stores..... | (NA) | 28 | (NA) | (D) | (D) | (D) | (D) | (D) | (D) | (NA) |
| Women's shoe stores..... | (NA) | 57 | (NA) | 5,262 | 738 | 12,376 | 11,280 | 296 | 197 | (NA) |
| Children's, juveniles' shoe stores..... | (NA) | 2 | (NA) | (D) | (D) | (D) | (D) | (D) | (D) | (NA) |
| Family shoe stores..... | (NA) | 140 | (NA) | (D) | (D) | (D) | (D) | (D) | (D) | (NA) |
| Men's, boys' clothing and furnishings stores..... | (NA) | 213 | (NA) | 26,684 | 3,920 | 69,743 | 66,536 | 1,424 | 1,190 | (NA) |
| Men's, boys' clothing stores..... | (NA) | 156 | (NA) | 22,860 | 3,510 | 62,170 | 59,769 | 1,237 | 1,055 | (NA) |
| Men's, boys' furnishings stores..... | (NA) | 57 | (NA) | 3,824 | 410 | 7,573 | 6,767 | 187 | 135 | (NA) |
| Family clothing stores..... | (NA) | 297 | (NA) | 29,012 | 3,164 | 59,719 | 54,152 | 1,739 | 1,279 | (NA) |
| Women's clothing, specialty stores..... | 455 | 389 | 43,759 | 42,641 | 6,357 | 118,089 | 109,650 | 3,333 | 2,707 | 383 |
| Ready-to-wear stores..... | (NA) | 312 | (NA) | 38,623 | 5,856 | 107,966 | 100,435 | 3,015 | 2,446 | (NA) |
| Millinery stores..... | (NA) | 45 | (NA) | 1,516 | 260 | 5,147 | 4,670 | 147 | 115 | (NA) |
| Clothing, specialty stores, n.e.c..... | (NA) | 32 | (NA) | 2,502 | 241 | 4,976 | 4,545 | 171 | 146 | (NA) |
| Children's, infants' wear stores..... | 59 | 51 | 3,124 | 3,036 | 323 | 5,670 | 5,232 | 197 | 155 | 69 |
| Apparel stores, n.e.c..... | 39 | 33 | 1,997 | 1,959 | 346 | 8,033 | 7,442 | 160 | 138 | 39 |
| Furniture, Home Furnishings, Appliance Dealers | | | | | | | | | | |
| Total..... | 1,172 | 866 | 98,323 | 92,789 | 12,619 | 240,379 | 232,772 | 4,260 | 3,973 | 1,263 |
| Furniture, home furnishings stores..... | 627 | 491 | 59,362 | 57,096 | 8,252 | 154,601 | 151,648 | 2,666 | 2,521 | 680 |
| Furniture stores..... | (NA) | 392 | (NA) | 50,763 | 7,183 | 135,580 | 133,327 | 2,309 | 2,197 | (NA) |
| Floor covering stores..... | (NA) | 29 | (NA) | 2,447 | 488 | 7,372 | 7,024 | 127 | 113 | (NA) |
| Home furnishings stores, n.e.c., antique stores..... | (NA) | 70 | (NA) | 3,886 | 581 | 11,649 | 11,297 | 230 | 211 | (NA) |
| Household appliance, radio, TV stores..... | 535 | 375 | 38,813 | 35,693 | 4,367 | 85,778 | 81,124 | 1,594 | 1,452 | 573 |
| Household appliance stores..... | (NA) | 178 | (NA) | 16,276 | 2,142 | 42,850 | 41,859 | 788 | 753 | (NA) |
| Appliance, radio, TV stores..... | (NA) | 133 | (NA) | 15,998 | 1,788 | 34,415 | 31,260 | 633 | 553 | (NA) |
| Radio, TV stores..... | (NA) | 64 | (NA) | 3,419 | 437 | 8,513 | 8,005 | 173 | 146 | (NA) |
| Automotive Group | | | | | | | | | | |
| Total..... | 1,509 | 1,175 | 428,346 | 419,152 | 37,163 | 702,178 | 694,219 | 11,032 | 10,757 | 1,560 |
| Passenger car dealers (franchised)..... | 765 | 719 | 350,587 | 349,005 | 31,241 | 590,102 | 584,442 | 9,214 | 9,057 | 760 |
| Passenger car dealers (nonfranchised)..... | 390 | 176 | 43,849 | 37,659 | 2,840 | 41,184 | 40,434 | 626 | 591 | 487 |
| Tire, battery, accessory dealers..... | 317 | 249 | 27,038 | 25,682 | 3,382 | 63,593 | 62,270 | 1,079 | 1,003 | 277 |
| Motorcycle, aircraft, boat dealers..... | 15 | 15 | 1,296 | 1,296 | 131 | 2,309 | 2,256 | 43 | 41 | 17 |
| Household trailer dealers..... | 16 | 16 | 5,510 | 5,510 | 229 | 4,990 | 4,817 | 70 | 65 | 13 |
| Automotive dealers, n.e.c..... | ... | ... | ... | ... | ... | ... | ... | ... | ... | ... |
| Gasoline Service Stations | | | | | | | | | | |
| Total..... | 2,641 | 1,697 | 144,033 | 122,165 | 10,516 | 211,735 | 198,691 | 5,055 | 4,318 | 2,926 |
| Lumber, Bldg. Mats., Hardware, Farm Equipment Dealers | | | | | | | | | | |
| Total..... | 1,528 | 1,210 | 186,161 | 178,155 | 21,029 | 404,921 | 385,680 | 7,061 | 6,517 | 1,695 |
| Farm equipment dealers..... | 305 | 279 | 45,916 | 44,428 | 3,593 | 69,431 | 67,510 | 1,321 | 1,259 | 370 |
| Lumber, building materials dealers..... | 471 | 375 | 85,253 | 83,177 | 11,483 | 217,282 | 204,190 | 3,497 | 3,185 | 483 |
| Paint, glass, wallpaper stores..... | 129 | 99 | 7,154 | 6,552 | 955 | 17,347 | 17,036 | 319 | 302 | 110 |
| Plumbing, electrical supply stores..... | 77 | 49 | 4,844 | 4,466 | 904 | 20,355 | 20,135 | 288 | 282 | 93 |
| Hardware stores..... | 546 | 408 | 42,994 | 39,532 | 4,094 | 80,506 | 76,809 | 1,636 | 1,489 | 639 |
| Drug Stores, Proprietary Stores | | | | | | | | | | |
| Total..... | 782 | 740 | 73,695 | 72,707 | 9,489 | 181,627 | 165,280 | 4,870 | 3,925 | 850 |
| Drug stores..... | (NA) | 648 | (NA) | 68,273 | 9,002 | 173,482 | 157,765 | 4,591 | 3,696 | (NA) |
| Proprietary stores..... | (NA) | 92 | (NA) | 4,434 | 487 | 8,145 | 7,515 | 279 | 229 | (NA) |
| Other Retail Stores | | | | | | | | | | |
| Total..... | 3,096 | 1,918 | 181,793 | 163,329 | 16,471 | 317,174 | 303,265 | 6,297 | 5,573 | 3,157 |
| Liquor stores..... | 468 | 390 | 41,071 | 38,281 | 1,946 | 37,420 | 34,724 | 847 | 716 | 475 |
| Fuel, ice dealers..... | 383 | 239 | 24,339 | 22,507 | 3,128 | 62,963 | 60,959 | 1,192 | 1,079 | 384 |
| Fuel dealers (coal, wood)..... | (NA) | 126 | (NA) | 11,264 | 1,408 | 29,220 | 27,970 | 626 | 540 | (NA) |
| Liquefied petroleum gas dealers..... | (NA) | 84 | (NA) | 10,020 | 1,570 | 31,017 | 30,340 | 506 | 489 | (NA) |
| Fuel oil dealers..... | (NA) | 6 | (NA) | (D) | (D) | (D) | (D) | (D) | (D) | (NA) |
| Ice dealers..... | (NA) | 23 | (NA) | (D) | (D) | (D) | (D) | (D) | (D) | (NA) |
| Hay, grain, feed stores..... | 292 | 228 | 40,240 | 37,962 | 2,156 | 40,020 | 38,844 | 820 | 776 | 301 |
| Farm, garden supply stores..... | 147 | 89 | 14,213 | 12,851 | 979 | 19,063 | 18,192 | 321 | 297 | 157 |

Standard Notes: (D) Withheld to avoid disclosure. (NA) Not available. n.e.c. Not elsewhere classified. XXX Not applicable. (Z) Less than \$500. ... Represents zero.
¹ Group totals may include data for establishments without payroll which could not be classified by detailed kind of business.

Table 101. RETAIL TRADE: 1954 — THE STATE — Continued

Establishments, Sales, Payroll, and Personnel, by Kind of Business

| Kind of business | Establishments | | Sales | | Payroll, entire year (\$1,000) | Payroll, workweek ended nearest Nov. 15 | | Paid employees, workweek ended nearest Nov. 15 | | Proprietors (unincorporated businesses only) ¹ (Number) |
|--|--------------------------------|--------------------------|---|--|-----------------------------------|---|----------------------------|--|---------------------------|---|
| | Total ¹ (Number) | With payroll (Number) | Total, all establishments ¹ (\$1,000) | Establishments with payroll (\$1,000) | | Total (Dollars) | Full workweek (Dollars) | Total (Number) | Full workweek (Number) | |
| Other Retail Stores—Con. | | | | | | | | | | |
| Jewelry stores..... | 341 | 237 | 18,093 | 16,927 | 2,876 | 52,822 | 51,000 | 949 | 840 | 331 |
| Book stores..... | 20 | 14 | 1,351 | 1,175 | 165 | 2,995 | 2,795 | 78 | 68 | 15 |
| Stationery stores..... | 24 | 20 | 1,563 | (D) | (D) | (D) | (D) | (D) | (D) | (D) |
| Sporting goods stores..... | 67 | 43 | 2,723 | 2,283 | 209 | 4,215 | 3,930 | 86 | 78 | 71 |
| Bicycle stores..... | 19 | 15 | 468 | 394 | 41 | 880 | 880 | 17 | 17 | 17 |
| Florists..... | 243 | 171 | 7,307 | 6,501 | 1,032 | 20,840 | 20,215 | 491 | 445 | 268 |
| Cigar stores, stands..... | 16 | 12 | 906 | (D) | (D) | (D) | (D) | (D) | (D) | (D) |
| News dealers, newsstands..... | 54 | 16 | 1,203 | (D) | (D) | (D) | (D) | (D) | (D) | (D) |
| Gift, novelty, souvenir stores..... | 123 | 51 | 2,210 | 1,624 | 264 | 5,353 | 4,914 | 150 | 117 | 131 |
| Music stores..... | 55 | 29 | 2,710 | 2,426 | 398 | 9,232 | 9,114 | 134 | 131 | 54 |
| Camera, photographic supply stores..... | 20 | 18 | 2,124 | 2,106 | 252 | 4,652 | 4,546 | 75 | 69 | 12 |
| Luggage, leather goods stores..... | 5 | 5 | (D) | (D) | 75 | 1,468 | 1,435 | 23 | 19 | 4 |
| Optical goods stores..... | 32 | 24 | 1,825 | 1,723 | 492 | 8,805 | 8,752 | 114 | 112 | 22 |
| Office, store machine and equipment dealers..... | 22 | 18 | (D) | 1,230 | 213 | 4,320 | 4,181 | 70 | 59 | 27 |
| Retail stores (except second-hand) n.e.c..... | 93 | 93 | 4,289 | 4,289 | 833 | 15,727 | 15,122 | 284 | 239 | 84 |
| Second-hand stores..... | 300 | 206 | 8,531 | 7,689 | 1,057 | 20,053 | 17,791 | 479 | 371 | 261 |
| Nonstore Retailers | | | | | | | | | | |
| Total..... | 782 | 154 | 27,031 | 20,309 | 3,100 | 55,962 | 55,128 | 987 | 938 | 815 |
| Mail order houses..... | 7 | 3 | 140 | (D) | (D) | (D) | (D) | (D) | (D) | (D) |
| Direct selling (house-to-house) organizations..... | 702 | 110 | 18,603 | 12,483 | 2,344 | 41,829 | 41,111 | 785 | 744 | 738 |
| Merchandise vending machine operators..... | 73 | 41 | 8,288 | (D) | (D) | (D) | (D) | (D) | (D) | (D) |

Standard Notes: (D) Withheld to avoid disclosure. (NA) Not available. n.e.c. Not elsewhere classified. XXX Not applicable. (Z) Less than \$500. ... Represents zero.
¹ Group totals may include data for establishments without payroll which could not be classified by detailed kind of business.

Table 101 A. RETAIL TRADE: 1954 AND 1948¹ — THE STATE

Establishments and Sales by Kind of Business

| Kind of business | 1954 | | | | 1948 ¹ | | | |
|---|--------------------------------|--------------------------|---|--|-------------------|--------------------------|--|--|
| | Establishments | | Sales | | Establishments | | Sales | |
| | Total ² (Number) | With payroll (Number) | Total, all establishments ² (\$1,000) | Establishments with payroll (\$1,000) | Total (Number) | With payroll (Number) | Total, all establishments (\$1,000) | Establishments with payroll (\$1,000) |
| Retail trade, total..... | 26,472 | 16,040 | 2,201,101 | 1,996,277 | 26,338 | 15,784 | 1,661,652 | 1,487,431 |
| Food stores, total..... | 7,430 | 2,838 | 527,409 | 431,617 | 9,398 | 3,411 | 396,937 | 304,631 |
| Grocery stores..... | 6,721 | 2,463 | 495,816 | 405,324 | 8,753 | 3,005 | 371,285 | 281,876 |
| Other food stores..... | 697 | 375 | 31,435 | 26,293 | 645 | 406 | 25,652 | 22,755 |
| Eating, drinking places, total..... | 3,931 | 3,073 | 150,350 | 138,972 | 3,987 | 3,075 | 113,192 | 103,384 |
| Eating places..... | 2,779 | 2,113 | 102,423 | 93,813 | 2,585 | 2,033 | 69,565 | 64,583 |
| Drinking places..... | 1,146 | 960 | 47,883 | 45,159 | 1,402 | 1,042 | 43,627 | 38,801 |
| General merchandise group..... | 2,201 | 1,159 | 258,970 | 235,616 | 2,355 | 1,233 | 236,958 | 216,132 |
| Apparel, accessories stores, total..... | 1,400 | 1,210 | 124,990 | 121,466 | 1,254 | 1,010 | 116,810 | 112,506 |
| Shoe stores..... | 269 | 227 | 19,020 | 18,134 | 214 | 173 | 16,165 | 15,419 |
| Other apparel stores..... | 1,099 | 983 | 105,408 | 103,332 | 1,040 | 837 | 100,645 | 97,087 |
| Furniture, home furnishings, appliance dealers..... | 1,172 | 866 | 98,323 | 92,789 | 1,103 | 829 | 83,097 | 77,674 |
| Automotive group..... | 1,509 | 1,175 | 428,346 | 419,152 | 1,282 | 1,141 | 281,383 | 274,569 |
| Gasoline service stations..... | 2,641 | 1,697 | 144,033 | 122,165 | 2,464 | 1,550 | 78,923 | 64,708 |
| Lumber, bldg. mats., hardware, farm equip. dealers, total..... | 1,528 | 1,210 | 186,161 | 178,155 | 1,429 | 1,164 | 152,405 | 146,339 |
| Farm equipment dealers..... | 305 | 279 | 45,916 | 44,428 | 235 | 216 | 30,537 | 29,790 |
| Lumber, bldg. mats., supplies, equipment, hardware dealers..... | 1,223 | 931 | 140,245 | 133,727 | 1,194 | 948 | 121,868 | 116,549 |
| Drug stores, proprietary stores, total..... | 782 | 740 | 73,695 | 72,707 | 790 | 708 | 58,509 | 57,043 |
| Drug stores..... | (NA) | 648 | (NA) | 68,273 | 675 | 619 | 53,816 | 55,715 |
| Proprietary stores..... | (NA) | 92 | (NA) | 4,434 | 115 | 89 | 4,693 | 1,328 |
| Other retail stores, total..... | 3,096 | 1,918 | 181,793 | 163,329 | 2,234 | 1,622 | 134,971 | (D) |
| Liquor stores..... | 468 | 390 | 41,071 | 38,281 | 503 | 381 | 36,410 | 30,877 |
| Fuel, ice dealers..... | 383 | 239 | 24,339 | 22,507 | 272 | 241 | 18,640 | 18,193 |
| Feed, farm, garden supply stores..... | 439 | 317 | 54,453 | 50,813 | 370 | 276 | 39,525 | 36,966 |
| Jewelry stores..... | 341 | 237 | 18,093 | 16,927 | 239 | 183 | 13,026 | 12,075 |
| Other retail stores..... | 1,093 | 735 | 38,921 | 34,801 | 850 | 541 | 27,370 | (D) |
| Nonstore retailers..... | 782 | 154 | 27,031 | 20,309 | 42 | 41 | 8,467 | (D) |

Standard Notes: (D) Withheld to avoid disclosure. (NA) Not available. ... Represents zero.
¹ Data in this table differ from those which appeared in the publications of the 1948 Census of Retail Trade. For a description of the adjustments see Comparison of 1948 and 1954 Censuses in the Introduction.
² Group totals may include data for establishments without payroll which could not be classified by detailed kind of business.

RETAIL TRADE—AREA STATISTICS

Table 102. RETAIL TRADE: 1954 — COUNTIES;
Total Retail — Establishments, Sales, Payroll, and Personnel;

| Line No. | County and city | Total | | | | | | | Kind-of-business group | | | | |
|----------|--------------------------|----------------|-----------------------|-------------------------------------|---------------------------------------|--------------------------------|--|------------------------|---|-------------------------|-----------------|-------------------------|-----------------|
| | | Establishments | | Sales | | Payroll, entire year (\$1,000) | Paid employees, workweek ended nearest Nov. 15 | | Proprietors (unincorporated businesses only) (Number) | Food stores | | Eating, drinking places | |
| | | Total (Number) | With payroll (Number) | Total, all establishments (\$1,000) | Establishments with payroll (\$1,000) | | Total (Number) | Full workweek (Number) | | Establishments (Number) | Sales (\$1,000) | Establishments (Number) | Sales (\$1,000) |
| 1 | Kentucky, total..... | 26,472 | 16,040 | 2,201,101 | 1,996,277 | 210,269 | 92,202 | 76,410 | 28,770 | 7,430 | 527,409 | 3,931 | 150,350 |
| 2 | Adair County..... | 136 | 64 | 6,882 | 5,694 | 429 | 247 | 193 | 158 | 38 | 1,475 | 4 | 152 |
| 3 | Allen County..... | 113 | 55 | 8,924 | 6,792 | 545 | 282 | 249 | 131 | 31 | 1,611 | 15 | 350 |
| 4 | Anderson County..... | 81 | 47 | 5,219 | 4,735 | 380 | 178 | 139 | 89 | 27 | 1,365 | 8 | 288 |
| 5 | Ballard County..... | 112 | 60 | 5,239 | 4,127 | 287 | 132 | 117 | 121 | 36 | 1,766 | 8 | 100 |
| 6 | Barren County..... | 290 | 152 | 21,550 | 18,636 | 1,886 | 933 | 763 | 313 | 81 | 4,539 | 24 | 715 |
| 7 | Glasgow..... | 172 | 108 | 16,025 | 14,807 | 1,518 | 738 | 587 | 175 | 52 | 3,239 | 15 | 404 |
| 8 | Remainder of County..... | 118 | 44 | 5,525 | 3,829 | 368 | 195 | 176 | 138 | 29 | 1,300 | 9 | 311 |
| 9 | Bath County..... | 85 | 39 | 3,573 | 2,767 | 164 | 94 | 69 | 95 | 30 | 1,340 | 8 | 81 |
| 10 | Bell County..... | 308 | 186 | 23,426 | 21,286 | 2,142 | 1,057 | 877 | 328 | 106 | 6,453 | 43 | 1,595 |
| 11 | Middlesboro..... | 170 | 114 | 15,421 | 14,559 | 1,500 | 714 | 601 | 173 | 52 | 3,477 | 24 | 1,087 |
| 12 | Pineville..... | 83 | 59 | 6,438 | 5,958 | 611 | 320 | 256 | 90 | 20 | 2,242 | 12 | 275 |
| 13 | Remainder of County..... | 55 | 13 | 1,567 | 769 | 31 | 23 | 20 | 65 | 34 | 734 | 7 | 233 |
| 14 | Boone County..... | 140 | 78 | 8,765 | 7,471 | 577 | 266 | 207 | 152 | 39 | 2,341 | 25 | 836 |
| 15 | Bourbon County..... | 168 | 132 | 14,984 | 14,128 | 1,489 | 617 | 506 | 193 | 38 | 4,290 | 25 | 673 |
| 16 | Paris..... | 132 | 112 | 13,464 | 12,924 | 1,424 | 581 | 477 | 145 | 27 | 3,755 | 21 | 628 |
| 17 | Remainder of County..... | 36 | 20 | 1,520 | 1,204 | 65 | 36 | 29 | 48 | 11 | 535 | 4 | 45 |
| 18 | Boyd County..... | 530 | 334 | 52,105 | 48,085 | 5,160 | 2,267 | 1,870 | 529 | 154 | 13,536 | 57 | 1,788 |
| 19 | Ashland..... | 419 | 273 | 46,207 | 43,075 | 4,839 | 2,097 | 1,735 | 410 | 114 | 11,586 | 41 | 1,458 |
| 20 | Catlettsburg..... | 85 | 47 | 4,577 | 3,903 | 247 | 118 | 99 | 88 | 24 | 1,398 | 14 | (D) |
| 21 | Remainder of County..... | 26 | 14 | 1,107 | 1,107 | 74 | 52 | 36 | 31 | 16 | 552 | 2 | (D) |
| 22 | Boyle County..... | 179 | 133 | 18,304 | 17,500 | 2,020 | 885 | 785 | 175 | 37 | 3,938 | 15 | 681 |
| 23 | Danville..... | 141 | 107 | 16,434 | 15,840 | 1,885 | 797 | 723 | 134 | 29 | 3,358 | 11 | 521 |
| 24 | Remainder of County..... | 38 | 26 | 1,870 | 1,660 | 135 | 88 | 62 | 41 | 8 | 580 | 4 | 160 |
| 25 | Bracken County..... | 90 | 50 | 4,904 | 4,320 | 315 | 160 | 126 | 96 | 24 | 1,203 | 12 | 219 |
| 26 | Breathitt County..... | 99 | 41 | 5,172 | 4,078 | 262 | 129 | 111 | 113 | 29 | 1,543 | 9 | 172 |
| 27 | Breckinridge County..... | 117 | 55 | 5,596 | 4,420 | 291 | 155 | 130 | 123 | 35 | 1,476 | 10 | 190 |
| 28 | Bullitt County..... | 105 | 61 | 6,633 | 5,759 | 376 | 184 | 156 | 126 | 37 | 2,221 | 13 | 212 |
| 29 | Butler County..... | 92 | 20 | 2,241 | 1,125 | 81 | 46 | 39 | 95 | 47 | 739 | 3 | 20 |
| 30 | Caldwell County..... | 143 | 89 | 9,556 | 8,228 | 628 | 337 | 280 | 185 | 41 | 2,485 | 14 | 249 |
| 31 | Princeton..... | 115 | 77 | 8,313 | 7,393 | 569 | 314 | 258 | 149 | 34 | 2,248 | 13 | (D) |
| 32 | Remainder of County..... | 28 | 12 | 1,243 | 835 | 59 | 23 | 22 | 36 | 7 | 237 | 1 | (D) |
| 33 | Calloway County..... | 250 | 138 | 17,117 | 13,599 | 1,150 | 552 | 481 | 303 | 80 | 3,448 | 18 | 607 |
| 34 | Murray..... | 184 | 114 | 14,082 | 11,630 | 1,031 | 498 | 431 | 226 | 43 | 2,621 | 17 | (D) |
| 35 | Remainder of County..... | 66 | 24 | 3,035 | 1,969 | 119 | 54 | 50 | 77 | 37 | 827 | 1 | (D) |
| 36 | Campbell County..... | 843 | 577 | 70,252 | 65,294 | 7,249 | 3,037 | 2,309 | 919 | 221 | 21,435 | 228 | 10,813 |
| 37 | Bellevue..... | 83 | 61 | 4,042 | 3,496 | 382 | 212 | 130 | 99 | 29 | 1,563 | 13 | 661 |
| 38 | Dayton..... | 94 | 56 | 5,046 | 4,476 | 365 | 170 | 114 | 102 | 35 | 2,715 | 26 | 707 |
| 39 | Fort Thomas..... | 57 | 39 | 4,950 | 4,672 | 472 | 230 | 153 | 60 | 10 | 2,711 | 9 | 401 |
| 40 | Newport..... | 450 | 336 | 47,470 | 45,124 | 5,140 | 2,020 | 1,610 | 479 | 118 | 12,750 | 117 | 5,609 |
| 41 | Remainder of County..... | 159 | 85 | 8,744 | 7,526 | 890 | 405 | 302 | 179 | 29 | 1,696 | 63 | 3,435 |
| 42 | Carlisle County..... | 65 | 37 | 4,615 | 4,023 | 238 | 126 | 108 | 72 | 18 | 949 | 12 | 167 |
| 43 | Carroll County..... | 108 | 84 | 7,577 | 7,077 | 611 | 315 | 260 | 132 | 24 | 2,222 | 22 | 740 |
| 44 | Carrollton..... | 80 | 64 | 6,048 | 5,662 | 512 | 258 | 212 | 98 | 14 | 1,709 | 15 | 568 |
| 45 | Remainder of County..... | 28 | 20 | 1,529 | 1,415 | 99 | 57 | 48 | 34 | 10 | 513 | 7 | 172 |
| 46 | Carter County..... | 178 | 96 | 9,108 | 7,242 | 546 | 293 | 260 | 214 | 52 | 2,560 | 15 | 345 |
| 47 | Casey County..... | 110 | 32 | 4,851 | 3,293 | 185 | 109 | 91 | 131 | 44 | 1,237 | 7 | 154 |
| 48 | Christian County..... | 397 | 271 | 38,520 | 35,930 | 3,643 | 1,782 | 1,563 | 401 | 97 | 7,800 | 77 | 3,597 |
| 49 | Hopkinsville..... | 276 | 206 | 30,318 | 28,928 | 3,134 | 1,509 | 1,321 | 280 | 62 | 6,342 | 56 | 2,491 |
| 50 | Remainder of County..... | 121 | 65 | 8,202 | 7,002 | 509 | 273 | 242 | 121 | 35 | 1,458 | 21 | 1,106 |
| 51 | Clark County..... | 187 | 135 | 16,413 | 15,185 | 1,434 | 652 | 524 | 221 | 34 | 4,077 | 20 | 681 |
| 52 | Winchester..... | 167 | 123 | 15,268 | 14,116 | 1,358 | 601 | 484 | 200 | 31 | (D) | 17 | 526 |
| 53 | Remainder of County..... | 20 | 12 | 1,145 | 1,069 | 76 | 51 | 40 | 21 | 3 | (D) | 3 | 155 |
| 54 | Clay County..... | 156 | 48 | 6,520 | 4,996 | 372 | 178 | 153 | 166 | 50 | 1,112 | 12 | 236 |
| 55 | Clinton County..... | 71 | 33 | 3,276 | 2,506 | 147 | 90 | 76 | 85 | 20 | 715 | 3 | 87 |
| 56 | Crittenden County..... | 106 | 54 | 5,331 | 4,227 | 355 | 169 | 147 | 126 | 36 | 1,290 | 11 | 248 |
| 57 | Cumberland County..... | 69 | 29 | 3,389 | 2,453 | 205 | 120 | 90 | 76 | 16 | 730 | 5 | 65 |
| 58 | Davies County..... | 650 | 408 | 63,785 | 58,043 | 6,895 | 2,946 | 2,369 | 720 | 172 | 16,061 | 116 | 4,643 |
| 59 | Owensboro..... | 558 | 371 | 58,182 | 54,116 | 6,605 | 2,811 | 2,273 | 606 | 136 | 13,238 | 98 | 3,972 |
| 60 | Remainder of County..... | 95 | 37 | 5,603 | 3,927 | 290 | 135 | 96 | 114 | 36 | 2,823 | 18 | 671 |
| 61 | Edmonson County..... | 70 | 22 | 2,529 | 1,515 | 150 | 62 | 61 | 81 | 9 | 384 | 5 | 47 |
| 62 | Elliott County..... | 51 | 9 | 1,070 | 446 | 23 | 17 | 15 | 54 | 22 | 377 | 1 | (D) |

Standard Notes: (D) Withheld to avoid disclosure. (NA) Not available. XXX Not applicable. (Z) Less than \$500. ... Represents zero.

CITIES OF 2,500 INHABITANTS OR MORE

Kind-of-Business Group — Establishments and Sales

| Kind-of-business group—Continued | | | | | | | | | | | | | | | | | | | Line No. |
|--------------------------------------|--------------------|--------------------------------------|--------------------|--|--------------------|-----------------------------------|--------------------|--------------------------------------|--------------------|--|--------------------|-----------------------------------|--------------------|--------------------------------------|--------------------|--------------------------------------|--------------------|----|----------|
| General merchandise group | | Apparel, accessories stores | | Furniture, home furnishings, appliance dealers | | Automotive group | | Gasoline service stations | | Lumber, bldg. matls., hardware, farm equipment dealers | | Drug stores, proprietary stores | | Other retail stores | | Nonstore retailers | | | |
| Estab- lish- ments (Number) | Sales (\$1,000) | Estab- lish- ments (Number) | Sales (\$1,000) | Estab- lish- ments (Number) | Sales (\$1,000) | Estab- lish- ments (No.) | Sales (\$1,000) | Estab- lish- ments (Number) | Sales (\$1,000) | Estab- lish- ments (Number) | Sales (\$1,000) | Estab- lish- ments (No.) | Sales (\$1,000) | Estab- lish- ments (Number) | Sales (\$1,000) | Estab- lish- ments (Number) | Sales (\$1,000) | | |
| 2,201 | 258,970 | 1,400 | 124,990 | 1,172 | 98,323 | 1,509 | 428,346 | 2,641 | 144,033 | 1,528 | 186,161 | 782 | 73,695 | 3,096 | 181,793 | 782 | 27,031 | 1 | |
| 16 | 755 | 7 | 355 | 9 | 310 | 11 | 1,510 | 14 | 491 | 5 | 566 | 3 | 229 | 20 | 967 | 9 | 72 | 2 | |
| 13 | 774 | 7 | 494 | 2 | (D) | 10 | 2,519 | 9 | 426 | 11 | 1,548 | 3 | 202 | 6 | (D) | 6 | 86 | 3 | |
| 9 | 538 | 4 | 141 | 4 | 126 | 7 | 1,251 | 3 | 296 | 6 | 362 | 2 | (D) | 11 | (D) | ... | ... | 4 | |
| 8 | 298 | 1 | (D) | 11 | 305 | 4 | 649 | 15 | 465 | 8 | 642 | 5 | (D) | 16 | 842 | ... | ... | 5 | |
| 33 | 2,347 | 11 | 1,271 | 14 | 637 | 21 | 4,917 | 27 | 1,879 | 26 | 3,148 | 8 | 723 | 38 | 1,301 | 7 | 73 | 6 | |
| 10 | 1,517 | 9 | (D) | 11 | 524 | 14 | 4,088 | 15 | 1,202 | 15 | 2,473 | 5 | 576 | 19 | (D) | 7 | 73 | 7 | |
| 23 | 830 | 2 | (D) | 3 | 113 | 7 | 829 | 12 | 677 | 11 | 675 | 3 | 147 | 19 | (D) | ... | ... | 8 | |
| 13 | 375 | 4 | 113 | 3 | (D) | 3 | 431 | 7 | 270 | 7 | 245 | 4 | 93 | 6 | (D) | ... | ... | 9 | |
| 17 | 2,870 | 20 | 1,314 | 19 | 1,684 | 18 | 4,362 | 22 | 1,557 | 14 | 1,210 | 6 | 873 | 35 | 1,345 | 8 | 163 | 10 | |
| 9 | 2,245 | 10 | 757 | 15 | 1,468 | 7 | 3,092 | 12 | (D) | 11 | 795 | 3 | 563 | 21 | 1,013 | 6 | (D) | 11 | |
| 2 | (D) | 10 | 557 | 4 | 216 | 11 | 1,270 | 9 | 657 | 3 | 415 | 3 | 310 | 9 | (D) | ... | ... | 12 | |
| 6 | (D) | ... | ... | ... | ... | ... | ... | 1 | (D) | ... | ... | ... | 5 | (D) | 2 | (D) | (D) | 13 | |
| 10 | 496 | ... | ... | 3 | (D) | 10 | 1,521 | 21 | 839 | 11 | 1,452 | 2 | (D) | 11 | 853 | 8 | 84 | 14 | |
| 8 | 981 | 11 | 459 | 8 | 559 | 12 | 2,117 | 17 | 1,071 | 14 | 2,491 | 4 | 367 | 26 | 1,938 | 5 | 38 | 15 | |
| 7 | (D) | 10 | (D) | 7 | (D) | 5 | 1,959 | 12 | 874 | 12 | (D) | 3 | (D) | 23 | (D) | 5 | 38 | 16 | |
| 1 | (D) | 1 | (D) | 1 | (D) | 7 | 158 | 5 | 197 | 2 | (D) | 1 | (D) | 3 | (D) | ... | ... | 17 | |
| 19 | 7,829 | 45 | 3,711 | 45 | 3,231 | 37 | 10,510 | 48 | 2,698 | 29 | 2,812 | 14 | 1,540 | 64 | 3,989 | 18 | 461 | 18 | |
| 12 | 7,199 | 43 | (D) | 39 | 3,033 | 33 | 10,479 | 39 | 2,370 | 23 | 2,500 | 12 | (D) | 47 | 2,239 | 16 | (D) | 19 | |
| 3 | (D) | 2 | (D) | 5 | (D) | 3 | (D) | 9 | 328 | 6 | 312 | 1 | (D) | 16 | (D) | 2 | (D) | 20 | |
| 4 | (D) | ... | ... | 1 | (D) | 1 | (D) | ... | ... | ... | ... | 1 | (D) | 1 | (D) | ... | ... | 21 | |
| 7 | 2,374 | 19 | 1,395 | 13 | 370 | 14 | 4,126 | 24 | 1,313 | 17 | 2,590 | 6 | 523 | 21 | 928 | 6 | 66 | 22 | |
| 4 | 2,303 | 17 | (D) | 11 | (D) | 14 | 4,126 | 18 | 1,084 | 12 | 2,181 | 4 | (D) | 16 | (D) | 5 | (D) | 23 | |
| 3 | 71 | 2 | (D) | 2 | (D) | ... | ... | 6 | 229 | 5 | 409 | 2 | (D) | 5 | (D) | 1 | (D) | 24 | |
| 16 | 496 | 2 | (D) | 1 | (D) | 3 | 936 | 8 | 138 | 11 | 1,608 | 3 | 84 | 8 | 108 | 2 | (D) | 25 | |
| 23 | 1,024 | 2 | (D) | 7 | 227 | 4 | 975 | 10 | 454 | 5 | 424 | 2 | (D) | 6 | 152 | 2 | (D) | 26 | |
| 31 | 1,239 | ... | ... | 2 | (D) | 2 | (D) | 18 | 632 | 10 | 812 | 2 | (D) | 7 | 464 | ... | ... | 27 | |
| 11 | 476 | 4 | (D) | 1 | (D) | 7 | 1,097 | 15 | 720 | 7 | 982 | 3 | 233 | 5 | 577 | 2 | (D) | 28 | |
| 19 | 553 | 2 | (D) | 3 | 75 | 1 | (D) | 6 | 248 | 5 | 309 | 2 | (D) | 4 | (D) | ... | ... | 29 | |
| 16 | 946 | 8 | 336 | 6 | (D) | 10 | 1,862 | 19 | 864 | 12 | 1,226 | 5 | 317 | 11 | 878 | 1 | (D) | 30 | |
| 10 | 836 | 8 | 336 | 4 | 210 | 10 | 1,862 | 14 | 765 | 8 | 859 | 5 | 317 | 8 | 641 | 1 | (D) | 31 | |
| 6 | 110 | ... | ... | 2 | (D) | ... | ... | 5 | 99 | 4 | 367 | ... | ... | 3 | 237 | ... | ... | 32 | |
| 16 | 1,427 | 8 | 502 | 10 | 524 | 40 | 5,137 | 24 | 1,169 | 18 | 1,981 | 7 | 510 | 25 | 1,760 | 4 | 52 | 33 | |
| 7 | 1,002 | 8 | 502 | 9 | (D) | 33 | 4,517 | 20 | 934 | 15 | 1,601 | 6 | (D) | 22 | (D) | 4 | 52 | 34 | |
| 9 | 425 | ... | ... | 1 | (D) | 7 | 620 | 4 | 235 | 3 | 380 | 1 | (D) | 3 | (D) | ... | ... | 35 | |
| 32 | 2,644 | 36 | 2,842 | 33 | 3,168 | 35 | 12,506 | 51 | 3,529 | 26 | 3,103 | 30 | 2,659 | 87 | 5,399 | 64 | 2,154 | 36 | |
| 5 | 107 | 1 | (D) | 9 | 292 | 1 | (D) | 6 | 240 | 2 | (D) | 3 | 303 | 8 | 328 | 6 | 138 | 37 | |
| 2 | (D) | 3 | (D) | 2 | (D) | 1 | (D) | 2 | (D) | 1 | (D) | 5 | 209 | 9 | 693 | 8 | 46 | 38 | |
| 2 | (D) | ... | ... | 5 | (D) | 1 | (D) | 9 | 431 | 2 | (D) | 3 | 360 | 7 | 307 | 9 | 95 | 39 | |
| 12 | 1,765 | 31 | 2,645 | 17 | 2,428 | 27 | 11,419 | 20 | 2,000 | 17 | 2,301 | 15 | 1,552 | 51 | 3,392 | 25 | 1,609 | 40 | |
| 11 | 553 | 1 | (D) | ... | ... | 5 | (D) | 14 | 24 | 4 | 455 | 4 | 235 | 12 | 679 | 16 | 266 | 41 | |
| 6 | 251 | 1 | (D) | ... | ... | 4 | 1,470 | 8 | 240 | 5 | 1,216 | 3 | 113 | 4 | (D) | 4 | 62 | 42 | |
| 3 | (D) | 8 | 365 | 3 | 282 | 6 | 1,143 | 15 | 671 | 7 | 654 | 1 | (D) | 18 | 878 | 1 | (D) | 43 | |
| 3 | (D) | 8 | 365 | 3 | 282 | 4 | (D) | 8 | 408 | 6 | (D) | 1 | (D) | 17 | (D) | 1 | (D) | 44 | |
| ... | ... | ... | ... | ... | ... | 2 | (D) | 7 | 263 | 1 | (D) | ... | ... | 1 | (D) | ... | ... | 45 | |
| 23 | 1,125 | 13 | 651 | 14 | 779 | 17 | 1,806 | 12 | 534 | 11 | 764 | 3 | 248 | 16 | (D) | 2 | (D) | 46 | |
| 14 | 737 | ... | ... | 3 | 193 | 12 | 1,429 | 11 | 357 | 6 | 604 | ... | ... | 13 | 140 | ... | ... | 47 | |
| 26 | 3,430 | 31 | 2,756 | 15 | 1,767 | 19 | 7,189 | 44 | 2,696 | 20 | 4,243 | 9 | 867 | 48 | 3,828 | 11 | 347 | 48 | |
| 14 | 2,910 | 29 | (D) | 13 | (D) | 15 | 6,052 | 27 | 2,004 | 17 | 4,028 | 8 | (D) | 29 | 1,594 | 6 | (D) | 49 | |
| 12 | 520 | 2 | (D) | 2 | (D) | 4 | 1,137 | 17 | 692 | 3 | 215 | 1 | (D) | 19 | 2,234 | 5 | (D) | 50 | |
| 14 | 1,291 | 18 | 1,179 | 11 | 862 | 17 | 2,759 | 15 | (D) | 17 | 1,720 | 5 | 566 | 34 | 2,064 | 2 | (D) | 51 | |
| 7 | 1,086 | 18 | 1,179 | 11 | 862 | 15 | (D) | 14 | 1,014 | 17 | 1,720 | 5 | 566 | 30 | 1,988 | 2 | (D) | 52 | |
| 7 | 205 | ... | ... | ... | ... | 2 | (D) | 1 | (D) | ... | ... | ... | 4 | 76 | ... | ... | ... | 53 | |
| 34 | 869 | 12 | 391 | 6 | 333 | 8 | 1,227 | 7 | 563 | 7 | (D) | 2 | (D) | 18 | 1,333 | ... | ... | 54 | |
| 12 | 589 | ... | (D) | 3 | 171 | 7 | 410 | 8 | 380 | 5 | (D) | 3 | 98 | 10 | 198 | ... | ... | 55 | |
| 9 | 665 | 6 | 165 | 5 | 268 | 7 | 920 | 12 | 488 | 9 | 723 | 2 | (D) | 9 | (D) | ... | ... | 56 | |
| 21 | 518 | 2 | (D) | 2 | (D) | 5 | 769 | 4 | 82 | 5 | 400 | 2 | (D) | 5 | 311 | 2 | (D) | 57 | |
| 29 | 9,936 | 43 | 3,908 | 36 | 2,904 | 34 | 10,463 | 64 | 4,522 | 38 | 4,422 | 22 | 1,932 | 78 | 4,349 | 18 | 645 | 58 | |
| 21 | 9,352 | 43 | 3,908 | 33 | 2,793 | 34 | 10,463 | 55 | 4,272 | 36 | (D) | 18 | 1,822 | 63 | (D) | 18 | 645 | 59 | |
| 8 | 584 | ... | ... | 3 | 111 | ... | ... | 9 | 250 | 2 | (D) | 4 | 110 | 15 | (D) | ... | ... | 60 | |
| 19 | 455 | ... | ... | 2 | (D) | 2 | (D) | 12 | 420 | 3 | 151 | 1 | (D) | 17 | 519 | ... | ... | 61 | |
| 18 | 338 | ... | ... | 1 | (D) | 3 | 94 | 3 | 77 | ... | ... | ... | ... | 1 | (D) | 2 | (D) | 62 | |

RETAIL TRADE—AREA STATISTICS

Table 102. RETAIL TRADE: 1954 — COUNTIES;
Total Retail — Establishments, Sales, Payroll, and Personnel;

| Line No. | County and city | Total | | | | | | | Kind-of-business group | | | | |
|----------|--------------------------|----------------|-----------------------|-------------------------------------|---------------------------------------|--------------------------------|--|------------------------|---|-------------------------|-----------------|-------------------------|-----------------|
| | | Establishments | | Sales | | Payroll, entire year (\$1,000) | Paid employees, workweek ended nearest Nov. 15 | | Proprietors (unincorporated businesses only) (Number) | Food stores | | Eating, drinking places | |
| | | Total (Number) | With payroll (Number) | Total, all establishments (\$1,000) | Establishments with payroll (\$1,000) | | Total (Number) | Full workweek (Number) | | Establishments (Number) | Sales (\$1,000) | Establishments (Number) | Sales (\$1,000) |
| 1 | Estill County..... | 126 | 56 | 5,332 | 4,086 | 301 | 138 | 107 | 148 | 44 | 1,834 | 12 | 169 |
| 2 | Irvine..... | 61 | 37 | 3,413 | 3,003 | 210 | 103 | 77 | 71 | 20 | 1,132 | 7 | 82 |
| 3 | Remainder of County..... | 65 | 19 | 1,919 | 1,083 | 91 | 35 | 30 | 77 | 24 | 702 | 5 | 87 |
| 4 | Fayette County..... | 1,090 | 826 | 129,508 | 124,286 | 16,726 | 6,856 | 5,915 | 1,025 | 210 | 24,488 | 204 | 7,502 |
| 5 | Lexington..... | 982 | 748 | 118,793 | 114,111 | 15,569 | 6,333 | 5,506 | 906 | 188 | 19,701 | 184 | 6,294 |
| 6 | Remainder of County..... | 108 | 78 | 10,715 | 10,175 | 1,157 | 523 | 409 | 119 | 22 | 4,787 | 20 | 1,208 |
| 7 | Fleming County..... | 98 | 58 | 6,340 | 5,722 | 392 | 213 | 169 | 122 | 24 | 1,279 | 8 | 142 |
| 8 | Floyd County..... | 371 | 147 | 16,512 | 13,408 | 1,060 | 488 | 422 | 392 | 150 | 4,005 | 33 | 543 |
| 9 | Prestonsburg..... | 69 | 51 | 6,328 | 6,182 | 556 | 247 | 212 | 69 | 6 | 502 | 8 | 152 |
| 10 | Remainder of County..... | 302 | 96 | 10,184 | 7,226 | 504 | 241 | 210 | 323 | 144 | 3,503 | 25 | 391 |
| 11 | Franklin County..... | 260 | 208 | 26,360 | 25,212 | 2,790 | 1,282 | 1,046 | 274 | 53 | 6,755 | 39 | 1,253 |
| 12 | Frankfort..... | 235 | 185 | 24,328 | (D) | 2,629 | 1,188 | 975 | 251 | 48 | 6,470 | 34 | 1,017 |
| 13 | Remainder of County..... | 25 | 23 | 2,032 | (D) | 161 | 94 | 71 | 23 | 5 | 285 | 5 | 236 |
| 14 | Fulton County..... | 205 | 127 | 12,562 | 11,070 | 857 | 448 | 384 | 230 | 54 | 3,882 | 25 | 602 |
| 15 | Fulton..... | 108 | 78 | 8,247 | 7,815 | 628 | 326 | 282 | 124 | 19 | 2,328 | 11 | 447 |
| 16 | Remainder of County..... | 97 | 49 | 4,315 | 3,255 | 229 | 122 | 102 | 106 | 35 | 1,554 | 14 | 155 |
| 17 | Gallatin County..... | 53 | 37 | 3,639 | 3,225 | 207 | 115 | 83 | 55 | 10 | 674 | 13 | 303 |
| 18 | Garrard County..... | 101 | 51 | 5,585 | 4,841 | 468 | 227 | 188 | 106 | 25 | 1,233 | 10 | 208 |
| 19 | Grant County..... | 105 | 65 | 6,291 | 5,741 | 381 | 224 | 179 | 113 | 28 | 1,500 | 15 | 486 |
| 20 | Graves County..... | 326 | 186 | 23,799 | 21,151 | 2,131 | 959 | 829 | 375 | 105 | 5,576 | 34 | 864 |
| 21 | Mayfield..... | 225 | 151 | 20,084 | 18,730 | 1,945 | 863 | 740 | 253 | 61 | 4,382 | 22 | 698 |
| 22 | Remainder of County..... | 101 | 35 | 3,715 | 2,421 | 186 | 96 | 89 | 122 | 44 | 1,194 | 12 | 166 |
| 23 | Grayson County..... | 147 | 77 | 8,733 | 7,355 | 553 | 285 | 243 | 158 | 43 | 1,676 | 10 | 141 |
| 24 | Green County..... | 122 | 52 | 5,334 | 4,364 | 266 | 146 | 134 | 135 | 35 | 1,552 | 7 | 178 |
| 25 | Greenup County..... | 182 | 72 | 7,631 | 5,535 | 406 | 213 | 184 | 211 | 81 | 3,108 | 17 | 259 |
| 26 | Hancock County..... | 47 | 19 | 2,041 | 1,471 | 96 | 46 | 37 | 52 | 22 | 852 | 3 | 58 |
| 27 | Hardin County..... | 299 | 209 | 34,237 | 32,423 | 3,202 | 1,439 | 1,239 | 345 | 56 | 7,300 | 41 | 1,440 |
| 28 | Elizabethtown..... | 130 | 100 | 19,648 | 18,984 | 2,062 | 868 | 756 | 155 | 15 | 3,961 | 19 | 638 |
| 29 | Remainder of County..... | 169 | 109 | 14,589 | 13,439 | 1,140 | 571 | 483 | 190 | 41 | 3,339 | 22 | 802 |
| 30 | Harlan County..... | 394 | 220 | 31,324 | 27,990 | 2,862 | 1,232 | 1,045 | 399 | 160 | 8,709 | 46 | 1,055 |
| 31 | Cumberland..... | 94 | 66 | 6,781 | 6,199 | 556 | 244 | 197 | 101 | 25 | 2,164 | 11 | 226 |
| 32 | Harlan..... | 98 | 72 | 15,215 | 14,545 | 1,544 | 670 | 560 | 106 | 23 | 3,712 | 13 | 528 |
| 33 | Remainder of County..... | 202 | 82 | 9,328 | 7,246 | 762 | 318 | 288 | 192 | 112 | 2,833 | 22 | 301 |
| 34 | Harrison County..... | 149 | 117 | 11,813 | 10,999 | 1,141 | 518 | 413 | 172 | 28 | 2,564 | 24 | 883 |
| 35 | Cynthiana..... | 126 | 104 | 11,027 | 10,437 | 1,102 | 491 | 390 | 145 | 24 | 2,430 | 19 | 729 |
| 36 | Remainder of County..... | 23 | 13 | 786 | 562 | 39 | 27 | 23 | 27 | 4 | 134 | 5 | 154 |
| 37 | Hart County..... | 138 | 74 | 7,027 | 5,723 | 469 | 228 | 183 | 166 | 37 | 1,811 | 12 | 292 |
| 38 | Henderson County..... | 352 | 252 | 30,996 | 29,100 | 2,779 | 1,190 | 1,032 | 375 | 77 | 7,174 | 63 | 2,116 |
| 39 | Henderson..... | 285 | 203 | 27,090 | 25,558 | 2,372 | 1,018 | 872 | 302 | 56 | 5,881 | 43 | 1,509 |
| 40 | Remainder of County..... | 67 | 49 | 3,906 | 3,542 | 407 | 172 | 160 | 73 | 21 | 1,293 | 20 | 607 |
| 41 | Henry County..... | 129 | 81 | 6,678 | 5,528 | 380 | 195 | 154 | 137 | 30 | 1,547 | 9 | 310 |
| 42 | Hickman County..... | 67 | 45 | 4,064 | 3,558 | 289 | 158 | 133 | 91 | 28 | 1,275 | 6 | 145 |
| 43 | Hopkins County..... | 390 | 226 | 28,402 | 25,352 | 2,546 | 1,204 | 1,016 | 445 | 144 | 8,050 | 44 | 1,463 |
| 44 | Earlington..... | 18 | 12 | 683 | 609 | 35 | 33 | 31 | 17 | 4 | 281 | 4 | (D) |
| 45 | Madisonville..... | 207 | 137 | 20,024 | 18,688 | 1,978 | 903 | 757 | 238 | 67 | 5,101 | 23 | 946 |
| 46 | Remainder of County..... | 165 | 77 | 7,695 | 6,055 | 533 | 268 | 228 | 190 | 73 | 2,668 | 17 | (D) |
| 47 | Jackson County..... | 114 | 20 | 3,205 | 1,655 | 118 | 73 | 69 | 127 | 39 | 587 | 5 | 67 |
| 48 | Jefferson County..... | 4,701 | 3,455 | 631,739 | 607,557 | 72,756 | 29,602 | 24,166 | 4,849 | 1,039 | 138,813 | 1,068 | 57,122 |
| 49 | Louisville..... | 4,113 | 3,013 | 556,018 | 534,854 | 66,206 | 26,580 | 21,780 | 4,244 | 925 | 118,700 | 940 | 49,270 |
| 50 | Remainder of County..... | 588 | 442 | 75,721 | 72,703 | 6,550 | 3,022 | 2,386 | 605 | 114 | 20,113 | 128 | 7,852 |
| 51 | Jessamine County..... | 118 | 76 | 7,824 | 6,806 | 600 | 293 | 249 | 140 | 22 | 1,864 | 17 | 407 |
| 52 | Nicholasville..... | 91 | 59 | 6,728 | 6,016 | 530 | 235 | 210 | 99 | 17 | 1,504 | 8 | 175 |
| 53 | Remainder of County..... | 27 | 17 | 1,096 | 790 | 70 | 58 | 39 | 41 | 5 | 360 | 9 | 232 |
| 54 | Johnson County..... | 182 | 82 | 10,982 | 9,218 | 805 | 417 | 355 | 188 | 63 | 2,830 | 21 | 355 |
| 55 | Paintsville..... | 115 | 75 | 9,454 | 8,730 | 771 | 384 | 334 | 118 | 17 | 1,798 | 19 | (D) |
| 56 | Remainder of County..... | 67 | 7 | 1,528 | 488 | 34 | 33 | 21 | 70 | 46 | 1,032 | 2 | (D) |
| 57 | Kenton County..... | 1,100 | 764 | 106,325 | 99,183 | 11,155 | 4,526 | 3,601 | 1,154 | 324 | 32,570 | 285 | 12,235 |
| 58 | Covington..... | 792 | 572 | 78,470 | 74,082 | 8,377 | 3,358 | 2,626 | 828 | 235 | 22,979 | 190 | 7,402 |
| 59 | Elsmere..... | 18 | 10 | 2,210 | 1,954 | 177 | 75 | 47 | 19 | 10 | 1,563 | 6 | (D) |
| 60 | Erlanger..... | 63 | 47 | 9,690 | 9,496 | 976 | 370 | 332 | 56 | 10 | 2,533 | 15 | 1,065 |
| 61 | Ludlow..... | 67 | 39 | 6,200 | 5,428 | 613 | 210 | 171 | 77 | 24 | 2,587 | 21 | 484 |
| 62 | Park Hills..... | 7 | 5 | 797 | (D) | 170 | 69 | 62 | 8 | ... | (D) | 3 | (D) |
| 63 | South Fort Mitchell..... | 32 | 16 | 1,713 | 1,249 | 168 | 77 | 63 | 35 | 9 | 431 | 9 | 627 |
| 64 | Remainder of County..... | 121 | 75 | 7,245 | (D) | 674 | 367 | 300 | 131 | 36 | (D) | 41 | 1,870 |
| 65 | Knott County..... | 94 | 24 | 2,294 | 1,018 | 90 | 52 | 46 | 101 | 46 | 872 | 7 | 74 |

Standard Notes: (D) Withheld to avoid disclosure. (NA) Not available. XXX Not applicable. (Z) Less than \$500. ... Represents zero.

CITIES OF 2,500 INHABITANTS OR MORE — Continued

Kind-of-Business Group — Establishments and Sales

| Kind-of-business group—Continued | | | | | | | | | | | | | | | | | | Line No. | |
|----------------------------------|-----------------|-----------------------------|-----------------|--|-----------------|-----------------------|-----------------|---------------------------|-----------------|--|-----------------|---------------------------------|-----------------|--------------------------|-----------------|--------------------------|-----------------|----------|----|
| General merchandise group | | Apparel, accessories stores | | Furniture, home furnishings, appliance dealers | | Automotive group | | Gasoline service stations | | Lumber, bldg. matls., hardware, farm equipment dealers | | Drug stores, proprietary stores | | Other retail stores | | Nonstore retailers | | | |
| Estab-lishments (Number) | Sales (\$1,000) | Estab-lishments (Number) | Sales (\$1,000) | Estab-lishments (Number) | Sales (\$1,000) | Estab-lishments (No.) | Sales (\$1,000) | Estab-lishments (Number) | Sales (\$1,000) | Estab-lishments (Number) | Sales (\$1,000) | Estab-lishments (No.) | Sales (\$1,000) | Estab-lishments (Number) | Sales (\$1,000) | Estab-lishments (Number) | Sales (\$1,000) | | |
| 27 | 759 | 7 | 200 | 3 | 152 | 6 | 1,176 | 7 | 283 | 9 | 517 | 2 | (D) | 9 | (D) | ... | ... | 1 | |
| 13 | 336 | 5 | (D) | 3 | 152 | 5 | (D) | 3 | 173 | 3 | (D) | 1 | (D) | 1 | (D) | ... | ... | 2 | |
| 14 | 423 | 2 | (D) | ... | ... | 1 | (D) | 4 | 110 | 6 | (D) | 1 | (D) | 8 | 45 | ... | ... | 3 | |
| 36 | 19,045 | 92 | 12,619 | 62 | 6,308 | 48 | 19,245 | 100 | 7,693 | 60 | 10,771 | 32 | 4,689 | 193 | 14,751 | 53 | 2,397 | 4 | |
| 29 | 18,809 | 91 | (D) | 55 | 5,538 | 44 | 18,994 | 83 | 6,519 | 55 | 10,296 | 29 | 4,362 | 181 | (D) | 43 | 2,313 | 5 | |
| 7 | 236 | 1 | (D) | 7 | 770 | 4 | 251 | 17 | 1,174 | 5 | 475 | 3 | 327 | 12 | (D) | 10 | 84 | 6 | |
| 9 | 427 | 4 | 198 | 5 | 263 | 10 | 2,140 | 9 | 412 | 6 | 431 | 2 | (D) | 19 | 878 | 2 | (D) | 7 | |
| 52 | 3,120 | 14 | 668 | 16 | 808 | 16 | 3,452 | 33 | 1,426 | 16 | 1,419 | 7 | 365 | 28 | 634 | 6 | 72 | 8 | |
| 5 | 531 | 8 | 466 | 5 | 383 | 10 | 2,416 | 8 | 510 | 4 | 784 | 3 | 217 | 10 | (D) | 2 | (D) | 9 | |
| 47 | 2,589 | 6 | 202 | 11 | 425 | 6 | 1,036 | 25 | 916 | 12 | 635 | 4 | 148 | 18 | (D) | 4 | (D) | 10 | |
| 11 | 1,786 | 23 | 1,730 | 15 | 1,470 | 14 | 4,264 | 34 | 1,959 | 15 | 3,446 | 7 | 887 | 44 | 2,705 | 5 | 105 | 11 | |
| 10 | (D) | 23 | 1,730 | 15 | 1,470 | 13 | (D) | 31 | 1,821 | 14 | (D) | 7 | 887 | 35 | 2,121 | 5 | 105 | 12 | |
| 1 | (D) | ... | ... | ... | ... | 1 | (D) | 3 | 138 | 1 | (D) | ... | ... | 9 | 584 | ... | ... | 13 | |
| 14 | 971 | 13 | 505 | 8 | 432 | 14 | 2,350 | 25 | 967 | 14 | 1,071 | 6 | 371 | 23 | 1,271 | 9 | 140 | 14 | |
| 6 | 533 | 13 | 505 | 4 | (D) | 10 | 1,911 | 15 | 540 | 7 | 443 | 4 | (D) | 14 | 865 | 5 | (D) | 15 | |
| 8 | 438 | ... | ... | 4 | (D) | 4 | 439 | 10 | 427 | 7 | 628 | 2 | (D) | 9 | 406 | 4 | (D) | 16 | |
| 4 | 185 | 1 | (D) | 5 | 142 | 4 | 1,452 | 3 | 117 | 5 | 357 | 2 | (D) | 6 | 309 | ... | ... | 17 | |
| 11 | 556 | 7 | 231 | 9 | 154 | 7 | 1,600 | 13 | 452 | 8 | 917 | 2 | (D) | 7 | 35 | 2 | (D) | 18 | |
| 13 | 520 | 4 | 183 | 5 | 212 | 7 | 2,027 | 12 | 469 | 7 | 570 | 3 | 146 | 11 | 176 | ... | ... | 19 | |
| 24 | 3,742 | 22 | 1,645 | 13 | 849 | 16 | 4,315 | 30 | 1,285 | 26 | 3,202 | 4 | 641 | 33 | 1,444 | 19 | 236 | 20 | |
| 11 | 3,104 | 21 | (D) | 11 | (D) | 14 | (D) | 19 | 920 | 19 | 2,565 | 4 | 641 | 26 | 1,340 | 17 | (D) | 21 | |
| 13 | 638 | 1 | (D) | 2 | (D) | 2 | (D) | 11 | 365 | 7 | 637 | ... | ... | 7 | 104 | 2 | (D) | 22 | |
| 29 | 1,598 | 5 | 154 | 5 | 335 | 10 | 1,445 | 17 | 717 | 12 | 1,574 | 4 | 284 | 6 | 745 | 6 | 64 | 23 | |
| 28 | 1,036 | 2 | (D) | 2 | (D) | 8 | 1,051 | 8 | 357 | 9 | 418 | 2 | (D) | 19 | 463 | 2 | (D) | 24 | |
| 24 | 997 | 1 | (D) | 6 | 397 | 7 | 732 | 17 | 596 | 8 | 689 | 7 | 305 | 14 | (D) | ... | ... | 25 | |
| 3 | 125 | 1 | (D) | 2 | (D) | 3 | 546 | 8 | 194 | 1 | (D) | ... | ... | 2 | (D) | 2 | (D) | 26 | |
| 24 | 2,396 | 14 | 761 | 13 | 1,438 | 26 | 11,286 | 49 | 3,812 | 21 | 2,441 | 9 | 789 | 37 | 1,915 | 9 | 659 | 27 | |
| 6 | 1,755 | 13 | (D) | 7 | (D) | 17 | 7,184 | 16 | 1,128 | 9 | 1,401 | 4 | 531 | 19 | 1,507 | 5 | (D) | 28 | |
| 18 | 641 | 1 | (D) | 6 | (D) | 9 | 4,102 | 33 | 2,684 | 12 | 1,040 | 5 | 258 | 18 | 408 | 4 | (D) | 29 | |
| 42 | 6,628 | 24 | 1,799 | 21 | 1,631 | 26 | 6,892 | 30 | 1,548 | 9 | 1,031 | 8 | 716 | 27 | (D) | 1 | (D) | 30 | |
| 7 | 367 | 10 | (D) | 8 | 631 | 8 | 1,088 | 9 | 531 | 2 | (D) | 2 | (D) | 11 | 553 | 1 | (D) | 31 | |
| 5 | 1,816 | 13 | 1,042 | 5 | 633 | 14 | 5,681 | 6 | 255 | 3 | 474 | 4 | 460 | 12 | 614 | ... | ... | 32 | |
| 30 | 4,445 | 1 | (D) | 8 | 367 | 4 | 123 | 15 | 762 | 4 | (D) | 2 | (D) | 4 | (D) | ... | ... | 33 | |
| 10 | 837 | 10 | 554 | 5 | 496 | 13 | 2,825 | 18 | 713 | 9 | 1,200 | 4 | 280 | 26 | (D) | 2 | (D) | 34 | |
| 3 | 535 | 10 | 554 | 4 | (D) | 13 | 2,825 | 15 | 642 | 9 | 1,200 | 4 | 280 | 23 | 1,373 | 2 | (D) | 35 | |
| 7 | 302 | ... | ... | 1 | (D) | ... | ... | 3 | 71 | ... | ... | ... | ... | 3 | (D) | ... | ... | 36 | |
| 20 | 679 | 5 | 263 | 4 | (D) | 7 | 979 | 18 | 719 | 15 | 1,401 | 5 | 267 | 15 | (D) | ... | ... | 37 | |
| 12 | 1,602 | 22 | 1,431 | 21 | (D) | 21 | 5,265 | 45 | 2,080 | 33 | 6,418 | 9 | 574 | 48 | 2,885 | 1 | (D) | 38 | |
| 9 | 1,404 | 22 | 1,431 | 19 | 1,203 | 21 | 5,265 | 35 | 1,688 | 30 | 5,722 | 9 | 574 | 41 | 2,413 | ... | ... | 39 | |
| 3 | 198 | ... | ... | 2 | (D) | ... | ... | 10 | 392 | 3 | 696 | ... | ... | 7 | 472 | 1 | (D) | 40 | |
| 19 | 1,043 | 5 | (D) | 4 | (D) | 5 | 752 | 16 | 474 | 10 | 1,167 | 8 | 305 | 23 | 677 | ... | ... | 41 | |
| 2 | (D) | 4 | 150 | 3 | 36 | 3 | (D) | 7 | 207 | 8 | 677 | 2 | (D) | 4 | 443 | ... | ... | 42 | |
| 26 | 3,320 | 15 | 782 | 15 | 1,373 | 32 | 6,461 | 47 | 2,234 | 19 | 2,986 | 5 | 478 | 29 | 928 | 14 | 327 | 43 | |
| 1 | (D) | ... | ... | ... | ... | ... | ... | 4 | 133 | ... | ... | ... | ... | 5 | 45 | ... | ... | 44 | |
| 9 | 2,208 | 13 | (D) | 10 | (D) | 24 | 5,161 | 21 | 1,295 | 11 | 2,062 | 3 | (D) | 13 | 715 | 13 | (D) | 45 | |
| 16 | (D) | 2 | (D) | 5 | (D) | 8 | 1,300 | 22 | 806 | 8 | 924 | 2 | (D) | 11 | 168 | 1 | (D) | 46 | |
| 31 | 664 | 1 | (D) | 5 | 225 | 3 | (D) | 6 | 175 | 7 | 601 | 1 | (D) | 16 | 317 | ... | ... | 47 | |
| 162 | 78,935 | 323 | 45,508 | 189 | 29,676 | 172 | 123,630 | 422 | 32,264 | 221 | 36,787 | 214 | 26,599 | 648 | 49,351 | 243 | 13,064 | 48 | |
| 145 | 75,015 | 299 | 43,400 | 171 | 27,735 | 149 | 107,838 | 324 | 24,487 | 182 | 28,566 | 188 | 23,764 | 579 | 44,813 | 211 | 12,430 | 49 | |
| 17 | 3,920 | 24 | 2,108 | 18 | 1,941 | 23 | 15,792 | 98 | 7,777 | 39 | 8,221 | 26 | 2,825 | 69 | 4,538 | 32 | 634 | 50 | |
| 14 | 584 | 4 | (D) | 3 | 150 | 6 | 1,611 | 18 | 791 | 15 | 959 | 3 | (D) | 16 | 1,138 | ... | ... | 51 | |
| 10 | 473 | 4 | (D) | 3 | 150 | 6 | 1,611 | 12 | 534 | 12 | (D) | 3 | 189 | 16 | 1,138 | ... | ... | 52 | |
| 4 | 111 | ... | ... | ... | ... | ... | ... | 6 | 257 | 3 | (D) | ... | (D) | ... | ... | ... | ... | 53 | |
| 10 | 1,336 | 17 | 833 | 7 | 415 | 8 | 2,505 | 19 | 833 | 6 | 1,035 | 4 | 164 | 17 | 586 | 10 | 90 | 54 | |
| 5 | 1,133 | 17 | 833 | 7 | 415 | 8 | 2,505 | 12 | 620 | 6 | 1,035 | 4 | 164 | 12 | 520 | 8 | (D) | 55 | |
| 5 | 203 | ... | ... | ... | ... | ... | ... | 7 | 213 | ... | ... | ... | ... | 5 | 66 | 2 | (D) | 56 | |
| 29 | 8,435 | 45 | 3,471 | 40 | 5,320 | 46 | 16,061 | 64 | 5,111 | 49 | 8,635 | 43 | 3,781 | 118 | 9,441 | 57 | 1,265 | 57 | |
| 19 | 7,747 | 40 | 3,234 | 30 | 4,478 | 36 | 13,851 | 41 | 3,193 | 34 | 5,268 | 36 | 2,885 | 89 | 6,485 | 42 | 948 | 58 | |
| ... | ... | 1 | (D) | ... | ... | ... | ... | ... | ... | ... | ... | ... | ... | ... | ... | ... | ... | ... | 59 |
| 1 | (D) | 3 | (D) | 5 | 642 | 2 | (D) | 10 | 919 | 6 | 2,709 | 2 | (D) | ... | 124 | 2 | (D) | 60 | |
| 3 | 38 | 1 | (D) | 1 | (D) | 1 | (D) | 3 | 221 | 3 | 145 | 3 | 188 | 7 | (D) | 4 | (D) | 61 | |
| ... | ... | ... | ... | ... | ... | ... | ... | 1 | (D) | ... | ... | ... | ... | ... | ... | ... | 2 | (D) | 62 |
| 2 | (D) | ... | ... | ... | ... | ... | ... | 3 | 232 | 1 | (D) | ... | ... | ... | ... | ... | 2 | (D) | 63 |
| 4 | 435 | ... | ... | 4 | (D) | 6 | 623 | 6 | (D) | 5 | (D) | ... | ... | 13 | (D) | 5 | 68 | 64 | |
| 15 | 567 | 1 | (D) | 2 | (D) | 2 | (D) | 13 | 354 | 2 | (D) | ... | ... | 6 | 41 | ... | ... | 65 | |

RETAIL TRADE — AREA STATISTICS

Table 102. RETAIL TRADE: 1954 — COUNTIES;
Total Retail — Establishments, Sales, Payroll, and Personnel;

| Line No. | County and city | Total | | | | | | | Kind-of-business group | | | | |
|----------|----------------------------------|----------------|--------------|---------------------------|-----------------------------|--------------------------------|--|---------------|---|-----------------|----------|-------------------------|----------|
| | | Establishments | | Sales | | Payroll, entire year (\$1,000) | Paid employees, workweek ended nearest Nov. 15 | | Proprietors (unincorporated businesses only) (Number) | Food stores | | Eating, drinking places | |
| | | Total | With payroll | Total, all establishments | Establishments with payroll | | Total | Full workweek | | Estab-lishments | Sales | Estab-lishments | Sales |
| | | (Number) | (Number) | (\$1,000) | (\$1,000) | (Number) | (Number) | (Number) | (Number) | (Number) | (Number) | (Number) | (Number) |
| 1 | Knox County..... | 194 | 70 | 7,928 | 5,596 | 437 | 258 | 209 | 200 | 66 | 2,277 | 16 | 254 |
| 2 | Barbourville..... | 90 | 50 | 5,254 | 4,280 | 372 | 215 | 179 | 89 | 17 | 1,284 | 11 | 163 |
| 3 | Corbin (part) ¹ | 22 | 8 | 716 | 450 | 27 | 18 | 13 | 22 | 9 | 325 | 3 | (D) |
| 4 | Remainder of County..... | 82 | 12 | 1,958 | 866 | 38 | 25 | 17 | 89 | 40 | 668 | 2 | (D) |
| 5 | Larue County..... | 80 | 50 | 5,460 | 4,784 | 335 | 183 | 140 | 87 | 22 | 1,222 | 9 | 157 |
| 6 | Laurel County..... | 234 | 114 | 12,306 | 10,252 | 906 | 506 | 455 | 258 | 69 | 3,240 | 24 | 698 |
| 7 | London..... | 171 | 95 | 10,281 | 8,905 | 794 | 422 | 377 | 176 | 41 | 2,385 | 18 | 427 |
| 8 | Remainder of County..... | 63 | 19 | 2,025 | 1,347 | 112 | 84 | 78 | 82 | 28 | 855 | 6 | 271 |
| 9 | Lawrence County..... | 99 | 53 | 5,171 | 4,269 | 317 | 175 | 155 | 105 | 23 | 700 | 7 | 158 |
| 10 | Lee County..... | 78 | 26 | 2,869 | 2,057 | 111 | 73 | 63 | 96 | 25 | 607 | 2 | (D) |
| 11 | Leslie County..... | 61 | 23 | 2,266 | 1,638 | 129 | 81 | 66 | 63 | 25 | 712 | 2 | (D) |
| 12 | Letcher County..... | 250 | 112 | 12,591 | 9,957 | 835 | 371 | 305 | 264 | 84 | 3,478 | 20 | 381 |
| 13 | Jenkins..... | 26 | 18 | 1,861 | 1,693 | 137 | 62 | 54 | 28 | 4 | 286 | 6 | 148 |
| 14 | Remainder of County..... | 224 | 94 | 10,730 | 8,264 | 698 | 309 | 251 | 236 | 80 | 3,192 | 14 | 233 |
| 15 | Lewis County..... | 72 | 34 | 4,807 | 3,961 | 249 | 117 | 101 | 92 | 24 | 1,191 | 5 | 176 |
| 16 | Lincoln County..... | 172 | 64 | 7,900 | 5,930 | 509 | 254 | 213 | 180 | 56 | 1,820 | 10 | 215 |
| 17 | Livingston County..... | 89 | 33 | 2,647 | 1,535 | 113 | 60 | 51 | 116 | 26 | 804 | 7 | 115 |
| 18 | Logan County..... | 199 | 137 | 14,346 | 13,180 | 1,047 | 531 | 437 | 227 | 63 | 3,563 | 17 | 358 |
| 19 | Russellville..... | 125 | 83 | 10,816 | 10,096 | 847 | 409 | 343 | 146 | 38 | 2,197 | 6 | 127 |
| 20 | Remainder of County..... | 74 | 54 | 3,530 | 3,084 | 200 | 122 | 94 | 81 | 25 | 1,366 | 11 | 231 |
| 21 | Lyon County..... | 57 | 27 | 2,332 | 1,776 | 126 | 74 | 62 | 66 | 15 | 641 | 8 | 67 |
| 22 | McCracken County..... | 688 | 472 | 69,441 | 65,177 | 7,687 | 2,880 | 2,485 | 765 | 193 | 16,854 | 140 | 5,645 |
| 23 | Paducah..... | 84 | 404 | 61,865 | 58,247 | 7,135 | 2,630 | 2,278 | 633 | 156 | 12,866 | 121 | 4,820 |
| 24 | Remainder of County..... | 104 | 68 | 7,576 | 6,930 | 552 | 250 | 207 | 132 | 37 | 3,968 | 19 | 825 |
| 25 | McCreary County..... | 104 | 34 | 5,389 | 3,627 | 270 | 116 | 106 | 105 | 42 | 1,477 | 5 | 134 |
| 26 | McLean County..... | 108 | 44 | 4,469 | 3,079 | 185 | 101 | 78 | 119 | 33 | 964 | 4 | 97 |
| 27 | Madison County..... | 308 | 188 | 22,516 | 20,162 | 2,021 | 972 | 815 | 365 | 64 | 4,453 | 38 | 1,109 |
| 28 | Berea..... | 74 | 44 | 4,431 | 3,843 | 328 | 155 | 133 | 81 | 14 | 556 | 7 | (D) |
| 29 | Richmond..... | 184 | 126 | 15,965 | 14,995 | 1,596 | 759 | 635 | 218 | 31 | 3,385 | 29 | 807 |
| 30 | Remainder of County..... | 50 | 18 | 2,120 | 1,324 | 97 | 58 | 47 | 66 | 19 | 512 | 2 | (D) |
| 31 | Magoffin County..... | 41 | 23 | 1,949 | 1,557 | 110 | 56 | 51 | 46 | 7 | 88 | 2 | (D) |
| 32 | Marion County..... | 140 | 96 | 10,745 | 9,889 | 719 | 350 | 278 | 165 | 33 | 2,483 | 17 | 533 |
| 33 | Lebanon..... | 98 | 74 | 9,289 | 8,761 | 643 | 294 | 236 | 116 | 21 | 2,072 | 12 | 426 |
| 34 | Remainder of County..... | 42 | 22 | 1,456 | 1,128 | 76 | 56 | 42 | 49 | 12 | 411 | 5 | 107 |
| 35 | Marshall County..... | 173 | 99 | 10,742 | 8,748 | 601 | 281 | 244 | 206 | 75 | 3,256 | 16 | 382 |
| 36 | Martin County..... | 51 | 15 | 1,739 | 1,121 | 56 | 34 | 29 | 49 | 22 | 324 | 8 | 58 |
| 37 | Mason County..... | 208 | 146 | 17,937 | 16,645 | 1,743 | 810 | 705 | 236 | 47 | 4,188 | 47 | 1,665 |
| 38 | Maysville..... | 170 | 120 | 16,472 | 15,376 | 1,668 | 766 | 666 | 193 | 36 | 3,808 | 40 | 1,479 |
| 39 | Remainder of County..... | 38 | 26 | 1,465 | 1,269 | 75 | 44 | 39 | 43 | 11 | 380 | 7 | 186 |
| 40 | Meade County..... | 94 | 56 | 7,477 | 6,517 | 453 | 198 | 178 | 119 | 22 | 1,104 | 13 | 668 |
| 41 | Menifee County..... | 16 | 6 | 584 | 384 | 15 | 9 | 9 | 18 | 8 | 160 | 1 | (D) |
| 42 | Mercer County..... | 135 | 87 | 10,399 | 9,577 | 779 | 390 | 300 | 163 | 26 | 2,438 | 11 | 332 |
| 43 | Harrodsburg..... | 111 | 77 | 9,418 | 8,808 | 727 | 362 | 273 | 137 | 20 | 2,207 | 10 | (D) |
| 44 | Remainder of County..... | 24 | 10 | 981 | 769 | 52 | 28 | 27 | 26 | 6 | 231 | 1 | (D) |
| 45 | Metcalfe County..... | 57 | 25 | 2,626 | 1,992 | 107 | 83 | 59 | 68 | 22 | 528 | 1 | (D) |
| 46 | Monroe County..... | 106 | 50 | 7,257 | 5,703 | 414 | 263 | 198 | 129 | 21 | 1,018 | 6 | (D) |
| 47 | Montgomery County..... | 163 | 101 | 12,391 | 11,009 | 1,091 | 495 | 420 | 198 | 29 | 2,491 | 35 | 957 |
| 48 | Mount Sterling..... | 147 | 93 | 11,452 | 10,156 | 1,038 | 468 | 395 | 178 | 26 | 2,462 | 34 | (D) |
| 49 | Remainder of County..... | 16 | 8 | 939 | 853 | 53 | 27 | 25 | 20 | 3 | 29 | 1 | (D) |
| 50 | Morgan County..... | 83 | 27 | 4,309 | 3,245 | 277 | 129 | 119 | 92 | 32 | 1,070 | 3 | 127 |
| 51 | Muhlenberg County..... | 270 | 166 | 16,766 | 14,646 | 1,314 | 690 | 546 | 296 | 104 | 4,905 | 23 | 482 |
| 52 | Central City..... | 98 | 74 | 7,906 | 7,310 | 647 | 339 | 244 | 123 | 30 | 2,003 | 9 | 241 |
| 53 | Greenville..... | 78 | 52 | 6,235 | 5,529 | 539 | 257 | 228 | 78 | 21 | 1,545 | 4 | 84 |
| 54 | Remainder of County..... | 94 | 40 | 2,625 | 1,807 | 128 | 94 | 74 | 95 | 53 | 1,357 | 10 | 157 |
| 55 | Nelson County..... | 170 | 108 | 13,111 | 11,851 | 1,044 | 438 | 348 | 191 | 34 | 2,750 | 31 | 630 |
| 56 | Bardstow..... | 90 | 68 | 9,832 | 9,482 | 909 | 370 | 293 | 92 | 13 | 2,073 | 22 | 472 |
| 57 | Remainder of County..... | 80 | 40 | 3,279 | 2,369 | 135 | 68 | 55 | 99 | 21 | 677 | 9 | 158 |
| 58 | Nicholas County..... | 65 | 41 | 3,358 | 2,924 | 258 | 135 | 121 | 77 | 16 | 1,094 | 7 | 132 |
| 59 | Ohio County..... | 176 | 68 | 7,221 | 4,829 | 440 | 213 | 184 | 192 | 91 | 2,802 | 8 | 141 |
| 60 | Oldham County..... | 90 | 56 | 6,234 | 5,716 | 432 | 212 | 184 | 109 | 25 | 1,587 | 10 | 213 |
| 61 | Owen County..... | 67 | 37 | 4,124 | 3,454 | 267 | 127 | 106 | 80 | 16 | 1,013 | 8 | 150 |

Standard Notes: (D) Withheld to avoid disclosure. (NA) Not available. XXX Not applicable. (Z) Less than \$500. ... Represents zero.
¹Corbin is in Knox and Whitley counties.

CITIES OF 2,500 INHABITANTS OR MORE — Continued

Kind-of-Business Group — Establishments and Sales

| Kind-of-business group—Continued | | | | | | | | | | | | | | | | | | Line No. |
|----------------------------------|-----------------|-----------------------------|-----------------|--|-----------------|------------------------|-----------------|---------------------------|-----------------|--|-----------------|---------------------------------|-----------------|---------------------------|-----------------|---------------------------|-----------------|----------|
| General merchandise group | | Apparel, accessories stores | | Furniture, home furnishings, appliance dealers | | Automotive group | | Gasoline service stations | | Lumber, bldg. matts., hardware, farm equipment dealers | | Drug stores, proprietary stores | | Other retail stores | | Nonstore retailers | | |
| Estab-lish-ments (Number) | Sales (\$1,000) | Estab-lish-ments (Number) | Sales (\$1,000) | Estab-lish-ments (Number) | Sales (\$1,000) | Estab-lish-ments (No.) | Sales (\$1,000) | Estab-lish-ments (Number) | Sales (\$1,000) | Estab-lish-ments (Number) | Sales (\$1,000) | Estab-lish-ments (No.) | Sales (\$1,000) | Estab-lish-ments (Number) | Sales (\$1,000) | Estab-lish-ments (Number) | Sales (\$1,000) | |
| 26 | 1,059 | 9 | 437 | 12 | 389 | 8 | 1,259 | 28 | 1,170 | 6 | 633 | 2 | (D) | 20 | 344 | 1 | (D) | 1 |
| 6 | 526 | 9 | 437 | 4 | 347 | 7 | (D) | 13 | 561 | 6 | 633 | 2 | (D) | 14 | 261 | 1 | (D) | 2 |
| 3 | 70 | ... | ... | ... | ... | ... | ... | 5 | 214 | ... | ... | ... | ... | 2 | (D) | ... | ... | 3 |
| 17 | 463 | ... | ... | 8 | 42 | 1 | (D) | 10 | 395 | ... | ... | ... | ... | 4 | (D) | ... | ... | 4 |
| 7 | 473 | 3 | 193 | 4 | 298 | 7 | 1,129 | 7 | 444 | 5 | 746 | 3 | 165 | 13 | 633 | ... | ... | 5 |
| 18 | 861 | 9 | 401 | 10 | 498 | 18 | 2,160 | 19 | 1,568 | 12 | 1,351 | 3 | 316 | 42 | 1,004 | 10 | 209 | 6 |
| 10 | 617 | 9 | 401 | 10 | (D) | 18 | 2,160 | 12 | 1,194 | 10 | (D) | 3 | 316 | 32 | 911 | 8 | (D) | 7 |
| 8 | 244 | ... | ... | ... | (D) | ... | ... | 7 | 374 | 2 | (D) | ... | ... | 10 | 93 | 2 | (D) | 8 |
| 17 | 894 | 2 | (D) | 6 | 224 | 8 | 1,290 | 15 | 489 | 9 | 943 | 3 | 140 | 9 | (D) | ... | ... | 9 |
| 20 | 385 | 1 | (D) | 4 | 30 | 6 | 1,180 | 8 | 203 | 3 | 192 | 2 | (D) | 7 | 101 | ... | ... | 10 |
| 21 | 690 | 1 | (D) | ... | ... | 1 | (D) | 4 | 454 | 2 | (D) | 2 | (D) | 3 | 22 | ... | ... | 11 |
| 40 | 2,823 | 9 | (D) | 11 | 567 | 16 | 2,278 | 31 | 1,176 | 10 | 398 | 3 | 223 | 24 | 516 | 2 | (D) | 12 |
| 4 | 538 | 2 | (D) | ... | ... | 5 | 529 | 2 | (D) | 1 | (D) | 1 | (D) | 1 | (D) | ... | ... | 13 |
| 36 | 2,285 | 7 | (D) | 11 | 567 | 11 | 1,749 | 29 | (D) | 9 | (D) | 2 | (D) | 23 | (D) | 2 | (D) | 14 |
| 8 | 440 | 3 | 301 | 5 | 332 | 6 | 1,334 | 1 | (D) | 6 | 508 | 2 | (D) | 10 | 350 | 2 | (D) | 15 |
| 29 | 1,066 | 4 | 195 | 2 | (D) | 11 | 2,006 | 21 | 755 | 9 | 719 | 2 | (D) | 26 | 805 | 2 | (D) | 16 |
| 12 | 325 | 1 | (D) | 3 | 67 | 4 | 292 | 9 | 200 | 6 | 299 | 3 | 28 | 16 | 476 | 2 | (D) | 17 |
| 11 | 957 | 11 | 778 | 11 | 852 | 13 | 2,590 | 23 | 1,548 | 21 | 2,010 | 6 | 425 | 23 | 1,265 | ... | ... | 18 |
| 5 | 518 | 9 | (D) | 8 | 716 | 12 | (D) | 14 | 1,161 | 16 | 1,603 | 3 | 261 | 14 | 921 | ... | ... | 19 |
| 6 | 439 | 2 | (D) | 3 | 136 | 1 | (D) | 9 | 387 | 5 | 407 | 3 | 164 | 9 | 344 | ... | ... | 20 |
| 3 | 206 | 3 | (D) | ... | ... | 2 | (D) | 11 | 338 | 3 | 254 | 3 | 108 | 5 | 105 | 4 | 42 | 21 |
| 16 | 8,644 | 38 | 4,379 | 34 | 2,754 | 46 | 13,187 | 70 | 5,009 | 22 | 3,053 | 28 | 2,848 | 81 | 6,534 | 20 | 534 | 22 |
| 10 | 8,460 | 38 | 4,379 | 29 | 2,696 | 39 | 12,540 | 50 | 3,928 | 21 | (D) | 27 | (D) | 75 | 5,869 | 18 | (D) | 23 |
| 6 | 184 | ... | ... | 5 | 58 | 7 | 647 | 20 | 1,081 | 1 | (D) | 1 | (D) | 6 | 665 | 2 | (D) | 24 |
| 20 | 887 | 1 | (D) | 4 | 146 | 10 | 2,109 | 13 | 335 | 4 | 146 | 1 | (D) | 1 | (D) | 3 | (D) | 25 |
| 12 | 726 | 1 | (D) | 2 | (D) | 4 | 805 | 21 | 514 | 14 | 692 | 3 | 109 | 8 | 294 | 6 | 106 | 26 |
| 30 | 2,069 | 19 | 1,151 | 16 | 891 | 23 | 4,337 | 34 | 1,940 | 22 | 1,890 | 8 | 1,987 | 45 | 2,221 | 9 | 468 | 27 |
| 8 | 227 | 5 | 187 | 4 | 185 | 8 | (D) | 11 | 575 | 5 | (D) | 2 | (D) | 7 | 365 | 3 | 52 | 28 |
| 11 | 1,467 | 14 | 964 | 8 | 676 | 13 | 2,261 | 17 | 1,119 | 15 | 1,464 | 6 | (D) | 35 | 1,677 | 5 | (D) | 29 |
| 11 | 375 | ... | ... | 4 | 30 | 2 | (D) | 6 | 246 | 2 | (D) | ... | ... | 3 | 179 | 1 | (D) | 30 |
| 12 | 926 | 2 | (D) | 2 | (D) | ... | ... | 4 | 233 | 5 | 171 | 1 | (D) | 5 | 182 | 1 | (D) | 31 |
| 17 | 1,039 | 5 | 252 | 7 | 425 | 12 | 1,853 | 9 | 422 | 14 | 1,434 | 3 | 194 | 19 | 2,060 | 4 | 50 | 32 |
| 6 | 641 | 5 | 252 | 7 | 425 | 11 | (D) | 5 | 327 | 12 | (D) | 3 | 194 | 12 | 1,770 | 4 | 50 | 33 |
| 11 | 398 | ... | ... | ... | ... | 1 | (D) | 4 | 95 | 2 | (D) | ... | ... | 7 | 290 | ... | ... | 34 |
| 9 | 468 | 2 | (D) | 13 | 811 | 13 | 2,982 | 25 | 899 | 5 | 926 | 5 | 179 | 11 | 488 | 1 | (D) | 35 |
| 8 | 453 | ... | ... | 4 | 187 | 2 | (D) | 5 | 208 | ... | ... | 1 | (D) | 1 | (D) | ... | ... | 36 |
| 11 | 2,925 | 18 | 1,288 | 9 | 785 | 13 | 3,087 | 15 | 632 | 12 | 902 | 6 | 592 | 30 | 1,873 | ... | ... | 37 |
| 6 | 2,754 | 18 | 1,288 | 7 | (D) | 12 | (D) | 10 | 484 | 9 | 708 | 6 | 592 | 26 | (D) | ... | ... | 38 |
| 5 | 171 | ... | ... | 2 | (D) | 1 | (D) | 5 | 148 | 3 | 194 | ... | ... | 4 | (D) | ... | ... | 39 |
| 18 | 1,111 | 1 | (D) | 1 | (D) | 6 | 1,923 | 9 | 537 | 7 | 1,137 | 2 | (D) | 13 | 864 | 2 | (D) | 40 |
| 4 | 215 | ... | ... | 1 | (D) | 1 | (D) | 1 | (D) | ... | ... | ... | ... | ... | ... | ... | ... | 41 |
| 13 | 825 | 10 | 471 | 8 | 529 | 10 | 2,448 | 18 | 794 | 13 | 1,448 | 4 | 352 | 15 | 646 | 7 | 116 | 42 |
| 8 | 674 | 10 | 471 | 8 | 529 | 10 | 2,448 | 17 | (D) | 10 | (D) | 4 | 352 | 9 | 570 | 5 | (D) | 43 |
| 5 | 151 | ... | ... | ... | ... | ... | ... | 1 | (D) | 3 | (D) | ... | ... | 6 | 76 | 2 | (D) | 44 |
| 8 | 332 | 3 | 85 | 1 | (D) | 3 | 504 | 3 | 98 | 3 | 432 | 1 | (D) | 12 | 482 | ... | ... | 45 |
| 19 | 1,321 | 6 | 413 | 2 | (D) | 8 | 1,427 | 12 | 595 | 10 | 843 | 5 | 235 | 17 | 649 | ... | ... | 46 |
| 10 | 1,163 | 9 | 666 | 13 | 503 | 24 | 2,663 | 15 | 795 | 7 | 1,564 | 3 | 375 | 18 | 1,214 | ... | ... | 47 |
| 10 | 1,163 | 9 | 666 | 11 | (D) | 18 | 2,363 | 13 | (D) | 6 | (D) | 3 | 375 | 17 | (D) | ... | ... | 48 |
| ... | ... | ... | ... | 2 | (D) | 6 | 300 | 2 | (D) | 1 | (D) | ... | ... | 1 | (D) | ... | ... | 49 |
| 18 | 526 | 2 | (D) | 3 | 123 | 10 | 2,013 | 2 | (D) | 5 | 158 | 1 | (D) | 7 | 59 | ... | ... | 50 |
| 29 | 2,375 | 11 | 647 | 14 | 774 | 14 | 3,708 | 30 | 1,256 | 15 | 1,385 | 6 | 383 | 21 | 733 | 3 | 118 | 51 |
| 7 | 1,206 | 6 | (D) | 9 | 454 | 6 | 1,833 | 12 | 609 | 6 | (D) | 5 | (D) | 8 | 488 | ... | (D) | 52 |
| 6 | 514 | 5 | (D) | 5 | 320 | 7 | (D) | 10 | 435 | 7 | 906 | 1 | (D) | 10 | 188 | 2 | (D) | 53 |
| 16 | 655 | ... | ... | ... | ... | 1 | (D) | 8 | 212 | 2 | (D) | ... | ... | 3 | 57 | 1 | (D) | 54 |
| 20 | 1,690 | 4 | 349 | 6 | 425 | 13 | 2,819 | 22 | 862 | 7 | 1,910 | 3 | 276 | 26 | 1,386 | 4 | 14 | 55 |
| 6 | 792 | 3 | (D) | 5 | (D) | 8 | 2,459 | 11 | 526 | 4 | 1,564 | 2 | (D) | 14 | 997 | 2 | (D) | 56 |
| 14 | 898 | 1 | (D) | 1 | (D) | 5 | 360 | 11 | 356 | 3 | 346 | 1 | (D) | 12 | 389 | 2 | (D) | 57 |
| 5 | 212 | 2 | (D) | 5 | 202 | 5 | 534 | 8 | 212 | 4 | 380 | 3 | 143 | 8 | 365 | 2 | (D) | 58 |
| 16 | 563 | 5 | 231 | 2 | (D) | 8 | 1,302 | 19 | 586 | 10 | 942 | 6 | 318 | 9 | 256 | 2 | (D) | 59 |
| 5 | 301 | 2 | (D) | 4 | 140 | 10 | 2,210 | 15 | 405 | 10 | 694 | 2 | (D) | 7 | 411 | ... | ... | 60 |
| 11 | 614 | 6 | 163 | 3 | 130 | 5 | 897 | 7 | 167 | 4 | (D) | 2 | (D) | 4 | 199 | 1 | (D) | 61 |

RETAIL TRADE—AREA STATISTICS

Table 102. RETAIL TRADE: 1954 — COUNTIES;
Total Retail — Establishments, Sales, Payroll, and Personnel;

| Line No. | County and city | Total | | | | | | | Kind-of-business group | | | | |
|----------|----------------------------------|----------------|--------------|---------------------------|-----------------------------|--------------------------------|--|---------------|---|----------------|-----------|-------------------------|-------|
| | | Establishments | | Sales | | Payroll, entire year (\$1,000) | Paid employees, workweek ended nearest Nov. 15 | | Proprietors (unincorporated businesses only) (Number) | Food stores | | Eating, drinking places | |
| | | Total | With payroll | Total, all establishments | Establishments with payroll | | Total | Full workweek | | Establishments | Sales | Establishments | Sales |
| | | (Number) | (Number) | (\$1,000) | (\$1,000) | (Number) | (Number) | (Number) | (\$1,000) | (Number) | (\$1,000) | | |
| 1 | Owsley County..... | 54 | 8 | 804 | 266 | 12 | 10 | 9 | 53 | 32 | 360 | 4 | 40 |
| 2 | Pendleton County..... | 92 | 56 | 5,080 | 4,442 | 373 | 200 | 161 | 102 | 32 | 1,379 | 8 | 244 |
| 3 | Perry County..... | 328 | 134 | 19,778 | 16,004 | 1,578 | 631 | 569 | 341 | 121 | 4,981 | 54 | 1,127 |
| 4 | Hazard..... | 125 | 89 | 11,869 | 10,943 | 1,187 | 465 | 421 | 120 | 34 | 3,020 | 19 | 496 |
| 5 | Remainder of County..... | 203 | 45 | 7,909 | 5,061 | 391 | 166 | 148 | 221 | 87 | 1,961 | 35 | 631 |
| 6 | Pike County..... | 555 | 221 | 27,211 | 21,621 | 2,026 | 900 | 763 | 564 | 255 | 7,614 | 51 | 1,122 |
| 7 | Pikeville..... | 157 | 101 | 14,535 | 13,533 | 1,426 | 634 | 522 | 149 | 47 | 2,924 | 19 | 550 |
| 8 | Remainder of County..... | 398 | 120 | 12,676 | 8,088 | 600 | 266 | 241 | 415 | 208 | 4,690 | 32 | 572 |
| 9 | Powell County..... | 52 | 12 | 1,572 | 726 | 61 | 31 | 27 | 61 | 15 | 207 | 6 | 189 |
| 10 | Pulaski County..... | 311 | 159 | 18,214 | 15,616 | 1,550 | 869 | 737 | 345 | 102 | 4,418 | 30 | 1,018 |
| 11 | Somerset..... | 176 | 118 | 13,986 | 13,008 | 1,354 | 753 | 631 | 189 | 43 | 3,900 | 21 | 684 |
| 12 | Remainder of County..... | 135 | 41 | 4,228 | 2,608 | 196 | 116 | 106 | 156 | 59 | 1,118 | 9 | 334 |
| 13 | Robertson County..... | 20 | 6 | 507 | 217 | 13 | 10 | 6 | 18 | 9 | 275 | 1 | (D) |
| 14 | Rockcastle County..... | 125 | 53 | 3,907 | 2,599 | 168 | 144 | 107 | 139 | 32 | 916 | 13 | 216 |
| 15 | Rowan County..... | 132 | 74 | 7,604 | 6,572 | 520 | 270 | 248 | 156 | 34 | 1,330 | 14 | 418 |
| 16 | Morehead..... | 103 | 63 | 6,623 | 5,875 | 452 | 242 | 221 | 122 | 24 | 1,242 | 11 | 349 |
| 17 | Remainder of County..... | 29 | 11 | 981 | 697 | 68 | 28 | 27 | 34 | 10 | 88 | 3 | 69 |
| 18 | Russell County..... | 103 | 43 | 3,744 | 2,576 | 131 | 100 | 69 | 122 | 30 | 1,096 | 4 | 104 |
| 19 | Scott County..... | 140 | 88 | 9,532 | 8,536 | 780 | 390 | 325 | 159 | 47 | 3,050 | 22 | 537 |
| 20 | Georgetown..... | 104 | 74 | 8,449 | 7,877 | 724 | 356 | 292 | 119 | 32 | 2,637 | 15 | 397 |
| 21 | Remainder of County..... | 36 | 14 | 1,083 | 659 | 56 | 34 | 33 | 40 | 15 | 413 | 7 | 140 |
| 22 | Shelby County..... | 152 | 102 | 14,964 | 13,796 | 1,269 | 544 | 453 | 168 | 33 | 2,805 | 14 | 671 |
| 23 | Shelbyville..... | 113 | 81 | 12,683 | 11,925 | 1,165 | 490 | 404 | 117 | 23 | 2,320 | 11 | (D) |
| 24 | Remainder of County..... | 39 | 21 | 2,281 | 1,871 | 104 | 54 | 49 | 51 | 10 | 485 | 3 | (D) |
| 25 | Simpson County..... | 122 | 72 | 9,865 | 9,095 | 837 | 464 | 363 | 123 | 27 | 1,716 | 14 | 389 |
| 26 | Franklin..... | 115 | 67 | 9,266 | (D) | 785 | 435 | 335 | 115 | 24 | (D) | 13 | (D) |
| 27 | Remainder of County..... | 7 | 5 | 599 | (D) | 52 | 29 | 28 | 8 | 3 | (D) | 1 | (D) |
| 28 | Spencer County..... | 33 | 23 | 3,254 | 2,968 | 278 | 141 | 104 | 35 | 9 | 655 | 4 | 100 |
| 29 | Taylor County..... | 129 | 89 | 9,807 | 9,085 | 719 | 388 | 284 | 162 | 34 | 2,254 | 14 | 312 |
| 30 | Campbellville..... | 112 | 80 | 9,140 | 8,514 | 654 | 349 | 254 | 141 | 27 | 2,117 | 13 | (D) |
| 31 | Remainder of County..... | 17 | 9 | 667 | 571 | 65 | 39 | 30 | 21 | 7 | 137 | 1 | (D) |
| 32 | Todd County..... | 111 | 69 | 6,430 | 5,782 | 418 | 249 | 199 | 129 | 39 | 1,593 | 10 | 268 |
| 33 | Trigg County..... | 76 | 42 | 4,417 | 3,569 | 263 | 140 | 122 | 76 | 25 | 1,158 | 4 | 160 |
| 34 | Trimble County..... | 36 | 24 | 1,800 | 1,516 | 91 | 53 | 44 | 41 | 7 | 389 | 7 | 126 |
| 35 | Union County..... | 190 | 136 | 12,578 | 11,360 | 1,102 | 507 | 432 | 207 | 43 | 3,096 | 29 | 663 |
| 36 | Morganfield..... | 72 | 60 | 6,580 | 6,388 | 628 | 258 | 224 | 82 | 11 | 1,023 | 12 | 321 |
| 37 | Remainder of County..... | 118 | 76 | 5,998 | 4,972 | 474 | 249 | 208 | 125 | 32 | 2,073 | 17 | 342 |
| 38 | Warren County..... | 429 | 293 | 38,230 | 35,230 | 3,507 | 1,722 | 1,466 | 478 | 115 | 8,151 | 68 | 2,349 |
| 39 | Bowling Green..... | 336 | 250 | 33,147 | 31,083 | 3,226 | 1,595 | 1,341 | 380 | 77 | 7,019 | 54 | 1,856 |
| 40 | Remainder of County..... | 93 | 43 | 5,083 | 4,147 | 281 | 127 | 125 | 98 | 38 | 1,132 | 14 | 493 |
| 41 | Washington County..... | 106 | 62 | 6,564 | 5,750 | 517 | 245 | 219 | 138 | 28 | 1,772 | 7 | 221 |
| 42 | Wayne County..... | 97 | 43 | 4,191 | 3,307 | 207 | 122 | 103 | 118 | 12 | 590 | 7 | 133 |
| 43 | Monticello..... | 75 | 41 | 3,853 | (D) | (D) | (D) | (D) | (D) | 6 | 494 | 7 | (D) |
| 44 | Remainder of County..... | 22 | 2 | 338 | (D) | (D) | (D) | (D) | (D) | 6 | 96 | ... | (D) |
| 45 | Webster County..... | 178 | 90 | 8,883 | 6,771 | 546 | 291 | 251 | 202 | 55 | 2,117 | 17 | 307 |
| 46 | Providence..... | 69 | 33 | 4,284 | 3,318 | 301 | 138 | 118 | 79 | 21 | 687 | 3 | 69 |
| 47 | Remainder of County..... | 109 | 57 | 4,599 | 3,453 | 245 | 153 | 133 | 123 | 34 | 1,430 | 14 | 238 |
| 48 | Whitley County..... | 282 | 168 | 17,679 | 15,743 | 1,281 | 655 | 560 | 294 | 84 | 4,582 | 29 | 800 |
| 49 | Corbin (part) ¹ | 141 | 101 | 10,853 | 10,085 | 901 | 436 | 384 | 145 | 33 | 2,314 | 16 | 511 |
| 50 | Williamsburg..... | 70 | 44 | 4,468 | 4,090 | 252 | 138 | 110 | 74 | 18 | 1,568 | 4 | 72 |
| 51 | Remainder of County..... | 71 | 23 | 2,358 | 1,568 | 128 | 81 | 66 | 75 | 33 | 700 | 9 | 217 |
| 52 | Wolfe County..... | 48 | 14 | 1,203 | 651 | 33 | 28 | 24 | 57 | 17 | 238 | 1 | (D) |
| 53 | Woodford County..... | 112 | 76 | 7,843 | 7,135 | 531 | 249 | 200 | 132 | 31 | 2,267 | 15 | 350 |
| 54 | Versailles..... | 85 | 53 | 6,192 | 5,584 | 432 | 203 | 164 | 98 | 23 | 1,801 | 13 | (D) |
| 55 | Remainder of County..... | 27 | 23 | 1,651 | 1,551 | 99 | 46 | 36 | 34 | 8 | 466 | 2 | (D) |

Standard Notes: (D) Withheld to avoid disclosure. (NA) Not available. XXXX Not applicable. (Z) Less than \$500. ... Represents zero.
¹Corbin is in Knox and Whitley counties.

CITIES OF 2,500 INHABITANTS OR MORE — Continued

Kind-of-Business Group — Establishments and Sales

| Kind-of-business group — Continued | | | | | | | | | | | | | | | | | | Line No. |
|------------------------------------|-----------------|-----------------------------|-----------------|--|-----------------|----------------------|-----------------|---------------------------|-----------------|---|-----------------|---------------------------------|-----------------|-------------------------|-----------------|-------------------------|-----------------|----------|
| General merchandise group | | Apparel, accessories stores | | Furniture, home furnishings, appliance dealers | | Automotive group | | Gasoline service stations | | Lumber, bldg. mats., hardware, farm equipment dealers | | Drug stores, proprietary stores | | Other retail stores | | Nonstore retailers | | |
| Establishments (Number) | Sales (\$1,000) | Establishments (Number) | Sales (\$1,000) | Establishments (Number) | Sales (\$1,000) | Establishments (No.) | Sales (\$1,000) | Establishments (Number) | Sales (\$1,000) | Establishments (Number) | Sales (\$1,000) | Establishments (No.) | Sales (\$1,000) | Establishments (Number) | Sales (\$1,000) | Establishments (Number) | Sales (\$1,000) | |
| 7 | 148 | 2 | (D) | 3 | 65 | ... | ... | 2 | (D) | ... | ... | ... | ... | 4 | 32 | ... | ... | 1 |
| 10 | 520 | 3 | 141 | 4 | 79 | 6 | 858 | 8 | 372 | 6 | 613 | 3 | 173 | 8 | 679 | 4 | 22 | 2 |
| 51 | 4,450 | 14 | 1,015 | 8 | 645 | 15 | 3,988 | 23 | 964 | 4 | 561 | 4 | (D) | 33 | 1,576 | 1 | (D) | 3 |
| 8 | 1,011 | 12 | (D) | 8 | 645 | 10 | 3,316 | 9 | 535 | 4 | 561 | 3 | 411 | 17 | 838 | 1 | (D) | 4 |
| 43 | 3,448 | 2 | (D) | ... | ... | 5 | 672 | 14 | 429 | ... | ... | 1 | (D) | 16 | 738 | ... | ... | 5 |
| 69 | 4,616 | 18 | 1,618 | 24 | 1,308 | 21 | 5,844 | 59 | 2,170 | 15 | 1,408 | 6 | (D) | 33 | 945 | 4 | (D) | 6 |
| 11 | 1,722 | 17 | (D) | 16 | 893 | 13 | 4,984 | 7 | 394 | 7 | 710 | 5 | 406 | 13 | 371 | 2 | (D) | 7 |
| 58 | 2,894 | 1 | (D) | 8 | 415 | 8 | 860 | 52 | 1,776 | 8 | 698 | 1 | (D) | 20 | 574 | 2 | (D) | 8 |
| 9 | 596 | ... | ... | 2 | (D) | 1 | (D) | 10 | 248 | 3 | 28 | 2 | (D) | 4 | (D) | ... | ... | 9 |
| 31 | 1,972 | 16 | 1,431 | 14 | 1,409 | 17 | 3,167 | 31 | 1,765 | 15 | 1,189 | 7 | 632 | 32 | 1,024 | 16 | 189 | 10 |
| 13 | 1,530 | 15 | (D) | 12 | (D) | 13 | 2,626 | 14 | 1,013 | 11 | 937 | 5 | (D) | 21 | 543 | 8 | 81 | 11 |
| 12 | 442 | 1 | (D) | 2 | (D) | 4 | 541 | 17 | 752 | 4 | 252 | 2 | (D) | 11 | 481 | 8 | 108 | 12 |
| 3 | 64 | ... | ... | ... | ... | ... | ... | 3 | 113 | 2 | (D) | ... | ... | 2 | (D) | ... | ... | 13 |
| 31 | 750 | 5 | 151 | 1 | (D) | 3 | 189 | 16 | 776 | 5 | 352 | 4 | 125 | 11 | (D) | 4 | 32 | 14 |
| 10 | 771 | 6 | 336 | 12 | 588 | 12 | 2,028 | 17 | 577 | 11 | 913 | 3 | 233 | 8 | (D) | 5 | (D) | 15 |
| 7 | 583 | 6 | 336 | 12 | 588 | 11 | (D) | 13 | 462 | 8 | (D) | 3 | 233 | 6 | 161 | 2 | (D) | 16 |
| 3 | 188 | ... | ... | ... | ... | 1 | (D) | 4 | 115 | 3 | (D) | ... | ... | 2 | (D) | 3 | (D) | 17 |
| 12 | 474 | 3 | 155 | 5 | 203 | 9 | 564 | 16 | 487 | 9 | 332 | 3 | 178 | 12 | 151 | ... | ... | 18 |
| 5 | 501 | 10 | 349 | 10 | 475 | 8 | 1,782 | 15 | 681 | 9 | 816 | 3 | 337 | 11 | 1,004 | ... | ... | 19 |
| 4 | (D) | 10 | 349 | 9 | (D) | 6 | (D) | 7 | 547 | 8 | (D) | 3 | 337 | 10 | (D) | ... | ... | 20 |
| 1 | (D) | ... | ... | 1 | (D) | 2 | (D) | 8 | 134 | 1 | (D) | ... | ... | 1 | (D) | ... | ... | 21 |
| 14 | 1,203 | 6 | 490 | 8 | (D) | 13 | 3,878 | 17 | 932 | 18 | 1,956 | 2 | (D) | 21 | 2,046 | 6 | 46 | 22 |
| 8 | 928 | 6 | 490 | 6 | 693 | 12 | (D) | 9 | 672 | 14 | (D) | 2 | (D) | 16 | 1,836 | 6 | 46 | 23 |
| 6 | 275 | ... | ... | 2 | (D) | 1 | (D) | 8 | 260 | 4 | (D) | ... | ... | 5 | 210 | ... | ... | 24 |
| 5 | 347 | 6 | 1,231 | 3 | 103 | 9 | 1,839 | 18 | 642 | 12 | 958 | 1 | (D) | 25 | 2,462 | 2 | (D) | 25 |
| 5 | 347 | 6 | 1,231 | 3 | 103 | 8 | (D) | 16 | (D) | 12 | 958 | 1 | (D) | 25 | 2,462 | 2 | (D) | 26 |
| ... | ... | ... | ... | ... | ... | 1 | (D) | 2 | (D) | ... | ... | ... | ... | ... | ... | ... | ... | 27 |
| 7 | 256 | 1 | (D) | 1 | (D) | 4 | 1,061 | 3 | (D) | ... | ... | 1 | (D) | 3 | (D) | ... | ... | 28 |
| 9 | 745 | 11 | 720 | 5 | 650 | 8 | 1,753 | 15 | (D) | 15 | 1,750 | 3 | 221 | 14 | 607 | 1 | (D) | 29 |
| 7 | (D) | 1 | (D) | 5 | 650 | 8 | 1,753 | 14 | 734 | 10 | 1,485 | 3 | 221 | 14 | 607 | 1 | (D) | 30 |
| 2 | (D) | 1 | (D) | ... | ... | ... | ... | 1 | (D) | 5 | 265 | ... | ... | ... | ... | ... | ... | 31 |
| 13 | 758 | 3 | 98 | 5 | 364 | 4 | 717 | 12 | 474 | 12 | 859 | 4 | 267 | 8 | (D) | 1 | (D) | 32 |
| 7 | 387 | 1 | (D) | 3 | 201 | 9 | 1,082 | 12 | 405 | 5 | 486 | 2 | (D) | 8 | 295 | ... | ... | 33 |
| 3 | (D) | ... | ... | 1 | (D) | ... | ... | 9 | 325 | 6 | 436 | 1 | (D) | 2 | (D) | ... | ... | 34 |
| 13 | 596 | 7 | 344 | 13 | 695 | 12 | 2,549 | 25 | 834 | 16 | 1,959 | 7 | 384 | 23 | (D) | 2 | (D) | 35 |
| 3 | 118 | 4 | 256 | 6 | 284 | 5 | 1,892 | 8 | 323 | 7 | 1,479 | 3 | 195 | 11 | (D) | 2 | (D) | 36 |
| 10 | 478 | 3 | 88 | 7 | 411 | 7 | 657 | 17 | 511 | 9 | 480 | 4 | 189 | 12 | 769 | ... | ... | 37 |
| 18 | 3,473 | 25 | 2,700 | 16 | 1,494 | 32 | 7,069 | 49 | 3,098 | 28 | 3,866 | 12 | 1,263 | 58 | 4,669 | 8 | 98 | 38 |
| 10 | 3,242 | 25 | 2,700 | 16 | 1,494 | 28 | (D) | 41 | 2,612 | 23 | 3,493 | 11 | (D) | 45 | 3,504 | 6 | (D) | 39 |
| 8 | 231 | ... | ... | ... | ... | 4 | (D) | 8 | 486 | 5 | 373 | 1 | (D) | 13 | 1,165 | 2 | (D) | 40 |
| 18 | 767 | 7 | 388 | 3 | (D) | 9 | 1,124 | 9 | 350 | 11 | 934 | 3 | 189 | 11 | (D) | ... | ... | 41 |
| 24 | 547 | 5 | 257 | 3 | 117 | 12 | 1,064 | 6 | 255 | 4 | 424 | 5 | 264 | 17 | (D) | 2 | (D) | 42 |
| 13 | 404 | 5 | 257 | 3 | 117 | 12 | 1,064 | 6 | 255 | 3 | (D) | 5 | 264 | 13 | 464 | 2 | (D) | 43 |
| 11 | 143 | ... | ... | ... | ... | ... | ... | ... | ... | 1 | (D) | ... | ... | 4 | (D) | ... | ... | 44 |
| 21 | 1,273 | 7 | (D) | 8 | 422 | 9 | 1,615 | 28 | 1,044 | 11 | 1,105 | 8 | 222 | 12 | 593 | 2 | (D) | 45 |
| 6 | 430 | 6 | 169 | 4 | 300 | 8 | (D) | 7 | 318 | 2 | (D) | 4 | 130 | 8 | 461 | ... | ... | 46 |
| 15 | 843 | 1 | (D) | 4 | 122 | 1 | (D) | 21 | 726 | 9 | (D) | 4 | 92 | 4 | 132 | 2 | (D) | 47 |
| 22 | 1,950 | 22 | 1,328 | 9 | 812 | 20 | 4,547 | 33 | 1,502 | 15 | 809 | 6 | 428 | 35 | 775 | 7 | 146 | 48 |
| 6 | 1,079 | 12 | 600 | 7 | (D) | 15 | 3,434 | 15 | 892 | 10 | 570 | 3 | 180 | 18 | 438 | 6 | (D) | 49 |
| 9 | 674 | 7 | 277 | 1 | (D) | 5 | 1,113 | 7 | 222 | 4 | (D) | 2 | (D) | 12 | 137 | 1 | (D) | 50 |
| 7 | 197 | 3 | 451 | 1 | (D) | ... | ... | 11 | 388 | 1 | (D) | 1 | (D) | 5 | 200 | ... | ... | 51 |
| 14 | 613 | 3 | 63 | ... | ... | 1 | (D) | 1 | (D) | 1 | (D) | 1 | (D) | 7 | 90 | 2 | (D) | 52 |
| 6 | 299 | 5 | 194 | 6 | 195 | 5 | 1,334 | 9 | 655 | 15 | 1,279 | 4 | 254 | 16 | 1,016 | ... | ... | 53 |
| 4 | (D) | 4 | (D) | 6 | 195 | 4 | (D) | 8 | (D) | 9 | 917 | 3 | (D) | 11 | 582 | ... | ... | 54 |
| 2 | (D) | 1 | (D) | ... | ... | 1 | (D) | 1 | (D) | 6 | 362 | 1 | (D) | 5 | 434 | ... | ... | 55 |

RETAIL TRADE—AREA STATISTICS

Table 102A. RETAIL TRADE: 1948¹— COUNTIES; CITIES OF 2,500 INHABITANTS OR MORE

Establishments and Sales

| County and city | Establishments, 1948 (Number) | Sales, 1948 (\$1,000) | County and city | Establishments, 1948 (Number) | Sales, 1948 (\$1,000) | County and city | Establishments, 1948 (Number) | Sales, 1948 (\$1,000) |
|--------------------------|----------------------------------|--------------------------|----------------------------------|----------------------------------|--------------------------|--------------------------|----------------------------------|--------------------------|
| Kentucky, total..... | 26,338 | 1,661,652 | Fayette County..... | 966 | 105,624 | Lawrence County..... | 95 | 3,904 |
| Adair County..... | 137 | 4,577 | Lexington..... | 817 | 98,270 | Lee County..... | 72 | 1,429 |
| Allen County..... | 113 | 5,496 | Remainder of County..... | 149 | 7,354 | Leslie County..... | 112 | 2,202 |
| Anderson County..... | 100 | 5,344 | Fleming County..... | 126 | 4,549 | Letcher County..... | 312 | 15,730 |
| Ballard County..... | 106 | 3,134 | Floyd County..... | 455 | 19,140 | Jenkins..... | 42 | 3,577 |
| Barren County..... | 265 | 16,975 | Prestonsburg..... | 71 | 5,926 | Remainder of County..... | 270 | 12,153 |
| Glasgow..... | 140 | 12,961 | Remainder of County..... | 384 | 13,214 | Lewis County..... | 85 | 3,157 |
| Remainder of County..... | 125 | 4,014 | Franklin County..... | 237 | 18,934 | Lincoln County..... | 160 | 6,193 |
| Bath County..... | 84 | 2,371 | Frankfort..... | 167 | 15,797 | Livingston County..... | 95 | 1,903 |
| Bell County..... | 412 | 26,550 | Remainder of County..... | 70 | 3,137 | Logan County..... | 215 | 11,628 |
| Middlesboro..... | 181 | 15,856 | Fulton County..... | 222 | 12,023 | Russellville..... | 106 | 8,041 |
| Pineville..... | 86 | 5,920 | Fulton..... | 96 | 7,611 | Remainder of County..... | 109 | 3,587 |
| Remainder of County..... | 145 | 4,774 | Remainder of County..... | 126 | 4,412 | Lyon County..... | 47 | 1,558 |
| Boone County..... | 117 | 4,614 | Gallatin County..... | 45 | 1,634 | McCracken County..... | 592 | 44,082 |
| Bourbon County..... | 162 | 11,792 | Garrard County..... | 103 | 4,430 | Paducah..... | 502 | 41,615 |
| Paris..... | 112 | 10,161 | Grant County..... | 97 | 4,894 | Remainder of County..... | 90 | 2,467 |
| Remainder of County..... | 50 | 1,631 | Graves County..... | 314 | 17,504 | McCreary County..... | 132 | 5,185 |
| Boyd County..... | 474 | 37,233 | Mayfield..... | 182 | 14,363 | McLean County..... | 92 | 2,942 |
| Ashland..... | 349 | 33,481 | Remainder of County..... | 132 | 3,141 | Madison County..... | 259 | 16,100 |
| Catlettsburg..... | 64 | 2,514 | Grayson County..... | 121 | 4,893 | Richmond..... | 136 | 11,752 |
| Remainder of County..... | 61 | 1,238 | Green County..... | 97 | 3,565 | Remainder of County..... | 123 | 4,348 |
| Boyle County..... | 167 | 17,188 | Greenup County..... | 169 | 5,985 | Magoffin County..... | 74 | 1,703 |
| Danville..... | 106 | 14,349 | Hancock County..... | 50 | 1,755 | Marion County..... | 153 | 8,914 |
| Remainder of County..... | 61 | 2,839 | Hardin County..... | 267 | 18,369 | Lebanon..... | 103 | 7,367 |
| Bracken County..... | 105 | 3,641 | Elizabethtown..... | 95 | 10,961 | Remainder of County..... | 50 | 1,547 |
| Breathitt County..... | 139 | 2,912 | Remainder of County..... | 172 | 7,408 | Marshall County..... | 151 | 4,852 |
| Breckinridge County..... | 138 | 4,672 | Harlan County..... | 531 | 37,216 | Martin County..... | 88 | 1,555 |
| Bullitt County..... | 95 | 3,308 | Cumberland..... | 95 | 5,098 | Mason County..... | 211 | 16,141 |
| Butler County..... | 83 | 1,747 | Harlan..... | 104 | 16,558 | Maysville..... | 149 | 14,736 |
| Caldwell County..... | 133 | 6,806 | Remainder of County..... | 332 | 15,560 | Remainder of County..... | 62 | 1,405 |
| Princeton..... | 90 | 5,104 | Harrison County..... | 144 | 9,117 | Meade County..... | 84 | 3,480 |
| Remainder of County..... | 43 | 1,702 | Cynthiana..... | 103 | 7,948 | Menifee County..... | 21 | 583 |
| Calloway County..... | 212 | 10,972 | Remainder of County..... | 41 | 1,169 | Mercer County..... | 135 | 8,403 |
| Murray..... | 111 | 8,530 | Hart County..... | 164 | 6,207 | Harrodsburg..... | 86 | 7,135 |
| Remainder of County..... | 101 | 2,442 | Henderson County..... | 341 | 20,518 | Remainder of County..... | 49 | 1,268 |
| Campbell County..... | 727 | 46,697 | Henderson..... | 243 | 17,062 | Metcalfe County..... | 73 | 1,952 |
| Bellevue..... | 75 | 3,102 | Remainder of County..... | 98 | 3,456 | Monroe County..... | 106 | 4,190 |
| Dayton..... | 85 | 3,601 | Henry County..... | 127 | 5,198 | Montgomery County..... | 123 | 8,082 |
| Fort Thomas..... | 50 | 3,275 | Hickman County..... | 71 | 2,523 | Mount Sterling..... | 103 | 7,576 |
| Newport..... | 398 | 32,285 | Hopkins County..... | 326 | 24,924 | Remainder of County..... | 20 | 506 |
| Remainder of County..... | 119 | 4,434 | Earlington..... | 23 | 1,563 | Morgan County..... | 53 | 1,920 |
| Carlisle County..... | 68 | 2,258 | Madisonville..... | 156 | 15,910 | Muhlenberg County..... | 336 | 14,698 |
| Carroll County..... | 117 | 7,094 | Remainder of County..... | 147 | 7,451 | Central City..... | 98 | 5,686 |
| Carrollton..... | 71 | 4,637 | Jackson County..... | 100 | 1,865 | Remainder of County..... | 238 | 9,012 |
| Remainder of County..... | 46 | 2,457 | Jefferson County..... | 4,493 | 450,611 | Nelson County..... | 167 | 9,617 |
| Carters County..... | 167 | 6,064 | Louisville..... | 3,888 | 403,684 | Bardstown..... | 72 | 6,071 |
| Casey County..... | 120 | 3,286 | Remainder of County..... | 605 | 46,927 | Remainder of County..... | 95 | 3,546 |
| Christian County..... | 384 | 25,609 | Jessamine County..... | 109 | 5,543 | Nicholas County..... | 61 | 2,893 |
| Hopkinsville..... | 235 | 20,161 | Nicholasville..... | 59 | 4,207 | Ohio County..... | 181 | 5,823 |
| Remainder of County..... | 149 | 5,448 | Remainder of County..... | 50 | 1,336 | Oldham County..... | 73 | 4,049 |
| Clark County..... | 226 | 14,422 | Johnson County..... | 197 | 10,102 | Owen County..... | 78 | 3,633 |
| Winchester..... | 189 | 13,839 | Paintsville..... | 96 | 8,346 | Owsley County..... | 33 | 406 |
| Remainder of County..... | 37 | 583 | Remainder of County..... | 101 | 1,756 | Pendleton County..... | 81 | 3,266 |
| Clay County..... | 122 | 3,719 | Kenton County..... | 1,000 | 73,690 | Perry County..... | 394 | 22,894 |
| Clinton County..... | 67 | 2,294 | Covington..... | 731 | 59,096 | Hazard..... | 137 | 13,531 |
| Crittenden County..... | 100 | 4,353 | Elsmere..... | 22 | 1,678 | Remainder of County..... | 257 | 9,363 |
| Cumberland County..... | 75 | 2,521 | Erlanger..... | 42 | 4,207 | Pike County..... | 670 | 30,940 |
| Daviess County..... | 589 | 44,427 | Ludlow..... | 61 | 2,383 | Pikeville..... | 130 | 14,329 |
| Owensboro..... | 437 | 39,100 | South Fort Mitchell..... | 26 | 2,493 | Remainder of County..... | 540 | 16,611 |
| Remainder of County..... | 152 | 5,327 | Remainder of County..... | 118 | 3,833 | Powell County..... | 69 | 1,236 |
| Edmonson County..... | 73 | 1,634 | Knott County..... | 141 | 2,486 | Pulaski County..... | 343 | 15,731 |
| Elliott County..... | 45 | 566 | Knox County..... | 196 | 6,209 | Somerset..... | 130 | 11,352 |
| Estill County..... | 138 | 4,079 | Barbourville..... | 61 | 3,623 | Remainder of County..... | 213 | 4,379 |
| Irvine..... | 59 | 2,453 | Corbin (part) ² | 9 | 208 | | | |
| Remainder of County..... | 79 | 1,626 | Remainder of County..... | 126 | 2,378 | | | |
| | | | Larue County..... | 96 | 4,531 | | | |
| | | | Laurel County..... | 216 | 8,528 | | | |
| | | | London..... | 89 | 5,399 | | | |
| | | | Remainder of County..... | 127 | 3,129 | | | |

Standard Notes: (D) Withheld to avoid disclosure. (NA) Not available.

¹Data in this table differ from those which appeared in the publications of the 1948 Census of Retail Trade. For a description of the adjustments see Comparison of 1948 and 1954 Censuses in the Introduction.²Corbin is in Knox and Whitley Counties.

Table 102A. RETAIL TRADE: 1948¹— COUNTIES; CITIES OF 2,500 INHABITANTS OR MORE— Continued

Establishments and Sales

| County and city | Establishments, 1948 (Number) | Sales, 1948 (\$1,000) | County and city | Establishments, 1948 (Number) | Sales, 1948 (\$1,000) | County and city | Establishments, 1948 (Number) | Sales, 1948 (\$1,000) |
|--------------------------|----------------------------------|--------------------------|--------------------------|----------------------------------|--------------------------|----------------------------------|----------------------------------|--------------------------|
| Robertson County..... | 25 | 676 | Spencer County..... | 51 | 2,683 | Washington County..... | 89 | 5,343 |
| Rockcastle County..... | 138 | 3,170 | Taylor County..... | 133 | 7,559 | Wayne County..... | 139 | 4,240 |
| Rowan County..... | 119 | 4,823 | Campbellville..... | 91 | 7,018 | Monticello..... | 32 | 1,862 |
| Russell County..... | 100 | 2,895 | Remainder of County..... | 42 | 541 | Remainder of County..... | 107 | 2,378 |
| Scott County..... | 150 | 8,032 | Todd County..... | 113 | 4,621 | Webster County..... | 173 | 7,137 |
| Georgetown..... | 83 | 6,461 | Trigg County..... | 94 | 3,413 | Providence..... | 61 | 3,407 |
| Remainder of County..... | 67 | 1,571 | Trimble County..... | 31 | 970 | Remainder of County..... | 112 | 3,730 |
| Shelby County..... | 168 | 11,351 | Union County..... | 192 | 10,254 | Whitley County..... | 312 | 15,379 |
| Shelbyville..... | 100 | 9,010 | Morganfield..... | 78 | 5,695 | Corbin (part) ² | 149 | 10,111 |
| Remainder of County..... | 68 | 2,341 | Remainder of County..... | 114 | 4,559 | Remainder of County..... | 163 | 5,268 |
| Simpson County..... | 121 | 8,168 | Warren County..... | 409 | 30,407 | Wolfe County..... | 55 | 952 |
| Franklin..... | 92 | 7,398 | Bowling Green..... | 297 | 26,809 | Woodford County..... | 119 | 5,683 |
| Remainder of County..... | 29 | 770 | Remainder of County..... | 112 | 3,598 | Versailles..... | 69 | 3,911 |
| | | | | | | Remainder of County..... | 50 | 1,772 |

Standard Notes: (D) Withheld to avoid disclosure. (NA) Not available.

¹Data in this table differ from those which appeared in the publications of the 1948 Census of Retail Trade. For a description of the adjustments see Comparison of 1948 and 1954 Censuses in the Introduction. ²Corbin is in Knox and Whitley Counties.

RETAIL TRADE—AREA STATISTICS

Table 103. RETAIL TRADE: 1954 — STANDARD METROPOLITAN AREAS

Establishments, Sales, Payroll, and Personnel, by Kind of Business

| Standard metropolitan area and kind of business | Establishments | | Sales | | Payroll, entire year (\$1,000) | Payroll, workweek ended nearest Nov. 15 | | Paid employees, workweek ended nearest Nov. 15 | | Proprie- tors (un- incorpor- ated busi- nesses only) ¹ (Number) |
|--|--------------------------------|-----------------------------|---|--|---|--|-------------------------------|--|------------------------------|--|
| | Total ¹ (Number) | With payroll (Number) | Total, all establi- shments ² (\$1,000) | Establi- shments with payroll (\$1,000) | | Total (Dollars) | Full workweek (Dollars) | Total (Number) | Full workweek (Number) | |
| CINCINNATI STANDARD METROPOLITAN AREA—Consists of Hamilton County, Ohio; Campbell and Kenton Counties, Ky. | | | | | | | | | | |
| Retail trade, total..... | 9,930 | 7,206 | 1,151,383 | 1,096,765 | 137,721 | 2,615,525 | 2,389,448 | 52,494 | 41,437 | 9,905 |
| Food Stores | | | | | | | | | | |
| Total..... | 2,642 | 1,786 | 279,482 | 256,176 | 19,373 | 370,289 | 313,289 | 8,308 | 5,566 | 2,817 |
| Grocery stores..... | 1,461 | 1,039 | 218,036 | 204,246 | 13,716 | 257,582 | 213,868 | 5,664 | 3,646 | 1,557 |
| Meat markets..... | 251 | 175 | 19,565 | 17,171 | 1,396 | 25,671 | 23,354 | 466 | 344 | 266 |
| Fish (seafood) markets..... | 13 | 13 | (D) | (D) | (D) | (D) | (D) | (D) | (D) | (D) |
| Fruit stores, vegetable markets..... | 170 | 54 | 5,261 | 3,585 | 233 | 4,255 | 3,631 | 114 | 78 | 197 |
| Candy, nut, confectionery stores..... | 167 | 91 | 3,923 | 2,909 | 435 | 8,654 | 7,539 | 302 | 229 | 151 |
| Bakery products stores..... | 187 | 171 | 7,705 | 7,401 | 2,010 | 41,924 | 37,085 | 995 | 727 | 193 |
| Bakeries, with baking on premises..... | (NA) | 163 | (NA) | 7,034 | 1,961 | 40,955 | 36,319 | 964 | 710 | (NA) |
| Bakeries, without baking on premises..... | (NA) | 8 | (NA) | 367 | 49 | 969 | 766 | 31 | 17 | (NA) |
| Delicatessen stores..... | 273 | 167 | 16,188 | 12,956 | 806 | 15,494 | 12,603 | 442 | 284 | 336 |
| Food stores, n.e.c..... | 100 | 76 | (D) | (D) | (D) | (D) | (D) | (D) | (D) | (D) |
| Eating, Drinking Places | | | | | | | | | | |
| Total..... | 2,211 | 1,875 | 111,633 | 106,381 | 22,121 | 435,353 | 406,070 | 11,229 | 9,570 | 2,466 |
| Eating places (except refreshment stands)..... | 1,033 | 795 | 60,377 | 56,657 | 13,925 | 275,175 | 258,799 | 7,169 | 6,282 | 1,125 |
| Restaurants, cafeterias..... | (NA) | 756 | (NA) | 53,286 | 12,792 | 250,944 | 236,167 | 6,611 | 5,793 | (NA) |
| Caterers..... | (NA) | 6 | (NA) | (D) | 93 | 2,043 | 1,763 | 56 | 40 | (NA) |
| In-plant food contractors..... | (NA) | 33 | (NA) | (D) | 1,040 | 22,188 | 20,869 | 502 | 449 | (NA) |
| Refreshment stands..... | 113 | 85 | 2,721 | 2,463 | 359 | 4,968 | 4,414 | 186 | 144 | 116 |
| Drinking places..... | 1,065 | 995 | 48,535 | 47,261 | 7,837 | 155,210 | 142,857 | 3,874 | 3,144 | 1,225 |
| General Merchandise Group | | | | | | | | | | |
| Total..... | 279 | 203 | 151,304 | 150,216 | 25,003 | 476,481 | 418,033 | 10,575 | 7,703 | 251 |
| Department stores..... | 13 | 13 | 122,434 | 122,434 | 21,047 | 391,781 | 346,854 | 7,970 | 5,980 | ... |
| Dry goods, general merchandise stores..... | 114 | 74 | 11,006 | 10,626 | 1,194 | 28,969 | 25,924 | 651 | 502 | 117 |
| General stores..... | 24 | 14 | 1,128 | 884 | 52 | 790 | 638 | 28 | 19 | 32 |
| Variety stores..... | 128 | 102 | 16,736 | 16,272 | 2,710 | 54,941 | 44,617 | 1,926 | 1,202 | 102 |
| Apparel, Accessories Stores | | | | | | | | | | |
| Total..... | 632 | 540 | 73,823 | 72,593 | 11,473 | 216,045 | 192,917 | 4,651 | 3,466 | 515 |
| Shoe stores..... | 148 | 138 | 13,889 | 13,791 | 1,971 | 35,865 | 30,540 | 750 | 455 | 81 |
| Men's shoe stores..... | (NA) | 23 | (NA) | 1,771 | 190 | 3,432 | 3,351 | 53 | 47 | (NA) |
| Women's shoe stores..... | (NA) | 21 | (NA) | 3,185 | 489 | 8,744 | 7,901 | 169 | 115 | (NA) |
| Children's, juveniles' shoe stores..... | (NA) | ... | (NA) | ... | ... | ... | ... | ... | ... | (NA) |
| Family shoe stores..... | (NA) | 94 | (NA) | 8,835 | 1,292 | 23,689 | 19,288 | 528 | 293 | (NA) |
| Men's, boys' clothing and furnishings stores..... | (NA) | 97 | (NA) | 13,628 | 2,046 | 36,056 | 33,068 | 681 | 521 | (NA) |
| Men's, boys' clothing stores..... | (NA) | 50 | (NA) | 9,998 | 1,692 | 29,665 | 27,604 | 528 | 413 | (NA) |
| Men's, boys' furnishings stores..... | (NA) | 47 | (NA) | 3,630 | 354 | 6,391 | 5,464 | 153 | 108 | (NA) |
| Family clothing stores..... | (NA) | 78 | (NA) | 20,928 | 3,697 | 69,266 | 58,907 | 1,521 | 1,042 | (NA) |
| Women's clothing, specialty stores..... | 186 | 168 | 21,233 | 20,995 | 3,154 | 62,627 | 59,114 | 1,478 | 1,269 | 148 |
| Ready-to-wear stores..... | (NA) | 116 | (NA) | 17,943 | 2,737 | 54,164 | 51,564 | 1,264 | 1,106 | (NA) |
| Millinery stores..... | (NA) | 31 | (NA) | 1,639 | 277 | 5,205 | 4,849 | 119 | 92 | (NA) |
| Clothing, specialty stores, n.e.c..... | (NA) | 21 | (NA) | 1,413 | 140 | 3,258 | 2,704 | 95 | 71 | (NA) |
| Children's, infants' wear stores..... | 27 | 19 | 1,045 | 939 | 95 | 2,040 | 1,674 | 53 | 34 | 21 |
| Apparel stores, n.e.c..... | 58 | 40 | 2,494 | 2,312 | 510 | 10,191 | 9,614 | 168 | 145 | 54 |
| Furniture, Home Furnishings, Appliance Dealers | | | | | | | | | | |
| Total..... | 497 | 359 | 58,214 | 54,940 | 8,448 | 153,485 | 148,779 | 2,206 | 2,027 | 491 |
| Furniture, home furnishings stores..... | 306 | 234 | 41,703 | 40,221 | 6,416 | 117,548 | 114,351 | 1,641 | 1,518 | 293 |
| Furniture stores..... | (NA) | 153 | (NA) | 32,758 | 5,012 | 92,014 | 89,608 | 1,269 | 1,177 | (NA) |
| Floor covering stores..... | (NA) | 32 | (NA) | 4,276 | 840 | 14,358 | 14,263 | 185 | 179 | (NA) |
| Home furnishings stores, n.e.c., antique stores..... | (NA) | 49 | (NA) | 3,187 | 564 | 11,716 | 10,480 | 187 | 162 | (NA) |
| Household appliance, radio, TV stores..... | 187 | 125 | 16,423 | 14,719 | 2,032 | 35,937 | 34,428 | 565 | 509 | 192 |
| Household appliance stores..... | (NA) | 44 | (NA) | 5,482 | 643 | 12,367 | 11,946 | 215 | 203 | (NA) |
| Appliance, radio, TV stores..... | (NA) | 56 | (NA) | 8,197 | 1,176 | 20,081 | 19,287 | 297 | 268 | (NA) |
| Radio, TV stores..... | (NA) | 25 | (NA) | 1,040 | 213 | 3,489 | 3,195 | 53 | 38 | (NA) |
| Automotive Group | | | | | | | | | | |
| Total..... | 324 | 288 | 196,305 | 195,391 | 18,461 | 335,245 | 331,791 | 4,102 | 3,990 | 239 |
| Passenger car dealers (franchised)..... | 126 | 122 | 165,348 | 165,292 | 15,245 | 277,039 | 275,020 | 3,250 | 3,203 | 67 |
| Passenger car dealers (nonfranchised)..... | 105 | 79 | 17,814 | 17,068 | 1,234 | 22,437 | 21,879 | 306 | 281 | 113 |
| Tire, battery, accessory dealers..... | 75 | 71 | 9,738 | 9,720 | 1,775 | 31,890 | 31,106 | 492 | 456 | 37 |
| Motorcycle, aircraft, boat dealers..... | 11 | 7 | 1,182 | 1,088 | 113 | 2,184 | 2,133 | 32 | 30 | 15 |
| Household trailer dealers..... | 8 | 8 | (D) | (D) | (D) | (D) | (D) | (D) | (D) | (D) |
| Automotive dealers, n.e.c..... | 1 | 1 | (D) | (D) | (D) | (D) | (D) | (D) | (D) | (D) |
| Gasoline Service Stations | | | | | | | | | | |
| Total..... | 718 | 594 | 59,737 | 56,005 | 5,409 | 111,110 | 99,655 | 2,170 | 1,691 | 716 |
| Lumber, Bldg. Mads., Hardware, Farm Equipment Dealers | | | | | | | | | | |
| Total..... | 392 | 326 | 67,291 | 65,817 | 8,749 | 163,025 | 158,610 | 2,293 | 2,108 | 305 |
| Farm equipment dealers..... | 15 | 13 | 2,821 | (D) | 273 | 4,832 | 4,664 | 65 | 60 | 14 |
| Lumber, building materials dealers..... | 107 | 93 | 42,367 | 41,977 | 5,186 | 97,846 | 96,016 | 1,251 | 1,193 | 53 |
| Paint, glass, wallpaper stores..... | 85 | 73 | 5,811 | 5,661 | 855 | 17,245 | 16,910 | 256 | 238 | 46 |
| Plumbing, electrical supply stores..... | 39 | 25 | 5,287 | 5,021 | 1,086 | 19,652 | 19,236 | 240 | 232 | 42 |
| Hardware stores..... | 146 | 122 | 11,005 | (D) | 1,349 | 23,450 | 21,784 | 481 | 385 | 150 |
| Drug Stores, Proprietary Stores | | | | | | | | | | |
| Total..... | 421 | 393 | 37,419 | 36,763 | 4,591 | 88,192 | 70,001 | 2,366 | 1,436 | 378 |
| Drug stores..... | (NA) | 379 | (NA) | 35,094 | 4,350 | 83,570 | 66,136 | 2,253 | 1,363 | (NA) |
| Proprietary stores..... | (NA) | 14 | (NA) | 1,669 | 241 | 4,622 | 3,865 | 113 | 73 | (NA) |
| Other Retail Stores | | | | | | | | | | |
| Total..... | 1,115 | 725 | 83,909 | 78,377 | 10,070 | 189,079 | 175,259 | 3,394 | 2,778 | 1,036 |
| Liquor stores..... | 148 | 124 | 22,526 | 21,698 | 848 | 18,319 | 16,058 | 395 | 297 | 142 |
| Fuel, ice dealers..... | 111 | 73 | 14,677 | 14,187 | 1,928 | 35,781 | 34,824 | 540 | 492 | 94 |
| Fuel dealers (coal, wood)..... | (NA) | 49 | (NA) | 8,619 | 1,021 | 17,704 | 17,171 | 278 | 250 | (NA) |
| Liquefied petroleum gas dealers..... | (NA) | 10 | (NA) | 3,321 | 641 | 12,908 | 12,681 | 175 | 173 | (NA) |
| Fuel oil dealers..... | (NA) | 7 | (NA) | (D) | (D) | (D) | (D) | (D) | (D) | (NA) |
| Ice dealers..... | (NA) | 7 | (NA) | (D) | (D) | (D) | (D) | (D) | (D) | (NA) |
| Hay, grain, feed stores..... | 22 | 18 | 5,736 | 5,662 | 396 | 6,621 | 6,032 | 110 | 92 | 19 |
| Farm, garden supply stores..... | 15 | 9 | 1,287 | 1,215 | 124 | 1,940 | 1,816 | 37 | 33 | 19 |

Standard Notes: (D) Withheld to avoid disclosure. (NA) Not available. n.e.c. Not elsewhere classified. XXX Not applicable. (Z) Less than \$500. ... Represents zero.
¹Group totals may include data for establishments without payroll which could not be classified by detailed kind of business.

Table 103. RETAIL TRADE: 1954 — STANDARD METROPOLITAN AREAS — Continued
Establishments, Sales, Payroll, and Personnel, by Kind of Business

| Standard metropolitan area and kind of business | Establishments | | Sales | | Payroll, entire year (\$1,000) | Payroll, workweek ended nearest Nov. 15 | | Paid employees, workweek ended nearest Nov. 15 | | Proprietors (unincorporated businesses only) ¹ (Number) |
|--|-----------------------------|-----------------------|--|---------------------------------------|--------------------------------|---|-------------------------|--|------------------------|--|
| | Total ¹ (Number) | With payroll (Number) | Total, all establishments ¹ (\$1,000) | Establishments with payroll (\$1,000) | | Total (Dollars) | Full workweek (Dollars) | Total (Number) | Full workweek (Number) | |
| CINCINNATI STANDARD METROPOLITAN AREA—Con. | | | | | | | | | | |
| Other Retail Stores—Con. | | | | | | | | | | |
| Jewelry stores..... | 141 | 109 | 10,722 | 10,296 | 2,006 | 35,510 | 34,020 | 573 | 492 | 110 |
| Book stores..... | 7 | 5 | 347 | (D) | 58 | 864 | 735 | 30 | 21 | 3 |
| Stationery stores..... | 24 | 18 | 1,659 | 1,583 | 333 | 8,068 | 7,954 | 119 | 110 | 15 |
| Sporting goods stores..... | 35 | 17 | 2,248 | 1,900 | 326 | 5,919 | 5,799 | 90 | 86 | 32 |
| Bicycle stores..... | 10 | 8 | 380 | (D) | 57 | 1,094 | 1,013 | 23 | 19 | 11 |
| Florists..... | 104 | 78 | 4,123 | 3,767 | 663 | 12,820 | 12,147 | 240 | 208 | 124 |
| Cigar stores, stands..... | 31 | 21 | 1,264 | 1,020 | 99 | 1,840 | 1,640 | 64 | 39 | 20 |
| News dealers, newsstands..... | 36 | 8 | 933 | 463 | 36 | 945 | 860 | 31 | 23 | 35 |
| Gift, novelty, souvenir stores..... | 71 | 33 | 1,455 | 937 | 114 | 2,477 | 2,136 | 68 | 55 | 75 |
| Music stores..... | 27 | 13 | 3,640 | 3,546 | 736 | 11,792 | 11,648 | 212 | 204 | 24 |
| Camera, photographic supply stores..... | 19 | 13 | (D) | 1,762 | 226 | 4,333 | 4,068 | 75 | 65 | (D) |
| Luggage, leather goods stores..... | 10 | 6 | 577 | 541 | 102 | 2,230 | 2,115 | 29 | 26 | 9 |
| Optical goods stores..... | 26 | 24 | 1,643 | (D) | 470 | 9,115 | 9,037 | 126 | 121 | 22 |
| Office, store machine and equipment dealers..... | 11 | 7 | 278 | 254 | 29 | 672 | 535 | 16 | 11 | 13 |
| Retail stores (except second-hand) n.e.c..... | 65 | 65 | (D) | (D) | 627 | 11,094 | 10,283 | 212 | 177 | (D) |
| Second-hand stores..... | 108 | 76 | 4,274 | 3,968 | 892 | 17,645 | 12,539 | 404 | 207 | 98 |
| Nonstore Retailers | | | | | | | | | | |
| Total..... | 699 | 117 | 32,266 | 24,106 | 4,023 | 77,221 | 75,044 | 1,200 | 1,102 | 691 |
| Mail order houses..... | 16 | 8 | 1,644 | 1,556 | 106 | 1,713 | 1,652 | 38 | 33 | 20 |
| Direct selling (house-to-house) organizations..... | 643 | 89 | 23,649 | 15,963 | 3,111 | 59,274 | 57,268 | 896 | 810 | 638 |
| Merchandise vending machine operators..... | 40 | 20 | 6,973 | 6,587 | 806 | 16,234 | 16,124 | 266 | 259 | 33 |
| HUNTINGTON-ASHLAND STANDARD METROPOLITAN AREA—Consists of Cabell and Wayne Counties, W. Va.; Boyd County, Ky.; and Lawrence County, Ohio | | | | | | | | | | |
| Retail trade, total..... | 2,432 | 1,530 | 222,994 | 206,350 | 23,534 | 447,315 | 415,305 | 9,891 | 8,178 | 2,371 |
| Food Stores | | | | | | | | | | |
| Total..... | 747 | 289 | 56,131 | 46,835 | 2,860 | 55,414 | 49,730 | 1,257 | 972 | 812 |
| Grocery stores..... | 669 | 257 | 54,378 | 45,566 | 2,680 | 51,751 | 46,251 | 1,158 | 886 | 725 |
| Meat markets..... | 3 | 3 | (D) | (D) | (D) | (D) | (D) | (D) | (D) | (D) |
| Fish (seafood) markets..... | 2 | 2 | (D) | (D) | (D) | (D) | (D) | (D) | (D) | (D) |
| Fruit stores, vegetable markets..... | 13 | 7 | 255 | 157 | 8 | 227 | 167 | 8 | 6 | 13 |
| Candy, nut, confectionery stores..... | 34 | 8 | 526 | 294 | 42 | 629 | 599 | 26 | 26 | 38 |
| Bakery products stores..... | 8 | 8 | 415 | 415 | 112 | 2,309 | 2,235 | 46 | 39 | 10 |
| Bakeries, with baking on premises..... | 8 | 8 | 415 | 415 | 112 | 2,309 | 2,235 | 46 | 39 | 10 |
| Bakeries, without baking on premises..... | *** | *** | *** | *** | *** | *** | *** | *** | *** | *** |
| Delicatessen stores..... | 2 | 2 | (D) | (D) | (D) | (D) | (D) | (D) | (D) | (D) |
| Food stores, n.e.c..... | 12 | 2 | 124 | (D) | (D) | (D) | (D) | (D) | (D) | (D) |
| Eating, Drinking Places | | | | | | | | | | |
| Total..... | 428 | 340 | 2,670 | 11,578 | 2,021 | 41,567 | 39,393 | 1,447 | 1,273 | 456 |
| Eating places (except refreshment stands)..... | 264 | 204 | 7,776 | (D) | 1,416 | 29,737 | 28,394 | 1,077 | 954 | 285 |
| Restaurants, cafeterias..... | (NA) | 203 | (NA) | 7,112 | (D) | (D) | (D) | (D) | (D) | (NA) |
| Caterers..... | (NA) | *** | (NA) | *** | *** | *** | *** | *** | *** | (NA) |
| In-plant food contractors..... | (NA) | 1 | (NA) | (D) | (D) | (D) | (D) | (D) | (D) | (NA) |
| Refreshment stands..... | 38 | 36 | 1,081 | (D) | 133 | 2,420 | 2,088 | 94 | 77 | 31 |
| Drinking places..... | 126 | 100 | 3,813 | 3,353 | 472 | 9,410 | 8,911 | 276 | 242 | 140 |
| General Merchandise Group | | | | | | | | | | |
| Total..... | 99 | 75 | 27,835 | 27,241 | 3,952 | 75,070 | 61,392 | 2,171 | 1,476 | 76 |
| Department stores..... | 9 | 9 | 14,939 | 14,939 | 2,416 | 45,946 | 35,551 | 1,147 | 737 | *** |
| Dry goods, general merchandise stores..... | 26 | 18 | 3,256 | 2,994 | 326 | 6,489 | 5,859 | 180 | 133 | 23 |
| General stores..... | 53 | 21 | 2,279 | 2,003 | 114 | 1,957 | 1,667 | 64 | 46 | 43 |
| Variety stores..... | 27 | 27 | 7,305 | 7,305 | 1,096 | 20,678 | 18,315 | 780 | 560 | 6 |
| Apparel, Accessories Stores | | | | | | | | | | |
| Total..... | 153 | 141 | 15,366 | 15,162 | 2,295 | 41,672 | 38,780 | 966 | 780 | 95 |
| Shoe stores..... | 35 | 35 | 3,559 | 3,359 | 444 | 7,352 | 6,636 | 172 | 132 | 12 |
| Men's shoe stores..... | (NA) | 6 | (NA) | (D) | (D) | (D) | (D) | (D) | (D) | (NA) |
| Women's shoe stores..... | (NA) | 7 | (NA) | 494 | 87 | 1,527 | 1,220 | 33 | 23 | (NA) |
| Children's, juveniles' shoe stores..... | (NA) | 1 | (NA) | (D) | (D) | (D) | (D) | (D) | (D) | (NA) |
| Family shoe stores..... | (NA) | 21 | (NA) | 2,455 | 319 | 5,141 | 4,765 | 127 | 99 | (NA) |
| Men's, boys' clothing and furnishings stores..... | (NA) | 35 | (NA) | 4,318 | 646 | 11,390 | 10,605 | 232 | 182 | (NA) |
| Men's, boys' clothing stores..... | (NA) | 30 | (NA) | 3,924 | 550 | 9,821 | 9,168 | 194 | 154 | (NA) |
| Men's, boys' furnishings stores..... | (NA) | 5 | (NA) | 394 | 96 | 1,569 | 1,437 | 38 | 28 | (NA) |
| Family clothing stores..... | (NA) | 16 | (NA) | 1,043 | 197 | 3,258 | 3,131 | 76 | 64 | (NA) |
| Women's clothing, specialty stores..... | 48 | 46 | 5,927 | (D) | 949 | 18,474 | 17,267 | 459 | 379 | 29 |
| Ready-to-wear stores..... | (NA) | 31 | (NA) | 5,007 | 794 | 15,178 | 14,345 | 367 | 311 | (NA) |
| Millinery stores..... | (NA) | 12 | (NA) | 372 | 80 | 1,413 | 1,208 | 49 | 36 | (NA) |
| Clothing, specialty stores, n.e.c..... | (NA) | 3 | (NA) | 454 | 75 | 1,883 | 1,714 | 43 | 32 | (NA) |
| Children's, infants' wear stores..... | 6 | 6 | 384 | 384 | (D) | (D) | (D) | (D) | (D) | (D) |
| Apparel stores, n.e.c..... | 5 | 3 | (D) | (D) | (D) | (D) | (D) | (D) | (D) | (D) |
| Furniture, Home Furnishings, Appliance Dealers | | | | | | | | | | |
| Total..... | 136 | 106 | 13,005 | 12,471 | 1,966 | 36,595 | 35,822 | 599 | 562 | 143 |
| Furniture, home furnishings stores..... | 74 | 60 | 8,589 | 8,301 | 1,347 | 24,331 | 23,823 | 376 | 354 | 79 |
| Furniture stores..... | (NA) | 42 | (NA) | 7,440 | 1,213 | 21,631 | 21,347 | 328 | 314 | (NA) |
| Floor covering stores..... | (NA) | 5 | (NA) | 402 | 67 | 1,122 | 1,080 | 18 | 16 | (NA) |
| Home furnishings stores, n.e.c., antique stores..... | (NA) | 13 | (NA) | 459 | 67 | 1,578 | 1,396 | 30 | 24 | (NA) |
| Household appliance, radio, TV stores..... | 62 | 46 | 4,416 | 4,170 | 619 | 12,264 | 11,999 | 223 | 208 | 64 |
| Household appliance stores..... | (NA) | 18 | (NA) | 1,761 | 244 | 5,172 | 5,055 | 93 | 87 | (NA) |
| Appliance, radio, TV stores..... | (NA) | 15 | (NA) | 1,400 | 153 | 3,056 | 2,964 | 52 | 47 | (NA) |
| Radio, TV stores..... | (NA) | 13 | (NA) | 1,009 | 222 | 4,036 | 3,980 | 78 | 74 | (NA) |
| Automotive Group | | | | | | | | | | |
| Total..... | 127 | 95 | 40,026 | 38,644 | 3,880 | 72,923 | 71,422 | 1,085 | 1,032 | 105 |
| Passenger car dealers (franchised)..... | 48 | 48 | 32,363 | 32,363 | 3,317 | 61,021 | 60,348 | 876 | 858 | 23 |
| Passenger car dealers (nonfranchised)..... | 49 | 19 | 3,633 | (D) | 155 | 2,953 | 2,658 | 49 | 43 | 60 |
| Tire, battery, accessory dealers..... | 26 | 24 | 2,833 | (D) | 368 | 7,765 | 7,273 | 141 | 115 | 20 |
| Motorcycle, aircraft, boat dealers..... | 1 | 1 | (D) | (D) | (D) | (D) | (D) | (D) | (D) | (D) |
| Household trailer dealers..... | 3 | 3 | (D) | (D) | (D) | (D) | (D) | (D) | (D) | (D) |
| Automotive dealers, n.e.c..... | *** | *** | *** | *** | *** | *** | *** | *** | *** | *** |

Standard Notes: (D) Withheld to avoid disclosure, (NA) Not available, n.e.c. Not elsewhere classified, XXX Not applicable, (Z) Less than \$500, ... Represents zero.
¹ Group totals may include data for establishments without payroll which could not be classified by detailed kind of business.

Table 103. RETAIL TRADE: 1954 — STANDARD METROPOLITAN AREAS — Continued

Establishments, Sales, Payroll, and Personnel, by Kind of Business

| Standard metropolitan area and kind of business | Establishments | | Sales | | Payroll, entire year (\$1,000) | Payroll, workweek ended nearest Nov. 15 | | Paid employees, workweek ended nearest Nov. 15 | | Proprietors (unincorporated businesses only) ¹ (Number) |
|---|-----------------------------|-----------------------|--|---------------------------------------|--------------------------------|---|-------------------------|--|------------------------|--|
| | Total ¹ (Number) | With payroll (Number) | Total, all establishments ¹ (\$1,000) | Establishments with payroll (\$1,000) | | Total (Dollars) | Full workweek (Dollars) | Total (Number) | Full workweek (Number) | |
| HUNTINGTON-ASHLAND STANDARD METROPOLITAN AREA—Con. | | | | | | | | | | |
| Gasoline Service Stations | | | | | | | | | | |
| Total | 238 | 174 | 13,811 | 12,569 | 1,161 | 22,549 | 21,432 | 517 | 450 | 234 |
| Lumber, Bldg. Mats., Hardware, Farm Equipment Dealers | | | | | | | | | | |
| Total | 110 | 78 | 15,220 | 14,452 | 2,231 | 42,181 | 40,944 | 650 | 605 | 92 |
| Farm equipment dealers | 11 | 9 | 1,233 | (D) | 119 | 2,315 | 2,290 | 38 | 37 | 9 |
| Lumber, building materials dealers | 33 | 25 | 7,394 | 7,264 | 1,194 | 23,751 | 23,326 | 329 | 310 | 24 |
| Paint, glass, wallpaper stores | 12 | 12 | 1,032 | 1,032 | 155 | 2,836 | 2,762 | 51 | 48 | 7 |
| Plumbing, electrical supply stores | 7 | 5 | 530 | (D) | 95 | 1,637 | 1,637 | 27 | 27 | 6 |
| Hardware stores | 47 | 27 | 5,031 | 4,495 | 668 | 11,642 | 10,929 | 205 | 183 | 46 |
| Drug Stores, Proprietary Stores | | | | | | | | | | |
| Total | 71 | 67 | 6,339 | 6,249 | 870 | 15,780 | 14,334 | 411 | 319 | 74 |
| Drug stores | (NA) | 55 | (NA) | 5,844 | 831 | 15,062 | 13,701 | 383 | 298 | (NA) |
| Proprietary stores | (NA) | 12 | (NA) | 405 | 39 | 718 | 633 | 28 | 21 | (NA) |
| Other Retail Stores | | | | | | | | | | |
| Total | 226 | 142 | 15,128 | 14,298 | 1,497 | 27,717 | 26,485 | 539 | 472 | 199 |
| Liquor stores | 23 | 19 | 5,566 | 5,538 | 194 | 3,816 | 3,816 | 60 | 60 | 19 |
| Fuel, ice dealers | 16 | 4 | 389 | 319 | 69 | 1,116 | 1,116 | 18 | 18 | 15 |
| Fuel dealers (coal, wood) | (NA) | 1 | (NA) | (D) | (D) | (D) | (D) | (D) | (D) | (NA) |
| Liquefied petroleum gas dealers | (NA) | 1 | (NA) | (D) | (D) | (D) | (D) | (D) | (D) | (NA) |
| Fuel oil dealers | (NA) | ••• | (NA) | (D) | (D) | (D) | (D) | (D) | (D) | (NA) |
| Ice dealers | (NA) | 2 | (NA) | (D) | (D) | (D) | (D) | (D) | (D) | (NA) |
| Hay, grain, feed stores | 11 | 7 | 1,565 | 1,451 | 83 | 1,514 | 1,514 | 27 | 27 | 5 |
| Farm, garden supply stores | 2 | 2 | (D) | (D) | (D) | (D) | (D) | (D) | (D) | (D) |
| Jewelry stores | 27 | 25 | 2,475 | (D) | 461 | 8,591 | 8,410 | 143 | 132 | 16 |
| Book stores | 4 | 2 | 80 | (D) | (D) | (D) | (D) | (D) | (D) | (D) |
| Stationery stores | 2 | 2 | (D) | (D) | (D) | (D) | (D) | (D) | (D) | (D) |
| Sporting goods stores | 5 | 5 | 178 | 178 | 26 | 476 | 431 | 11 | 9 | 4 |
| Bicycle stores | 2 | 2 | (D) | (D) | (D) | (D) | (D) | (D) | (D) | (D) |
| Florists | 26 | 16 | 941 | 839 | 137 | 2,299 | 2,116 | 65 | 52 | 25 |
| Cigar stores, stands | 6 | 4 | 126 | (D) | 14 | 244 | 229 | 12 | 9 | 4 |
| News dealers, newsstands | 7 | 3 | 241 | 187 | 17 | 431 | 426 | 13 | 12 | 10 |
| Gift, novelty, souvenir stores | 13 | 5 | 186 | 144 | 15 | 304 | 252 | 11 | 8 | 12 |
| Music stores | 7 | 7 | 623 | 623 | 99 | 1,955 | 1,946 | 41 | 40 | 4 |
| Camera, photographic supply stores | 2 | 2 | (D) | (D) | (D) | (D) | (D) | (D) | (D) | (D) |
| Luggage, leather goods stores | ••• | ••• | (D) | (D) | (D) | (D) | (D) | (D) | (D) | (D) |
| Optical goods stores | 5 | 5 | 165 | 165 | 48 | 757 | 757 | 8 | 8 | 2 |
| Office, store machine and equipment dealers | 2 | 2 | (D) | (D) | (D) | (D) | (D) | (D) | (D) | (D) |
| Retail stores (except second-hand) n.e.c. | 17 | 17 | 636 | 636 | 96 | 2,252 | 1,770 | 57 | 32 | 18 |
| Second-hand stores | 17 | 13 | 667 | 607 | 111 | 1,524 | 1,458 | 28 | 26 | 12 |
| Nonstore Retailers | | | | | | | | | | |
| Total | 97 | 23 | 7,463 | 6,851 | 801 | 15,847 | 15,571 | 249 | 237 | 85 |
| Mail order houses | 3 | 1 | (D) | (D) | (D) | (D) | (D) | (D) | (D) | (D) |
| Direct selling (house-to-house) organizations | 84 | 16 | 6,355 | 5,809 | 679 | 12,996 | 12,752 | 210 | 199 | 77 |
| Merchandise vending machine operators | 10 | 6 | (D) | (D) | (D) | (D) | (D) | (D) | (D) | (D) |

LEXINGTON STANDARD METROPOLITAN AREA—Coextensive with Fayette County, Ky.

| | | | | | | | | | | |
|--|-------|-----|---------|---------|--------|---------|---------|-------|-------|-------|
| Retail trade, total | 1,090 | 826 | 129,508 | 124,286 | 16,726 | 319,232 | 297,717 | 6,856 | 5,915 | 1,025 |
| Food Stores | | | | | | | | | | |
| Total | 210 | 132 | 24,488 | 22,610 | 1,521 | 30,415 | 26,148 | 652 | 487 | 233 |
| Grocery stores | 184 | 118 | 23,517 | 21,889 | 1,405 | 27,391 | 23,323 | 582 | 430 | 210 |
| Meat markets | ••• | ••• | ••• | ••• | ••• | ••• | ••• | ••• | ••• | ••• |
| Fish (seafood) markets | 1 | 1 | (D) | (D) | (D) | (D) | (D) | (D) | (D) | (D) |
| Fruit stores, vegetable markets | 4 | ••• | 66 | ••• | ••• | ••• | ••• | ••• | ••• | 4 |
| Candy, nut, confectionery stores | 9 | 5 | 151 | 97 | 12 | 158 | 128 | 8 | 5 | 7 |
| Bakery products stores | 4 | 4 | (D) | (D) | (D) | (D) | (D) | (D) | (D) | (D) |
| Bakeries, with baking on premises | 3 | 3 | (D) | (D) | (D) | (D) | (D) | (D) | (D) | (D) |
| Bakeries, without baking on premises | 1 | 1 | (D) | (D) | (D) | (D) | (D) | (D) | (D) | (D) |
| Delicatessen stores | 3 | 1 | 33 | (D) | (D) | (D) | (D) | (D) | (D) | (D) |
| Food stores, n.e.c. | 5 | 3 | 389 | (D) | (D) | (D) | (D) | (D) | (D) | (D) |
| Eating, Drinking Places | | | | | | | | | | |
| Total | 204 | 174 | 7,502 | 7,222 | 1,559 | 32,965 | 31,192 | 1,032 | 919 | 210 |
| Eating places (except refreshment stands) | 145 | 121 | 5,625 | 5,413 | 1,277 | 27,680 | 26,258 | 883 | 792 | 149 |
| Restaurants, cafeterias | (NA) | 121 | (NA) | 5,413 | 1,277 | 27,680 | 26,258 | 883 | 792 | (NA) |
| Caterers | (NA) | ••• | (NA) | ••• | ••• | ••• | ••• | ••• | ••• | (NA) |
| In-plant food contractors | (NA) | ••• | (NA) | ••• | ••• | ••• | ••• | ••• | ••• | (NA) |
| Refreshment stands | 13 | 13 | 479 | 479 | 64 | 1,100 | 1,036 | 26 | 23 | 8 |
| Drinking places | 46 | 40 | 1,398 | 1,330 | 218 | 4,185 | 3,898 | 123 | 104 | 53 |
| General Merchandise Group | | | | | | | | | | |
| Total | 36 | 24 | 19,045 | 18,619 | 2,930 | 53,579 | 48,996 | 1,413 | 1,159 | 27 |
| Department stores | 7 | 7 | 14,308 | 14,308 | 2,213 | 40,015 | 37,525 | 945 | 828 | 3 |
| Dry goods, general merchandise stores | 6 | 2 | 528 | (D) | (D) | (D) | (D) | (D) | (D) | (D) |
| General stores | 12 | 4 | 553 | (D) | (D) | (D) | (D) | (D) | (D) | (D) |
| Variety stores | 11 | 11 | 3,656 | 3,656 | 624 | 11,774 | 9,699 | 432 | 298 | 7 |
| Apparel, Accessories Stores | | | | | | | | | | |
| Total | 92 | 82 | 12,619 | 12,511 | 2,054 | 37,459 | 35,642 | 868 | 727 | 40 |
| Shoe stores | 22 | 22 | 2,623 | 2,623 | 422 | 6,745 | 6,445 | 142 | 112 | 8 |
| Men's shoe stores | 4 | 4 | (D) | (D) | (D) | (D) | (D) | (D) | (D) | (D) |
| Women's shoe stores | 9 | 9 | 1,208 | 1,208 | 222 | 3,149 | 2,979 | 71 | 51 | 1 |
| Children's, juveniles' shoe stores | 2 | 2 | (D) | (D) | (D) | (D) | (D) | (D) | (D) | (D) |
| Family shoe stores | 7 | 7 | 936 | 936 | 151 | 2,608 | 2,554 | 54 | 48 | 3 |
| Men's, boys' clothing and furnishings stores | (NA) | 11 | (NA) | 2,790 | 455 | 7,890 | 7,849 | 129 | 125 | (NA) |
| Men's, boys' clothing stores | (NA) | 11 | (NA) | 2,790 | 455 | 7,890 | 7,849 | 129 | 125 | (NA) |
| Men's, boys' furnishings stores | (NA) | ••• | (NA) | ••• | ••• | ••• | ••• | ••• | ••• | (NA) |
| Family clothing stores | (NA) | 4 | (NA) | 552 | 54 | 1,053 | 939 | 27 | 20 | (NA) |

Standard Notes: (D) Withheld to avoid disclosure. (NA) Not available. n.e.c. Not elsewhere classified. XXX Not applicable. (Z) Less than \$500. ... Represents zero.
¹ Group totals may include data for establishments without payroll which could not be classified by detailed kind of business.

Table 103. RETAIL TRADE: 1954 — STANDARD METROPOLITAN AREAS — Continued
Establishments, Sales, Payroll, and Personnel, by Kind of Business

| Standard metropolitan area and kind of business | Establishments | | Sales | | Payroll, entire year (\$1,000) | Payroll, workweek ended nearest Nov. 15 | | Paid employees, workweek ended nearest Nov. 15 | | Proprietors (unincorporated businesses only) ¹ (Number) |
|---|-----------------------------|-----------------------|--|---------------------------------------|--------------------------------|---|-------------------------|--|------------------------|--|
| | Total ¹ (Number) | With payroll (Number) | Total, all establishments ¹ (\$1,000) | Establishments with payroll (\$1,000) | | Total (Dollars) | Full workweek (Dollars) | Total (Number) | Full workweek (Number) | |
| LEXINGTON STANDARD METROPOLITAN AREA—Con. | | | | | | | | | | |
| Apparel, Accessories Stores—Con. | | | | | | | | | | |
| Women's clothing, specialty stores..... | 50 | 42 | 6,468 | 6,410 | 1,104 | 21,365 | 20,035 | 560 | 461 | 16 |
| Ready-to-wear stores..... | (NA) | 27 | (NA) | 5,970 | 1,024 | 19,784 | 18,562 | 516 | 426 | (NA) |
| Millinery stores..... | (NA) | 11 | (NA) | (D) | (D) | (D) | (D) | (D) | (D) | (NA) |
| Clothing, specialty stores, n.e.c..... | (NA) | 4 | (NA) | (D) | (D) | (D) | (D) | (D) | (D) | (NA) |
| Children's, infants' wear stores..... | 2 | 2 | (D) | (D) | (D) | (D) | (D) | (D) | (D) | (D) |
| Apparel stores, n.e.c..... | 1 | 1 | (D) | (D) | (D) | (D) | (D) | (D) | (D) | (D) |
| Furniture, Home Furnishings, Appliance Dealers | | | | | | | | | | |
| Total..... | 62 | 46 | 6,308 | 6,142 | 1,158 | 21,322 | 19,067 | 361 | 346 | 56 |
| Furniture, home furnishings stores..... | 38 | 30 | 3,426 | 3,354 | 657 | 12,150 | 11,905 | 207 | 198 | 35 |
| Furniture stores..... | (NA) | 17 | (NA) | 2,425 | 509 | 8,855 | 8,667 | 143 | 140 | (NA) |
| Floor covering stores..... | (NA) | 3 | (NA) | 281 | 38 | 687 | 687 | 9 | 9 | (NA) |
| Home furnishings stores, n.e.c., antique stores..... | (NA) | 10 | (NA) | 648 | 110 | 2,608 | 2,551 | 55 | 49 | (NA) |
| Household appliance, radio, TV stores..... | 24 | 16 | 2,882 | 2,788 | 501 | 9,172 | 7,162 | 154 | 148 | 21 |
| Household appliance stores..... | (NA) | 11 | (NA) | 1,558 | 259 | 4,600 | 4,570 | 82 | 82 | (NA) |
| Appliance, radio, TV stores..... | (NA) | 3 | (NA) | (D) | (D) | (D) | (D) | (D) | (D) | (NA) |
| Radio, TV stores..... | (NA) | 2 | (NA) | (D) | (D) | (D) | (D) | (D) | (D) | (NA) |
| Automotive Group | | | | | | | | | | |
| Total..... | 48 | 32 | 19,245 | 18,677 | 2,250 | 43,584 | 43,282 | 615 | 599 | 38 |
| Passenger car dealers (franchised)..... | 16 | 14 | 16,457 | (D) | 1,892 | 36,577 | 36,419 | 499 | 493 | 10 |
| Passenger car dealers (nonfranchised)..... | 14 | 4 | 750 | 520 | 57 | 1,840 | 1,840 | 21 | 21 | 15 |
| Tire, battery, accessory dealers..... | 15 | 11 | 1,699 | 1,631 | 268 | 4,551 | 4,407 | 83 | 73 | 9 |
| Motoreycle, aircraft, boat dealers..... | 2 | 2 | (D) | (D) | (D) | (D) | (D) | (D) | (D) | (D) |
| Household trailer dealers..... | 1 | 1 | (D) | (D) | (D) | (D) | (D) | (D) | (D) | (D) |
| Automotive dealers, n.e.c..... | ...* | ...* | ...* | ...* | ...* | ...* | ...* | ...* | ...* | ...* |
| Gasoline Service Stations | | | | | | | | | | |
| Total..... | 100 | 84 | 7,693 | 7,283 | 703 | 14,475 | 13,673 | 325 | 283 | 113 |
| Lumber, Bldg. Mats., Hardware, Farm Equipment Dealers | | | | | | | | | | |
| Total..... | 60 | 52 | 10,771 | 10,495 | 1,891 | 32,629 | 29,554 | 502 | 443 | 48 |
| Farm equipment dealers..... | 5 | 5 | 1,121 | 1,121 | 126 | 2,414 | 2,380 | 43 | 42 | 7 |
| Lumber, building materials dealers..... | 31 | 25 | 7,423 | 7,171 | 1,505 | 24,749 | 21,903 | 362 | 312 | 22 |
| Paint, glass, wallpaper stores..... | 12 | 10 | (D) | (D) | (D) | (D) | (D) | (D) | (D) | (D) |
| Plumbing, electrical supply stores..... | 2 | 2 | (D) | (D) | (D) | (D) | (D) | (D) | (D) | (D) |
| Hardware stores..... | 10 | 10 | 965 | 947 | 79 | 1,989 | 1,924 | 41 | 37 | 11 |
| Drug Stores, Proprietary Stores | | | | | | | | | | |
| Total..... | 32 | 32 | 4,689 | 4,689 | 845 | 16,688 | 15,550 | 385 | 330 | 30 |
| Drug stores..... | 26 | 26 | 4,513 | 4,513 | 812 | 16,019 | 14,963 | 362 | 312 | 24 |
| Proprietary stores..... | 6 | 6 | 176 | 176 | 33 | 669 | 595 | 23 | 18 | 6 |
| Other Retail Stores | | | | | | | | | | |
| Total..... | 193 | 155 | 14,751 | 14,083 | 1,443 | 30,028 | 28,610 | 574 | 501 | 178 |
| Liquor stores..... | 44 | 44 | 5,277 | 5,277 | 297 | 5,919 | 5,321 | 121 | 102 | 32 |
| Fuel, ice dealers..... | 7 | 7 | 602 | 602 | 74 | 1,763 | 1,508 | 48 | 30 | 4 |
| Fuel dealers (coal, wood)..... | 5 | 5 | (D) | (D) | (D) | (D) | (D) | (D) | (D) | (D) |
| Liquefied petroleum gas dealers..... | 2 | 2 | (D) | (D) | (D) | (D) | (D) | (D) | (D) | (D) |
| Fuel oil dealers..... | ...* | ...* | ...* | ...* | ...* | ...* | ...* | ...* | ...* | ...* |
| Ice dealers..... | ...* | ...* | ...* | ...* | ...* | ...* | ...* | ...* | ...* | ...* |
| Hay, grain, feed stores..... | 11 | 11 | 2,542 | 2,542 | 160 | 2,747 | 2,630 | 54 | 48 | 9 |
| Farm, garden supply stores..... | 6 | 6 | 335 | 317 | 54 | 988 | 952 | 21 | 18 | 10 |
| Jewelry stores..... | 18 | 18 | 1,286 | 1,286 | 210 | 3,783 | 3,645 | 76 | 67 | 11 |
| Book stores..... | 10 | 4 | 586 | 410 | 36 | 633 | 607 | 19 | 17 | 9 |
| Stationery stores..... | ...* | ...* | ...* | ...* | ...* | ...* | ...* | ...* | ...* | ...* |
| Sporting goods stores..... | 7 | 5 | 244 | (D) | 18 | 366 | 366 | 8 | 8 | 6 |
| Bicycle stores..... | 1 | 1 | (D) | (D) | (D) | (D) | (D) | (D) | (D) | (D) |
| Florists..... | 15 | 15 | 665 | 665 | 122 | 2,276 | 2,240 | 51 | 49 | 20 |
| Cigar stores, newsstands..... | 5 | 5 | 218 | 218 | 21 | 421 | 366 | 14 | 9 | 3 |
| News dealers, newsstands..... | 7 | 1 | (D) | (D) | (D) | (D) | (D) | (D) | (D) | (D) |
| Gift, novelty, souvenir stores..... | 6 | 6 | 100 | 100 | 9 | 198 | 183 | 5 | 4 | 4 |
| Music stores..... | 8 | 4 | 562 | 536 | 100 | 3,770 | 3,770 | 38 | 38 | 7 |
| Camera, photographic supply stores..... | 4 | 4 | 364 | 364 | 43 | 893 | 863 | 15 | 15 | 1 |
| Luggage, leather goods stores..... | 1 | 1 | (D) | (D) | (D) | (D) | (D) | (D) | (D) | (D) |
| Optical goods stores..... | 4 | 4 | 303 | 303 | 60 | 1,169 | 1,159 | 72 | 71 | 6 |
| Office, store machine and equipment dealers..... | 5 | 1 | 143 | (D) | (D) | (D) | (D) | (D) | (D) | (D) |
| Retail stores (except second-hand) n.e.c..... | 6 | 6 | 293 | 293 | 105 | 2,116 | 2,066 | 32 | 29 | 4 |
| Second-hand stores..... | 18 | 12 | 766 | 726 | 104 | 2,194 | 2,157 | 48 | 46 | 19 |
| Nonstore Retailers | | | | | | | | | | |
| Total..... | 53 | 13 | 2,597 | 1,955 | 372 | 6,088 | 5,995 | 129 | 121 | 52 |
| Mail order houses..... | 1 | 1 | (D) | (D) | (D) | (D) | (D) | (D) | (D) | (D) |
| Direct selling (house-to-house) organizations..... | 39 | 8 | (D) | (D) | (D) | (D) | (D) | (D) | (D) | (D) |
| Merchandise vending machine operators..... | 13 | 7 | 1,019 | 971 | 81 | 1,643 | 1,560 | 30 | 24 | 12 |

LOUISVILLE STANDARD METROPOLITAN AREA—Consists of Jefferson County, Ky., and Clark and Floyd Counties, Ind.

| | | | | | | | | | | |
|--|-------|-------|---------|---------|--------|-----------|-----------|--------|--------|-------|
| Retail trade, total..... | 5,601 | 4,093 | 721,255 | 691,789 | 81,703 | 1,570,099 | 1,446,450 | 33,361 | 27,156 | 5,826 |
| Food Stores | | | | | | | | | | |
| Total..... | 1,279 | 807 | 164,415 | 152,679 | 10,031 | 193,700 | 161,805 | 4,308 | 2,958 | 1,426 |
| Grocery stores..... | 1,004 | 650 | 149,906 | 139,638 | 8,448 | 162,234 | 132,855 | 3,554 | 2,357 | 1,116 |
| Meat markets..... | 25 | 23 | 3,653 | (D) | 317 | 6,173 | 5,969 | 105 | 90 | 32 |
| Fish (seafood) markets..... | 8 | 8 | (D) | (D) | (D) | (D) | (D) | (D) | (D) | (D) |
| Fruit stores, vegetable markets..... | 65 | 7 | 1,446 | 580 | 38 | 895 | 869 | 18 | 14 | 74 |
| Candy, nut, confectionery stores..... | 63 | 27 | 1,344 | 1,038 | 159 | 3,276 | 2,915 | 100 | 82 | 62 |
| Bakery products stores..... | 49 | 43 | (D) | (D) | (D) | (D) | (D) | (D) | (D) | (D) |
| Bakeries, with baking on premises..... | (NA) | 41 | (NA) | 2,443 | 626 | 12,715 | 11,381 | 310 | 240 | (NA) |
| Bakeries, without baking on premises..... | (NA) | 2 | (NA) | (D) | (D) | (D) | (D) | (D) | (D) | (NA) |
| Delicatessen stores..... | 13 | 11 | 611 | (D) | 46 | 922 | 785 | 33 | 22 | 13 |
| Food stores, n.e.c..... | 46 | 38 | 4,080 | 4,012 | 308 | 5,941 | 5,607 | 147 | 117 | 44 |
| Eating, Drinking Places | | | | | | | | | | |
| Total..... | 1,207 | 1,011 | 62,728 | 59,732 | 11,853 | 241,959 | 223,895 | 6,871 | 5,826 | 1,445 |
| Eating places (except refreshment stands)..... | 580 | 480 | 34,304 | 32,790 | 8,272 | 168,018 | 156,697 | 4,705 | 4,076 | 691 |
| Restaurants, cafeterias..... | (NA) | 465 | (NA) | 31,251 | 7,723 | 156,908 | 146,523 | 4,432 | 3,836 | (NA) |
| Caterers..... | (NA) | 4 | (NA) | 171 | 37 | 673 | 588 | 23 | 12 | (NA) |
| In-plant food contractors..... | (NA) | 11 | (NA) | 1,368 | 512 | 10,437 | 9,686 | 250 | 228 | (NA) |

Standard Notes: (D) Withheld to avoid disclosure. (NA) Not available. n.e.c. Not elsewhere classified. XXX Not applicable. (Z) Less than \$500. ... Represents zero.
¹ Group totals may include data for establishments without payroll which could not be classified by detailed kind of business.

RETAIL TRADE—AREA STATISTICS

Table 103. RETAIL TRADE: 1954 — STANDARD METROPOLITAN AREAS — Continued

Establishments, Sales, Payroll, and Personnel, by Kind of Business

| Standard metropolitan area and kind of business | Establishments | | Sales | | Payroll, entire year (\$1,000) | Payroll, workweek ended nearest Nov. 15 | | Paid employees, workweek ended nearest Nov. 15 | | Proprietors (unincorporated businesses only) ¹ (Number) |
|---|-----------------------------|-----------------------|--|---------------------------------------|--------------------------------|---|-------------------------|--|------------------------|--|
| | Total ¹ (Number) | With payroll (Number) | Total, all establishments ¹ (\$1,000) | Establishments with payroll (\$1,000) | | Total (Dollars) | Full workweek (Dollars) | Total (Number) | Full workweek (Number) | |
| LOUISVILLE STANDARD METROPOLITAN AREA—Con. | | | | | | | | | | |
| Eating, drinking places—Con. | | | | | | | | | | |
| Refreshment stands | 84 | 58 | 2,174 | 1,870 | 235 | 3,760 | 2,673 | 173 | 92 | 102 |
| Drinking places | 543 | 473 | 26,250 | 25,132 | 3,346 | 70,181 | 64,525 | 1,993 | 1,658 | 652 |
| General Merchandise Group | | | | | | | | | | |
| Total | 198 | 146 | 84,219 | 83,319 | 13,103 | 254,977 | 220,584 | 6,403 | 4,517 | 200 |
| Department stores | 10 | 10 | 60,727 | 60,727 | 9,887 | 193,375 | 168,904 | 4,453 | 3,168 | 2 |
| Dry goods, general merchandise stores | 103 | 75 | 9,269 | 8,919 | 1,098 | 20,433 | 18,613 | 532 | 427 | 106 |
| General stores | 16 | 6 | 1,243 | 873 | 54 | 1,252 | 1,240 | 33 | 32 | 19 |
| Variety stores | 65 | 55 | 12,928 | 12,800 | 2,064 | 39,917 | 31,827 | 1,385 | 890 | 69 |
| Apparel, Accessories Stores | | | | | | | | | | |
| Total | 361 | 311 | 50,506 | 49,626 | 7,753 | 139,517 | 130,273 | 3,341 | 2,735 | 275 |
| Shoe stores | 89 | 73 | 7,808 | 7,370 | 928 | 16,368 | 15,055 | 385 | 280 | 55 |
| Men's shoe stores | (NA) | 18 | (NA) | 1,483 | 159 | 2,867 | 2,781 | 46 | 39 | (NA) |
| Women's shoe stores | (NA) | 27 | (NA) | 3,117 | 405 | 7,322 | 6,546 | 174 | 112 | (NA) |
| Children's, juveniles' shoe stores | (NA) | ••• | (NA) | ••• | ••• | ••• | ••• | ••• | ••• | (NA) |
| Family shoe stores | (NA) | 28 | (NA) | 2,770 | 364 | 6,179 | 5,728 | 165 | 129 | (NA) |
| Men's, boys' clothing and furnishings stores | (NA) | 61 | (NA) | 12,476 | 2,124 | 37,275 | 35,773 | 724 | 629 | (NA) |
| Men's, boys' clothing stores | (NA) | 42 | (NA) | 10,891 | 1,945 | 34,111 | 32,816 | 644 | 563 | (NA) |
| Men's, boys' furnishings stores | (NA) | 19 | (NA) | 1,585 | 179 | 3,164 | 2,957 | 80 | 66 | (NA) |
| Family clothing stores | (NA) | 50 | (NA) | 7,586 | 1,049 | 19,176 | 17,184 | 440 | 324 | (NA) |
| Women's clothing, specialty stores | 99 | 87 | 18,841 | 18,665 | 3,122 | 55,808 | 52,186 | 1,519 | 1,279 | 61 |
| Ready-to-wear stores | (NA) | 64 | (NA) | 16,773 | 2,894 | 51,275 | 47,884 | 1,367 | 1,145 | (NA) |
| Millinery stores | (NA) | 16 | (NA) | 757 | 125 | 2,442 | 2,256 | 66 | 51 | (NA) |
| Clothing, specialty stores, n.e.c. | (NA) | 7 | (NA) | 1,135 | 103 | 2,091 | 2,046 | 86 | 83 | (NA) |
| Children's, infants' wear stores | 17 | 17 | 1,785 | 1,785 | 217 | 3,450 | 3,198 | 124 | 96 | 15 |
| Apparel stores, n.e.c. | 27 | 23 | 1,768 | 1,744 | 313 | 7,440 | 6,877 | 149 | 127 | 26 |
| Furniture, Home Furnishings, Appliance Dealers | | | | | | | | | | |
| Total | 240 | 190 | 32,991 | 32,285 | 5,398 | 104,315 | 102,211 | 1,603 | 1,506 | 214 |
| Furniture, home furnishings stores | 123 | 101 | 21,464 | 21,160 | 3,869 | 73,930 | 72,802 | 1,095 | 1,047 | 105 |
| Furniture stores | (NA) | 9 | (NA) | 18,203 | 3,335 | 64,509 | 63,646 | 931 | 891 | (NA) |
| Floor covering stores | (NA) | 7 | (NA) | 1,123 | 277 | 3,933 | 3,789 | 66 | 61 | (NA) |
| Home furnishings stores, n.e.c., antique stores | (NA) | 21 | (NA) | 1,834 | 257 | 5,488 | 5,367 | 98 | 95 | (NA) |
| Household appliance, radio, TV stores | 115 | 89 | 11,519 | 11,125 | 1,529 | 30,385 | 29,409 | 508 | 459 | 107 |
| Household appliance stores | (NA) | 41 | (NA) | 4,727 | 683 | 13,232 | 13,080 | 214 | 207 | (NA) |
| Appliance, radio, TV stores | (NA) | 39 | (NA) | 5,853 | 733 | 15,208 | 14,411 | 260 | 220 | (NA) |
| Radio, TV stores | (NA) | 9 | (NA) | 545 | 113 | 1,945 | 1,918 | 34 | 32 | (NA) |
| Automotive Group | | | | | | | | | | |
| Total | 213 | 175 | 140,816 | 139,764 | 11,975 | 219,276 | 216,897 | 2,882 | 2,809 | 161 |
| Passenger car dealers (franchised) | 62 | 56 | 108,268 | 108,082 | 9,191 | 168,739 | 167,631 | 2,199 | 2,171 | 25 |
| Passenger car dealers (nonfranchised) | 84 | 56 | 20,465 | 19,643 | 1,212 | 21,770 | 21,468 | 280 | 263 | 86 |
| Tire, battery, accessory dealers | 52 | 52 | 8,579 | 8,579 | 1,344 | 24,382 | 23,510 | 343 | 317 | 32 |
| Motorcycle, aircraft, boat dealers | 6 | 4 | (D) | (D) | (D) | (D) | (D) | (D) | (D) | (D) |
| Household trailer dealers | 7 | 7 | 2,872 | 2,872 | 169 | 3,496 | 3,414 | 44 | 43 | 9 |
| Automotive dealers, n.e.c. | ••• | ••• | (D) | (D) | (D) | (D) | (D) | (D) | (D) | (D) |
| Gasoline Service Stations | | | | | | | | | | |
| Total | 547 | 411 | 42,350 | 39,106 | 3,858 | 78,473 | 72,086 | 1,682 | 1,378 | 602 |
| Lumber, Bldg. Mats., Hardware, Farm Equipment Dealers | | | | | | | | | | |
| Total | 275 | 201 | 44,808 | 43,070 | 5,493 | 104,095 | 98,466 | 1,490 | 1,357 | 259 |
| Farm equipment dealers | 21 | 15 | 3,089 | 2,973 | 386 | 6,680 | 6,534 | 110 | 102 | 22 |
| Lumber, building materials dealers | 89 | 69 | 28,830 | 28,204 | 3,543 | 68,003 | 63,710 | 846 | 789 | 71 |
| Paint, glass, wallpaper stores | 22 | 20 | 1,401 | (D) | 204 | 3,842 | 3,740 | 71 | 66 | 13 |
| Plumbing, electrical supply stores | 17 | 9 | 1,619 | (D) | 264 | 5,322 | 5,291 | 66 | 64 | 17 |
| Hardware stores | 124 | 88 | 9,861 | 9,067 | 1,096 | 20,248 | 19,191 | 397 | 336 | 134 |
| Drug Stores, Proprietary Stores | | | | | | | | | | |
| Total | 241 | 231 | 29,196 | 28,972 | 3,956 | 76,980 | 69,085 | 1,955 | 1,544 | 228 |
| Drug stores | (NA) | 211 | (NA) | (D) | 3,687 | 73,132 | 65,325 | 1,856 | 1,452 | (NA) |
| Proprietary stores | (NA) | 20 | (NA) | (D) | 249 | 3,848 | 3,760 | 99 | 92 | (NA) |
| Other Retail Stores | | | | | | | | | | |
| Total | 763 | 551 | 55,773 | 51,941 | 6,444 | 121,987 | 116,690 | 2,271 | 1,984 | 740 |
| Liquor stores | 197 | 163 | 15,131 | 13,881 | 768 | 15,566 | 14,064 | 377 | 304 | 196 |
| Fuel, ice dealers | 82 | 60 | 6,271 | 5,883 | 852 | 16,294 | 15,341 | 355 | 293 | 87 |
| Fuel dealers (coal, wood) | (NA) | 44 | (NA) | 4,549 | 661 | 12,236 | 11,411 | 287 | 232 | (NA) |
| Liquefied petroleum gas dealers | (NA) | 9 | (NA) | 1,059 | 155 | 3,607 | 3,501 | 55 | 50 | (NA) |
| Fuel oil dealers | (NA) | 1 | (NA) | (D) | (D) | (D) | (D) | (D) | (D) | (NA) |
| Ice dealers | (NA) | 6 | (NA) | (D) | (D) | (D) | (D) | (D) | (D) | (NA) |
| Hay, grain, feed stores | 29 | 25 | 5,866 | 5,732 | 288 | 5,341 | 5,190 | 102 | 83 | 21 |
| Farm, garden supply stores | 11 | 7 | 1,717 | 1,701 | 339 | 7,264 | 7,230 | 68 | 65 | 9 |
| Jewelry stores | 95 | 69 | 8,480 | 8,112 | 1,406 | 26,588 | 25,794 | 424 | 383 | 85 |
| Book stores | 4 | 6 | 515 | 515 | 98 | 1,790 | 1,686 | 44 | 39 | 2 |
| Stationery stores | 4 | 4 | 698 | 698 | 157 | 2,509 | 2,428 | 43 | 40 | 2 |
| Sporting goods stores | 21 | 13 | 1,097 | 885 | 80 | 1,866 | 1,701 | 33 | 28 | 22 |
| Bicycle stores | 11 | 9 | 202 | (D) | 23 | 476 | 476 | 9 | 9 | 10 |
| Florists | 62 | 44 | 2,236 | 1,994 | 322 | 5,989 | 5,944 | 135 | 131 | 64 |
| Cigar stores, stands | 13 | 7 | 668 | 584 | 35 | 725 | 467 | 18 | 11 | 12 |
| News dealers, newsstands | 17 | 5 | 497 | 285 | 35 | 547 | 526 | 16 | 13 | 19 |
| Gift, novelty, souvenir stores | 23 | 11 | 717 | 603 | 93 | 1,925 | 1,712 | 52 | 41 | 24 |
| Music stores | 12 | 8 | 1,071 | 1,005 | 177 | 3,055 | 3,055 | 49 | 49 | 11 |
| Camera, photographic supply stores | 9 | 9 | (D) | (D) | (D) | (D) | (D) | (D) | (D) | (D) |
| Luggage, leather goods stores | 1 | 1 | (D) | (D) | (D) | (D) | (D) | (D) | (D) | (D) |
| Optical goods stores | 13 | 13 | 1,133 | 1,133 | 392 | 6,843 | 6,818 | 86 | 85 | 1 |
| Office, store machine and equipment dealers | 5 | 5 | 428 | 428 | 90 | 1,576 | 1,545 | 24 | 22 | 4 |
| Retail stores (except second-hand) n.e.c. | 42 | 42 | 2,686 | 2,686 | 534 | 9,615 | 9,409 | 159 | 147 | 34 |
| Second-hand stores | 72 | 50 | 4,242 | 3,944 | 547 | 10,143 | 9,503 | 220 | 189 | 82 |
| Nonstore Retailers | | | | | | | | | | |
| Total | 277 | 59 | 13,453 | 11,295 | 1,859 | 34,820 | 34,458 | 555 | 542 | 276 |
| Mail order houses | 1 | 1 | (D) | (D) | (D) | (D) | (D) | (D) | (D) | (D) |
| Direct selling (house-to-house) organizations | 251 | 41 | 8,339 | 6,293 | 1,377 | 25,597 | 25,260 | 439 | 427 | 257 |
| Merchandise vending machine operators | 25 | 17 | (D) | (D) | (D) | (D) | (D) | (D) | (D) | (D) |

Standard Notes: (D) Withheld to avoid disclosure. (NA) Not available. n.e.c. Not elsewhere classified. XXX Not applicable. (Z) Less than \$500. ... Represents zero.
¹ Group totals may include data for establishments without payroll which could not be classified by detailed kind of business.

Table 103A. RETAIL TRADE: 1948¹— STANDARD METROPOLITAN AREAS

Establishments and Sales, by Kind of Business

| Kind of business | Establishments, 1948 | | Sales, 1948 | | Establishments, 1948 | | Sales, 1948 | | Establishments, 1948 | | Sales, 1948 | |
|---|---------------------------------------|--------------------------|--|--|---|--------------------------|--|--|--------------------------------------|--------------------------|--|--|
| | Total (Number) | With payroll (Number) | Total, all establishments (\$1,000) | Establishments with payroll (\$1,000) | Total (Number) | With payroll (Number) | Total, all establishments (\$1,000) | Establishments with payroll (\$1,000) | Total (Number) | With payroll (Number) | Total, all establishments (\$1,000) | Establishments with payroll (\$1,000) |
| | CINCINNATI STANDARD METROPOLITAN AREA | | | | HUNTINGTON-ASHLAND STANDARD METROPOLITAN AREA | | | | LEXINGTON STANDARD METROPOLITAN AREA | | | |
| Retail trade, total..... | 9,668 | 7,193 | 862,622 | 808,917 | 2,420 | 1,546 | 174,004 | 159,675 | 966 | 802 | 105,624 | 102,761 |
| Food stores..... | 3,077 | 2,017 | 206,201 | 183,133 | 890 | 342 | 40,217 | 30,772 | 240 | 171 | 19,006 | 17,739 |
| Eating, drinking places..... | 2,276 | 1,834 | 91,675 | 85,866 | 461 | 354 | 11,326 | 10,239 | 210 | 174 | 6,592 | 6,277 |
| General merchandise group..... | 258 | 179 | 131,741 | 130,490 | 113 | 71 | 25,302 | 24,385 | 16 | 12 | 15,969 | 15,872 |
| Apparel, accessories stores..... | 651 | 514 | 63,575 | 61,424 | 158 | 146 | 17,574 | 17,450 | 70 | 63 | 12,726 | 12,664 |
| Furniture, home furnishings, appliance dealers..... | 412 | 307 | 38,138 | 35,716 | 112 | 92 | 9,670 | 9,498 | 47 | 37 | 5,179 | 5,042 |
| Automotive group..... | 356 | 298 | 125,691 | 118,341 | 116 | 99 | 31,014 | 30,178 | 34 | 29 | 13,259 | 13,096 |
| Gasoline service stations..... | 721 | 518 | 33,950 | 28,747 | 217 | 147 | 7,295 | 6,242 | 87 | 73 | 4,401 | 4,025 |
| Lumber, building materials, hardware, farm equipment dealers..... | 353 | 283 | 45,639 | 44,266 | 80 | 68 | 10,814 | 10,727 | 55 | 53 | 8,403 | (D) |
| Drug stores, proprietary stores..... | 425 | 395 | 27,848 | 27,278 | 80 | 72 | 5,623 | 5,525 | 25 | 25 | 4,387 | 4,387 |
| Other retail stores..... | 1,085 | 798 | 80,937 | 76,522 | 179 | 143 | 13,263 | (D) | 178 | 161 | 14,918 | (D) |
| Nonstore retailers..... | 54 | 50 | 17,227 | 17,134 | 14 | 12 | 1,906 | (D) | 4 | 4 | 784 | 784 |
| | LOUISVILLE STANDARD METROPOLITAN AREA | | | | | | | | | | | |
| Retail trade, total..... | 5,452 | 4,028 | 509,392 | 481,875 | | | | | | | | |
| Food stores..... | 1,500 | 911 | 113,672 | 100,895 | | | | | | | | |
| Eating, drinking places..... | 1,267 | 1,027 | 45,668 | 42,743 | | | | | | | | |
| General merchandise group..... | 204 | 140 | 64,388 | 63,311 | | | | | | | | |
| Apparel, accessories stores..... | 365 | 303 | 51,904 | 51,102 | | | | | | | | |
| Furniture, home furnishings, appliance dealers..... | 231 | 173 | 25,475 | 24,385 | | | | | | | | |
| Automotive group..... | 188 | 161 | 90,282 | 89,279 | | | | | | | | |
| Gasoline service stations..... | 474 | 363 | 21,826 | 19,744 | | | | | | | | |
| Lumber, building materials, hardware, farm equipment dealers..... | 263 | 194 | 24,504 | 23,410 | | | | | | | | |
| Drug stores, proprietary stores..... | 225 | 209 | 22,831 | 22,393 | | | | | | | | |
| Other retail stores..... | 712 | 524 | 42,145 | 37,916 | | | | | | | | |
| Nonstore retailers..... | 23 | 23 | 6,697 | 6,697 | | | | | | | | |

Standard Notes: (D) Withheld to avoid disclosure. (NA) Not available. ... Represents zero.

¹Data in this table differ from those which appeared in the publications of the 1948 Census of Retail Trade. For a description of the adjustments see Comparison of 1948 and 1954 Censuses in the Introduction.

RETAIL TRADE—AREA STATISTICS

Table 104. RETAIL TRADE: 1954 — COUNTIES WITH 500 ESTABLISHMENTS OR MORE

Establishments, Sales, Payroll, and Personnel, by Kind of Business

| County and kind of business | Establishments | | Sales | | Payroll, entire year (\$1,000) | Payroll, workweek ended nearest Nov. 15 | | Paid employees, workweek ended nearest Nov. 15 | | Proprietors (unincorporated businesses only) ¹ (Number) |
|--|--------------------------------|--------------------------|---|--|-----------------------------------|---|----------------------------|--|---------------------------|---|
| | Total ¹ (Number) | With payroll (Number) | Total, all establishments ¹ (\$1,000) | Establishments with payroll (\$1,000) | | Total (Dollars) | Full workweek (Dollars) | Total (Number) | Full workweek (Number) | |
| | BOYD COUNTY | | | | | | | | | |
| Retail trade, total..... | 530 | 334 | 52,105 | 48,085 | 5,160 | 99,433 | 92,801 | 2,267 | 1,870 | 529 |
| Food stores, total..... | 154 | 60 | 13,536 | 11,726 | 670 | 13,108 | 11,686 | 245 | 223 | 174 |
| Grocery stores..... | 144 | 56 | 13,282 | 11,532 | 634 | 12,486 | 11,074 | 270 | 209 | 165 |
| Meat markets, fish (seafood) markets..... | *** | *** | *** | *** | *** | *** | *** | *** | *** | *** |
| Fruit stores, vegetable markets..... | 2 | 2 | (D) | (D) | (D) | (D) | (D) | (D) | (D) | (D) |
| Candy, nut, confectionery stores..... | 7 | 1 | 113 | (D) | (D) | (D) | (D) | (D) | (D) | (D) |
| Other food stores..... | 1 | 1 | (D) | (D) | (D) | (D) | (D) | (D) | (D) | (D) |
| Eating, drinking places, total..... | 57 | 49 | 1,788 | 1,686 | 307 | 6,309 | 5,953 | 230 | 203 | 60 |
| Eating places..... | 48 | 40 | 1,554 | 1,452 | 277 | 5,763 | 5,407 | 215 | 188 | 50 |
| Drinking places..... | 9 | 9 | 234 | 234 | 30 | 546 | 546 | 15 | 15 | 10 |
| General merchandise group, total..... | 19 | 17 | 7,829 | (D) | 1,295 | 23,781 | 21,078 | 703 | 508 | 7 |
| General merchandise group (except variety)..... | 11 | 9 | 5,431 | (D) | 918 | 16,620 | 14,888 | 415 | 321 | 7 |
| Variety stores..... | 8 | 8 | 2,398 | 2,398 | 377 | 7,161 | 6,190 | 288 | 187 | *** |
| Apparel, accessories stores, total..... | 45 | 43 | 3,711 | (D) | 478 | 8,426 | 7,769 | 198 | 155 | 40 |
| Shoe stores..... | 10 | 10 | 858 | 858 | 97 | 1,722 | 1,634 | 40 | 32 | 4 |
| Men's, boys' clothing and furnishings stores..... | 11 | 11 | 1,306 | 1,306 | 176 | 2,928 | 2,639 | 55 | 41 | 12 |
| Family clothing stores..... | 7 | 7 | (D) | (D) | (D) | (D) | (D) | (D) | (D) | (D) |
| Women's clothing, specialty stores..... | 12 | 12 | 881 | 797 | 98 | 2,126 | 1,956 | 61 | 50 | 15 |
| Ready-to-wear stores..... | 9 | 9 | (D) | (D) | (D) | (D) | (D) | (D) | (D) | (D) |
| Other clothing, specialty stores..... | 3 | 3 | (D) | (D) | (D) | (D) | (D) | (D) | (D) | (D) |
| Other apparel stores..... | 3 | 3 | (D) | (D) | (D) | (D) | (D) | (D) | (D) | (D) |
| Furniture, home furnishings, appliance dealers, total..... | 45 | 31 | 3,231 | 2,977 | 377 | 7,195 | 7,019 | 133 | 124 | 47 |
| Furniture, home furnishings stores, antique stores..... | 25 | 17 | 2,099 | 1,923 | 254 | 4,885 | 4,859 | 89 | 87 | 29 |
| Household appliance, radio, TV stores..... | 20 | 14 | 1,132 | 1,054 | 123 | 2,310 | 2,160 | 44 | 37 | 18 |
| Automotive group..... | 37 | 27 | 10,510 | 9,860 | 940 | 19,145 | 18,810 | 274 | 269 | 31 |
| Gasoline service stations..... | 48 | 34 | 2,698 | 2,364 | 209 | 4,233 | 4,061 | 103 | 94 | 44 |
| Lumber, bldg. mats., hardware, farm equip. dealers, total..... | 29 | 17 | 2,812 | 2,480 | 301 | 6,367 | 6,158 | 106 | 100 | 31 |
| Farm equipment dealers..... | 1 | 1 | (D) | (D) | (D) | (D) | (D) | (D) | (D) | (D) |
| Lumber, building materials, supplies, equipment dealers..... | 16 | 12 | 2,101 | 2,031 | 265 | 5,544 | 5,371 | 90 | 86 | 16 |
| Hardware stores..... | 12 | 4 | (D) | (D) | (D) | (D) | (D) | (D) | (D) | (D) |
| Drug stores, proprietary stores, total..... | 14 | 12 | 1,540 | (D) | 187 | 3,661 | 3,445 | 92 | 76 | 20 |
| Drug stores..... | (NA) | 9 | (NA) | (D) | 173 | 3,256 | 3,071 | 78 | 64 | (NA) |
| Proprietary stores..... | (NA) | 3 | (NA) | 148 | 14 | 405 | 374 | 14 | 12 | (NA) |
| Other retail stores, total..... | 64 | 40 | 3,989 | 3,799 | 302 | 5,589 | 5,203 | 116 | 91 | 60 |
| Liquor stores..... | 9 | 9 | 1,471 | 1,471 | 37 | 575 | 575 | 11 | 11 | 9 |
| Fuel, ice dealers..... | 9 | 1 | 138 | (D) | (D) | (D) | (D) | (D) | (D) | (D) |
| Feed, farm, garden supply stores..... | 7 | 5 | 828 | (D) | 41 | 754 | 747 | 14 | 13 | 6 |
| Jewelry stores..... | 8 | 6 | 624 | (D) | 110 | 1,997 | 1,875 | 39 | 30 | 4 |
| Book, stationery stores..... | 1 | 1 | (D) | (D) | (D) | (D) | (D) | (D) | (D) | (D) |
| Other retail stores (except second-hand)..... | 14 | 12 | (D) | (D) | 56 | 1,130 | 996 | 32 | 22 | 17 |
| Second-hand stores..... | 6 | 6 | 183 | 183 | 20 | 332 | 266 | 8 | 6 | 4 |
| Nonstore retailers..... | 18 | 4 | 461 | 361 | 94 | 1,619 | 1,619 | 27 | 27 | 15 |
| CAMPBELL COUNTY | | | | | | | | | | |
| Retail trade, total..... | 843 | 577 | 70,252 | 65,294 | 7,249 | 136,904 | 125,111 | 3,037 | 2,309 | 919 |
| Food stores, total..... | 221 | 149 | 21,435 | 19,761 | 1,394 | 25,667 | 21,940 | 602 | 398 | 245 |
| Grocery stores..... | 140 | 96 | 16,991 | 15,857 | 1,027 | 18,015 | 15,081 | 423 | 266 | 151 |
| Meat markets, fish (seafood) markets..... | 25 | 19 | 2,221 | 2,027 | 173 | 3,182 | 2,911 | 62 | 46 | 28 |
| Fruit stores, vegetable markets..... | 10 | 2 | 346 | (D) | (D) | (D) | (D) | (D) | (D) | (D) |
| Candy, nut, confectionery stores..... | 15 | 7 | 274 | (D) | (D) | (D) | (D) | (D) | (D) | (D) |
| Other food stores..... | 31 | 25 | 1,603 | 1,491 | 164 | 3,855 | 3,471 | 96 | 74 | 35 |
| Eating, drinking places, total..... | 228 | 170 | 10,813 | 10,013 | 1,766 | 34,581 | 31,823 | 943 | 745 | 276 |
| Eating places..... | 106 | 62 | 5,882 | 5,248 | 1,154 | 22,115 | 20,609 | 612 | 495 | 132 |
| Drinking places..... | 122 | 108 | 4,931 | 4,765 | 612 | 12,466 | 11,214 | 331 | 250 | 144 |
| General merchandise group, total..... | 32 | 24 | 2,644 | 2,412 | 299 | 5,832 | 4,309 | 230 | 116 | 40 |
| General merchandise group (except variety)..... | 22 | 16 | 983 | (D) | 55 | 1,129 | 1,040 | 40 | 32 | 32 |
| Variety stores..... | 10 | 8 | 1,661 | (D) | 244 | 4,703 | 3,269 | 190 | 84 | 8 |
| Apparel, accessories stores, total..... | 36 | 30 | 2,842 | 2,778 | 362 | 7,009 | 5,479 | 184 | 113 | 26 |
| Shoe stores..... | 9 | 7 | 808 | (D) | 99 | 2,008 | 1,390 | 45 | 20 | 5 |
| Men's, boys' clothing and furnishings stores..... | 10 | 10 | 936 | 936 | 122 | 2,262 | 1,744 | 54 | 30 | 7 |
| Family clothing stores..... | 1 | 1 | (D) | (D) | (D) | (D) | (D) | (D) | (D) | (D) |
| Women's clothing, specialty stores..... | 10 | 10 | 965 | 965 | 128 | 2,561 | 2,167 | 81 | 59 | 9 |
| Ready-to-wear stores..... | 6 | 6 | 839 | 839 | 116 | 2,128 | 1,852 | 70 | 52 | 6 |
| Other clothing, specialty stores..... | 4 | 4 | 126 | 126 | 12 | 433 | 315 | 11 | 7 | 3 |
| Other apparel stores..... | 6 | 2 | (D) | (D) | (D) | (D) | (D) | (D) | (D) | (D) |
| Furniture, home furnishings, appliance dealers, total..... | 33 | 25 | 3,168 | 2,922 | 409 | 7,712 | 7,345 | 123 | 107 | 47 |
| Furniture, home furnishings stores, antique stores..... | 16 | 12 | 1,901 | 1,827 | 267 | 5,165 | 5,027 | 82 | 74 | 27 |
| Household appliance, radio, TV stores..... | 17 | 13 | 1,267 | 1,095 | 142 | 2,547 | 2,318 | 41 | 33 | 20 |
| Automotive group..... | 35 | 31 | 12,506 | 12,418 | 1,240 | 22,434 | 22,370 | 287 | 283 | 33 |
| Gasoline service stations..... | 51 | 41 | 3,529 | 3,055 | 317 | 5,965 | 5,864 | 126 | 115 | 52 |
| Lumber, bldg. mats., hardware, farm equip. dealers, total..... | 26 | 24 | 3,103 | (D) | 489 | 8,920 | 8,763 | 145 | 132 | 20 |
| Farm equipment dealers..... | 2 | 2 | (D) | (D) | (D) | (D) | (D) | (D) | (D) | (D) |
| Lumber, building materials, supplies, equipment dealers..... | 16 | 14 | (D) | (D) | (D) | (D) | (D) | (D) | (D) | (D) |
| Hardware stores..... | 8 | 8 | 703 | 703 | 87 | 1,780 | 1,682 | 36 | 28 | 11 |

Standard Notes: (D) Withheld to avoid disclosure. (NA) Not available. n.e.c. not elsewhere classified. XXX Not applicable. (Z) Less than \$500. ... Represents zero.

¹ Group totals may include data for establishments without payroll which could not be classified by detailed kind of business.

Table 104. RETAIL TRADE: 1954 — COUNTIES WITH 500 ESTABLISHMENTS OR MORE—Continued
Establishments, Sales, Payroll, and Personnel, by Kind of Business

| County and kind of business | Establishments | | Sales | | Payroll, entire year (\$1,000) | Payroll, workweek ended nearest Nov. 15 | | Paid employees, workweek ended nearest Nov. 15 | | Proprietors (unincorporated businesses only) ¹ (Number) |
|---|--------------------------------|--------------------------|---|--|-----------------------------------|---|----------------------------|--|---------------------------|---|
| | Total ¹ (Number) | With payroll (Number) | Total, all establishments ¹ (\$1,000) | Establishments with payroll (\$1,000) | | Total (Dollars) | Full workweek (Dollars) | Total (Number) | Full workweek (Number) | |
| CAMPBELL COUNTY—Con. | | | | | | | | | | |
| Drug stores, proprietary stores, total | 30 | 28 | 2,659 | (D) | 275 | 4,989 | 3,808 | 147 | 75 | 31 |
| Drug stores | (NA) | 27 | (NA) | 2,432 | (D) | (D) | (D) | (D) | (D) | (NA) |
| Proprietary stores | (NA) | 1 | (NA) | (D) | (D) | (D) | (D) | (D) | (D) | (NA) |
| Other retail stores, total | 87 | 47 | 5,399 | 4,813 | 558 | 10,984 | 10,682 | 193 | 178 | 85 |
| Liquor stores | 13 | 9 | 1,416 | 1,344 | 71 | 1,490 | 1,455 | 30 | 29 | 13 |
| Fuel, ice dealers | 14 | 10 | 1,406 | 1,366 | 170 | 3,400 | 3,340 | 58 | 56 | 12 |
| Feed, farm, garden supply stores | 4 | 4 | 779 | 779 | 55 | 1,093 | 1,080 | 20 | 19 | 3 |
| Jewelry stores | 8 | 8 | 751 | 751 | 173 | 3,074 | 2,975 | 44 | 38 | 6 |
| Book, stationery stores | ... | ... | ... | ... | ... | ... | ... | ... | ... | ... |
| Other retail stores (except second-hand) | 30 | 12 | 789 | (D) | 67 | 1,486 | 1,391 | 35 | 30 | 29 |
| Second-hand stores | 6 | 4 | 122 | (D) | 22 | 441 | 441 | 6 | 6 | 6 |
| Nonstore retailers | 64 | 8 | 2,154 | 1,466 | 140 | 2,811 | 2,728 | 57 | 47 | 64 |
| DAVIESS COUNTY | | | | | | | | | | |
| Retail trade, total | 650 | 408 | 63,785 | 58,043 | 6,895 | 131,428 | 120,892 | 2,946 | 2,369 | 720 |
| Food stores, total | 172 | 64 | 16,061 | 12,751 | 766 | 15,071 | 12,222 | 398 | 240 | 204 |
| Grocery stores | 157 | 55 | 15,144 | 12,048 | 681 | 13,297 | 10,758 | 350 | 207 | 187 |
| Meat markets, fish (seafood) markets | 2 | ... | (D) | ... | ... | ... | ... | ... | ... | 2 |
| Fruit stores, vegetable markets | 4 | ... | (D) | ... | ... | ... | ... | ... | ... | 4 |
| Candy, nut, confectionery stores | 1 | 1 | (D) | (D) | (D) | (D) | (D) | (D) | (D) | (D) |
| Other food stores | 8 | 8 | (D) | (D) | (D) | (D) | (D) | (D) | (D) | (D) |
| Eating, drinking places, total | 116 | 92 | 4,643 | 4,385 | 796 | 16,599 | 15,273 | 452 | 398 | 144 |
| Eating places | 69 | 61 | 3,022 | 2,930 | 643 | 12,849 | 12,147 | 370 | 334 | 83 |
| Drinking places | 47 | 31 | 1,621 | 1,455 | 153 | 3,750 | 3,126 | 82 | 64 | 61 |
| General merchandise group, total | 29 | 21 | 9,936 | 9,574 | 1,545 | 27,565 | 23,954 | 705 | 512 | 28 |
| General merchandise group (except variety) | 23 | 15 | 8,422 | 8,060 | 1,300 | 22,321 | 20,165 | 533 | 417 | 24 |
| Variety stores | 6 | 6 | 1,514 | 1,514 | 245 | 5,244 | 3,789 | 172 | 95 | 4 |
| Apparel, accessories stores, total | 43 | 41 | 3,908 | (D) | 538 | 10,260 | 9,509 | 267 | 191 | 28 |
| Shoe stores | 11 | 11 | 781 | 781 | 110 | 2,276 | 2,101 | 50 | 33 | 4 |
| Men's, boys' clothing and furnishings stores | (NA) | 5 | (NA) | (D) | 48 | 764 | 741 | 16 | 14 | (NA) |
| Family clothing stores | (NA) | 5 | (NA) | 793 | 97 | 2,049 | 1,852 | 58 | 39 | (NA) |
| Women's clothing, specialty stores | 16 | 16 | 1,679 | 1,679 | 276 | 5,025 | 4,697 | 138 | 102 | 7 |
| Ready-to-wear stores | 11 | 11 | (D) | (D) | (D) | (D) | (D) | (D) | (D) | (D) |
| Other clothing, specialty stores | 5 | 5 | (D) | (D) | (D) | (D) | (D) | (D) | (D) | (D) |
| Other apparel stores | 4 | 4 | 116 | 116 | 7 | 146 | 116 | 5 | 3 | 5 |
| Furniture, home furnishings, appliance dealers, total | 36 | 26 | 2,904 | 2,738 | 333 | 5,072 | 4,957 | 107 | 99 | 36 |
| Furniture, home furnishings stores, antique stores | 21 | 17 | 1,977 | 1,921 | 211 | 3,326 | 3,263 | 71 | 68 | 20 |
| Household appliance, radio, TV stores | 15 | 9 | 927 | 817 | 122 | 1,746 | 1,694 | 36 | 31 | 16 |
| Automotive group | 34 | 18 | 10,463 | 10,221 | 1,097 | 19,797 | 19,581 | 316 | 305 | 35 |
| Gasoline service stations | 64 | 46 | 4,522 | 3,914 | 421 | 8,454 | 8,171 | 168 | 147 | 73 |
| Lumber, bldg. mats., hardware, farm equip. dealers, total | 38 | 28 | 4,422 | 4,314 | 674 | 14,661 | 13,971 | 223 | 205 | 39 |
| Farm equipment dealers | 3 | 3 | 468 | 468 | 64 | 1,345 | 1,345 | 19 | 19 | ... |
| Lumber, building materials, supplies, equipment dealers | 26 | 18 | 3,057 | (D) | 497 | 11,256 | 10,596 | 164 | 147 | 28 |
| Hardware stores | 9 | 7 | 897 | (D) | 113 | 2,060 | 2,030 | 40 | 39 | 11 |
| Drug stores, proprietary stores, total | 22 | 18 | 1,932 | 1,822 | 261 | 4,632 | 4,426 | 105 | 91 | 27 |
| Drug stores | (NA) | 12 | (NA) | 1,642 | 251 | 4,439 | 4,270 | 94 | 83 | (NA) |
| Proprietary stores | (NA) | 6 | (NA) | 180 | 10 | 193 | 156 | 11 | 8 | (NA) |
| Other retail stores, total | 78 | 50 | 4,349 | (D) | 391 | 7,948 | 7,459 | 178 | 154 | 90 |
| Liquor stores | 8 | 6 | 562 | (D) | 20 | 359 | 359 | 10 | 10 | 11 |
| Fuel, ice dealers | 5 | 3 | (D) | (D) | (D) | (D) | (D) | (D) | (D) | (D) |
| Feed, farm, garden supply stores | 9 | 7 | 1,488 | (D) | 76 | 1,528 | 1,528 | 27 | 27 | 11 |
| Jewelry stores | 8 | 8 | 781 | 781 | 128 | 2,344 | 2,047 | 52 | 39 | 8 |
| Book, stationery stores | 1 | 1 | (D) | (D) | (D) | (D) | (D) | (D) | (D) | (D) |
| Other retail stores (except second-hand) | 26 | 20 | 877 | 795 | 122 | 2,750 | 2,558 | 50 | 40 | 30 |
| Second-hand stores | 7 | 5 | 169 | (D) | 22 | 459 | 459 | 12 | 12 | 6 |
| Nonstore retailers | 18 | 4 | 645 | 399 | 73 | 1,369 | 1,369 | 27 | 27 | 16 |
| FAYETTE COUNTY (See Lexington Standard Metropolitan Area, Table 103.) | | | | | | | | | | |
| JEFFERSON COUNTY | | | | | | | | | | |
| Retail trade, total | 4,701 | 3,455 | 631,739 | 607,557 | 72,756 | 1,399,528 | 1,290,886 | 29,602 | 24,166 | 4,849 |
| Food stores, total | 1,039 | 661 | 138,813 | 129,631 | 8,683 | 167,371 | 139,926 | 3,655 | 2,521 | 1,150 |
| Grocery stores | 796 | 526 | 125,420 | 117,564 | 7,195 | 137,727 | 112,597 | 2,971 | 1,965 | 871 |
| Meat markets, fish (seafood) markets | 29 | 27 | 3,761 | (D) | 359 | 6,789 | 6,621 | 123 | 112 | 38 |
| Fruit stores, vegetable markets | 58 | 6 | 1,291 | (D) | (D) | (D) | (D) | (D) | (D) | (D) |
| Candy, nut, confectionery stores | 52 | 20 | 1,140 | 360 | 149 | 3,005 | 2,678 | 90 | 75 | 50 |
| Bakery products stores | 46 | 40 | 2,540 | 2,460 | 615 | 12,539 | 11,108 | 304 | 231 | 61 |
| Other food stores | 52 | 42 | 4,561 | 4,485 | (D) | (D) | (D) | (D) | (D) | (D) |
| Eating, drinking places, total | 1,068 | 890 | 57,122 | 54,360 | 10,922 | 224,008 | 208,189 | 6,285 | 5,364 | 1,251 |
| Eating places (except refreshment stands) | 515 | 429 | 31,790 | 30,456 | 7,702 | 156,731 | 146,880 | 4,325 | 3,769 | 598 |
| Refreshment stands | 72 | 48 | 1,929 | 1,573 | 203 | 3,194 | 2,208 | 142 | 74 | 83 |
| Drinking places | 481 | 413 | 23,403 | 22,331 | 3,017 | 64,083 | 59,101 | 1,812 | 1,521 | 570 |

Standard Notes: (D) Withheld to avoid disclosure. (NA) Not available. n.e.c. Not elsewhere classified. XXX Not applicable. (Z) Less than \$500. ... Represents zero.
¹ Group totals may include data for establishments without payroll which could not be classified by detailed kind of business.

Table 104. RETAIL TRADE: 1954 — COUNTIES WITH 500 ESTABLISHMENTS OR MORE—Continued

Establishments, Sales, Payroll, and Personnel, by Kind of Business

| County and kind of business | Establishments | | Sales | | Payroll, entire year (\$1,000) | Payroll, workweek ended nearest Nov. 15 | | Paid employees, workweek ended nearest Nov. 15 | | Proprietors (unincorporated businesses only) (Number) |
|---|-----------------------------|-----------------------|--|---------------------------------------|--------------------------------|---|-------------------------|--|------------------------|---|
| | Total ¹ (Number) | With payroll (Number) | Total, all establishments ² (\$1,000) | Establishments with payroll (\$1,000) | | Total (Dollars) | Full workweek (Dollars) | Total (Number) | Full workweek (Number) | |
| JEFFERSON COUNTY—Con. | | | | | | | | | | |
| General merchandise group, total | 162 | 122 | 78,935 | 78,349 | 12,314 | 241,110 | 208,388 | 6,017 | 4,231 | 167 |
| Department stores | 9 | 5 | (D) | (D) | (D) | (D) | (D) | (D) | (D) | (D) |
| Dry goods, general merchandise stores | 92 | 64 | 7,091 | 6,741 | 747 | 15,019 | 13,903 | 389 | 315 | 96 |
| General stores | 5 | 3 | (D) | (D) | (D) | (D) | (D) | (D) | (D) | (D) |
| Variety stores | 54 | 46 | 10,907 | 10,803 | 1,736 | 33,781 | 26,580 | 1,193 | 761 | 62 |
| Apparel, accessories stores, total | 323 | 275 | 45,508 | 44,716 | 7,090 | 127,820 | 119,965 | 3,037 | 2,513 | 248 |
| Shoe stores | 80 | 66 | 7,175 | 6,825 | 878 | 15,502 | 14,320 | 359 | 265 | 47 |
| Men's, boys' clothing and furnishings stores | (NA) | 53 | (NA) | 11,620 | 2,019 | 35,632 | 34,351 | 688 | 604 | (NA) |
| Family clothing stores | (NA) | 43 | (NA) | 5,729 | 738 | 13,826 | 12,536 | 319 | 242 | (NA) |
| Women's clothing, specialty stores | 87 | 75 | 17,237 | 17,061 | 2,933 | 52,135 | 48,813 | 1,402 | 1,181 | 54 |
| Ready-to-wear stores | (NA) | 55 | (NA) | 15,359 | 2,722 | 48,046 | 44,955 | 1,270 | 1,067 | (NA) |
| Millinery stores | (NA) | 14 | (NA) | (D) | (D) | (D) | (D) | (D) | (D) | (NA) |
| Other clothing, specialty stores | (NA) | 6 | (NA) | (D) | (D) | (D) | (D) | (D) | (D) | (NA) |
| Other apparel stores | 42 | 38 | 3,505 | 3,481 | 522 | 10,725 | 9,945 | 269 | 221 | 39 |
| Furniture, home furnishings, appliance dealers, total | 189 | 157 | 29,676 | 29,216 | 4,873 | 94,293 | 92,738 | 1,438 | 1,357 | 170 |
| Furniture, home furnishings stores | 101 | 85 | 19,374 | 19,176 | 3,495 | 67,039 | 66,052 | 984 | 941 | 89 |
| Furniture stores | (NA) | 58 | (NA) | 16,243 | 2,968 | 57,754 | 57,032 | 822 | 787 | (NA) |
| Home furnishings stores, antique stores | (NA) | 27 | (NA) | 2,933 | 527 | 9,285 | 9,020 | 162 | 154 | (NA) |
| Household appliance, radio, TV stores | 86 | 72 | 10,294 | 10,040 | 1,378 | 27,254 | 26,686 | 454 | 416 | 79 |
| Automotive group, total | 172 | 138 | 123,630 | 122,900 | 10,220 | 186,055 | 184,203 | 2,389 | 2,333 | 132 |
| Passenger car dealers (franchised) | 41 | 35 | 93,208 | 93,022 | 7,629 | 139,195 | 138,174 | 1,767 | 1,746 | 13 |
| Passenger car dealers (nonfranchised) | 77 | 51 | 19,669 | 19,161 | 1,188 | 21,220 | 21,018 | 265 | 253 | 80 |
| Tire, battery, accessory dealers | 43 | 43 | 7,487 | 7,487 | 1,190 | 21,480 | 20,948 | 301 | 280 | 26 |
| Other automotive dealers | 9 | 9 | 3,230 | 3,230 | 213 | 4,160 | 4,063 | 56 | 54 | 11 |
| Gasoline service stations | 422 | 322 | 32,264 | 29,552 | 2,895 | 58,197 | 53,313 | 1,267 | 1,034 | 460 |
| Lumber, bldg. mats., hardware, farm equip. dealers, total | 221 | 157 | 36,787 | 35,195 | 4,552 | 85,746 | 80,898 | 1,169 | 1,075 | 199 |
| Farm equipment dealers | 9 | 9 | 2,043 | 2,043 | 281 | 4,730 | 4,700 | 72 | 71 | 6 |
| Lumber, building materials dealers | 72 | 54 | 25,334 | 24,730 | 3,125 | 59,362 | 55,299 | 720 | 669 | 56 |
| Plumbing, paint, electrical stores | 32 | 22 | 2,239 | 2,045 | 399 | 7,572 | 7,483 | 112 | 109 | 22 |
| Hardware stores | 108 | 72 | 7,171 | 6,377 | 747 | 14,082 | 13,416 | 265 | 226 | 115 |
| Drug stores, proprietary stores, total | 214 | 204 | 26,589 | 26,365 | 3,579 | 70,553 | 63,493 | 1,799 | 1,430 | 206 |
| Drug stores | (NA) | 186 | (NA) | (D) | (D) | (D) | (D) | (D) | (D) | (NA) |
| Proprietary stores | (NA) | 18 | (NA) | (D) | (D) | (D) | (D) | (D) | (D) | (NA) |
| Other retail stores, total | 648 | 474 | 49,351 | 46,167 | 5,777 | 109,699 | 105,425 | 1,994 | 1,768 | 623 |
| Liquor stores | 176 | 150 | 14,144 | 13,128 | 710 | 14,471 | 13,079 | 342 | 275 | 173 |
| Fuel, ice dealers | 60 | 42 | 4,520 | 4,152 | 622 | 11,854 | 11,316 | 267 | 226 | 63 |
| Feed, farm, garden supply stores | 22 | 20 | 5,797 | (D) | 529 | 10,878 | 10,819 | 123 | 119 | 14 |
| Jewelry stores | 75 | 59 | 7,752 | 7,464 | 1,265 | 23,830 | 23,282 | 376 | 346 | 74 |
| Book, stationery stores | 9 | 9 | (D) | (D) | (D) | (D) | (D) | (D) | (D) | (D) |
| Sporting goods, bicycle stores | 30 | 20 | (D) | 920 | 100 | 2,294 | 2,144 | 39 | 35 | 29 |
| Florists | 58 | 40 | (D) | (D) | (D) | (D) | (D) | (D) | (D) | (D) |
| Cigar stores, stands | 9 | 5 | (D) | (D) | (D) | (D) | (D) | (D) | (D) | (D) |
| News dealers, newsstands | 14 | 2 | 417 | (D) | (D) | (D) | (D) | (D) | (D) | (D) |
| Gift, novelty, souvenir stores | 18 | 10 | 628 | (D) | (D) | (D) | (D) | (D) | (D) | (D) |
| Music stores | 12 | 8 | 1,071 | 1,005 | 177 | 3,055 | 3,055 | 49 | 49 | 11 |
| Camera, photographic supply stores | 8 | 8 | (D) | (D) | (D) | (D) | (D) | (D) | (D) | (D) |
| Other retail stores (except second-hand) | 56 | 56 | 4,155 | 4,155 | 985 | 17,838 | 17,558 | 257 | 240 | 32 |
| Second-hand stores | 61 | 45 | 4,044 | 3,884 | 536 | 9,893 | 9,253 | 213 | 182 | 70 |
| Nonstore retailers, total | 243 | 55 | 13,064 | 11,106 | 1,851 | 34,676 | 34,348 | 552 | 540 | 243 |
| Mail order houses | 1 | 1 | (D) | (D) | (D) | (D) | (D) | (D) | (D) | (D) |
| Direct selling (house-to-house) organizations | 218 | 38 | 8,052 | 6,206 | 1,373 | 25,523 | 25,220 | 437 | 426 | 224 |
| Merchandise vending machine operators | 24 | 16 | (D) | (D) | (D) | (D) | (D) | (D) | (D) | (D) |
| KENTON COUNTY | | | | | | | | | | |
| Retail trade, total | 1,100 | 764 | 106,325 | 99,183 | 11,155 | 215,931 | 198,562 | 4,526 | 3,601 | 1,154 |
| Food stores, total | 324 | 188 | 32,570 | 28,522 | 1,953 | 36,028 | 31,056 | 810 | 572 | 370 |
| Grocery stores | 211 | 127 | 27,801 | 24,661 | 1,568 | 28,575 | 24,495 | 622 | 431 | 236 |
| Meat markets, fish (seafood) markets | 19 | 15 | 1,700 | (D) | (D) | (D) | (D) | (D) | (D) | (D) |
| Fruit stores, vegetable markets | 22 | 2 | 498 | (D) | (D) | (D) | (D) | (D) | (D) | (D) |
| Candy, nut, confectionery stores | 16 | 8 | 286 | 166 | 19 | 387 | 332 | 16 | 11 | 22 |
| Other food stores | 54 | 36 | 2,273 | 1,973 | 206 | 3,980 | 3,319 | 102 | 72 | 64 |
| Eating, drinking places, total | 285 | 223 | 12,235 | 11,313 | 2,143 | 42,041 | 38,664 | 1,187 | 980 | 327 |
| Eating places | 120 | 72 | 6,023 | 5,297 | 1,288 | 25,554 | 24,090 | 705 | 613 | 131 |
| Drinking places | 165 | 151 | 6,212 | 6,016 | 855 | 16,487 | 14,574 | 482 | 367 | 196 |
| General merchandise group, total | 29 | 21 | 8,435 | 8,203 | 1,166 | 22,338 | 18,497 | 584 | 377 | 24 |
| General merchandise group (except variety) | 19 | 13 | 6,742 | (D) | 896 | 17,179 | 14,043 | 393 | 250 | 15 |
| Variety stores | 10 | 8 | 1,693 | (D) | 270 | 5,159 | 4,454 | 191 | 127 | 9 |
| Apparel, accessories stores, total | 45 | 37 | 3,471 | 3,347 | 436 | 8,179 | 6,989 | 201 | 125 | 38 |
| Shoe stores | 11 | 11 | 940 | 940 | 108 | 1,955 | 1,594 | 50 | 26 | 7 |
| Men's, boys' clothing and furnishings stores | (NA) | 6 | (NA) | (D) | (D) | (D) | (D) | (D) | (D) | (NA) |
| Family clothing stores | (NA) | 7 | (NA) | 651 | 81 | 1,597 | 1,485 | 36 | 30 | (NA) |
| Women's clothing, specialty stores | 12 | 10 | 559 | (D) | 57 | 1,088 | 809 | 39 | 22 | 11 |
| Ready-to-wear stores | (NA) | 7 | (NA) | (D) | 48 | 914 | 698 | 32 | 19 | (NA) |
| Other clothing, specialty stores | (NA) | 3 | (NA) | 103 | 9 | 174 | 111 | 7 | 3 | (NA) |
| Other apparel stores | 3 | 3 | (D) | (D) | (D) | (D) | (D) | (D) | (D) | (D) |
| Furniture, home furnishings, appliance dealers, total | 40 | 28 | 5,320 | 5,006 | 720 | 11,597 | 11,318 | 180 | 170 | 36 |
| Furniture, home furnishings stores, antique stores | 19 | 17 | 2,925 | (D) | 489 | 7,658 | 7,544 | 119 | 114 | 17 |
| Household appliance, radio, TV stores | 21 | 11 | 2,395 | (D) | 231 | 3,939 | 3,774 | 61 | 56 | 19 |
| Automotive group | 46 | 36 | 16,061 | 15,853 | 1,405 | 32,290 | 31,969 | 425 | 416 | 39 |

Standard Notes: (D) Withheld to avoid disclosure. (NA) Not available. n.e.c. Not elsewhere classified. XXX Not applicable. (Z) Less than \$500. ... Represents zero.
¹ Group totals may include data for establishments without payroll which could not be classified by detailed kind of business.

Table 104. RETAIL TRADE: 1954 — COUNTIES WITH 500 ESTABLISHMENTS OR MORE—Continued

Establishments, Sales, Payroll, and Personnel, by Kind of Business

| County and kind of business | Establishments | | Sales | | Payroll, entire year (\$1,000) | Payroll, workweek ended nearest Nov. 15 | | Paid employees, workweek ended nearest Nov. 15 | | Proprietors (unincorporated businesses only) ¹ (Number) |
|--|--------------------------------|--------------------------|---|--|-----------------------------------|---|----------------------------|--|---------------------------|---|
| | Total ¹ (Number) | With payroll (Number) | Total, all establishments ² (\$1,000) | Establishments with payroll (\$1,000) | | Total (Dollars) | Full workweek (Dollars) | Total (Number) | Full workweek (Number) | |
| KENTON COUNTY—Con. | | | | | | | | | | |
| Gasoline service stations..... | 64 | 58 | 5,111 | 5,019 | 447 | 9,185 | 8,364 | 204 | 163 | 59 |
| Lumber, bldg. mats., hardware, farm equip. dealers, total..... | 49 | 47 | 8,635 | (D) | 1,159 | 23,113 | 22,705 | 325 | 302 | 39 |
| Farm equipment dealers..... | 4 | 4 | 1,112 | 1,112 | 115 | 2,421 | 2,389 | 25 | 25 | 4 |
| Lumber, building materials, supplies, equipment dealers..... | 30 | 28 | 6,454 | (D) | 938 | 18,911 | 18,752 | 261 | 250 | 21 |
| Hardware stores..... | 15 | 15 | 1,069 | 1,069 | 106 | 1,781 | 1,564 | 39 | 27 | 14 |
| Drug stores, proprietary stores, total..... | 43 | 43 | 3,781 | 3,781 | 445 | 8,399 | 6,902 | 228 | 153 | 43 |
| Drug stores..... | 43 | 43 | 3,781 | 3,781 | 445 | 8,399 | 6,902 | 228 | 153 | 43 |
| Proprietary stores..... | ... | ... | ... | ... | ... | ... | ... | ... | ... | ... |
| Other retail stores, total..... | 118 | 74 | 9,441 | (D) | 1,208 | 21,502 | 20,923 | 358 | 325 | 111 |
| Liquor stores..... | 20 | 16 | 2,206 | 2,048 | 128 | 2,485 | 2,289 | 64 | 51 | 23 |
| Fuel, ice dealers..... | 13 | 7 | (D) | (D) | (D) | (D) | (D) | (D) | (D) | (D) |
| Feed, farm, garden supply stores..... | 5 | 3 | (D) | (D) | (D) | (D) | (D) | (D) | (D) | (D) |
| Jewelry stores..... | 13 | 11 | 958 | (D) | 216 | 3,669 | 3,587 | 60 | 55 | 8 |
| Book, stationery stores..... | 4 | 2 | 109 | (D) | (D) | (D) | (D) | (D) | (D) | (D) |
| Other retail stores (except second-hand)..... | 43 | 29 | 1,311 | 1,183 | 141 | 2,740 | 2,544 | 52 | 44 | 38 |
| Second-hand stores..... | 12 | 6 | 309 | 271 | 43 | 794 | 794 | 15 | 15 | 11 |
| Nonstore retailers..... | 57 | 9 | 1,265 | 719 | 73 | 1,259 | 1,175 | 24 | 18 | 68 |
| McCRACKEN COUNTY | | | | | | | | | | |
| Retail trade, total..... | 688 | 472 | 69,441 | 65,177 | 7,687 | 134,798 | 127,688 | 2,880 | 2,485 | 765 |
| Food stores, total..... | 193 | 85 | 16,854 | 14,302 | 924 | 14,468 | 12,961 | 333 | 246 | 218 |
| Grocery stores..... | 175 | 77 | 16,243 | 13,899 | 880 | 13,656 | 12,174 | 310 | 226 | 199 |
| Meat markets, fish (seafood) markets..... | 8 | 2 | (D) | (D) | (D) | (D) | (D) | (D) | (D) | (D) |
| Fruit stores, vegetable markets..... | 5 | 1 | 70 | (D) | (D) | (D) | (D) | (D) | (D) | (D) |
| Candy, nut, confectionery stores..... | 1 | 1 | (D) | (D) | (D) | (D) | (D) | (D) | (D) | (D) |
| Other food stores..... | 4 | 4 | 139 | 139 | 26 | 516 | 502 | 16 | 14 | 5 |
| Eating, drinking places, total..... | 140 | 106 | 5,645 | 5,259 | 959 | 16,430 | 15,544 | 522 | 457 | 181 |
| Eating places..... | 124 | 78 | 3,807 | 3,523 | 751 | 13,011 | 12,252 | 438 | 386 | 139 |
| Drinking places..... | 34 | 28 | 1,822 | 1,736 | 208 | 3,419 | 3,292 | 84 | 71 | 40 |
| General merchandise group, total..... | 16 | 12 | 8,644 | (D) | 1,405 | 25,750 | 23,607 | 553 | 443 | 14 |
| General merchandise group (except variety)..... | 9 | 9 | 6,840 | 6,826 | 1,071 | 19,739 | 18,584 | 366 | 313 | 6 |
| Variety stores..... | 7 | 3 | 1,804 | (D) | 334 | 6,011 | 5,023 | 187 | 130 | 8 |
| Apparel, accessories stores, total..... | 38 | 38 | 4,379 | 4,379 | 644 | 11,203 | 10,834 | 246 | 218 | 28 |
| Shoe stores..... | 12 | 12 | 885 | 885 | 115 | 1,817 | 1,661 | 43 | 30 | 5 |
| Men's, boys' clothing and furnishings stores..... | 9 | 9 | 951 | 951 | 208 | 4,016 | 3,961 | 70 | 66 | 10 |
| Family clothing stores..... | 3 | 3 | (D) | (D) | (D) | (D) | (D) | (D) | (D) | (D) |
| Women's clothing, specialty stores..... | 12 | 12 | 2,038 | 2,038 | 263 | 4,438 | 4,280 | 112 | 101 | 9 |
| Ready-to-wear stores..... | 10 | 10 | (D) | (D) | (D) | (D) | (D) | (D) | (D) | (D) |
| Other clothing, specialty stores..... | 2 | 2 | (D) | (D) | (D) | (D) | (D) | (D) | (D) | (D) |
| Other apparel stores..... | 2 | 2 | (D) | (D) | (D) | (D) | (D) | (D) | (D) | (D) |
| Furniture, home furnishings, appliance dealers, total..... | 34 | 22 | 2,754 | (D) | 402 | 6,895 | 6,732 | 138 | 130 | 38 |
| Furniture, home furnishings stores, antique stores..... | 11 | 9 | 1,506 | (D) | 287 | 3,805 | 3,748 | 75 | 73 | 9 |
| Household appliance, radio, TV stores..... | 23 | 13 | 1,448 | 1,332 | 115 | 3,090 | 2,984 | 63 | 57 | 29 |
| Automotive group..... | 46 | 38 | 13,187 | 12,885 | 1,285 | 22,456 | 22,250 | 330 | 318 | 44 |
| Gasoline service stations..... | 70 | 58 | 5,009 | 4,655 | 403 | 7,874 | 7,502 | 174 | 154 | 80 |
| Lumber, bldg. mats., hardware, farm equip. dealers, total..... | 22 | 20 | 3,053 | (D) | 397 | 7,184 | 6,913 | 122 | 115 | 23 |
| Farm equipment dealers..... | 2 | 2 | (D) | (D) | (D) | (D) | (D) | (D) | (D) | (D) |
| Lumber, building materials, supplies, equipment dealers..... | 14 | 14 | (D) | (D) | (D) | (D) | (D) | (D) | (D) | (D) |
| Hardware stores..... | 6 | 4 | 292 | (D) | (D) | (D) | (D) | (D) | (D) | (D) |
| Drug stores, proprietary stores, total..... | 28 | 26 | 2,848 | (D) | 349 | 6,316 | 5,729 | 173 | 138 | 31 |
| Drug stores..... | (NA) | 22 | (NA) | (D) | 297 | 5,311 | 4,814 | 144 | 115 | (NA) |
| Proprietary stores..... | (NA) | 4 | (NA) | 512 | 52 | 1,005 | 915 | 29 | 23 | (NA) |
| Other retail stores, total..... | 81 | 59 | 6,534 | 6,192 | 859 | 15,340 | 14,742 | 270 | 248 | 88 |
| Liquor stores..... | 15 | 15 | 1,479 | 1,479 | 91 | 1,623 | 1,604 | 35 | 31 | 19 |
| Fuel, ice dealers..... | 12 | 8 | 1,232 | 1,188 | 243 | 4,419 | 4,374 | 65 | 63 | 11 |
| Feed, farm, garden supply stores..... | 5 | 3 | 1,293 | (D) | (D) | (D) | (D) | (D) | (D) | (D) |
| Jewelry stores..... | 9 | 7 | 795 | (D) | 164 | 2,965 | 2,965 | 40 | 40 | 8 |
| Book, stationery stores..... | 1 | 1 | (D) | (D) | (D) | (D) | (D) | (D) | (D) | (D) |
| Other retail stores (except second-hand)..... | 23 | 21 | (D) | (D) | (D) | (D) | (D) | (D) | (D) | (D) |
| Second-hand stores..... | 10 | 4 | 222 | 152 | 17 | 254 | 254 | 5 | 5 | 10 |
| Nonstore retailers..... | 20 | 8 | 534 | 450 | 60 | 882 | 874 | 19 | 18 | 20 |
| PIKE COUNTY | | | | | | | | | | |
| Retail trade, total..... | 555 | 221 | 27,211 | 21,621 | 2,026 | 37,680 | 35,942 | 900 | 763 | 564 |
| Food stores, total..... | 255 | 47 | 7,614 | 4,228 | 237 | 4,440 | 4,075 | 108 | 89 | 262 |
| Grocery stores..... | 248 | 46 | 7,492 | (D) | (D) | (D) | (D) | (D) | (D) | (D) |
| Meat markets, fish (seafood) markets..... | 2 | ... | (D) | ... | ... | ... | ... | ... | ... | 2 |
| Fruit stores, vegetable markets..... | 2 | ... | (D) | ... | ... | ... | ... | ... | ... | 2 |
| Candy, nut, confectionery stores..... | ... | ... | ... | ... | ... | ... | ... | ... | ... | ... |
| Other food stores..... | 1 | 1 | (D) | (D) | (D) | (D) | (D) | (D) | (D) | (D) |
| Eating, drinking places, total..... | 51 | 33 | 1,122 | 956 | 154 | 2,798 | 2,568 | 116 | 100 | 55 |
| Eating places..... | 49 | 31 | (D) | (D) | (D) | (D) | (D) | (D) | (D) | (D) |
| Drinking places..... | 2 | 2 | (D) | (D) | (D) | (D) | (D) | (D) | (D) | (D) |

Standard Notes: (D) Withheld to avoid disclosure. (NA) Not available. n.e.c. Not elsewhere classified. XXX Not applicable. (Z) Less than \$500. ... Represents zero.
¹ Group totals may include data for establishments without payroll which could not be classified by detailed kind of business.

RETAIL TRADE—AREA STATISTICS

Table 104. RETAIL TRADE: 1954 — COUNTIES WITH 500 ESTABLISHMENTS OR MORE—Continued
Establishments, Sales, Payroll, and Personnel, by Kind of Business

| County and kind of business | Establishments | | Sales | | Payroll, entire year (\$1,000) | Payroll, workweek ended nearest Nov. 15 | | Paid employees, workweek ended nearest Nov. 15 | | Proprietors (unincorporated businesses only) ¹ (Number) |
|--|--------------------------------|--------------------------|---|--|-----------------------------------|---|----------------------------|--|---------------------------|---|
| | Total ¹ (Number) | With payroll (Number) | Total, all establishments ¹ (\$1,000) | Establishments with payroll (\$1,000) | | Total (Dollars) | Full workweek (Dollars) | Total (Number) | Full workweek (Number) | |
| PIKE COUNTY—Con. | | | | | | | | | | |
| General merchandise group, total..... | 69 | 29 | 4,616 | 3,840 | 343 | 6,558 | 6,029 | 232 | 165 | 66 |
| General merchandise group (except variety)..... | 66 | 26 | (D) | (D) | (D) | (D) | (D) | (D) | (D) | (D) |
| Variety stores..... | 3 | 3 | (D) | (D) | (D) | (D) | (D) | (D) | (D) | (D) |
| Apparel, accessories stores, total..... | 18 | 16 | 1,618 | (D) | 159 | 2,391 | 2,174 | 70 | 56 | 18 |
| Shoe stores..... | 1 | 1 | (D) | (D) | (D) | (D) | (D) | (D) | (D) | (D) |
| Men's, boys' clothing and furnishings stores..... | 1 | 1 | (D) | (D) | (D) | (D) | (D) | (D) | (D) | (D) |
| Family clothing stores..... | 6 | 6 | 523 | 923 | 97 | 1,286 | 1,080 | 38 | 26 | 7 |
| Women's clothing, specialty stores..... | 7 | 7 | 404 | 404 | 31 | 535 | 535 | 14 | 14 | 6 |
| Ready-to-wear stores..... | 6 | 6 | (D) | (D) | (D) | (D) | (D) | (D) | (D) | (D) |
| Other clothing, specialty stores..... | 1 | 1 | (D) | (D) | (D) | (D) | (D) | (D) | (D) | (D) |
| Other apparel stores..... | 1 | 1 | (D) | (D) | (D) | (D) | (D) | (D) | (D) | (D) |
| Furniture, home furnishings, appliance dealers, total..... | 24 | 16 | 1,708 | 1,124 | 156 | 3,046 | 2,978 | 48 | 45 | 23 |
| Furniture, home furnishings stores, antique stores..... | 13 | 11 | 909 | (D) | 121 | 2,314 | 2,291 | 36 | 35 | 14 |
| Household appliance, radio, TV stores..... | 11 | 5 | 400 | (D) | 35 | 732 | 687 | 12 | 10 | 9 |
| Automotive group..... | 21 | 17 | 5,844 | 5,796 | 612 | 11,183 | 11,183 | 158 | 158 | 17 |
| Gasoline service stations..... | 59 | 25 | 2,170 | 1,400 | 102 | 2,156 | 2,000 | 55 | 47 | 63 |
| Lumber, bldg. mads., hardware, farm equip. dealers, total..... | 15 | 13 | 1,408 | (D) | 146 | 2,866 | 2,866 | 53 | 53 | 12 |
| Farm equipment dealers..... | 2 | 2 | (D) | (D) | (D) | (D) | (D) | (D) | (D) | (D) |
| Lumber, building materials, supplies, equipment dealers..... | 9 | 7 | (D) | (D) | (D) | (D) | (D) | (D) | (D) | (D) |
| Hardware stores..... | 4 | 4 | 320 | 320 | 44 | 826 | 826 | 16 | 16 | 3 |
| Drug stores, proprietary stores, total..... | 6 | 6 | (D) | (D) | (D) | (D) | (D) | (D) | (D) | (D) |
| Drug stores..... | 6 | 6 | (D) | (D) | (D) | (D) | (D) | (D) | (D) | (D) |
| Proprietary stores..... | ... | ... | ... | ... | ... | ... | ... | ... | ... | ... |
| Other retail stores, total..... | 33 | 17 | 945 | 783 | 54 | 999 | 901 | 24 | 19 | 39 |
| Liquor stores..... | 5 | 5 | 424 | 424 | 12 | 311 | 311 | 7 | 7 | 5 |
| Fuel, ice dealers..... | 2 | ... | (D) | ... | ... | ... | ... | ... | ... | 4 |
| Feed, farm, garden supply stores..... | ... | ... | ... | ... | ... | ... | ... | ... | ... | ... |
| Jewelry stores..... | 4 | 2 | 123 | (D) | (D) | (D) | (D) | (D) | (D) | (D) |
| Book, stationery stores..... | ... | ... | ... | ... | ... | ... | ... | ... | ... | ... |
| Other retail stores (except second-hand)..... | 6 | 6 | 214 | 214 | 24 | 350 | 305 | 8 | 5 | 5 |
| Second-hand stores..... | 6 | 4 | (D) | (D) | (D) | (D) | (D) | (D) | (D) | 5 |
| Nonstore retailers..... | 4 | 2 | (D) | (D) | (D) | (D) | (D) | (D) | (D) | (D) |

Standard Notes: (D) Withheld to avoid disclosure. (NA) Not available. n.e.c. Not elsewhere classified. XXX Not applicable. (Z) Less than \$500. ... Represents zero.
¹ Group totals may include data for establishments without payroll which could not be classified by detailed kind of business.

Table 105. RETAIL TRADE: 1954 — CITIES WITH 500 ESTABLISHMENTS OR MORE
Establishments, Sales, Payroll, and Personnel, by Kind of Business

| City and kind of business | Establishments | | Sales | | Payroll, entire year (\$1,000) | Payroll, workweek ended nearest Nov. 15 | | Paid employees, workweek ended nearest Nov. 15 | | Proprietors (unincorporated businesses only) ¹ (Number) |
|--|--------------------------------|--------------------------|---|--|-----------------------------------|---|----------------------------|--|---------------------------|---|
| | Total ¹ (Number) | With payroll (Number) | Total, all establishments ¹ (\$1,000) | Establishments with payroll (\$1,000) | | Total (Dollars) | Full workweek (Dollars) | Total (Number) | Full workweek (Number) | |
| COVINGTON | | | | | | | | | | |
| Retail trade, total..... | 792 | 572 | 78,470 | 74,082 | 8,377 | 163,808 | 149,552 | 3,358 | 2,626 | 828 |
| Food stores, total..... | 235 | 145 | 22,979 | 20,613 | 1,428 | 26,673 | 22,494 | 603 | 411 | 275 |
| Grocery stores..... | 143 | 91 | 18,838 | 17,072 | 1,079 | 19,950 | 16,650 | 433 | 287 | 164 |
| Meat markets, fish (seafood) markets..... | 17 | 13 | (D) | (D) | (D) | (D) | (D) | (D) | (D) | (D) |
| Fruit stores, vegetable markets..... | 14 | 2 | (D) | (D) | (D) | (D) | (D) | (D) | (D) | (D) |
| Candy, nut, confectionery stores..... | 16 | 8 | 286 | 166 | 19 | 387 | 332 | 16 | 11 | 22 |
| Other food stores..... | 43 | 31 | 2,056 | 1,814 | 184 | 3,498 | 2,850 | 88 | 59 | 53 |
| Eating, drinking places, total..... | 190 | 156 | 7,402 | 6,860 | 1,174 | 23,063 | 20,783 | 653 | 530 | 219 |
| Eating places..... | 76 | 44 | 2,677 | (D) | 485 | 10,165 | 9,247 | 303 | 252 | 83 |
| Drinking places..... | 114 | 112 | 4,725 | (D) | 689 | 12,898 | 11,536 | 350 | 278 | 136 |
| General merchandise group, total..... | 19 | 17 | 7,747 | (D) | 1,140 | 21,847 | 18,056 | 571 | 366 | 15 |
| General merchandise group (except variety)..... | 12 | 10 | 6,168 | (D) | 873 | 16,748 | 13,662 | 382 | 241 | 9 |
| Variety stores..... | 7 | 7 | 1,579 | 1,579 | 267 | 5,099 | 4,394 | 189 | 125 | 6 |
| Apparel, accessories stores, total..... | 40 | 32 | 3,234 | 3,110 | 420 | 7,888 | 6,744 | 192 | 119 | 33 |
| Shoe stores..... | 10 | 10 | (D) | (D) | 106 | 1,915 | 1,554 | 49 | 25 | 6 |
| Men's, boys' clothing and furnishings stores..... | (NA) | 5 | (NA) | 1,062 | 180 | 3,319 | 2,991 | 69 | 45 | (NA) |
| Family clothing stores..... | (NA) | 5 | (NA) | (D) | (D) | (D) | (D) | (D) | (D) | (NA) |
| Women's clothing, specialty stores..... | 11 | 9 | 494 | (D) | 53 | 1,002 | 739 | 36 | 20 | 10 |
| Ready-to-wear stores..... | (NA) | 6 | (NA) | (D) | 44 | 828 | 628 | 29 | 17 | (NA) |
| Other clothing, specialty stores..... | (NA) | 3 | (NA) | 103 | 9 | 174 | 111 | 7 | 3 | (NA) |
| Other apparel stores..... | 3 | 3 | (D) | (D) | (D) | (D) | (D) | (D) | (D) | (D) |
| Furniture, home furnishings, appliance dealers, total..... | 30 | 24 | 4,478 | 4,248 | 657 | 10,656 | 10,506 | 161 | 153 | 26 |
| Furniture, home furnishings stores, antique stores..... | 18 | 16 | (D) | (D) | (D) | (D) | (D) | (D) | (D) | (D) |
| Household appliance, radio, TV stores..... | 12 | 8 | (D) | (D) | (D) | (D) | (D) | (D) | (D) | (D) |
| Automotive group..... | 36 | 28 | 13,851 | 13,675 | 1,273 | 29,633 | 29,365 | 388 | 382 | 29 |
| Gasoline service stations..... | 41 | 37 | 3,193 | 3,113 | 277 | 5,705 | 5,219 | 123 | 98 | 39 |
| Lumber, bldg. mats., hardware, farm equip. dealers, total..... | 34 | 34 | 5,263 | 5,262 | 844 | 16,856 | 16,505 | 242 | 223 | 28 |
| Farm equipment dealers..... | 1 | 1 | (D) | (D) | (D) | (D) | (D) | (D) | (D) | (D) |
| Lumber, building materials, supplies, equipment dealers..... | 22 | 22 | 4,230 | 4,224 | 733 | 14,895 | 14,736 | 206 | 195 | 17 |
| Hardware stores..... | 11 | 11 | (D) | (D) | (D) | (D) | (D) | (D) | (D) | (D) |
| Drug stores, proprietary stores, total..... | 36 | 36 | 2,885 | 2,885 | 336 | 6,250 | 5,154 | 177 | 121 | 36 |
| Drug stores..... | 36 | 36 | 2,885 | 2,885 | 336 | 6,250 | 5,154 | 177 | 121 | 36 |
| Proprietary stores..... | ... | ... | ... | ... | ... | ... | ... | ... | ... | ... |
| Other retail stores, total..... | 89 | 57 | 6,485 | 6,073 | 763 | 14,189 | 13,678 | 232 | 207 | 78 |
| Liquor stores..... | 11 | 9 | 1,411 | (D) | 89 | 1,824 | 1,686 | 38 | 31 | 10 |
| Fuel, ice dealers..... | 10 | 4 | (D) | (D) | (D) | (D) | (D) | (D) | (D) | (D) |
| Feed, farm, garden supply stores..... | 5 | 3 | (D) | (D) | (D) | (D) | (D) | (D) | (D) | (D) |
| Jewelry stores..... | 12 | 10 | (D) | (D) | (D) | (D) | (D) | (D) | (D) | (D) |
| Book, stationery stores..... | 4 | 2 | 109 | (D) | (D) | (D) | (D) | (D) | (D) | (D) |
| Other retail stores (except second-hand)..... | 34 | 24 | 1,181 | 1,085 | 129 | 2,544 | 2,348 | 47 | 39 | 29 |
| Second-hand stores..... | 9 | 5 | 150 | (D) | 19 | 430 | 430 | 10 | 10 | 8 |
| Nonstore retailers..... | 42 | 6 | 948 | 532 | 65 | 1,048 | 1,048 | 16 | 16 | 50 |

Standard Notes: (D) Withheld to avoid disclosure. (NA) Not available. n.e.c. Not elsewhere classified. XXX Not applicable. (Z) Less than \$500. ... Represents zero.
¹ Group totals may include data for establishments without payroll which could not be classified by detailed kind of business.

RETAIL TRADE—AREA STATISTICS

Table 105. RETAIL TRADE: 1954 — CITIES WITH 500 ESTABLISHMENTS OR MORE—Continued

Establishments, Sales, Payroll, and Personnel, by Kind of Business

| City and kind of business | Establishments | | Sales | | Payroll, entire year (\$1,000) | Payroll, workweek ended nearest Nov. 15 | | Paid employees, workweek ended nearest Nov. 15 | | Proprietors (unincorporated businesses only) ^f (Number) |
|--|--------------------------------|--------------------------|---|--|-----------------------------------|---|----------------------------|--|---------------------------|---|
| | Total ¹ (Number) | With payroll (Number) | Total, all establishments ¹ (\$1,000) | Establishments with payroll (\$1,000) | | Total (Dollars) | Full workweek (Dollars) | Total (Number) | Full workweek (Number) | |
| LEXINGTON | | | | | | | | | | |
| Retail trade, total..... | 982 | 748 | 118,793 | 114,111 | 15,569 | 296,066 | 279,803 | 6,333 | 5,506 | 906 |
| Food stores, total..... | 188 | 118 | 19,701 | 18,033 | 1,240 | 24,617 | 21,460 | 533 | 409 | 207 |
| Grocery stores..... | 167 | 105 | 18,824 | 17,322 | 1,126 | 21,891 | 18,933 | 469 | 358 | 188 |
| Meat markets, fish (seafood) markets..... | 1 | 1 | (D) | (D) | (D) | (D) | (D) | (D) | (D) | (D) |
| Fruit stores, vegetable markets..... | 2 | ... | (D) | ... | ... | ... | ... | ... | ... | 2 |
| Candy, nut, confectionery stores..... | 9 | 5 | 151 | 97 | 12 | 158 | 128 | 8 | 5 | 7 |
| Other food stores..... | 9 | 7 | 714 | (D) | (D) | (D) | (D) | (D) | (D) | (D) |
| Eating, drinking places, total..... | 184 | 154 | 6,294 | 6,014 | 1,279 | 26,908 | 25,725 | 841 | 766 | 188 |
| Eating places..... | 143 | 119 | 5,148 | 4,936 | 1,104 | 23,661 | 22,591 | 747 | 681 | 140 |
| Drinking places..... | 41 | 35 | 1,146 | 1,078 | 175 | 3,247 | 3,134 | 94 | 85 | 48 |
| General merchandise group, total..... | 29 | 19 | 18,809 | 18,439 | 2,917 | 53,395 | 48,858 | 1,406 | 1,154 | 20 |
| General merchandise group (except variety)..... | 21 | 11 | 15,238 | 14,868 | 2,303 | 41,749 | 39,241 | 979 | 859 | 16 |
| Variety stores..... | 8 | 8 | 3,571 | 3,571 | 614 | 11,646 | 9,617 | 427 | 295 | 4 |
| Apparel, accessories stores, total..... | 91 | 81 | (D) | (D) | (D) | (D) | (D) | (D) | (D) | (D) |
| Shoe stores..... | 22 | 22 | 2,623 | 2,623 | 422 | 6,745 | 6,445 | 142 | 112 | 8 |
| Men's, boys' clothing and furnishings stores..... | (NA) | 11 | (NA) | 2,790 | 455 | 7,890 | 7,849 | 129 | 125 | (NA) |
| Family clothing stores..... | (NA) | 3 | (NA) | (D) | (D) | (D) | (D) | (D) | (D) | (NA) |
| Women's clothing, specialty stores..... | 50 | 42 | 6,468 | 6,410 | 1,104 | 21,369 | 20,035 | 560 | 461 | 16 |
| Ready-to-wear stores..... | (NA) | 27 | (NA) | 5,970 | 1,024 | 19,784 | 18,562 | 516 | 426 | (NA) |
| Other clothing, specialty stores..... | (NA) | 15 | (NA) | 440 | 80 | 1,585 | 1,473 | 44 | 35 | (NA) |
| Other apparel stores..... | 3 | 3 | 136 | 136 | 19 | 402 | 374 | 10 | 9 | 4 |
| Furniture, home furnishings, appliance dealers, total..... | 55 | 41 | 5,538 | 5,386 | 1,029 | 18,751 | 18,263 | 326 | 312 | 50 |
| Furniture, home furnishings stores, antique stores..... | 35 | 29 | 3,376 | (D) | 650 | 12,008 | 11,777 | 204 | 196 | 31 |
| Household appliance, radio, TV stores..... | 20 | 12 | 2,162 | (D) | 379 | 6,743 | 6,486 | 122 | 116 | 19 |
| Automotive group..... | 44 | 30 | 18,994 | (D) | 2,239 | 43,390 | 43,088 | 612 | 596 | 34 |
| Gasoline service stations..... | 83 | 71 | 6,519 | 6,211 | 607 | 12,359 | 11,659 | 273 | 238 | 90 |
| Lumber, bldg. mats., hardware, farm equip. dealers, total..... | 55 | 47 | 10,296 | 10,038 | 1,698 | 29,417 | 27,845 | 456 | 414 | 42 |
| Farm equipment dealers..... | 4 | 4 | (D) | (D) | (D) | (D) | (D) | (D) | (D) | (D) |
| Lumber, building materials, supplies, equipment dealers..... | 42 | 34 | 8,278 | 8,020 | 1,502 | 25,637 | 24,164 | 383 | 346 | 29 |
| Hardware stores..... | 9 | 9 | (D) | (D) | (D) | (D) | (D) | (D) | (D) | (D) |
| Drug stores, proprietary stores, total..... | 29 | 29 | 4,362 | 4,362 | 797 | 15,734 | 14,656 | 359 | 306 | 28 |
| Drug stores..... | 24 | 24 | (D) | (D) | (D) | (D) | (D) | (D) | (D) | (D) |
| Proprietary stores..... | 5 | 5 | (D) | (D) | (D) | (D) | (D) | (D) | (D) | (D) |
| Other retail stores, total..... | 181 | 145 | (D) | 13,040 | (D) | (D) | (D) | (D) | (D) | (D) |
| Liquor stores..... | 37 | 37 | 4,403 | 4,403 | 267 | 5,330 | 4,732 | 108 | 89 | 26 |
| Fuel, ice dealers..... | 6 | 6 | (D) | (D) | (D) | (D) | (D) | (D) | (D) | (D) |
| Feed, farm, garden supply stores..... | 17 | 17 | 2,859 | 2,859 | 214 | 3,735 | 3,582 | 75 | 66 | 17 |
| Jewelry stores..... | 18 | 18 | 1,286 | 1,286 | 210 | 3,783 | 3,645 | 76 | 67 | 11 |
| Book, stationery stores..... | 10 | 4 | 586 | 410 | 36 | 633 | 607 | 19 | 17 | 9 |
| Other retail stores (except second-hand)..... | 68 | 52 | 3,073 | (D) | (D) | (D) | (D) | (D) | (D) | (D) |
| Second-hand stores..... | 17 | 11 | (D) | (D) | (D) | (D) | (D) | (D) | (D) | (D) |
| Nonstore retailers..... | 43 | 13 | 2,313 | 1,955 | 372 | 6,088 | 5,995 | 129 | 121 | 40 |

Standard Notes: (D) Withheld to avoid disclosure. (NA) Not available. n.e.c. Not elsewhere classified. XXX Not applicable. (Z) Less than \$500. ... Represents zero.
¹ Group totals may include data for establishments without payroll which could not be classified by detailed kind of business.

Table 105. RETAIL TRADE: 1954 — CITIES WITH 500 ESTABLISHMENTS OR MORE—Continued

Establishments, Sales, Payroll, and Personnel, by Kind of Business

| City and kind of business | Establishments | | Sales | | Payroll, entire year (\$1,000) | Payroll, workweek ended nearest Nov. 15 | | Paid employees, workweek ended nearest Nov. 15 | | Proprietors (unincorporated businesses only) ¹ (Number) |
|--|--------------------------------|--------------------------|---|--|-----------------------------------|---|----------------------------|--|---------------------------|---|
| | Total ¹ (Number) | With payroll (Number) | Total, all establishments ¹ (\$1,000) | Establishments with payroll (\$1,000) | | Total (Dollars) | Full workweek (Dollars) | Total (Number) | Full workweek (Number) | |
| LOUISVILLE | | | | | | | | | | |
| Retail trade, total..... | 4,113 | 3,013 | 556,018 | 534,854 | 66,206 | 1,262,916 | 1,166,412 | 26,580 | 21,780 | 4,244 |
| Food stores, total..... | 925 | 591 | 118,700 | 110,628 | 7,507 | 145,076 | 121,526 | 3,155 | 2,199 | 1,025 |
| Grocery stores..... | 691 | 465 | 106,381 | 99,635 | 6,138 | 117,800 | 96,429 | 2,524 | 1,685 | 755 |
| Meat markets, fish (seafood) markets..... | 26 | 24 | 3,331 | (D) | 296 | 5,579 | 5,411 | 102 | 91 | 37 |
| Fruit stores, vegetable markets..... | 58 | 6 | 1,291 | (D) | 36 | 849 | 839 | 14 | 13 | 67 |
| Candy, nut, confectionery stores..... | 51 | 19 | (D) | (D) | (D) | (D) | (D) | (D) | (D) | (D) |
| Bakery products stores..... | 43 | 37 | 2,333 | 2,253 | 563 | 11,548 | 10,253 | 276 | 214 | 57 |
| Other food stores..... | 50 | 40 | (D) | (D) | (D) | (D) | (D) | (D) | (D) | (D) |
| Eating, drinking places, total..... | 940 | 782 | 49,270 | 46,754 | 9,508 | 191,515 | 178,575 | 5,295 | 4,560 | 1,103 |
| Eating places (except refreshment stands)..... | 444 | 370 | 26,937 | 25,743 | 6,635 | 131,945 | 123,969 | 3,573 | 3,124 | 513 |
| Refreshment stands..... | 62 | 38 | 1,535 | 1,179 | 161 | 2,650 | 1,971 | 116 | 65 | 73 |
| Drinking places..... | 434 | 374 | 20,798 | 19,832 | 2,712 | 56,920 | 52,635 | 1,606 | 1,371 | 517 |
| General merchandise group, total..... | 145 | 109 | 75,015 | 74,581 | 11,907 | 232,310 | 201,498 | 5,765 | 4,086 | 150 |
| Department stores..... | 8 | 8 | (D) | (D) | (D) | (D) | (D) | (D) | (D) | 2 |
| Dry goods, general merchandise stores..... | 82 | 56 | 6,275 | 5,981 | 692 | 13,484 | 12,605 | 345 | 286 | 87 |
| General stores..... | 2 | 2 | (D) | (D) | (D) | (D) | (D) | (D) | (D) | (D) |
| Variety stores..... | 51 | 43 | 10,249 | 10,145 | 1,657 | 32,259 | 25,331 | 1,138 | 722 | 57 |
| Apparel, accessories stores, total..... | 299 | 253 | 43,400 | 42,670 | 6,813 | 122,902 | 115,353 | 2,904 | 2,405 | 230 |
| Shoe stores..... | 74 | 62 | 6,843 | 6,555 | 845 | 14,804 | 13,685 | 344 | 256 | 44 |
| Men's, boys' clothing and furnishings stores..... | (NA) | 48 | (NA) | 11,251 | 1,966 | 34,607 | 33,342 | 664 | 581 | (NA) |
| Family clothing stores..... | (NA) | 38 | (NA) | (D) | (D) | (D) | (D) | (D) | (D) | (NA) |
| Women's clothing, specialty stores..... | 80 | 68 | 16,150 | 15,974 | 2,774 | 49,543 | 46,397 | 1,327 | 1,119 | 47 |
| Ready-to-wear stores..... | (NA) | 49 | (NA) | 14,343 | 2,569 | 45,604 | 42,689 | 1,198 | 1,008 | (NA) |
| Millinery stores..... | (NA) | 13 | (NA) | (D) | 115 | 2,152 | 1,966 | 59 | 44 | (NA) |
| Other clothing, specialty stores..... | (NA) | 6 | (NA) | (D) | 90 | 1,787 | 1,742 | 70 | 67 | (NA) |
| Other apparel stores..... | 41 | 37 | (D) | (D) | (D) | (D) | (D) | (D) | (D) | (D) |
| Furniture, home furnishings, appliance dealers, total..... | 171 | 143 | 27,735 | 27,363 | 4,610 | 89,007 | 87,690 | 1,341 | 1,270 | 153 |
| Furniture, home furnishings stores..... | 95 | 79 | 18,848 | 18,650 | 3,410 | 65,234 | 64,344 | 950 | 910 | 85 |
| Furniture stores..... | (NA) | 53 | (NA) | (D) | 2,890 | 56,059 | 55,434 | 790 | 758 | (NA) |
| Home furnishings stores, antique stores..... | (NA) | 26 | (NA) | (D) | 520 | 9,175 | 8,910 | 160 | 152 | (NA) |
| Household appliance, radio, TV stores..... | 74 | 64 | 8,879 | 8,713 | 1,200 | 23,773 | 23,346 | 391 | 360 | 66 |
| Automotive group, total..... | 149 | 119 | 107,838 | 107,158 | 9,299 | 165,337 | 163,873 | 2,125 | 2,077 | 113 |
| Passenger car dealers (franchised)..... | 38 | 32 | 80,492 | 80,306 | 6,919 | 122,121 | 121,461 | 1,554 | 1,539 | 13 |
| Passenger car dealers (nonfranchised)..... | 68 | 46 | 19,140 | 18,682 | 1,164 | 20,770 | 20,578 | 256 | 245 | 68 |
| Tire, battery, accessory dealers..... | 36 | 36 | 6,616 | 6,616 | 1,040 | 18,892 | 18,377 | 267 | 247 | 24 |
| Other automotive dealers..... | 5 | 5 | 1,554 | 1,554 | 176 | 3,554 | 3,457 | 48 | 46 | 6 |
| Gasoline service stations..... | 324 | 244 | 24,487 | 22,459 | 2,314 | 45,966 | 42,118 | 1,004 | 824 | 357 |
| Lumber, bldg. mats., hardware, farm equip. dealers, total..... | 182 | 122 | 28,566 | 27,086 | 3,764 | 70,724 | 66,285 | 963 | 889 | 168 |
| Farm equipment dealers..... | 8 | 8 | (D) | (D) | (D) | (D) | (D) | (D) | (D) | (D) |
| Lumber, building materials dealers..... | 59 | 43 | 19,953 | 19,401 | 2,656 | 50,026 | 46,014 | 609 | 562 | 48 |
| Plumbing, paint, electrical stores..... | 30 | 20 | (D) | (D) | (D) | (D) | (D) | (D) | (D) | (D) |
| Hardware stores..... | 85 | 51 | 4,798 | 4,064 | 524 | 10,043 | 9,714 | 190 | 166 | 95 |
| Drug stores, proprietary stores, total..... | 188 | 178 | 23,764 | 23,540 | 3,230 | 63,852 | 57,313 | 629 | 1,290 | 184 |
| Drug stores..... | (NA) | 163 | 22,317 | (D) | 3,041 | 60,880 | 54,418 | 1,550 | 1,217 | (NA) |
| Proprietary stores..... | (NA) | 15 | 1,447 | (D) | 189 | 2,972 | 2,895 | 79 | 73 | (NA) |
| Other retail stores, total..... | 579 | 423 | 44,813 | 41,855 | 5,430 | 102,198 | 98,480 | 1,857 | 1,650 | 551 |
| Liquor stores..... | 156 | 132 | 11,948 | 10,972 | 620 | 12,248 | 11,212 | 296 | 239 | 152 |
| Fuel, ice dealers..... | 47 | 35 | 3,932 | 3,638 | 541 | 10,122 | 9,638 | 240 | 201 | 49 |
| Feed, farm, garden supply stores..... | 18 | 16 | 5,538 | (D) | 506 | 10,419 | 10,397 | 115 | 113 | 10 |
| Jewelry stores..... | 76 | 56 | 7,412 | 7,124 | 1,228 | 23,224 | 22,676 | 366 | 336 | 71 |
| Book, stationery stores..... | 8 | 8 | (D) | (D) | (D) | (D) | (D) | (D) | (D) | (D) |
| Sporting goods, bicycle stores..... | 24 | 16 | 979 | 799 | 88 | 1,980 | 1,832 | 34 | 30 | 23 |
| Florists..... | 56 | 38 | 1,935 | 1,693 | 274 | 5,080 | 5,055 | 17 | 113 | 59 |
| Cigar stores, stands..... | 9 | 5 | 620 | (D) | 32 | 680 | 432 | 15 | 9 | 9 |
| News dealers, newsstands..... | 14 | 2 | 417 | (D) | (D) | (D) | (D) | (D) | (D) | (D) |
| Gift, novelty, souvenir stores..... | 13 | 7 | 471 | 433 | 70 | 1,420 | 1,223 | 39 | 29 | 13 |
| Music stores..... | 12 | 8 | 1,071 | 1,005 | 177 | 3,055 | 3,055 | 49 | 49 | 11 |
| Camera, photographic supply stores..... | 8 | 8 | (D) | (D) | (D) | (D) | (D) | (D) | (D) | (D) |
| Other retail stores (except second-hand)..... | 50 | 50 | 3,937 | 3,937 | 956 | 17,316 | 17,056 | 247 | 231 | 27 |
| Second-hand stores..... | 58 | 42 | 3,873 | 3,713 | 514 | 9,362 | 8,750 | 205 | 175 | 66 |
| Nonstore retailers, total..... | 211 | 49 | 12,430 | 10,760 | 1,824 | 34,029 | 33,701 | 542 | 530 | 210 |
| Mail order houses..... | 1 | 1 | (D) | (D) | (D) | (D) | (D) | (D) | (D) | (D) |
| Direct selling (house-to-house) organizations..... | 188 | 34 | 7,497 | 5,939 | 1,362 | 25,155 | 24,852 | 430 | 419 | 193 |
| Merchandise vending machine operators..... | 22 | 14 | (D) | (D) | (D) | (D) | (D) | (D) | (D) | (D) |

Standard Notes: (D) Withheld to avoid disclosure. (NA) Not available. n.e.c. Not elsewhere classified. XXX Not applicable. (Z) Less than \$500. ... represents zero.
¹ Group totals may include data for establishments without payroll which could not be classified by detailed kind of business.

RETAIL TRADE—AREA STATISTICS

Table 105. RETAIL TRADE: 1954 — CITIES WITH 500 ESTABLISHMENTS OR MORE—Continued

Establishments, Sales, Payroll, and Personnel, by Kind of Business

| City and kind of business | Establishments | | Sales | | Payroll, entire year (\$1,000) | Payroll, workweek ended nearest Nov. 15 | | Paid employees, workweek ended nearest Nov. 15 | | Proprietors (unincorporated businesses only) ¹ (Number) |
|--|--------------------------------|--------------------------|---|--|-----------------------------------|---|----------------------------|--|---------------------------|---|
| | Total ¹ (Number) | With payroll (Number) | Total, all establishments ¹ (\$1,000) | Establishments with payroll (\$1,000) | | Total (Dollars) | Full workweek (Dollars) | Total (Number) | Full workweek (Number) | |
| OWENSBORO | | | | | | | | | | |
| Retail trade, total..... | 555 | 371 | 58,182 | 54,116 | 6,605 | 125,743 | 115,817 | 2,811 | 2,273 | 606 |
| Food stores, total..... | 136 | 56 | 13,238 | 10,864 | 682 | 13,468 | 10,886 | 344 | 213 | 166 |
| Grocery stores..... | 123 | 47 | 12,337 | 10,161 | 597 | 11,694 | 9,422 | 296 | 180 | 151 |
| Meat markets, fish (seafood) markets..... | 2 | ... | (D) | ... | ... | ... | ... | ... | ... | 2 |
| Fruit stores, vegetable markets..... | 2 | ... | (D) | ... | ... | ... | ... | ... | ... | 2 |
| Candy, nut, confectionery stores..... | 1 | 1 | (D) | (D) | (D) | (D) | (D) | (D) | (D) | (D) |
| Other food stores..... | 8 | 8 | (D) | (D) | (D) | (D) | (D) | (D) | (D) | (D) |
| Eating, drinking places, total..... | 98 | 78 | 3,972 | 3,750 | 720 | 14,852 | 13,836 | 413 | 367 | 120 |
| Eating places..... | 58 | 52 | 2,634 | 2,564 | 586 | 11,874 | 11,172 | 349 | 313 | 68 |
| Drinking places..... | 40 | 26 | 1,338 | 1,186 | 134 | 2,978 | 2,664 | 64 | 54 | 52 |
| General merchandise group, total..... | 21 | 19 | 9,352 | (D) | 1,541 | 27,483 | 23,884 | 701 | 510 | 16 |
| General merchandise group (except variety)..... | 15 | 13 | 7,838 | (D) | 1,296 | 22,239 | 20,095 | 529 | 415 | 12 |
| Variety stores..... | 6 | 6 | 1,514 | 1,514 | 245 | 5,244 | 3,789 | 172 | 95 | 4 |
| Apparel, accessories stores, total..... | 43 | 41 | 3,908 | (D) | 538 | 10,260 | 9,509 | 267 | 191 | 28 |
| Shoe stores..... | 11 | 11 | 781 | 781 | 110 | 2,276 | 2,101 | 50 | 33 | 4 |
| Men's, boys' clothing and furnishings stores..... | (NA) | 5 | (NA) | (D) | 48 | 764 | 741 | 16 | 14 | (NA) |
| Family clothing stores..... | (NA) | 5 | (NA) | 793 | 97 | 2,049 | 1,852 | 58 | 39 | (NA) |
| Women's clothing, specialty stores..... | 16 | 16 | 1,679 | 1,679 | 276 | 5,025 | 4,697 | 138 | 102 | 7 |
| Ready-to-wear stores..... | 11 | 11 | (D) | (D) | (D) | (D) | (D) | (D) | (D) | (D) |
| Other clothing, specialty stores..... | 5 | 5 | (D) | (D) | (D) | (D) | (D) | (D) | (D) | (D) |
| Other apparel stores..... | 4 | 4 | 116 | 116 | 7 | 146 | 118 | 5 | 3 | 5 |
| Furniture, home furnishings, appliance dealers, total..... | 33 | 25 | 2,793 | (D) | (D) | (D) | (D) | (D) | (D) | (D) |
| Furniture, home furnishings stores, antique stores..... | 21 | 17 | 1,977 | 1,921 | 211 | 3,326 | 3,263 | 71 | 68 | 20 |
| Household appliance, radio, TV stores..... | 12 | 8 | 816 | (D) | (D) | (D) | (D) | (D) | (D) | (D) |
| Automotive group..... | 34 | 18 | 10,463 | 10,221 | 1,097 | 19,797 | 19,581 | 316 | 305 | 35 |
| Gasoline service stations..... | 55 | 43 | 4,272 | 3,772 | 410 | 8,234 | 7,961 | 163 | 143 | 63 |
| Lumber, bldg. mats., hardware, farm equip. dealers, total..... | 36 | 26 | (D) | (D) | (D) | (D) | (D) | (D) | (D) | (D) |
| Farm equipment dealers..... | 3 | 3 | 468 | 468 | 64 | 1,345 | 1,345 | 19 | 19 | ... |
| Lumber, building materials, supplies, equipment dealers..... | 25 | 17 | (D) | 2,719 | (D) | (D) | (D) | (D) | (D) | (D) |
| Hardware stores..... | 8 | 6 | (D) | (D) | (D) | (D) | (D) | (D) | (D) | (D) |
| Drug stores, proprietary stores, total..... | 18 | 18 | 1,822 | 1,822 | 261 | 4,632 | 4,426 | 105 | 91 | 21 |
| Drug stores..... | 12 | 12 | 1,642 | 1,642 | 251 | 4,439 | 4,270 | 94 | 83 | 14 |
| Proprietary stores..... | 6 | 6 | 180 | 180 | 10 | 193 | 156 | 11 | 8 | 7 |
| Other retail stores, total..... | 63 | 43 | (D) | 3,342 | 352 | 7,147 | 6,658 | 161 | 137 | 71 |
| Liquor stores..... | 6 | 4 | (D) | (D) | (D) | (D) | (D) | (D) | (D) | (D) |
| Fuel, ice dealers..... | 3 | 1 | 45 | (D) | (D) | (D) | (D) | (D) | (D) | (D) |
| Feed, farm, garden supply stores..... | 4 | 4 | 1,091 | 1,091 | 57 | 1,136 | 1,136 | 19 | 19 | 6 |
| Jewelry stores..... | 8 | 8 | 781 | 781 | 128 | 2,344 | 2,047 | 52 | 39 | 8 |
| Book, stationery stores..... | 1 | 1 | (D) | (D) | (D) | (D) | (D) | (D) | (D) | (D) |
| Other retail stores (except second-hand)..... | 26 | 20 | 877 | 795 | 122 | 2,750 | 2,558 | 50 | 40 | 30 |
| Second-hand stores..... | 7 | 5 | 169 | (D) | 22 | 459 | 459 | 12 | 12 | 6 |
| Nonstore retailers..... | 18 | 4 | 645 | 399 | 73 | 1,369 | 1,369 | 27 | 27 | 16 |

Standard Notes: (D) Withheld to avoid disclosure. (NA) Not available. n.e.c. Not elsewhere classified. XXX Not applicable. (Z) Less than \$500. ... Represents zero.
¹ Group totals may include data for establishments without payroll which could not be classified by detailed kind of business.

Table 105. RETAIL TRADE: 1954—CITIES WITH 500 ESTABLISHMENTS OR MORE—Continued

Establishments, Sales, Payroll, and Personnel, by Kind of Business

| City and kind of business | Establishments | | Sales | | Payroll, entire year (\$1,000) | Payroll, workweek ended nearest Nov. 15 | | Paid employees, workweek ended nearest Nov. 15 | | Proprietors (unincorporated businesses only) ¹ (Number) |
|--|--------------------------------|--------------------------|---|--|-----------------------------------|---|----------------------------|--|---------------------------|---|
| | Total ¹ (Number) | With payroll (Number) | Total, all establishments ¹ (\$1,000) | Establishments with payroll (\$1,000) | | Total (Dollars) | Full workweek (Dollars) | Total (Number) | Full workweek (Number) | |
| PADUCAH | | | | | | | | | | |
| Retail trade, total..... | 584 | 404 | 61,865 | 58,247 | 7,135 | 125,012 | 118,559 | 2,630 | 2,278 | 633 |
| Food stores, total..... | 156 | 60 | 12,886 | 10,548 | 721 | 10,701 | 9,456 | 237 | 172 | 176 |
| Grocery stores..... | 140 | 54 | 12,464 | 10,334 | 687 | 10,106 | 8,888 | 219 | 157 | 159 |
| Meat markets, fish (seafood) markets..... | 7 | 1 | 200 | (D) | (D) | (D) | (D) | (D) | (D) | (D) |
| Fruit stores, vegetable markets..... | 5 | 1 | 70 | (D) | (D) | (D) | (D) | (D) | (D) | (D) |
| Candy, nut, confectionery stores..... | 1 | 1 | (D) | (D) | (D) | (D) | (D) | (D) | (D) | (D) |
| Other food stores..... | 3 | 3 | (D) | (D) | (D) | (D) | (D) | (D) | (D) | (D) |
| Eating, drinking places, total..... | 121 | 91 | 4,620 | 4,458 | 848 | 14,408 | 13,801 | 454 | 402 | 156 |
| Eating places..... | 88 | 66 | 3,381 | 3,121 | 673 | 11,842 | 11,362 | 388 | 349 | 117 |
| Drinking places..... | 31 | 25 | 1,423 | 1,337 | 175 | 2,566 | 2,439 | 66 | 53 | 37 |
| General merchandise group, total..... | 10 | 10 | 8,460 | 8,460 | 1,402 | 25,720 | 23,587 | 551 | 442 | 2 |
| General merchandise group (except variety)..... | 7 | 7 | (D) | (D) | (D) | (D) | (D) | (D) | (D) | (D) |
| Variety stores..... | 3 | 3 | (D) | (D) | (D) | (D) | (D) | (D) | (D) | ... |
| Apparel, accessories stores, total..... | 38 | 38 | 4,379 | 4,379 | 644 | 11,203 | 10,834 | 246 | 218 | 28 |
| Shoe stores..... | 12 | 12 | 885 | 885 | 115 | 1,817 | 1,661 | 43 | 30 | 5 |
| Men's, boys' clothing and furnishings stores..... | 9 | 9 | 951 | 951 | 208 | 4,016 | 3,961 | 70 | 66 | 10 |
| Family clothing stores..... | 3 | 3 | (D) | (D) | (D) | (D) | (D) | (D) | (D) | (D) |
| Women's clothing, specialty stores..... | 12 | 12 | 2,038 | 2,038 | 263 | 4,438 | 4,280 | 112 | 101 | 9 |
| Ready-to-wear stores..... | 10 | 10 | (D) | (D) | (D) | (D) | (D) | (D) | (D) | (D) |
| Other clothing, specialty stores..... | 2 | 2 | (D) | (D) | (D) | (D) | (D) | (D) | (D) | (D) |
| Other apparel stores..... | 2 | 2 | (D) | (D) | (D) | (D) | (D) | (D) | (D) | (D) |
| Furniture, home furnishings, appliance dealers, total..... | 29 | 21 | 2,696 | (D) | 401 | 6,853 | 6,690 | 137 | 129 | 31 |
| Furniture, home furnishings stores, antique stores..... | 10 | 8 | (D) | (D) | (D) | (D) | (D) | (D) | (D) | (D) |
| Household appliance, radio, TV stores..... | 19 | 13 | (D) | 1,332 | (D) | (D) | (D) | (D) | (D) | (D) |
| Automotive group..... | 39 | 35 | 12,540 | 12,370 | 1,265 | 22,159 | 21,953 | 325 | 313 | 34 |
| Gasoline service stations..... | 50 | 44 | 3,928 | 3,694 | 327 | 6,424 | 6,156 | 139 | 126 | 55 |
| Lumber, bldg. mats., hardware, farm equip. dealers, total..... | 21 | 19 | (D) | (D) | (D) | (D) | (D) | (D) | (D) | (D) |
| Farm equipment dealers..... | 2 | 2 | (D) | (D) | (D) | (D) | (D) | (D) | (D) | (D) |
| Lumber, building materials, supplies, equipment dealers..... | 13 | 13 | 2,491 | 2,491 | 324 | 5,711 | 5,556 | 91 | 88 | 12 |
| Hardware stores..... | 6 | 4 | 292 | (D) | (D) | (D) | (D) | (D) | (D) | (D) |
| Drug stores, proprietary stores, total..... | 27 | 25 | (D) | (D) | (D) | (D) | (D) | (D) | (D) | (D) |
| Drug stores..... | (NA) | 21 | (NA) | (D) | 288 | 5,133 | 4,636 | 138 | 109 | (NA) |
| Proprietary stores..... | (NA) | 4 | (NA) | 512 | 52 | 1,005 | 915 | 29 | 23 | (NA) |
| Other retail stores, total..... | 75 | 55 | 5,869 | 5,533 | 737 | 13,404 | 12,806 | 235 | 213 | 82 |
| Liquor stores..... | 14 | 14 | (D) | (D) | (D) | (D) | (D) | (D) | (D) | (D) |
| Fuel, ice dealers..... | 8 | 6 | 776 | (D) | 139 | 2,759 | 2,714 | 37 | 35 | 7 |
| Feed, farm, garden supply stores..... | 5 | 5 | 1,293 | (D) | (D) | (D) | (D) | (D) | (D) | (D) |
| Jewelry stores..... | 9 | 7 | 795 | (D) | 164 | 2,965 | 2,965 | 40 | 40 | 8 |
| Book, stationery stores..... | 1 | 1 | (D) | (D) | (D) | (D) | (D) | (D) | (D) | (D) |
| Other retail stores (except second-hand)..... | 22 | 20 | 1,170 | (D) | 161 | 3,355 | 3,286 | 64 | 61 | 26 |
| Second-hand stores..... | 10 | 4 | 222 | 152 | 17 | 254 | 254 | 5 | 5 | 10 |
| Nonstore retailers..... | 18 | 8 | (D) | 450 | 60 | 882 | 874 | 19 | 18 | 18 |

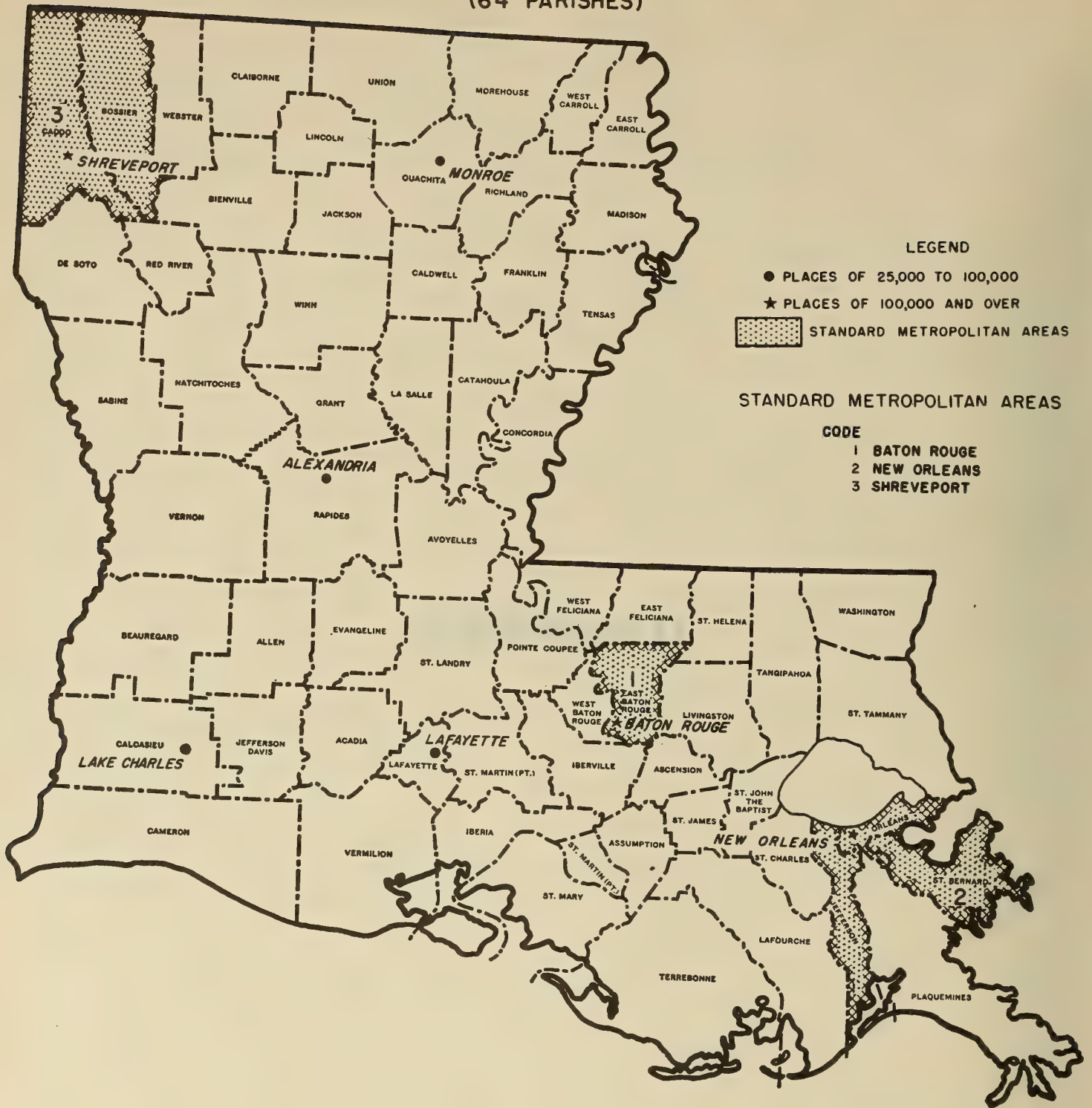
Standard Notes: (D) Withheld to avoid disclosure. (NA) Not available. n.e.c. Not elsewhere classified. XXX Not applicable. (Z) Less than \$500. ... Represents zero.
¹ Group totals may include data for establishments without payroll which could not be classified by detailed kind of business.



A very faint, light-colored map of the state of Louisiana is visible in the background of the page. The map shows the state's outline and some internal geographical features, but it is too light to read any details.

LOUISIANA

LOUISIANA (64 PARISHES)



CONTENTS

| <u>Table</u> | <u>Page</u> |
|---|-------------|
| 101. Retail Trade: 1954 - The State..... | 18-4 |
| 101A. Retail Trade: 1954 and 1948 - The State..... | 18-5 |
| 102. Retail Trade: 1954 - Parishes; Cities of 2,500 Inhabitants or More..... | 18-6 |
| 102A. Retail Trade: 1948 - Parishes; Cities of 2,500 Inhabitants or More..... | 18-12 |
| 103. Retail Trade: 1954 - Standard Metropolitan Areas..... | 18-13 |
| 103A. Retail Trade: 1948 - Standard Metropolitan Areas..... | 18-17 |
| 104. Retail Trade: 1954 - Parishes with 500 Establishments or More..... | 18-18 |
| 105. Retail Trade: 1954 - Cities with 500 Establishments or More..... | 18-25 |

List of corrections for this State
appears at end of chapter.

RETAIL TRADE—AREA STATISTICS

Table 101. RETAIL TRADE: 1954 — THE STATE
Establishments, Sales, Payroll, and Personnel, by Kind of Business

| Kind of business | Establishments | | Sales | | Payroll, entire year (\$1,000) | Payroll, workweek ended nearest Nov. 15 | | Paid employees, workweek ended nearest Nov. 15 | | Proprietors (unincorporated businesses only) ¹ (Number) |
|--|--------------------|--------------|--|-----------------------------|-----------------------------------|---|---------------|--|---------------|---|
| | Total ¹ | With payroll | Total, all establishments ¹ | Establishments with payroll | | Total | Full workweek | Total | Full workweek | |
| | (Number) | (Number) | (\$1,000) | (\$1,000) | | (Dollars) | (Dollars) | (Number) | (Number) | |
| Retail trade, total | 26,845 | 15,759 | 2,339,289 | 2,126,049 | 238,022 | 4,748,138 | 4,468,202 | 107,833 | 95,426 | 26,972 |
| Food Stores | | | | | | | | | | |
| Total | 7,990 | 2,818 | 495,688 | 389,742 | 24,313 | 476,012 | 448,517 | 12,275 | 10,579 | 8,501 |
| Grocery stores..... | 6,981 | 2,371 | 456,842 | 360,024 | 21,110 | 412,685 | 387,758 | 10,736 | 9,184 | 7,474 |
| Meat markets..... | 303 | 151 | 181,073 | 144,233 | 1,072 | 20,076 | 19,582 | 419 | 396 | 323 |
| Fish (seafood) markets..... | 165 | 53 | 4,828 | 3,234 | 221 | 4,508 | 4,109 | 133 | 97 | 184 |
| Fruit stores, vegetable markets..... | 109 | 25 | 1,997 | (D) | 54 | 1,043 | 1,012 | 30 | 29 | 118 |
| Candy, nut, confectionery stores..... | 122 | 40 | 2,346 | 1,518 | 251 | 4,956 | 4,608 | 141 | 122 | 125 |
| Bakery products stores..... | 152 | 104 | 5,954 | 5,242 | 1,183 | 24,122 | 22,990 | 630 | 581 | 152 |
| Bakeries, with baking on premises..... | (NA) | 97 | (NA) | 4,891 | 1,106 | 22,125 | 21,008 | 583 | 536 | (NA) |
| Bakeries, without baking on premises..... | (NA) | 7 | (NA) | 351 | 77 | 1,997 | 1,982 | 47 | 45 | (NA) |
| Delicatessen stores..... | 12 | 10 | 565 | (D) | 38 | 745 | 715 | 20 | 18 | 12 |
| Food stores, n.e.c..... | 124 | 64 | 4,685 | 3,863 | 384 | 7,877 | 7,737 | 166 | 152 | 123 |
| Eating, Drinking Places | | | | | | | | | | |
| Total | 5,000 | 3,288 | 174,465 | 149,395 | 25,284 | 524,014 | 502,370 | 18,371 | 16,871 | 5,509 |
| Eating places (except refreshment stands)..... | 2,182 | 1,594 | 94,280 | 86,948 | 17,391 | 367,857 | 353,824 | 13,526 | 12,507 | 2,373 |
| Restaurants, cafeterias..... | (NA) | 1,577 | (NA) | 84,671 | 16,739 | 355,382 | 341,460 | 13,168 | 12,169 | (NA) |
| Caterers..... | (NA) | 6 | (NA) | 1,082 | 244 | 4,269 | 4,190 | 140 | 122 | (NA) |
| In-plant food contractors..... | (NA) | 11 | (NA) | 1,195 | 408 | 8,206 | 8,174 | 218 | 216 | (NA) |
| Refreshment stands..... | 303 | 203 | 6,366 | 5,548 | 872 | 16,805 | 15,024 | 604 | 487 | 320 |
| Drinking places..... | 2,491 | 1,491 | 72,869 | 56,899 | 7,021 | 139,352 | 133,522 | 4,241 | 3,877 | 2,788 |
| General Merchandise Group | | | | | | | | | | |
| Total | 1,637 | 1,109 | 295,628 | 283,936 | 39,060 | 799,314 | 662,969 | 20,611 | 15,483 | 1,491 |
| Department stores..... | 34 | 34 | 145,656 | 145,656 | 23,551 | 496,289 | 381,849 | 11,027 | 7,893 | 3 |
| Dry goods, general merchandise stores..... | 877 | 527 | 71,524 | 64,396 | 6,944 | 135,790 | 128,840 | 3,708 | 3,102 | 851 |
| General stores..... | 466 | 340 | 33,069 | 29,509 | 2,129 | 39,587 | 37,612 | 1,108 | 976 | 486 |
| Variety stores..... | 218 | 208 | 45,041 | 44,375 | 6,436 | 127,648 | 114,668 | 4,768 | 3,512 | 139 |
| Apparel, Accessories Stores | | | | | | | | | | |
| Total | 1,505 | 1,247 | 159,321 | 154,705 | 19,772 | 387,827 | 366,936 | 9,285 | 7,815 | 1,251 |
| Shoe stores..... | 298 | 254 | 28,211 | 27,259 | 3,696 | 66,896 | 62,559 | 1,421 | 1,080 | 205 |
| Men's shoe stores..... | (NA) | 39 | (NA) | 3,478 | 421 | 7,649 | 7,441 | 120 | 103 | (NA) |
| Women's shoe stores..... | (NA) | 60 | (NA) | 10,456 | 1,379 | 24,375 | 22,280 | 539 | 357 | (NA) |
| Children's, juveniles' shoe stores..... | (NA) | 14 | (NA) | 756 | 94 | 1,924 | 1,817 | 46 | 40 | (NA) |
| Family shoe stores..... | (NA) | 141 | (NA) | 12,569 | 1,802 | 32,948 | 31,021 | 717 | 580 | (NA) |
| Men's, boys' clothing and furnishings stores..... | (NA) | 192 | (NA) | 23,149 | 2,970 | 53,492 | 51,636 | 1,050 | 961 | (NA) |
| Men's, boys' clothing stores..... | (NA) | 137 | (NA) | 18,206 | 2,424 | 44,226 | 42,488 | 846 | 766 | (NA) |
| Men's, boys' furnishings stores..... | (NA) | 55 | (NA) | 4,943 | 546 | 9,266 | 9,148 | 204 | 195 | (NA) |
| Family clothing stores..... | (NA) | 286 | (NA) | 42,870 | 6,065 | 120,516 | 113,847 | 2,957 | 2,472 | (NA) |
| Women's clothing, specialty stores..... | 501 | 419 | 56,920 | 55,532 | 6,367 | 131,923 | 124,859 | 3,407 | 2,915 | 367 |
| Ready-to-wear stores..... | (NA) | 330 | (NA) | 49,592 | 5,602 | 116,424 | 109,831 | 3,031 | 2,572 | (NA) |
| Millinery stores..... | (NA) | 48 | (NA) | 2,847 | 472 | 9,879 | 9,503 | 222 | 198 | (NA) |
| Clothing, specialty stores, n.e.c..... | (NA) | 41 | (NA) | 3,093 | 293 | 5,625 | 5,525 | 154 | 145 | (NA) |
| Children's, infants' wear stores..... | 91 | 69 | 5,163 | 4,767 | 433 | 9,867 | 9,047 | 344 | 287 | 107 |
| Apparel stores, n.e.c..... | 47 | 27 | 1,392 | 1,128 | 241 | 5,133 | 4,990 | 106 | 100 | 45 |
| Furniture, Home Furnishings, Appliance Dealers | | | | | | | | | | |
| Total | 1,205 | 923 | 125,782 | 119,988 | 16,633 | 322,719 | 317,206 | 5,895 | 5,662 | 1,124 |
| Furniture, home furnishings stores..... | 712 | 586 | 87,753 | 85,051 | 12,099 | 233,280 | 229,656 | 4,234 | 4,064 | 654 |
| Furniture stores..... | (NA) | 463 | (NA) | 76,491 | 10,715 | 205,897 | 203,474 | 3,714 | 3,585 | (NA) |
| Floor covering stores..... | (NA) | 28 | (NA) | 2,154 | 320 | 6,182 | 6,050 | 109 | 105 | (NA) |
| Home furnishings stores, n.e.c., antique stores..... | (NA) | 95 | (NA) | 6,406 | 1,064 | 21,201 | 20,132 | 411 | 374 | (NA) |
| Household appliance, radio, TV stores..... | 483 | 337 | 37,883 | 34,937 | 4,534 | 89,439 | 87,550 | 1,661 | 1,598 | 458 |
| Household appliance stores..... | (NA) | 165 | (NA) | 16,153 | 2,378 | 47,529 | 46,311 | 866 | 855 | (NA) |
| Appliance, radio, TV stores..... | (NA) | 120 | (NA) | 14,512 | 1,557 | 31,429 | 30,709 | 583 | 559 | (NA) |
| Radio, TV stores..... | (NA) | 52 | (NA) | 4,272 | 599 | 10,481 | 10,410 | 192 | 184 | (NA) |
| Automotive Group | | | | | | | | | | |
| Total | 1,141 | 961 | 440,457 | 433,571 | 40,206 | 746,086 | 740,719 | 11,412 | 11,207 | 1,037 |
| Passenger car dealers (franchised)..... | 529 | 511 | 365,097 | 363,723 | 34,310 | 632,867 | 630,291 | 9,407 | 9,333 | 449 |
| Passenger car dealers (nonfranchised)..... | 246 | 152 | 35,147 | 31,295 | 1,235 | 25,298 | 24,981 | 458 | 444 | 290 |
| Tire, battery, accessory dealers..... | 298 | 244 | 31,412 | 30,352 | 3,860 | 71,758 | 69,725 | 1,323 | 1,221 | 234 |
| Motorcycle, aircraft, boat dealers..... | 46 | 38 | 5,769 | 5,271 | 664 | 13,586 | 13,227 | 189 | 175 | 38 |
| Household trailer dealers..... | 16 | 14 | (D) | (D) | (D) | (D) | (D) | (D) | (D) | (D) |
| Automotive dealers, n.e.c..... | 2 | 2 | (D) | (D) | (D) | (D) | (D) | (D) | (D) | (D) |
| Gasoline Service Stations | | | | | | | | | | |
| Total | 2,544 | 1,876 | 161,923 | 146,413 | 14,005 | 292,440 | 281,746 | 6,917 | 6,369 | 2,531 |
| Lumber, Bldg. Mats., Hardware, Farm Equipment Dealers | | | | | | | | | | |
| Total | 1,254 | 1,006 | 188,764 | 183,330 | 23,223 | 453,210 | 435,687 | 7,818 | 7,369 | 1,105 |
| Farm equipment dealers..... | 179 | 167 | 33,402 | 33,138 | 3,955 | 76,411 | 75,207 | 1,320 | 1,291 | 139 |
| Lumber, building materials dealers..... | 510 | 438 | 114,485 | 112,645 | 14,746 | 295,209 | 280,716 | 4,930 | 4,594 | 413 |
| Paint, glass, wallpaper stores..... | 63 | 53 | 5,741 | 5,491 | 849 | 15,359 | 15,326 | 247 | 244 | 40 |
| Plumbing, electrical supply stores..... | 52 | 42 | 4,669 | 4,503 | 694 | 11,830 | 11,645 | 190 | 184 | 46 |
| Hardware stores..... | 450 | 306 | 30,467 | 27,553 | 2,979 | 54,401 | 52,793 | 1,131 | 1,056 | 467 |
| Drug Stores, Proprietary Stores | | | | | | | | | | |
| Total | 937 | 821 | 80,267 | 77,591 | 10,232 | 203,567 | 193,978 | 5,419 | 4,919 | 867 |
| Drug stores..... | (NA) | 788 | (NA) | (NA) | 10,146 | 202,264 | 192,737 | 5,366 | 4,875 | (NA) |
| Proprietary stores..... | (NA) | 33 | (NA) | (D) | 86 | 1,303 | 1,241 | 50 | 44 | (NA) |
| Other Retail Stores | | | | | | | | | | |
| Total | 2,681 | 1,513 | 158,149 | 139,359 | 16,761 | 325,700 | 316,738 | 6,364 | 5,959 | 2,592 |
| Liquor stores..... | 499 | 261 | 25,239 | 19,937 | 1,227 | 23,727 | 23,030 | 589 | 549 | 478 |
| Fuel, ice dealers..... | 210 | 110 | 18,530 | 17,652 | 3,015 | 57,160 | 56,967 | 1,003 | 988 | 154 |
| Fuel dealers (coal, wood)..... | (NA) | 6 | (NA) | 414 | 41 | 953 | 942 | 24 | 22 | (NA) |
| Liquefied petroleum gas dealers..... | (NA) | 70 | (NA) | 14,642 | 2,547 | 48,367 | 48,358 | 807 | 806 | (NA) |
| Fuel oil dealers..... | (NA) | 11 | (NA) | 1,215 | 81 | 1,507 | 1,462 | 39 | 37 | (NA) |
| Ice dealers..... | (NA) | 23 | (NA) | 1,381 | 346 | 6,333 | 6,205 | 133 | 123 | (NA) |
| Hay, grain, feed stores..... | 154 | 126 | 25,888 | 24,680 | 1,359 | 25,806 | 25,025 | 547 | 502 | 137 |
| Farm, garden supply stores..... | 124 | 94 | 13,118 | 12,656 | 929 | 18,435 | 17,993 | 359 | 333 | 119 |

Standard Notes: (D) Withheld to avoid disclosure. (NA) Not available. n.e.c. Not elsewhere classified. XXX Not applicable. (Z) Less than \$500. ... Represents zero.
¹ Group totals may include data for establishments without payroll which could not be classified by detailed kind of business.

Table 101. RETAIL TRADE: 1954 — THE STATE — Continued
Establishments, Sales, Payroll, and Personnel, by Kind of Business

| Kind of business | Establishments | | Sales | | Payroll, entire year (\$1,000) | Payroll, workweek ended nearest Nov. 15 | | Paid employees, workweek ended nearest Nov. 15 | | Proprietors (unincorporated businesses only) ¹ (Number) |
|--|--------------------------------|--------------------------|---|--|-----------------------------------|---|----------------------------|--|---------------------------|---|
| | Total ¹ (Number) | With payroll (Number) | Total, all establishments ¹ (\$1,000) | Establishments with payroll (\$1,000) | | Total (Dollars) | Full workweek (Dollars) | Total (Number) | Full workweek (Number) | |
| Other Retail Stores—Con. | | | | | | | | | | |
| Jewelry stores..... | 306 | 212 | 22,304 | 21,044 | 3,672 | 70,876 | 68,321 | 1,282 | 1,200 | 284 |
| Book stores..... | 29 | 25 | 2,027 | 1,975 | 287 | 3,720 | 3,517 | 80 | 71 | 20 |
| Stationery stores..... | 48 | 30 | 3,837 | 3,477 | 601 | 12,594 | 12,287 | 223 | 215 | 40 |
| Sporting goods stores..... | 90 | 56 | 4,789 | 4,159 | 467 | 9,049 | 8,941 | 174 | 166 | 81 |
| Bicycle stores..... | 20 | 10 | 461 | (D) | 39 | 809 | 683 | 22 | 18 | 25 |
| Florists..... | 248 | 150 | 7,513 | 6,273 | 948 | 19,376 | 18,173 | 462 | 396 | 270 |
| Cigar stores, stands..... | 33 | 29 | 1,779 | 1,705 | 159 | 2,722 | 2,576 | 65 | 59 | 15 |
| News dealers, newsstands..... | 66 | 28 | 1,970 | 1,048 | 121 | 1,492 | 1,353 | 63 | 52 | 75 |
| Gift, novelty, souvenir stores..... | 112 | 54 | 1,887 | 1,301 | 156 | 3,917 | 3,695 | 112 | 103 | 115 |
| Music stores..... | 73 | 49 | 5,415 | 5,065 | 806 | 17,456 | 17,191 | 280 | 271 | 70 |
| Camera, photographic supply stores..... | 16 | 16 | 1,634 | 1,534 | 241 | 6,346 | 6,339 | 98 | 96 | 13 |
| Luggage, leather goods stores..... | 11 | 9 | 716 | (D) | 91 | 1,770 | 1,676 | 43 | 40 | 7 |
| Optical goods stores..... | 32 | 22 | 1,420 | 1,284 | 359 | 5,832 | 5,832 | 83 | 83 | 30 |
| Office, store machine and equipment dealers..... | 39 | 25 | 2,470 | 2,264 | 511 | 9,095 | 9,054 | 155 | 151 | 48 |
| Retail selling (except second-hand) n.e.c..... | 107 | 107 | 5,242 | 5,242 | 792 | 15,805 | 15,061 | 336 | 301 | 91 |
| Second-hand stores..... | 158 | 100 | 7,674 | 6,956 | 981 | 19,713 | 19,024 | 393 | 365 | 168 |
| Nonstore Retailers | | | | | | | | | | |
| Mail order houses..... | 951 | 197 | 58,845 | 48,019 | 8,533 | 217,249 | 201,334 | 3,466 | 3,193 | 966 |
| Direct selling (house-to-house) organizations..... | 7 | 5 | 622 | (D) | 40 | 1,048 | 859 | 22 | 16 | 5 |
| Merchandise vending machine operators..... | 859 | 149 | 44,379 | 34,567 | 7,601 | 192,704 | 177,053 | 3,073 | 2,813 | 870 |
| | 85 | 43 | 13,844 | (D) | 892 | 23,497 | 23,422 | 371 | 364 | 91 |

Standard Notes: (D) Withheld to avoid disclosure. (NA) Not available. n.e.c. Not elsewhere classified. XXX Not applicable. (Z) Less than \$500. ... Represents zero.
¹ Group totals may include data for establishments without payroll which could not be classified by detailed kind of business.

Table 101A. RETAIL TRADE: 1954 AND 1948¹ — THE STATE
Establishments and Sales by Kind of Business

| Kind of business | 1954 | | | | 1948 ¹ | | | |
|---|--------------------------------|--------------------------|---|--|-------------------|--------------------------|--|--|
| | Establishments | | Sales | | Establishments | | Sales | |
| | Total ² (Number) | With payroll (Number) | Total, all establishments ² (\$1,000) | Establishments with payroll (\$1,000) | Total (Number) | With payroll (Number) | Total, all establishments (\$1,000) | Establishments with payroll (\$1,000) |
| Retail trade, total | 26,845 | 15,759 | 2,339,289 | 2,126,049 | 26,980 | 16,214 | 1,673,070 | 1,509,112 |
| Food stores, total | 7,990 | 2,818 | 495,688 | 389,742 | 10,031 | 3,586 | 360,961 | 264,833 |
| Grocery stores..... | 6,981 | 2,371 | 456,842 | 360,024 | 8,932 | 3,003 | 327,301 | 237,338 |
| Other food stores..... | 987 | 447 | 38,448 | 29,718 | 1,099 | 583 | 33,660 | 27,495 |
| Eating, drinking places, total | 5,000 | 3,288 | 174,465 | 149,395 | 5,364 | 3,717 | 139,774 | 123,727 |
| Eating places..... | 2,485 | 1,797 | 101,246 | 92,496 | 2,375 | 1,892 | 71,438 | 68,861 |
| Drinking places..... | 2,491 | 1,491 | 72,869 | 56,899 | 2,989 | 1,825 | 68,336 | 54,866 |
| General merchandise group | 1,637 | 1,109 | 295,628 | 283,936 | 1,743 | 1,145 | 256,199 | 245,614 |
| Apparel, accessories stores, total | 1,505 | 1,247 | 159,321 | 154,705 | 1,187 | 975 | 129,910 | 126,544 |
| Shoe stores..... | 298 | 254 | 28,211 | 27,259 | 167 | 194 | 18,850 | 18,445 |
| Other apparel stores..... | (NA) | 993 | (NA) | 127,446 | 993 | 808 | 111,060 | 108,099 |
| Furniture, home furnishings, appliance dealers | 1,205 | 923 | 125,782 | 119,988 | 1,056 | 866 | 91,527 | 88,341 |
| Automotive group | 1,141 | 961 | 440,457 | 433,571 | 1,126 | 972 | 276,819 | 268,444 |
| Gasoline service stations | 2,544 | 1,876 | 161,923 | 146,413 | 2,239 | 1,632 | 79,364 | 70,481 |
| Lumber, bldg. matls., hardware, farm equip. dealers, total | 1,254 | 1,006 | 188,764 | 183,330 | 1,165 | 976 | 148,305 | 143,996 |
| Farm equipment dealers..... | 179 | 167 | 33,402 | 33,138 | 131 | 128 | 23,584 | 23,479 |
| Lumber, bldg. matls., supplies, equipment, hardware dealers..... | 1,075 | 839 | 155,362 | 150,192 | 1,034 | 848 | 124,721 | 120,517 |
| Drug stores, proprietary stores, total | 937 | 821 | 80,267 | 77,591 | 885 | 768 | 59,166 | 57,084 |
| Drug stores..... | (NA) | 788 | (NA) | (D) | 741 | 655 | 53,751 | 52,102 |
| Proprietary stores..... | (NA) | 33 | (NA) | (D) | 144 | 113 | 5,415 | 4,982 |
| Other retail stores, total | 2,681 | 1,513 | 158,149 | 139,359 | 2,134 | 1,538 | 122,507 | 112,403 |
| Liquor stores..... | 499 | 261 | 25,239 | 19,937 | 623 | 387 | 24,839 | 19,122 |
| Fuel, ice dealers..... | 210 | 110 | 18,530 | 17,652 | 124 | 82 | 15,065 | 14,001 |
| Feed, farm, garden supply stores..... | 278 | 220 | 39,006 | 37,336 | 234 | 191 | 25,942 | 24,997 |
| Jewelry stores..... | 306 | 212 | 22,304 | 21,044 | 258 | 188 | 18,492 | 17,823 |
| Other retail stores..... | 1,082 | 710 | 48,834 | 43,390 | 895 | 690 | 38,169 | 36,460 |
| Nonstore retailers | 951 | 197 | 58,845 | 48,019 | 50 | 39 | 8,538 | 7,645 |

Standard Notes: (D) Withheld to avoid disclosure. (NA) Not available. ... Represents zero.
¹ Data in this table differ from those which appeared in the publications of the 1948 Census of Retail Trade. For a description of the adjustments see Comparison of 1948 and 1954 Censuses in the Introduction.
² Group totals may include data for establishments without payroll which could not be classified by detailed kind of business.

RETAIL TRADE — AREA STATISTICS

Table 102. RETAIL TRADE: 1954 — PARISHES;
Total Retail — Establishments, Sales, Payroll, and Personnel;

| Line No. | Parish and city | Total | | | | | | | Kind-of-business group | | | | |
|----------|------------------------------|----------------|-----------------------|-------------------------------------|---------------------------------------|--------------------------------|--|------------------------|---|-------------------------|-----------------|-------------------------|-----------------|
| | | Establishments | | Sales | | Payroll, entire year (\$1,000) | Paid employees, workweek ended nearest Nov. 15 | | Proprietors (unincorporated businesses only) (Number) | Food stores | | Eating, drinking places | |
| | | Total (Number) | With payroll (Number) | Total, all establishments (\$1,000) | Establishments with payroll (\$1,000) | | Total (Number) | Full workweek (Number) | | Establishments (Number) | Sales (\$1,000) | Establishments (Number) | Sales (\$1,000) |
| 1 | Louisiana, total..... | 26,845 | 15,759 | 2,339,289 | 2,126,049 | 238,022 | 107,833 | 95,426 | 26,972 | 7,990 | 495,688 | 5,000 | 174,465 |
| 2 | Acadia Parish..... | 469 | 275 | 34,444 | 30,876 | 3,313 | 1,575 | 1,462 | 447 | 140 | 6,030 | 98 | 2,724 |
| 3 | Church Point..... | 64 | 22 | 3,952 | 3,164 | 229 | 126 | 118 | 62 | 21 | 475 | 9 | 96 |
| 4 | Crowley..... | 190 | 128 | 18,019 | 16,703 | 1,816 | 817 | 758 | 172 | 44 | 3,281 | 39 | 1,143 |
| 5 | Rayne..... | 116 | 70 | 8,004 | 7,304 | 941 | 479 | 448 | 110 | 38 | 1,445 | 27 | 600 |
| 6 | Remainder of Parish..... | 99 | 55 | 4,469 | 3,705 | 327 | 153 | 138 | 103 | 37 | 829 | 23 | 885 |
| 7 | Allen Parish..... | 185 | 119 | 12,529 | 11,685 | 907 | 486 | 438 | 171 | 40 | 1,853 | 44 | 695 |
| 8 | Oakdale..... | 86 | 58 | 5,937 | 5,651 | 510 | 271 | 243 | 85 | 26 | 1,353 | 16 | 301 |
| 9 | Remainder of Parish..... | 99 | 61 | 6,592 | 6,034 | 397 | 215 | 195 | 86 | 14 | 500 | 28 | 394 |
| 10 | Ascension Parish..... | 281 | 137 | 15,669 | 12,723 | 1,251 | 655 | 608 | 288 | 96 | 3,409 | 46 | 1,181 |
| 11 | Donaldsonville..... | 114 | 66 | 8,179 | 7,371 | 792 | 382 | 359 | 118 | 28 | 1,261 | 16 | 466 |
| 12 | Remainder of Parish..... | 167 | 71 | 7,490 | 5,352 | 459 | 273 | 249 | 170 | 68 | 2,148 | 30 | 715 |
| 13 | Assumption Parish..... | 117 | 65 | 7,202 | 6,460 | 464 | 220 | 209 | 117 | 34 | 1,221 | 25 | 551 |
| 14 | Avoyelles Parish..... | 389 | 161 | 18,835 | 15,011 | 1,317 | 628 | 566 | 395 | 141 | 3,534 | 62 | 1,074 |
| 15 | Bunkie..... | 103 | 59 | 7,651 | 6,815 | 685 | 314 | 281 | 98 | 34 | 1,245 | 15 | 307 |
| 16 | Marksville..... | 95 | 51 | 5,813 | 4,971 | 387 | 192 | 173 | 94 | 23 | 836 | 16 | 298 |
| 17 | Remainder of Parish..... | 191 | 51 | 5,371 | 3,225 | 245 | 122 | 112 | 203 | 84 | 1,453 | 31 | 469 |
| 18 | Beauregard Parish..... | 192 | 106 | 12,143 | 10,917 | 1,107 | 513 | 451 | 205 | 64 | 3,223 | 15 | 299 |
| 19 | De Ridder..... | 138 | 88 | 9,973 | 9,261 | 994 | 444 | 397 | 142 | 40 | 1,944 | 13 | (D) |
| 20 | Remainder of Parish..... | 54 | 18 | 2,170 | 1,656 | 113 | 69 | 54 | 63 | 24 | 1,279 | 2 | (D) |
| 21 | Bienville Parish..... | 191 | 107 | 8,449 | 6,981 | 552 | 294 | 251 | 202 | 40 | 2,259 | 15 | 303 |
| 22 | Bossier Parish..... | 318 | 204 | 28,378 | 25,550 | 2,328 | 1,036 | 954 | 329 | 97 | 8,603 | 68 | 2,541 |
| 23 | Bossier City..... | 180 | 128 | 19,518 | 18,300 | 1,763 | 753 | 709 | 182 | 46 | 5,780 | 41 | 1,797 |
| 24 | Remainder of Parish..... | 138 | 76 | 8,860 | 7,250 | 565 | 283 | 245 | 147 | 51 | 2,823 | 27 | 744 |
| 25 | Caddo Parish..... | 1,864 | 1,284 | 217,992 | 207,122 | 24,533 | 10,386 | 9,371 | 1,790 | 468 | 49,471 | 287 | 12,699 |
| 26 | Shreveport..... | 1,614 | 1,130 | 203,719 | 195,107 | 23,438 | 9,829 | 8,887 | 1,533 | 372 | 44,638 | 247 | 11,776 |
| 27 | Remainder of Parish..... | 250 | 154 | 14,273 | 12,015 | 1,095 | 557 | 484 | 257 | 96 | 4,833 | 40 | 923 |
| 28 | Calcasieu Parish..... | 1,037 | 685 | 104,644 | 98,000 | 11,203 | 4,707 | 4,206 | 992 | 273 | 20,619 | 198 | 7,573 |
| 29 | De Quincy..... | 94 | 58 | 4,281 | 3,817 | 381 | 182 | 161 | 93 | 21 | 788 | 15 | 266 |
| 30 | Lake Charles..... | 599 | 403 | 78,671 | 74,649 | 9,005 | 3,692 | 3,286 | 559 | 149 | 13,632 | 111 | 4,636 |
| 31 | Sulphur..... | 136 | 72 | 9,058 | 7,902 | 685 | 281 | 268 | 131 | 36 | 2,360 | 26 | 512 |
| 32 | Vinton..... | 43 | 29 | 2,565 | 2,231 | 182 | 76 | 70 | 43 | 18 | 761 | 2 | (D) |
| 33 | Remainder of Parish..... | 165 | 123 | 10,069 | 9,401 | 950 | 476 | 421 | 166 | 49 | 3,058 | 44 | (D) |
| 34 | Caldwell Parish..... | 93 | 47 | 4,720 | 3,838 | 358 | 167 | 145 | 91 | 34 | 1,017 | 13 | 275 |
| 35 | Cameron Parish..... | 82 | 28 | 3,256 | 2,296 | 212 | 95 | 83 | 83 | 28 | 1,193 | 26 | 368 |
| 36 | Catahoula Parish..... | 108 | 56 | 7,181 | 6,143 | 529 | 224 | 213 | 109 | 44 | 2,953 | 17 | 427 |
| 37 | Claiborne Parish..... | 209 | 117 | 14,860 | 13,146 | 1,143 | 501 | 454 | 226 | 65 | 3,639 | 12 | 210 |
| 38 | Haynesville..... | 78 | 42 | 5,464 | 4,883 | 402 | 181 | 176 | 87 | 26 | 1,571 | 1 | (D) |
| 39 | Homer..... | 99 | 67 | 8,486 | 7,866 | 725 | 309 | 268 | 108 | 25 | 1,800 | 10 | (D) |
| 40 | Remainder of Parish..... | 32 | 8 | 827 | 397 | 16 | 11 | 10 | 31 | 14 | 268 | 1 | (D) |
| 41 | Concordia Parish..... | 119 | 85 | 9,323 | 8,639 | 752 | 437 | 401 | 121 | 35 | 1,883 | 17 | 713 |
| 42 | Ferriday..... | 78 | 52 | 7,214 | 6,718 | 599 | 322 | 298 | 78 | 24 | 1,397 | 10 | 440 |
| 43 | Remainder of Parish..... | 41 | 33 | 2,109 | 1,921 | 153 | 115 | 103 | 43 | 11 | 486 | 7 | 273 |
| 44 | De Soto Parish..... | 198 | 104 | 14,333 | 11,641 | 1,030 | 468 | 388 | 201 | 66 | 3,193 | 7 | 197 |
| 45 | Mansfield..... | 124 | 66 | 9,780 | 7,844 | 680 | 331 | 270 | 124 | 40 | 2,570 | 5 | (D) |
| 46 | Remainder of Parish..... | 74 | 38 | 4,553 | 3,797 | 350 | 137 | 118 | 77 | 26 | 623 | 2 | (D) |
| 47 | East Baton Rouge Parish..... | 1,455 | 1,061 | 197,760 | 188,710 | 21,735 | 10,182 | 9,280 | 1,360 | 347 | 38,780 | 241 | 12,064 |
| 48 | Baton Rouge..... | 1,341 | 987 | 190,372 | 182,030 | 21,029 | 9,821 | 8,937 | 1,241 | 309 | 37,047 | 222 | 11,444 |
| 49 | Remainder of Parish..... | 114 | 74 | 7,388 | 6,680 | 706 | 361 | 343 | 119 | 38 | 1,733 | 19 | 620 |
| 50 | East Carroll Parish..... | 100 | 68 | 7,109 | 6,443 | 541 | 322 | 248 | 95 | 33 | 1,947 | 20 | 530 |
| 51 | Lake Providence..... | 89 | 57 | 6,527 | 5,861 | 498 | 282 | 219 | 85 | 28 | 1,634 | 16 | (D) |
| 52 | Remainder of Parish..... | 11 | 11 | 582 | 582 | 43 | 40 | 29 | 10 | 5 | 313 | 4 | (D) |
| 53 | East Feliciana Parish..... | 109 | 57 | 5,040 | 4,000 | 295 | 151 | 139 | 118 | 42 | 1,166 | 13 | 338 |
| 54 | Jackson..... | 25 | 13 | 1,773 | 1,547 | 126 | 56 | 53 | 28 | 6 | 388 | 7 | 139 |
| 55 | Remainder of Parish..... | 84 | 44 | 3,267 | 2,453 | 169 | 95 | 86 | 90 | 36 | 778 | 6 | 199 |
| 56 | Evangeline Parish..... | 312 | 118 | 13,122 | 10,000 | 884 | 448 | 389 | 345 | 91 | 2,105 | 53 | 799 |
| 57 | Ville Platte..... | 179 | 71 | 9,099 | 7,425 | 662 | 317 | 282 | 196 | 60 | 1,413 | 25 | 324 |
| 58 | Remainder of Parish..... | 133 | 47 | 4,023 | 2,575 | 222 | 131 | 107 | 149 | 31 | 692 | 28 | 475 |
| 59 | Franklin Parish..... | 166 | 100 | 12,116 | 10,864 | 1,176 | 567 | 432 | 150 | 58 | 2,231 | 3 | 118 |
| 60 | Winnaboro..... | 86 | 52 | 7,980 | 7,414 | 860 | 354 | 313 | 77 | 29 | 1,000 | 1 | (D) |
| 61 | Remainder of Parish..... | 80 | 48 | 4,136 | 3,450 | 316 | 213 | 119 | 73 | 29 | 1,231 | 2 | (D) |
| 62 | Grant Parish..... | 110 | 48 | 4,773 | 3,269 | 305 | 141 | 123 | 116 | 56 | 1,468 | 6 | 209 |
| 63 | Iberia Parish..... | 535 | 303 | 36,531 | 31,537 | 3,296 | 1,609 | 1,493 | 554 | 186 | 7,653 | 88 | 2,384 |
| 64 | Jeanerette..... | 111 | 65 | 5,952 | 5,222 | 431 | 230 | 203 | 123 | 37 | 1,033 | 19 | 390 |
| 65 | New Iberia..... | 356 | 202 | 27,701 | 24,215 | 2,689 | 1,270 | 1,190 | 360 | 118 | 5,581 | 56 | 1,660 |
| 66 | Remainder of Parish..... | 68 | 36 | 2,878 | 2,100 | 176 | 109 | 100 | 71 | 31 | 1,039 | 13 | 334 |
| 67 | Iberville Parish..... | 268 | 130 | 13,849 | 11,465 | 940 | 470 | 433 | 254 | 98 | 3,724 | 52 | 1,058 |
| 68 | Plaquemine..... | 134 | 70 | 7,038 | 5,908 | 488 | 258 | 234 | 125 | 51 | 1,890 | 27 | 635 |
| 69 | Remainder of Parish..... | 134 | 60 | 6,811 | 5,557 | 452 | 212 | 199 | 129 | 47 | 1,834 | 25 | 423 |

Standard Notes: (D) Withheld to avoid disclosure. (NA) Not available. XXX Not applicable. (Z) Less than \$500. ... Represents zero.

CITIES OF 2,500 INHABITANTS OR MORE

Kind-of-Business Group — Establishments and Sales

| Kind-of-business group—Continued | | | | | | | | | | | | | | | | | | Line No. | |
|----------------------------------|-----------------|-----------------------------|-----------------|--|-----------------|-----------------------|-----------------|---------------------------|-----------------|--|-----------------|---------------------------------|-----------------|--------------------------|-----------------|--------------------------|-----------------|----------|----|
| General merchandise group | | Apparel, accessories stores | | Furniture, home furnishings, appliance dealers | | Automotive group | | Gasoline service stations | | Lumber, bldg. matls., hardware, farm equipment dealers | | Drug stores, proprietary stores | | Other retail stores | | Nonstore retailers | | | |
| Estab-lishments (Number) | Sales (\$1,000) | Estab-lishments (Number) | Sales (\$1,000) | Estab-lishments (Number) | Sales (\$1,000) | Estab-lishments (No.) | Sales (\$1,000) | Estab-lishments (Number) | Sales (\$1,000) | Estab-lishments (Number) | Sales (\$1,000) | Estab-lishments (No.) | Sales (\$1,000) | Estab-lishments (Number) | Sales (\$1,000) | Estab-lishments (Number) | Sales (\$1,000) | | |
| 1,637 | 295,628 | 1,505 | 159,321 | 1,205 | 125,782 | 1,141 | 440,457 | 2,544 | 161,923 | 1,254 | 188,764 | 937 | 80,267 | 2,681 | 158,149 | 951 | 58,845 | 1 | |
| 25 | 3,982 | 20 | 2,707 | 26 | 1,602 | 25 | 7,548 | 45 | 1,655 | 35 | 4,938 | 12 | 881 | 39 | 2,128 | 4 | 249 | 2 | |
| 10 | 1,308 | 2 | (D) | ... | ... | 3 | (D) | 3 | 66 | 7 | 454 | 2 | (D) | 7 | 143 | ... | ... | 3 | |
| 5 | 1,010 | 11 | 1,176 | 17 | 1,143 | 10 | 4,702 | 22 | 792 | 15 | 2,957 | 4 | 334 | 19 | 1,232 | 4 | 249 | 4 | |
| 3 | (D) | 6 | (D) | 6 | 369 | 10 | 1,140 | 6 | 211 | 7 | 1,006 | 5 | 371 | 8 | 332 | ... | ... | 5 | |
| 7 | (D) | 1 | (D) | 3 | 90 | 2 | (D) | 14 | 586 | 6 | 521 | 1 | (D) | 5 | 421 | ... | ... | 6 | |
| 22 | 1,702 | 10 | 577 | 6 | 581 | 11 | 2,208 | 16 | 1,202 | 12 | 820 | 4 | 338 | 13 | (D) | 7 | (D) | 7 | |
| 6 | 663 | 9 | (D) | 3 | 420 | 7 | (D) | 5 | 601 | 2 | (D) | 2 | (D) | 5 | 91 | 5 | 38 | 8 | |
| 16 | 1,039 | 1 | (D) | 3 | 161 | 4 | (D) | 11 | 601 | 10 | (D) | 2 | (D) | 8 | (D) | 2 | (D) | 9 | |
| 16 | 2,539 | 10 | 770 | 8 | 864 | 15 | 2,265 | 31 | 1,252 | 11 | 2,022 | 7 | 373 | 32 | 845 | 9 | 149 | 10 | |
| 7 | 1,654 | 9 | (D) | 4 | 396 | 10 | 1,475 | 13 | 546 | 3 | 1,071 | 5 | (D) | 12 | 387 | 7 | (D) | 11 | |
| 9 | 885 | 1 | (D) | 4 | 468 | 5 | 790 | 18 | 706 | 8 | 951 | 2 | (D) | 20 | 458 | 2 | (D) | 12 | |
| 22 | 2,058 | 2 | (D) | 2 | (D) | 6 | 2,098 | 7 | 317 | 4 | 431 | 4 | 267 | 2 | (D) | 9 | 105 | 13 | |
| 36 | 1,997 | 11 | 550 | 14 | 796 | 19 | 5,282 | 40 | 1,193 | 19 | 2,411 | 14 | 720 | 28 | 1,154 | 5 | 124 | 14 | |
| 6 | 680 | 3 | 253 | 4 | 328 | 9 | 328 | 9 | 277 | 6 | 975 | 3 | (D) | 13 | 662 | 3 | (D) | 15 | |
| 7 | 465 | 7 | (D) | 5 | 268 | 8 | (D) | 13 | 422 | 3 | (D) | 3 | (D) | 8 | 255 | 2 | (D) | 16 | |
| 23 | 852 | 1 | (D) | 5 | 200 | 2 | (D) | 20 | 494 | 10 | (D) | 8 | 233 | 7 | 237 | ... | ... | 17 | |
| 16 | 1,063 | 8 | 657 | 15 | 754 | 7 | 2,130 | 22 | 987 | 11 | 991 | 6 | 348 | 24 | 1,665 | 4 | 26 | 18 | |
| 8 | 719 | 8 | 657 | 15 | 754 | 7 | 2,130 | 16 | 792 | 8 | 773 | 3 | 312 | 16 | (D) | 4 | 26 | 19 | |
| 8 | 344 | ... | ... | ... | ... | ... | ... | 6 | 195 | 3 | 218 | 3 | 36 | 8 | (D) | ... | ... | 20 | |
| 31 | 1,193 | 8 | 425 | 5 | 146 | 8 | 1,313 | 44 | 1,152 | 11 | 728 | 12 | 293 | 13 | 623 | 4 | 14 | 21 | |
| 21 | 1,676 | 6 | 537 | 10 | 711 | 19 | 6,848 | 45 | 2,924 | 12 | 1,950 | 7 | 599 | 27 | 1,927 | 6 | 62 | 22 | |
| 4 | 628 | 5 | (D) | 7 | 594 | 12 | 5,136 | 31 | 2,266 | 9 | (D) | 6 | (D) | 15 | 476 | 4 | (D) | 23 | |
| 17 | 1,048 | 1 | (D) | 3 | 117 | 7 | 1,712 | 14 | 658 | 3 | (D) | 1 | (D) | 12 | 1,451 | 2 | (D) | 24 | |
| 84 | 23,934 | 158 | 20,808 | 100 | 12,666 | 81 | 41,221 | 200 | 12,754 | 61 | 16,132 | 69 | 7,546 | 280 | 18,230 | 76 | 2,531 | 25 | |
| 49 | 22,330 | 153 | 20,521 | 97 | 12,374 | 72 | 38,014 | 170 | 11,530 | 54 | 15,229 | 60 | 7,182 | 267 | 17,796 | 73 | 2,329 | 26 | |
| 35 | 1,604 | 5 | 287 | 3 | 292 | 9 | 3,207 | 30 | 1,224 | 7 | 903 | 9 | 364 | 13 | 434 | 3 | 202 | 27 | |
| 35 | 13,029 | 67 | 6,487 | 54 | 4,695 | 45 | 19,995 | 114 | 9,430 | 66 | 11,516 | 32 | 3,182 | 121 | 7,432 | 32 | 686 | 28 | |
| 5 | 219 | 5 | 233 | 5 | 224 | 6 | 1,029 | 9 | 466 | 5 | (D) | 4 | (D) | 19 | 502 | ... | ... | 29 | |
| 14 | 11,818 | 53 | 5,861 | 32 | 3,561 | 30 | 16,096 | 57 | 5,696 | 41 | 8,904 | 19 | 2,435 | 70 | 5,453 | 23 | 579 | 30 | |
| 7 | 504 | 6 | 339 | 8 | 392 | 3 | 1,877 | 19 | 1,193 | 10 | 1,150 | 3 | 228 | 16 | (D) | 2 | (D) | 31 | |
| 4 | 100 | ... | ... | 4 | (D) | 2 | (D) | 4 | 240 | 4 | 265 | 2 | (D) | 3 | (D) | ... | ... | 32 | |
| 5 | 388 | 3 | 54 | 5 | (D) | 4 | (D) | 25 | 1,845 | 6 | (D) | 4 | 261 | 13 | 772 | 7 | (D) | 33 | |
| 15 | 910 | 3 | 91 | 1 | (D) | 4 | 1,089 | 9 | 265 | 3 | 682 | 2 | (D) | 7 | 201 | 2 | (D) | 34 | |
| 6 | 152 | 2 | (D) | ... | ... | 2 | (D) | 7 | 307 | 7 | 617 | 2 | (D) | 2 | (D) | ... | ... | 35 | |
| 5 | 240 | 5 | 130 | ... | ... | 2 | (D) | 13 | 577 | 11 | 583 | 5 | 262 | 5 | 250 | 1 | (D) | 36 | |
| 30 | 1,593 | 16 | 804 | 12 | 1,019 | 12 | 4,006 | 28 | 1,218 | 2 | (D) | 10 | 840 | 20 | 1,305 | 2 | (D) | 37 | |
| 14 | 776 | 5 | 359 | 3 | (D) | 7 | 1,550 | 8 | 460 | 1 | (D) | 3 | 205 | 10 | 329 | ... | ... | 38 | |
| 8 | 544 | 11 | 445 | 9 | (D) | 5 | 2,456 | 13 | 627 | 1 | (D) | 6 | (D) | 9 | (D) | 2 | (D) | 39 | |
| 8 | 273 | ... | ... | ... | ... | ... | ... | 7 | 131 | ... | ... | 1 | (D) | 1 | (D) | ... | ... | 40 | |
| 11 | 674 | 4 | 395 | 6 | 242 | 2 | (D) | 20 | 1,370 | 7 | 1,493 | 5 | 333 | 8 | (D) | 4 | 274 | 41 | |
| 4 | 284 | 4 | 395 | 5 | (D) | 2 | (D) | 11 | 1,011 | 5 | (D) | 3 | (D) | 7 | 661 | 3 | (D) | 42 | |
| 7 | 390 | ... | ... | 1 | (D) | ... | ... | 9 | 359 | 2 | (D) | 2 | (D) | 1 | (D) | 1 | (D) | 43 | |
| 40 | 1,647 | 16 | 616 | 11 | 1,106 | 10 | 3,852 | 18 | 1,603 | 7 | 842 | 7 | 368 | 9 | 707 | 7 | 202 | 44 | |
| 17 | 850 | 12 | 410 | 8 | (D) | 6 | 2,090 | 12 | 1,416 | 6 | (D) | 5 | (D) | 9 | 707 | 4 | (D) | 45 | |
| 23 | 797 | 4 | 206 | 3 | (D) | 4 | 1,762 | 6 | 187 | 1 | (D) | 2 | (D) | ... | ... | 3 | (D) | 46 | |
| 54 | 23,328 | 111 | 15,799 | 87 | 12,337 | 73 | 40,003 | 175 | 14,292 | 78 | 16,939 | 74 | 7,520 | 164 | 12,117 | 51 | 4,581 | 47 | |
| 41 | 22,200 | 111 | 15,799 | 84 | 12,182 | 69 | 39,558 | 159 | 12,997 | 74 | 16,385 | 68 | 7,095 | 157 | (D) | 47 | (D) | 48 | |
| 13 | 1,128 | ... | ... | 3 | 155 | 4 | 445 | 16 | 1,295 | 4 | 554 | 6 | 425 | 7 | (D) | 4 | (D) | 49 | |
| 13 | 669 | 1 | (D) | 2 | (D) | 5 | 791 | 11 | 517 | 8 | 1,488 | 3 | 262 | 2 | (D) | 2 | (D) | 50 | |
| 11 | (D) | 1 | (D) | 2 | (D) | 5 | 791 | 11 | 517 | 8 | 1,488 | 3 | 262 | 2 | (D) | 2 | (D) | 51 | |
| 2 | (D) | ... | ... | ... | ... | ... | ... | ... | ... | ... | ... | ... | ... | ... | ... | ... | ... | ... | 52 |
| 17 | 728 | 1 | (D) | 4 | 192 | 8 | 1,809 | 9 | 246 | 4 | (D) | 3 | 87 | 8 | 210 | ... | ... | 53 | |
| 6 | 187 | ... | ... | 1 | (D) | 3 | 928 | ... | ... | 1 | (D) | 1 | (D) | ... | ... | ... | ... | 54 | |
| 11 | 541 | 1 | (D) | 3 | (D) | 5 | 881 | 9 | 246 | 3 | 145 | 2 | (D) | 8 | 210 | ... | ... | 55 | |
| 57 | 2,151 | 11 | 267 | 11 | 704 | 11 | 3,725 | 14 | 498 | 21 | 1,834 | 7 | 334 | 31 | 673 | 5 | 32 | 56 | |
| 35 | 1,384 | 6 | 153 | 9 | (D) | 7 | (D) | 9 | 314 | 8 | 971 | 4 | 192 | 15 | 346 | 1 | (D) | 57 | |
| 22 | 767 | 5 | 114 | 2 | (D) | 4 | (D) | 5 | 184 | 13 | 863 | 3 | 142 | 16 | 327 | 4 | (D) | 58 | |
| 26 | 1,706 | 8 | (D) | 5 | 329 | 9 | 2,290 | 17 | 713 | 13 | 2,975 | 8 | 495 | 17 | 834 | 2 | (D) | 59 | |
| 9 | 852 | 6 | 369 | 5 | 329 | 6 | (D) | 5 | 334 | 10 | (D) | 4 | 371 | 9 | 644 | 2 | (D) | 60 | |
| 17 | 854 | 2 | (D) | ... | ... | 3 | (D) | 12 | 379 | 3 | (D) | 4 | 124 | 8 | 190 | ... | ... | 61 | |
| 15 | 781 | 2 | (D) | 3 | (D) | 3 | (D) | 11 | 413 | 5 | 295 | 2 | (D) | 2 | (D) | 5 | 63 | 62 | |
| 27 | 3,215 | 21 | 3,043 | 28 | 2,230 | 25 | 7,483 | 50 | 2,909 | 31 | 4,043 | 16 | 1,121 | 51 | 2,149 | 12 | 301 | 63 | |
| 11 | 847 | 3 | (D) | 6 | (D) | 6 | (D) | 4 | 149 | 7 | 898 | 6 | 213 | 10 | 446 | 2 | (D) | 64 | |
| 11 | 1,918 | 17 | 2,619 | 21 | 1,917 | 18 | 6,103 | 36 | 2,119 | 20 | 2,995 | 8 | (D) | 41 | 1,703 | 10 | (D) | 65 | |
| 5 | 450 | 1 | (D) | 1 | (D) | 1 | (D) | 10 | 641 | 4 | 150 | 2 | (D) | ... | ... | ... | ... | 66 | |
| 23 | 1,471 | 10 | 634 | 14 | 925 | 13 | 2,653 | 19 | 759 | 8 | 1,062 | 6 | 372 | 17 | 1,091 | 8 | 100 | 67 | |
| 4 | 388 | 9 | (D) | 9 | 760 | 5 | 883 | 10 | 447 | 1 | (D) | 5 | (D) | 13 | 1,073 | ... | ... | 68 | |
| 19 | 1,083 | 1 | (D) | 5 | 165 | 8 | 1,770 | 9 | 312 | 7 | (D) | 1 | (D) | 4 | 18 | 8 | 100 | 69 | |

RETAIL TRADE—AREA STATISTICS

Table 102. RETAIL TRADE: 1954—PARISHES;
Total Retail — Establishments, Sales, Payroll, and Personnel;

| Line No. | Parish and city | Total | | | | | | | Kind-of-business group | | | | |
|----------|---|----------------|-----------------------|-------------------------------------|---------------------------------------|--------------------------------|--|------------------------|-------------------------|-----------------|-------------------------|-----------------|--------|
| | | Establishments | | Sales | | Payroll, entire year (\$1,000) | Paid employees, workweek ended nearest Nov. 15 | | Food stores | | Eating drinking places | | |
| | | Total (Number) | With payroll (Number) | Total, all establishments (\$1,000) | Establishments with payroll (\$1,000) | | Total (Number) | Full workweek (Number) | Establishments (Number) | Sales (\$1,000) | Establishments (Number) | Sales (\$1,000) | |
| 1 | Jackson Parish..... | 122 | 70 | 21,076 | 20,024 | 811 | 373 | 332 | 110 | 46 | 2,342 | 12 | 200 |
| 2 | Jonesboro..... | 73 | 47 | 17,562 | 16,972 | 505 | 232 | 209 | 69 | 21 | 1,263 | 6 | 121 |
| 3 | Remainder of Parish..... | 49 | 23 | 3,514 | 3,052 | 306 | 141 | 123 | 41 | 25 | 1,079 | 6 | 79 |
| 4 | Jefferson Parish..... | 991 | 545 | 90,452 | 80,838 | 7,181 | 3,320 | 3,041 | 1,071 | 297 | 33,436 | 208 | 9,195 |
| 5 | Gretna..... | 171 | 97 | 20,537 | 18,521 | 1,605 | 602 | 542 | 180 | 48 | 4,763 | 25 | 929 |
| 6 | Harahan..... | 41 | 21 | 1,975 | 1,575 | 107 | 62 | 57 | 46 | 13 | 851 | 3 | 110 |
| 7 | Kenner..... | 65 | 39 | 5,496 | 5,074 | 547 | 266 | 229 | 68 | 16 | 1,814 | 17 | 1,483 |
| 8 | Westwego..... | 106 | 40 | 5,524 | 4,162 | 371 | 181 | 165 | 112 | 57 | 2,169 | 12 | 543 |
| 9 | Remainder of Parish..... | 608 | 348 | 56,920 | 51,506 | 4,551 | 2,209 | 2,048 | 665 | 163 | 23,839 | 151 | 6,130 |
| 10 | Jefferson Davis Parish..... | 303 | 189 | 23,133 | 21,157 | 2,020 | 918 | 832 | 306 | 93 | 4,791 | 44 | 1,018 |
| 11 | Jennings..... | 147 | 99 | 13,882 | 13,132 | 1,262 | 571 | 507 | 136 | 48 | 2,546 | 13 | 426 |
| 12 | Lake Arthur..... | 43 | 29 | 1,875 | 1,633 | 125 | 67 | 59 | 47 | 14 | 715 | 10 | 210 |
| 13 | Remainder of Parish..... | 113 | 61 | 7,176 | 6,392 | 633 | 280 | 266 | 123 | 31 | 1,530 | 21 | 382 |
| 14 | Lafayette Parish..... | 684 | 386 | 53,462 | 48,296 | 5,406 | 2,702 | 2,514 | 650 | 210 | 8,940 | 125 | 3,836 |
| 15 | Lafayette..... | 534 | 318 | 47,630 | 43,916 | 4,920 | 2,463 | 2,286 | 495 | 145 | 7,776 | 95 | 3,151 |
| 16 | Remainder of Parish..... | 150 | 68 | 5,832 | 4,380 | 486 | 239 | 228 | 155 | 65 | 1,164 | 30 | 685 |
| 17 | Lafourche Parish..... | 531 | 287 | 38,174 | 33,494 | 3,098 | 1,396 | 1,314 | 551 | 179 | 8,362 | 93 | 2,756 |
| 18 | Thibodaux..... | 197 | 109 | 19,576 | 17,592 | 1,688 | 783 | 717 | 203 | 65 | 4,014 | 37 | 1,243 |
| 19 | Remainder of Parish..... | 334 | 178 | 18,598 | 15,902 | 1,410 | 613 | 597 | 348 | 114 | 4,348 | 56 | 1,513 |
| 20 | La Salle Parish..... | 158 | 92 | 8,887 | 7,635 | 558 | 299 | 266 | 169 | 48 | 2,119 | 21 | 337 |
| 21 | Lincoln Parish..... | 219 | 129 | 18,308 | 16,566 | 1,375 | 680 | 593 | 225 | 71 | 3,840 | 18 | 485 |
| 22 | Ruston..... | 164 | 106 | 15,692 | 14,632 | 1,246 | 618 | 536 | 164 | 46 | 3,000 | 13 | 449 |
| 23 | Remainder of Parish..... | 55 | 23 | 2,616 | 1,934 | 129 | 62 | 57 | 61 | 25 | 840 | 5 | 36 |
| 24 | Livingston Parish..... | 222 | 82 | 10,573 | 7,895 | 671 | 256 | 241 | 237 | 76 | 3,014 | 41 | 691 |
| 25 | Madison Parish..... | 134 | 82 | 11,178 | 10,022 | 940 | 423 | 368 | 131 | 40 | 2,005 | 25 | 776 |
| 26 | Tallulah..... | 128 | 78 | 10,730 | (D) | 905 | 411 | 356 | 126 | 39 | (D) | 22 | 666 |
| 27 | Remainder of Parish..... | 6 | 4 | 448 | (D) | 35 | 12 | 12 | 5 | 1 | (D) | 3 | 110 |
| 28 | Morehouse Parish..... | 295 | 179 | 22,547 | 19,685 | 1,858 | 970 | 806 | 293 | 103 | 6,352 | 40 | 1,387 |
| 29 | Bastrop..... | 212 | 136 | 19,003 | 17,043 | 1,687 | 862 | 737 | 206 | 74 | 5,147 | 34 | 1,197 |
| 30 | Remainder of Parish..... | 83 | 43 | 3,544 | 2,642 | 171 | 108 | 69 | 87 | 29 | 1,205 | 6 | 190 |
| 31 | Natchitoches Parish..... | 288 | 142 | 16,785 | 13,981 | 1,324 | 667 | 594 | 302 | 112 | 3,614 | 22 | 735 |
| 32 | Natchitoches..... | 153 | 95 | 12,252 | 11,160 | 1,084 | 528 | 465 | 160 | 49 | 2,131 | 10 | 351 |
| 33 | Remainder of Parish..... | 135 | 47 | 4,533 | 2,821 | 240 | 139 | 129 | 142 | 63 | 1,483 | 12 | 384 |
| 34 | Orleans Parish (coextensive with New Orleans city)..... | 6,100 | 3,632 | 665,047 | 619,611 | 83,760 | 36,700 | 31,204 | 6,199 | 1,626 | 116,827 | 1,592 | 67,161 |
| 35 | Ouachita Parish..... | 934 | 614 | 85,764 | 80,236 | 9,170 | 3,939 | 3,555 | 888 | 244 | 17,647 | 164 | 5,219 |
| 36 | Monroe..... | 651 | 461 | 69,801 | 66,591 | 7,855 | 3,314 | 2,989 | 586 | 154 | 11,248 | 115 | 3,913 |
| 37 | West Monroe..... | 211 | 111 | 13,062 | 11,478 | 1,185 | 541 | 493 | 228 | 65 | 5,357 | 31 | 622 |
| 38 | Remainder of Parish..... | 72 | 42 | 2,901 | 2,167 | 130 | 84 | 73 | 74 | 25 | 1,042 | 18 | 684 |
| 39 | Plaquemines Parish..... | 134 | 80 | 8,021 | 6,709 | 451 | 260 | 238 | 151 | 43 | 3,194 | 39 | 868 |
| 40 | Pointe Coupee Parish..... | 207 | 89 | 8,056 | 6,472 | 599 | 306 | 281 | 200 | 101 | 2,401 | 33 | 837 |
| 41 | New Roads..... | 78 | 46 | 4,981 | 4,585 | 465 | 212 | 195 | 69 | 25 | 949 | 14 | 153 |
| 42 | Remainder of Parish..... | 129 | 43 | 3,075 | 1,887 | 134 | 94 | 86 | 131 | 76 | 1,452 | 19 | 684 |
| 43 | Rapides Parish..... | 849 | 551 | 74,939 | 68,781 | 7,564 | 3,359 | 3,029 | 831 | 239 | 16,274 | 158 | 4,156 |
| 44 | Alexandria..... | 548 | 378 | 58,561 | 54,959 | 6,320 | 2,753 | 2,486 | 531 | 132 | 9,826 | 110 | 2,960 |
| 45 | Fineville..... | 96 | 58 | 6,530 | 5,780 | 550 | 241 | 212 | 99 | 30 | 3,270 | 12 | 260 |
| 46 | Remainder of Parish..... | 205 | 115 | 9,848 | 8,042 | 694 | 365 | 331 | 201 | 77 | 3,178 | 36 | 936 |
| 47 | Red River Parish..... | 78 | 42 | 5,358 | 4,572 | 336 | 172 | 150 | 84 | 31 | 1,207 | 5 | 153 |
| 48 | Richland Parish..... | 213 | 131 | 14,722 | 12,818 | 1,224 | 537 | 486 | 219 | 63 | 3,434 | 21 | 463 |
| 49 | Rayville..... | 106 | 64 | 7,867 | 7,003 | 682 | 298 | 272 | 108 | 38 | 1,820 | 8 | 261 |
| 50 | Remainder of Parish..... | 107 | 67 | 6,855 | 5,815 | 542 | 239 | 214 | 111 | 25 | 1,614 | 13 | 202 |
| 51 | Sabine Parish..... | 165 | 85 | 9,400 | 7,900 | 620 | 303 | 274 | 167 | 68 | 2,553 | 14 | 167 |
| 52 | St. Bernard Parish..... | 139 | 45 | 7,024 | 5,056 | 510 | 385 | 382 | 151 | 33 | 2,792 | 46 | 1,098 |
| 53 | St. Charles Parish..... | 138 | 64 | 7,179 | 5,897 | 558 | 232 | 215 | 152 | 35 | 1,331 | 44 | 1,079 |
| 54 | St. Helena Parish..... | 49 | 13 | 1,635 | 899 | 39 | 28 | 28 | 52 | 22 | 426 | 2 | (0) |
| 55 | St. James Parish..... | 150 | 78 | 9,273 | 7,901 | 627 | 309 | 273 | 162 | 56 | 1,884 | 19 | 576 |
| 56 | St. John The Baptist Parish..... | 131 | 55 | 6,263 | 4,497 | 471 | 241 | 230 | 133 | 42 | 1,959 | 36 | 1,257 |
| 57 | St. Landry Parish..... | 753 | 385 | 48,339 | 42,229 | 4,997 | 2,426 | 2,267 | 776 | 257 | 8,231 | 136 | 3,694 |
| 58 | Bunice..... | 161 | 103 | 11,165 | 10,177 | 1,058 | 495 | 459 | 168 | 43 | 2,287 | 29 | 731 |
| 59 | Opelousas..... | 304 | 160 | 26,955 | 24,669 | 3,267 | 1,533 | 1,451 | 311 | 113 | 3,438 | 45 | 1,398 |
| 60 | Remainder of Parish..... | 288 | 122 | 10,219 | 7,383 | 672 | 398 | 357 | 297 | 101 | 2,506 | 62 | 1,565 |
| 61 | St. Martin Parish..... | 245 | 107 | 10,763 | 8,681 | 714 | 363 | 337 | 258 | 78 | 1,873 | 49 | 819 |
| 62 | St. Martinville..... | 102 | 42 | 4,575 | 3,615 | 270 | 141 | 138 | 109 | 35 | 815 | 19 | 304 |
| 63 | Remainder of Parish..... | 143 | 65 | 6,188 | 4,916 | 444 | 222 | 199 | 149 | 43 | 1,058 | 30 | 515 |
| 64 | St. Mary Parish..... | 387 | 247 | 27,725 | 24,395 | 2,287 | 1,108 | 969 | 405 | 140 | 8,201 | 70 | 2,262 |
| 65 | Berwick..... | 32 | 18 | 2,200 | 1,890 | 151 | 52 | 52 | 29 | 11 | 949 | 8 | 208 |
| 66 | Franklin..... | 137 | 79 | 9,677 | 8,287 | 799 | 394 | 341 | 154 | 48 | 2,396 | 25 | 748 |
| 67 | Morgan City..... | 136 | 98 | 11,419 | 10,535 | 1,041 | 488 | 419 | 138 | 46 | 2,985 | 25 | 811 |
| 68 | Remainder of Parish..... | 82 | 52 | 4,429 | 3,683 | 296 | 174 | 157 | 84 | 35 | 1,871 | 12 | 495 |

Standard Notes: (D) Withheld to avoid disclosure. (NA) Not available. XXXX Not applicable. (Z) Less than \$500. ... Represents zero.

CITIES OF 2,500 INHABITANTS OR MORE — Continued

Kind-of-Business Group — Establishments and Sales

| Kind-of-business group—Continued | | | | | | | | | | | | | | | | | | Line No. | |
|----------------------------------|-----------------|-----------------------------|-----------------|--|-----------------|----------------------|-----------------|---------------------------|-----------------|---|-----------------|---------------------------------|-----------------|-------------------------|-----------------|-------------------------|-----------------|----------|----|
| General merchandise group | | Apparel, accessories stores | | Furniture, home furnishings, appliance dealers | | Automotive group | | Gasoline service stations | | Lumber, bldg. mats., hardware, farm equipment dealers | | Drug stores, proprietary stores | | Other retail stores | | Nonstore retailers | | | |
| Establishments (Number) | Sales (\$1,000) | Establishments (Number) | Sales (\$1,000) | Establishments (Number) | Sales (\$1,000) | Establishments (No.) | Sales (\$1,000) | Establishments (Number) | Sales (\$1,000) | Establishments (Number) | Sales (\$1,000) | Establishments (No.) | Sales (\$1,000) | Establishments (Number) | Sales (\$1,000) | Establishments (Number) | Sales (\$1,000) | | |
| 7 | 681 | 11 | 675 | 5 | 786 | 9 | 14,097 | 11 | 877 | 3 | 527 | 4 | 334 | 10 | 501 | 4 | 56 | 1 | |
| 5 | (D) | 10 | (D) | 3 | (D) | 9 | 14,097 | 6 | 300 | 2 | (D) | 3 | (D) | 6 | (D) | 2 | (D) | 2 | |
| 2 | (D) | 1 | (D) | 2 | (D) | ... | ... | 5 | 577 | 1 | (D) | 1 | (D) | 4 | (D) | 2 | (D) | 3 | |
| 43 | 2,140 | 37 | 2,295 | 42 | 3,360 | 37 | 16,245 | 105 | 8,244 | 69 | 7,561 | 35 | 3,062 | 55 | 2,718 | 63 | 2,196 | 4 | |
| 7 | 466 | 13 | 997 | 11 | 912 | 10 | 9,463 | 16 | 908 | 8 | 716 | 5 | 544 | 14 | 529 | 14 | 310 | 5 | |
| 2 | (D) | ... | ... | ... | (D) | ... | ... | 6 | 368 | 2 | (D) | 4 | (D) | 2 | (D) | 7 | 261 | 6 | |
| ... | ... | 3 | (D) | ... | ... | ... | ... | 7 | 580 | 5 | 892 | 5 | 288 | 2 | (D) | 9 | 204 | 7 | |
| 5 | 228 | 3 | 127 | 3 | 322 | 4 | 498 | 10 | 624 | 5 | 578 | 2 | (D) | 1 | (D) | 4 | 70 | 8 | |
| 29 | (D) | 18 | (D) | 26 | (D) | 22 | (D) | 66 | 5,764 | 49 | (D) | 19 | 1,734 | 36 | 2,007 | 29 | 1,351 | 9 | |
| 12 | 864 | 20 | 1,204 | 15 | 1,178 | 13 | 5,599 | 33 | 1,796 | 28 | 3,916 | 9 | 684 | 30 | 2,051 | 6 | 38 | 10 | |
| 6 | 630 | 10 | 736 | 7 | 577 | 8 | 4,408 | 14 | 1,121 | 13 | 1,936 | 4 | (D) | 22 | 1,119 | 2 | (D) | 11 | |
| 3 | 100 | 2 | (D) | 3 | 84 | ... | ... | 5 | 262 | 5 | 343 | 1 | (D) | ... | ... | ... | ... | 12 | |
| 3 | 134 | 8 | (D) | 5 | 517 | 5 | 1,191 | 14 | 407 | 10 | 1,637 | 4 | 214 | 8 | 932 | 4 | (D) | 13 | |
| 22 | 6,623 | 35 | 3,453 | 48 | 4,354 | 27 | 10,773 | 56 | 3,547 | 35 | 5,055 | 20 | 1,435 | 91 | 4,351 | 15 | 1,095 | 14 | |
| 13 | 6,247 | 33 | (D) | 40 | 4,100 | 24 | (D) | 49 | 3,108 | 20 | 3,217 | 15 | 1,260 | 85 | (D) | 15 | 1,055 | 15 | |
| 9 | 376 | 2 | (D) | 8 | 254 | 3 | (D) | 7 | 439 | 15 | 1,838 | 5 | 175 | 6 | (D) | ... | ... | 16 | |
| 45 | 3,069 | 27 | 1,880 | 23 | 1,406 | 19 | 8,203 | 52 | 2,489 | 27 | 6,169 | 10 | 898 | 29 | 2,099 | 27 | 843 | 17 | |
| 7 | 749 | 18 | 1,364 | 6 | (D) | 11 | 5,409 | 12 | 695 | 8 | 3,676 | 3 | 423 | 15 | (D) | 15 | 694 | 18 | |
| 38 | 2,320 | 9 | 516 | 17 | (D) | 8 | 2,794 | 40 | 1,794 | 19 | 2,493 | 7 | 475 | 14 | (D) | 12 | 149 | 19 | |
| 15 | 815 | 6 | 217 | 9 | 388 | 15 | 3,320 | 23 | 749 | 6 | 418 | 4 | 273 | 9 | (D) | 2 | (D) | 20 | |
| 13 | 1,170 | 13 | 1,194 | 15 | 1,292 | 10 | 5,094 | 26 | 1,427 | 11 | 1,212 | 9 | 457 | 27 | 2,079 | 6 | 58 | 21 | |
| 6 | 929 | 13 | 1,194 | 15 | 1,292 | 9 | (D) | 24 | (D) | 6 | 741 | 5 | 393 | 21 | 1,962 | 6 | 58 | 22 | |
| 7 | 241 | ... | ... | ... | ... | 1 | (D) | 2 | (D) | 5 | 471 | 4 | 64 | 6 | 117 | ... | ... | 23 | |
| 9 | 530 | 5 | 351 | 5 | 306 | 9 | 2,616 | 27 | 1,105 | 25 | 858 | 5 | 261 | 17 | 808 | 3 | 33 | 24 | |
| 7 | 767 | 6 | 422 | 9 | 321 | 13 | 2,969 | 10 | 1,169 | 10 | 1,172 | 2 | (D) | 11 | 1,146 | 1 | (D) | 25 | |
| 5 | (D) | 6 | 422 | 9 | 321 | 13 | 2,969 | 10 | 1,169 | 10 | 1,172 | 2 | (D) | 11 | 1,146 | 1 | (D) | 26 | |
| 2 | (D) | ... | ... | ... | ... | ... | ... | ... | ... | ... | ... | ... | ... | ... | ... | ... | ... | ... | 27 |
| 26 | 2,382 | 17 | 1,164 | 13 | 679 | 17 | 5,049 | 35 | 1,823 | 10 | 1,393 | 12 | 855 | 22 | 1,463 | ... | ... | 28 | |
| 12 | 1,659 | 15 | (D) | 7 | 643 | 15 | (D) | 22 | 1,361 | 8 | (D) | 9 | 704 | 16 | 1,064 | ... | ... | 29 | |
| 14 | 723 | 2 | (D) | 6 | 36 | 2 | (D) | 13 | 462 | 2 | (D) | 3 | 151 | 6 | 399 | ... | ... | 30 | |
| 23 | 1,947 | 11 | 833 | 13 | 613 | 9 | 2,965 | 28 | 1,432 | 10 | 1,907 | 10 | 482 | 43 | 1,831 | 7 | 426 | 31 | |
| 10 | 1,299 | 11 | 833 | 13 | 613 | 9 | (D) | 19 | 780 | 8 | (D) | 5 | 400 | 24 | 1,157 | 6 | (D) | 32 | |
| 13 | 648 | ... | ... | ... | ... | 1 | (D) | 9 | 652 | 2 | (D) | 5 | 82 | 19 | 674 | 1 | (D) | 33 | |
| 178 | 113,125 | 396 | 60,624 | 252 | 39,960 | 200 | 93,488 | 384 | 35,359 | 185 | 30,959 | 268 | 28,332 | 685 | 40,337 | 334 | 38,875 | 34 | |
| 35 | 10,966 | 88 | 6,737 | 47 | 5,485 | 38 | 15,613 | 85 | 5,821 | 38 | 7,760 | 36 | 2,376 | 125 | 7,246 | 34 | 894 | 35 | |
| 25 | 10,508 | 75 | 6,274 | 31 | 4,737 | 33 | 14,511 | 51 | 4,092 | 29 | 6,496 | 29 | 1,963 | 92 | 5,392 | 17 | 667 | 36 | |
| 7 | (D) | 11 | (D) | 16 | 748 | 4 | (D) | 21 | 1,232 | 7 | (D) | 5 | (D) | 31 | (D) | 13 | 179 | 37 | |
| 3 | (D) | 2 | (D) | ... | ... | 1 | (D) | 13 | 497 | 2 | (D) | 2 | (D) | 2 | (D) | 4 | 48 | 38 | |
| 12 | 544 | ... | ... | 5 | 188 | 4 | 733 | 18 | 1,070 | 2 | (D) | 2 | (D) | 8 | 698 | 1 | (D) | 39 | |
| 15 | 695 | 5 | 243 | 6 | 283 | 6 | 1,712 | 10 | 529 | 6 | 667 | 6 | 349 | 15 | 328 | 4 | 12 | 40 | |
| 1 | (D) | 5 | 243 | 5 | (D) | 6 | 1,712 | 5 | 222 | 5 | (D) | 5 | (D) | 7 | 282 | ... | ... | 41 | |
| 14 | (D) | ... | ... | 1 | (D) | ... | ... | 5 | 307 | 1 | (D) | 1 | (D) | 8 | 46 | 4 | 12 | 42 | |
| 42 | 12,002 | 46 | 5,077 | 34 | 3,982 | 39 | 13,264 | 98 | 6,029 | 42 | 4,895 | 27 | 2,006 | 82 | 6,126 | 42 | 1,028 | 43 | |
| 23 | 11,147 | 44 | (D) | 27 | 3,097 | 32 | 12,924 | 47 | 3,345 | 24 | 2,903 | 18 | 1,699 | 66 | (D) | 25 | 764 | 44 | |
| 3 | 100 | ... | ... | 2 | (D) | 3 | (D) | 13 | 540 | 7 | 641 | 4 | 208 | 9 | 489 | 13 | 192 | 45 | |
| 16 | 755 | 2 | (D) | 5 | (D) | 4 | (D) | 38 | 2,144 | 11 | 1,351 | 5 | 99 | 7 | (D) | 4 | 72 | 46 | |
| 12 | 811 | 3 | (D) | 3 | 139 | 5 | 1,376 | 7 | 366 | 5 | 675 | 4 | 163 | 3 | (D) | ... | ... | 47 | |
| 28 | 1,275 | 8 | 352 | 8 | 613 | 13 | 3,394 | 23 | 1,112 | 16 | 2,337 | 5 | 362 | 19 | 1,300 | 9 | 80 | 48 | |
| 11 | 701 | 3 | 142 | 3 | 295 | 6 | 1,602 | 7 | 320 | 9 | 1,501 | 2 | (D) | 12 | 949 | 7 | (D) | 49 | |
| 17 | 574 | 5 | 210 | 5 | 318 | 7 | 1,792 | 16 | 792 | 7 | 836 | 3 | (D) | 7 | 351 | 2 | (D) | 50 | |
| 17 | 1,348 | 6 | 483 | 8 | 440 | 13 | 1,840 | 20 | 763 | 5 | 509 | 5 | 362 | 5 | 889 | 4 | 46 | 51 | |
| 4 | 40 | 1 | (D) | 5 | 152 | 2 | (D) | 17 | 1,041 | 12 | 610 | 2 | (D) | 8 | 299 | 9 | 330 | 52 | |
| 10 | 786 | 3 | (D) | 5 | 549 | 4 | 1,100 | 17 | 755 | 3 | 757 | 3 | 269 | 11 | (D) | 3 | 39 | 53 | |
| 11 | 669 | ... | ... | ... | ... | ... | ... | 3 | 93 | ... | ... | 1 | (D) | 8 | 408 | 2 | (D) | 54 | |
| 22 | 3,102 | 1 | (D) | 9 | 72 | 5 | 872 | 5 | (D) | 7 | 1,094 | 4 | 145 | 15 | 615 | 7 | 145 | 55 | |
| 15 | 1,122 | 1 | (D) | 4 | 186 | 1 | (D) | 9 | 394 | 5 | 658 | 10 | 278 | 6 | 110 | 2 | (D) | 56 | |
| 67 | 7,040 | 30 | 2,831 | 21 | 4,748 | 21 | 9,874 | 79 | 3,319 | 40 | 4,393 | 12 | 987 | 78 | 3,135 | 12 | 87 | 57 | |
| 6 | 609 | 11 | (D) | 9 | (D) | 10 | 3,102 | 14 | 675 | 9 | 1,056 | 4 | (D) | 24 | 800 | 2 | (D) | 58 | |
| 19 | 4,614 | 18 | 1,708 | 11 | 4,132 | 11 | 6,772 | 20 | 928 | 19 | 1,845 | 6 | 554 | 36 | 1,548 | 6 | 18 | 59 | |
| 42 | 1,817 | 1 | (D) | 1 | (D) | ... | ... | 45 | 1,716 | 12 | 1,492 | 2 | (D) | 18 | 787 | 4 | (D) | 60 | |
| 21 | 1,422 | 11 | 452 | 10 | 402 | 10 | 2,837 | 22 | 874 | 15 | 1,422 | 4 | 183 | 23 | (D) | 2 | (D) | 61 | |
| 6 | 501 | 4 | (D) | 5 | 248 | 5 | 1,340 | 9 | 169 | 5 | 685 | 3 | (D) | 10 | 196 | ... | ... | 62 | |
| 15 | 921 | 7 | (D) | 4 | 154 | 5 | 1,497 | 13 | 705 | 10 | 737 | 1 | (D) | 13 | (D) | 2 | (D) | 63 | |
| 14 | 1,426 | 24 | 1,755 | 20 | 1,215 | 17 | 5,597 | 36 | 2,251 | 16 | 2,592 | 11 | 907 | 34 | 1,490 | 5 | 29 | 64 | |
| ... | ... | 1 | (D) | 2 | (D) | 1 | (D) | 5 | 371 | ... | ... | ... | ... | 4 | (D) | ... | ... | 65 | |
| 2 | (D) | 11 | 854 | 3 | 167 | 6 | (D) | 13 | 646 | 5 | 1,177 | 6 | 436 | 17 | 718 | 1 | (D) | 66 | |
| 6 | 669 | 8 | 530 | 12 | 768 | 10 | 3,057 | 10 | 1,014 | 3 | 628 | 3 | (D) | 11 | 632 | 2 | (D) | 67 | |
| 6 | (D) | 4 | (D) | 3 | (D) | ... | ... | 8 | 220 | 8 | 787 | 2 | (D) | 2 | (D) | 2 | (D) | 68 | |

RETAIL TRADE—AREA STATISTICS

Table 102. RETAIL TRADE: 1954 — PARISHES;

Total Retail — Establishments, Sales, Payroll, and Personnel;

| Line No. | Parish and city | Total | | | | | | | Kind-of-business group | | | | |
|----------|------------------------------|----------------|-----------------------|-------------------------------------|---------------------------------------|--------------------------------|--|------------------------|---|-------------------------|-----------------|-------------------------|-----------------|
| | | Establishments | | Sales | | Payroll, entire year (\$1,000) | Paid employees, workweek ended nearest Nov. 15 | | Proprietors (unincorporated businesses only) (Number) | Food stores | | Eating, drinking places | |
| | | Total (Number) | With payroll (Number) | Total, all establishments (\$1,000) | Establishments with payroll (\$1,000) | | Total (Number) | Full workweek (Number) | | Establishments (Number) | Sales (\$1,000) | Establishments (Number) | Sales (\$1,000) |
| 1 | St. Tammany Parish..... | 317 | 169 | 19,071 | 16,179 | 1,559 | 732 | 638 | 319 | 92 | 3,942 | 60 | 2,261 |
| 2 | Covington..... | 93 | 57 | 7,961 | 7,549 | 681 | 312 | 282 | 95 | 21 | 1,203 | 14 | 271 |
| 3 | Slidell..... | 86 | 54 | 7,227 | 6,137 | 637 | 285 | 244 | 82 | 23 | 1,357 | 12 | 859 |
| 4 | Remainder of Parish..... | 138 | 58 | 3,883 | 2,493 | 241 | 135 | 112 | 142 | 48 | 1,382 | 34 | 1,131 |
| 5 | Tangipahoa Parish..... | 525 | 311 | 44,023 | 39,303 | 3,405 | 1,669 | 1,464 | 553 | 158 | 9,800 | 91 | 2,478 |
| 6 | Amite City..... | 78 | 50 | 9,655 | 9,085 | 793 | 369 | 318 | 88 | 25 | 2,281 | 12 | 298 |
| 7 | Hammond..... | 174 | 106 | 17,021 | 15,567 | 1,438 | 705 | 621 | 169 | 52 | 3,326 | 28 | 883 |
| 8 | Ponchatoula..... | 92 | 54 | 6,554 | 5,828 | 439 | 197 | 167 | 97 | 25 | 1,753 | 10 | 232 |
| 9 | Remainder of Parish..... | 181 | 101 | 10,793 | 8,823 | 735 | 398 | 358 | 199 | 56 | 2,440 | 41 | 1,065 |
| 10 | Tensas Parish..... | 94 | 52 | 6,157 | 5,429 | 421 | 201 | 190 | 89 | 30 | 1,050 | 16 | 299 |
| 11 | Terrebonne Parish..... | 444 | 268 | 37,269 | 33,591 | 3,530 | 1,543 | 1,384 | 417 | 145 | 9,012 | 83 | 2,362 |
| 12 | Houma..... | 310 | 190 | 29,104 | 26,614 | 2,949 | 1,265 | 1,111 | 284 | 96 | 6,669 | 59 | 1,618 |
| 13 | Remainder of Parish..... | 134 | 78 | 8,165 | 6,977 | 581 | 278 | 273 | 133 | 49 | 2,343 | 24 | 744 |
| 14 | Union Parish..... | 153 | 75 | 9,396 | 7,772 | 463 | 218 | 192 | 162 | 57 | 2,045 | 5 | (D) |
| 15 | Vermilion Parish..... | 487 | 247 | 24,537 | 20,101 | 1,908 | 987 | 907 | 479 | 181 | 5,151 | 80 | 1,263 |
| 16 | Abbeville..... | 204 | 108 | 11,725 | 9,927 | 975 | 474 | 423 | 208 | 69 | 2,419 | 37 | 542 |
| 17 | Kaplan..... | 122 | 54 | 6,748 | 5,432 | 504 | 261 | 249 | 117 | 59 | 1,517 | 13 | 179 |
| 18 | Remainder of Parish..... | 161 | 85 | 6,064 | 4,742 | 429 | 252 | 235 | 154 | 53 | 1,215 | 30 | 542 |
| 19 | Vernon Parish..... | 180 | 114 | 11,657 | 10,647 | 1,079 | 423 | 383 | 197 | 52 | 2,496 | 31 | 1,040 |
| 20 | Leesville..... | 118 | 86 | 9,339 | 8,935 | 939 | 349 | 314 | 137 | 24 | 1,620 | 27 | 937 |
| 21 | Remainder of Parish..... | 62 | 28 | 2,318 | 1,712 | 140 | 74 | 69 | 60 | 28 | 876 | 4 | 103 |
| 22 | Washington Parish..... | 365 | 213 | 26,624 | 23,982 | 2,335 | 1,113 | 987 | 363 | 114 | 6,616 | 38 | 1,168 |
| 23 | Bogalusa..... | 249 | 149 | 19,685 | 17,733 | 1,770 | 845 | 746 | 243 | 76 | 5,453 | 33 | 1,089 |
| 24 | Remainder of Parish..... | 116 | 64 | 6,939 | 6,249 | 565 | 268 | 241 | 120 | 38 | 1,163 | 5 | 79 |
| 25 | Webster Parish..... | 416 | 250 | 29,932 | 26,326 | 2,322 | 1,105 | 977 | 419 | 128 | 7,604 | 48 | 1,451 |
| 26 | Minden..... | 206 | 124 | 16,820 | 15,110 | 1,384 | 629 | 545 | 214 | 65 | 3,940 | 17 | 541 |
| 27 | Springhill..... | 90 | 62 | 8,218 | 7,422 | 630 | 293 | 256 | 83 | 16 | 1,907 | 8 | 145 |
| 28 | Remainder of Parish..... | 120 | 64 | 4,894 | 3,794 | 308 | 183 | 176 | 122 | 47 | 1,757 | 23 | 765 |
| 29 | West Baton Rouge Parish..... | 74 | 52 | 5,013 | 4,575 | 362 | 229 | 183 | 77 | 11 | 1,871 | 28 | 1,034 |
| 30 | Port Allen..... | 43 | 27 | 3,326 | 3,004 | 223 | 136 | 107 | 51 | 8 | (D) | 13 | 305 |
| 31 | Remainder of Parish..... | 31 | 25 | 1,687 | 1,571 | 139 | 93 | 76 | 26 | 3 | (D) | 15 | 729 |
| 32 | West Carroll Parish..... | 107 | 51 | 6,862 | 5,814 | 592 | 270 | 222 | 106 | 33 | 741 | 3 | 117 |
| 33 | West Feliciana Parish..... | 43 | 23 | 2,808 | 2,152 | 132 | 85 | 74 | 47 | 15 | 780 | 6 | 233 |
| 34 | Winn Parish..... | 114 | 68 | 7,599 | 6,615 | 574 | 304 | 269 | 112 | 45 | 2,357 | 8 | 136 |
| 35 | Winnfield..... | 90 | 62 | 6,754 | 6,324 | 557 | 293 | 259 | 88 | 26 | 1,686 | 8 | 136 |
| 36 | Remainder of Parish..... | 24 | 6 | 845 | 291 | 22 | 11 | 10 | 24 | 19 | 671 | ... | ... |

Standard Notes: (D) Withheld to avoid disclosure. (NA) Not available. XXX Not applicable. (Z) Less than \$500. ... Represents zero.

CITIES OF 2,500 INHABITANTS OR MORE — Continued

Kind-of-Business Group — Establishments and Sales

| Kind-of-business group—Continued | | | | | | | | | | | | | | | | | | Line No. |
|----------------------------------|-----------------|-----------------------------|-----------------|--|-----------------|----------------------|-----------------|---------------------------|-----------------|--|-----------------|---------------------------------|-----------------|-------------------------|-----------------|-------------------------|-----------------|----------|
| General merchandise group | | Apparel, accessories stores | | Furniture, home furnishings, appliance dealers | | Automotive group | | Gasoline service stations | | Lumber, bldg. matls., hardware, farm equipment dealers | | Drug stores, proprietary stores | | Other retail stores | | Nonstore retailers | | |
| Establishments (Number) | Sales (\$1,000) | Establishments (Number) | Sales (\$1,000) | Establishments (Number) | Sales (\$1,000) | Establishments (No.) | Sales (\$1,000) | Establishments (Number) | Sales (\$1,000) | Establishments (Number) | Sales (\$1,000) | Establishments (No.) | Sales (\$1,000) | Establishments (Number) | Sales (\$1,000) | Establishments (Number) | Sales (\$1,000) | |
| 15 | 930 | 20 | 637 | 16 | 950 | 21 | 4,756 | 32 | 1,724 | 16 | 1,554 | 7 | 512 | 29 | 1,522 | 9 | 283 | 1 |
| 5 | 230 | 8 | 292 | 5 | 571 | 9 | 2,578 | 8 | 711 | 4 | 699 | 3 | 255 | 16 | 1,151 | ... | ... | 2 |
| 4 | 516 | 7 | 271 | 6 | 198 | 11 | (D) | 10 | 693 | 4 | 601 | 2 | (D) | 6 | 273 | 1 | (D) | 3 |
| 6 | 184 | 5 | 74 | 5 | 181 | 1 | (D) | 14 | 320 | 8 | 254 | 2 | (D) | 7 | 98 | 8 | (D) | 4 |
| 44 | 6,746 | 24 | 1,390 | 19 | 1,374 | 24 | 8,903 | 56 | 3,579 | 31 | 3,537 | 18 | 1,322 | 50 | 4,623 | 10 | 271 | 5 |
| 5 | 1,728 | 7 | (D) | 2 | (D) | 7 | 3,409 | 3 | 189 | 5 | 598 | 3 | 166 | 9 | 705 | ... | ... | 6 |
| 6 | 2,720 | 11 | 908 | 8 | 654 | 10 | 3,461 | 23 | 2,139 | 12 | 892 | 5 | 513 | 16 | (D) | 3 | (D) | 7 |
| 11 | 567 | 3 | (D) | 6 | (D) | 3 | 602 | 12 | 622 | 7 | 665 | 3 | 346 | 8 | 1,184 | 4 | 48 | 8 |
| 22 | 1,731 | 3 | 99 | 3 | 287 | 4 | 1,431 | 18 | 629 | 7 | 1,382 | 7 | 297 | 17 | (D) | 3 | (D) | 9 |
| 9 | 891 | 4 | (D) | 2 | (D) | 3 | (D) | 9 | 339 | 8 | 1,854 | 6 | 298 | 3 | (D) | 4 | 212 | 10 |
| 31 | 5,589 | 19 | 1,856 | 23 | 2,193 | 24 | 7,173 | 37 | 2,364 | 24 | 3,599 | 10 | 928 | 30 | 1,609 | 18 | 584 | 11 |
| 16 | 3,757 | 17 | (D) | 21 | (D) | 17 | 5,865 | 21 | 1,720 | 13 | 2,814 | 9 | (D) | 23 | 1,327 | 18 | 584 | 12 |
| 15 | 1,832 | 2 | (D) | 2 | (D) | 7 | 1,308 | 16 | 644 | 11 | 785 | 1 | (D) | 7 | 282 | ... | ... | 13 |
| 25 | 1,141 | 3 | 134 | 1 | (D) | 12 | 3,317 | 17 | 597 | 4 | 359 | 3 | 230 | 16 | 1,269 | 10 | 160 | 14 |
| 25 | 1,414 | 23 | 1,137 | 26 | 1,366 | 15 | 3,885 | 47 | 2,118 | 38 | 5,172 | 12 | 823 | 34 | 2,148 | 6 | 60 | 15 |
| 9 | 870 | 13 | 669 | 12 | 672 | 7 | 3,011 | 19 | 997 | 11 | 1,619 | 4 | 347 | 17 | 519 | 6 | 60 | 16 |
| 3 | 108 | 6 | 272 | 8 | 461 | 3 | (D) | 11 | 442 | 11 | 2,068 | 3 | 218 | 5 | (D) | ... | ... | 17 |
| 13 | 436 | 4 | 196 | 6 | 233 | 5 | (D) | 17 | 679 | 16 | 1,485 | 5 | 258 | 12 | (D) | ... | ... | 18 |
| 9 | 591 | 12 | 1,114 | 6 | 302 | 11 | 2,978 | 23 | 1,239 | 4 | 248 | 2 | (D) | 23 | 1,101 | 7 | (D) | 19 |
| 4 | 216 | 12 | 1,114 | 6 | 302 | 10 | (D) | 12 | 773 | 2 | (D) | 2 | (D) | 15 | 893 | 4 | 76 | 20 |
| 5 | 375 | ... | ... | ... | ... | 1 | (D) | 11 | 466 | 2 | (D) | ... | ... | 8 | 208 | 3 | (D) | 21 |
| 32 | 2,569 | 28 | 1,610 | 18 | 1,150 | 24 | 5,522 | 35 | 2,087 | 12 | 2,316 | 12 | 999 | 38 | 2,302 | 14 | 285 | 22 |
| 19 | 1,410 | 22 | 1,362 | 13 | 1,011 | 19 | 4,019 | 20 | 1,615 | 4 | 1,345 | 9 | 774 | 24 | 1,368 | 10 | 239 | 23 |
| 13 | 1,159 | 6 | 248 | 5 | 139 | 5 | 1,503 | 15 | 472 | 8 | 971 | 3 | 225 | 14 | 934 | 4 | 46 | 24 |
| 33 | 3,087 | 37 | 1,619 | 23 | 1,977 | 19 | 6,573 | 54 | 2,649 | 15 | 2,626 | 13 | 921 | 37 | 1,303 | 9 | 122 | 25 |
| 12 | 1,196 | 20 | (D) | 15 | 1,287 | 13 | 4,309 | 25 | 1,407 | 10 | 2,023 | 7 | 576 | 20 | 627 | 2 | (D) | 26 |
| 7 | 1,087 | 16 | 663 | 6 | (D) | 5 | (D) | 12 | 575 | 4 | (D) | 3 | 226 | 9 | 279 | 4 | 76 | 27 |
| 14 | 804 | 1 | (D) | 2 | (D) | 1 | (D) | 17 | 667 | 1 | (D) | 3 | 119 | 8 | 397 | 3 | (D) | 28 |
| 11 | 573 | 2 | (D) | 2 | (D) | 1 | (D) | 9 | 682 | 2 | (D) | 3 | 126 | 5 | 75 | ... | ... | 29 |
| 3 | 145 | 2 | (D) | 2 | (D) | 1 | (D) | 6 | 463 | 2 | (D) | 1 | (D) | 5 | 75 | ... | ... | 30 |
| 8 | 428 | ... | ... | ... | ... | ... | ... | 3 | 219 | ... | ... | 2 | (D) | ... | ... | ... | ... | 31 |
| 17 | 1,077 | 4 | 232 | 4 | 38 | 7 | 1,956 | 11 | 540 | 13 | 1,116 | 4 | 205 | 10 | (D) | 1 | (D) | 32 |
| 7 | 423 | ... | ... | 2 | (D) | 2 | (D) | 1 | (D) | 5 | 183 | 3 | 83 | 2 | (D) | ... | ... | 33 |
| 7 | 798 | 7 | 532 | 5 | 332 | 7 | 1,440 | 9 | 611 | 4 | (D) | 7 | 416 | 13 | 343 | 2 | (D) | 34 |
| 3 | (D) | 7 | 532 | 5 | 332 | 7 | 1,440 | 9 | 611 | 3 | (D) | 7 | 416 | 13 | 343 | 2 | (D) | 35 |
| 4 | (D) | ... | ... | ... | ... | ... | ... | ... | ... | 1 | (D) | ... | ... | ... | ... | ... | ... | 36 |

RETAIL TRADE—AREA STATISTICS

Table 102A. RETAIL TRADE: 1948¹—PARISHES; CITIES OF 2,500 INHABITANTS OR MORE

Establishments and Sales

| Parish and city | Establishments, 1948 (Number) | Sales, 1948 (\$1,000) | Parish and city | Establishments, 1948 (Number) | Sales, 1948 (\$1,000) | Parish and city | Establishments, 1948 (Number) | Sales, 1948 (\$1,000) |
|------------------------------|----------------------------------|--------------------------|---|----------------------------------|--------------------------|----------------------------------|----------------------------------|--------------------------|
| Louisiana, total..... | 26,980 | 1,673,070 | Franklin Parish..... | 211 | 10,369 | Red River Parish..... | 96 | 4,026 |
| Acadia Parish..... | 480 | 24,237 | Winnsboro..... | 80 | 6,310 | Richland Parish..... | 240 | 12,488 |
| Crowley..... | 177 | 11,331 | Remainder of Parish..... | 131 | 4,059 | Sabine Parish..... | 180 | 6,412 |
| Rayne..... | 108 | 5,630 | Grant Parish..... | 136 | 4,067 | St. Bernard Parish..... | 92 | 3,123 |
| Remainder of Parish..... | 195 | 7,276 | Iberia Parish..... | 519 | 23,731 | St. Charles Parish..... | 135 | 4,644 |
| Allen Parish..... | 193 | 7,603 | Jeanerette..... | 89 | 3,818 | St. Helena Parish..... | 50 | 1,247 |
| Oakdale..... | 83 | 4,282 | New Iberia..... | 295 | 15,832 | St. James Parish..... | 148 | 5,369 |
| Remainder of Parish..... | 110 | 3,321 | Remainder of Parish..... | 135 | 4,081 | St. John The Baptist Parish..... | 156 | 4,707 |
| Ascension Parish..... | 251 | 9,383 | Iberville Parish..... | 296 | 10,960 | St. Landry Parish..... | 740 | 30,586 |
| Donaldsonville..... | 69 | 4,807 | Plaquemine..... | 109 | 4,936 | Eunice..... | 146 | 6,831 |
| Remainder of Parish..... | 182 | 4,576 | Remainder of Parish..... | 187 | 6,024 | Opelousas..... | 213 | 15,173 |
| Assumption Parish..... | 148 | 4,771 | Jackson Parish..... | 126 | 7,829 | Remainder of Parish..... | 381 | 8,582 |
| Avoyelles Parish..... | 432 | 13,169 | Jonesboro..... | 71 | 5,083 | St. Martin Parish..... | 266 | 7,116 |
| Bunkie..... | 97 | 5,385 | Remainder of Parish..... | 55 | 2,746 | St. Martinville..... | 83 | 2,402 |
| Remainder of Parish..... | 335 | 7,784 | Jefferson Parish..... | 855 | 42,632 | Remainder of Parish..... | 183 | 4,714 |
| Beauregard Parish..... | 167 | 8,952 | Gretna..... | 169 | 10,377 | St. Mary Parish..... | 428 | 19,396 |
| De Ridder..... | 96 | 6,927 | Harahan..... | 14 | 602 | Berwick..... | 43 | 1,396 |
| Remainder of Parish..... | 71 | 2,025 | Kenner..... | 45 | 1,489 | Franklin..... | 107 | 5,518 |
| Bienville Parish..... | 204 | 6,738 | Westwego..... | 97 | 3,630 | Morgan City..... | 139 | 8,012 |
| Bossier Parish..... | 301 | 16,352 | Remainder of Parish..... | 530 | 26,534 | Remainder of Parish..... | 139 | 4,470 |
| Bossier City..... | 147 | 11,100 | Jefferson Davis Parish..... | 313 | 17,605 | St. Tammany Parish..... | 346 | 12,979 |
| Remainder of Parish..... | 154 | 5,252 | Jennings..... | 138 | 10,394 | Covington..... | 112 | 6,306 |
| Caddo Parish..... | 1,631 | 166,799 | Lake Arthur..... | 39 | 1,107 | Slidell..... | 64 | 3,372 |
| Shreveport..... | 1,254 | 152,315 | Remainder of Parish..... | 136 | 6,104 | Remainder of Parish..... | 170 | 3,301 |
| Remainder of Parish..... | 377 | 14,484 | Lafayette Parish..... | 630 | 33,528 | Tangipahoa Parish..... | 514 | 29,959 |
| Calcasieu Parish..... | 1,000 | 70,991 | Lafayette..... | 395 | 26,999 | Amite City..... | 74 | 6,991 |
| De Quincy..... | 77 | 3,629 | Remainder of Parish..... | 235 | 6,529 | Hammond..... | 140 | 9,588 |
| Lake Charles..... | 438 | 44,528 | La Fourche Parish..... | 529 | 25,201 | Ponchatoula..... | 79 | 5,074 |
| Sulphur..... | 102 | 6,394 | Thibodaux..... | 142 | 11,219 | Remainder of Parish..... | 221 | 8,306 |
| Vinton..... | 43 | 1,527 | Remainder of Parish..... | 387 | 13,982 | Tensas Parish..... | 116 | 4,792 |
| Remainder of Parish..... | 340 | 14,913 | La Salle Parish..... | 146 | 6,345 | Terrebonne Parish..... | 462 | 23,693 |
| Caldwell Parish..... | 93 | 4,193 | Lincoln Parish..... | 206 | 12,085 | Houma..... | 229 | 16,610 |
| Cameron Parish..... | 77 | 1,602 | Ruston..... | 133 | 10,267 | Remainder of Parish..... | 233 | 7,083 |
| Catahoula Parish..... | 100 | 4,108 | Remainder of Parish..... | 73 | 1,818 | Union Parish..... | 174 | 7,574 |
| Claiborne Parish..... | 211 | 11,002 | Livingston Parish..... | 221 | 7,430 | Vermilion Parish..... | 544 | 18,352 |
| Homer..... | 84 | 5,512 | Madison Parish..... | 149 | 7,913 | Abbeville..... | 201 | 8,810 |
| Remainder of Parish..... | 127 | 5,490 | Tallulah..... | 119 | 7,136 | Kaplan..... | 111 | 3,965 |
| Concordia Parish..... | 114 | 4,879 | Remainder of Parish..... | 30 | 777 | Remainder of Parish..... | 232 | 5,577 |
| Ferriday..... | 61 | 3,422 | Morehouse Parish..... | 263 | 16,059 | Vernon Parish..... | 208 | 7,587 |
| Remainder of Parish..... | 53 | 1,457 | Bastrop..... | 148 | 12,400 | Leesville..... | 110 | 5,446 |
| De Soto Parish..... | 258 | 11,005 | Remainder of Parish..... | 115 | 4,019 | Remainder of Parish..... | 98 | 2,141 |
| Mansfield..... | 113 | 6,524 | Natchitoches Parish..... | 299 | 11,857 | Washington Parish..... | 378 | 21,203 |
| Remainder of Parish..... | 145 | 4,481 | Natchitoches..... | 136 | 8,429 | Bogalusa..... | 235 | 14,960 |
| East Baton Rouge Parish..... | 1,464 | 134,587 | Remainder of Parish..... | 163 | 3,428 | Remainder of Parish..... | 143 | 6,243 |
| Baton Rouge..... | 1,104 | 116,649 | Orleans Parish (coextensive with New Orleans)..... | 6,215 | 506,016 | Webster Parish..... | 390 | 21,428 |
| Remainder of Parish..... | 360 | 17,938 | Quachita Parish..... | 891 | 74,976 | Minden..... | 152 | 12,080 |
| East Carroll Parish..... | 113 | 6,532 | Monroe..... | 589 | 62,613 | Springhill..... | 72 | 4,421 |
| Lake Providence..... | 81 | 5,156 | West Monroe..... | 146 | 8,513 | Remainder of Parish..... | 166 | 4,927 |
| Remainder of Parish..... | 32 | 1,376 | Remainder of Parish..... | 156 | 3,850 | West Baton Rouge Parish..... | 98 | 3,891 |
| East Feliciana Parish..... | 123 | 4,095 | Plaquemines Parish..... | 125 | 3,839 | Port Allen..... | 36 | 1,676 |
| Jackson..... | 16 | 989 | Pointe Coupee Parish..... | 218 | 7,303 | Remainder of Parish..... | 62 | 2,215 |
| Remainder of Parish..... | 107 | 3,106 | New Roads..... | 62 | 4,353 | West Carroll Parish..... | 117 | 5,929 |
| Evangeline Parish..... | 329 | 9,243 | Remainder of Parish..... | 156 | 2,950 | West Feliciana Parish..... | 52 | 1,708 |
| Ville Platte..... | 124 | 5,095 | Rapides Parish..... | 879 | 58,529 | Winn Parish..... | 134 | 6,346 |
| Remainder of Parish..... | 205 | 4,148 | Alexandria..... | 533 | 46,758 | Winnfield..... | 87 | 5,417 |
| | | | Pineville..... | 62 | 3,803 | Remainder of Parish..... | 47 | 929 |
| | | | Remainder of Parish..... | 284 | 7,968 | | | |

Standard Notes: (D) Withheld to avoid disclosure. (NA) Not available.

¹Data in this table differ from those which appeared in the publications of the 1948 Census of Retail Trade. For a description of the adjustments see Comparison of 1948 and 1954 Censuses in the Introduction.

Table 103. RETAIL TRADE: 1954 — STANDARD METROPOLITAN AREAS
Establishments, Sales, Payroll, and Personnel, by Kind of Business

| Standard metropolitan area and kind of business | Establishments | | Sales | | Payroll, entire year (\$1,000) | Payroll, workweek ended nearest Nov. 15 | | Paid employees, workweek ended nearest Nov. 15 | | Proprietors (unincorporated businesses only) ¹ (Number) |
|---|-----------------------------|-----------------------|--|---------------------------------------|--------------------------------|---|-------------------------|--|------------------------|--|
| | Total ¹ (Number) | With payroll (Number) | Total, all establishments ¹ (\$1,000) | Establishments with payroll (\$1,000) | | Total (Dollars) | Full workweek (Dollars) | Total (Number) | Full workweek (Number) | |
| BATON ROUGE STANDARD METROPOLITAN AREA--Coextensive with East Baton Rouge Parish, La. | | | | | | | | | | |
| Retail trade, total..... | 1,455 | 1,061 | 197,760 | 188,710 | 21,735 | 466,465 | 451,761 | 10,102 | 9,280 | 1,360 |
| Food Stores | | | | | | | | | | |
| Total..... | 347 | 161 | 38,780 | 34,668 | 2,101 | 43,400 | 41,592 | 1,055 | 922 | 370 |
| Grocery stores..... | 308 | 140 | 36,541 | 32,601 | 1,948 | 40,407 | 38,785 | 1,008 | 855 | 328 |
| Meat markets..... | 9 | 7 | 1,491 | (D) | 64 | 1,229 | 1,201 | 27 | 26 | 11 |
| Fish (seafood) markets..... | 7 | 3 | 271 | 239 | 12 | 354 | 354 | 5 | 5 | 7 |
| Fruit stores, vegetable markets..... | 2 | 2 | (D) | (D) | (D) | (D) | (D) | (D) | (D) | (D) |
| Candy, nut, confectionery stores..... | 8 | 2 | 132 | (D) | (D) | (D) | (D) | (D) | (D) | (D) |
| Bakery products stores..... | 10 | 6 | 244 | 224 | 54 | 816 | 786 | 26 | 24 | 12 |
| Bakeries, with baking on premises..... | (NA) | 6 | (NA) | 224 | 54 | 816 | 786 | 26 | 24 | (NA) |
| Bakeries, without baking on premises..... | (NA) | ••• | (NA) | ••• | ••• | ••• | ••• | ••• | ••• | (NA) |
| Delicatessen stores..... | ••• | ••• | ••• | ••• | ••• | ••• | ••• | ••• | ••• | ••• |
| Food stores, n.e.c..... | 3 | 1 | (D) | (D) | (D) | (D) | (D) | (D) | (D) | (D) |
| Eating, Drinking Places | | | | | | | | | | |
| Total..... | 241 | 193 | 12,064 | 11,190 | 2,182 | 47,887 | 45,894 | 1,607 | 1,440 | 244 |
| Eating places (except refreshment stands)..... | 128 | 106 | 7,803 | 7,469 | 1,681 | 37,129 | 35,536 | 1,287 | 1,156 | 127 |
| Restaurants, cafeterias..... | (NA) | 105 | (NA) | (D) | (D) | (D) | (D) | (D) | (D) | (NA) |
| Caterers..... | (NA) | ••• | (NA) | ••• | ••• | ••• | ••• | ••• | ••• | (NA) |
| In-plant food contractors..... | (NA) | 1 | (NA) | (D) | (D) | (D) | (D) | (D) | (D) | (NA) |
| Refreshment stands..... | 16 | 12 | 853 | 815 | 164 | 3,245 | 2,959 | 87 | 67 | 12 |
| Drinking places..... | 97 | 75 | 3,408 | 2,906 | 337 | 7,513 | 7,399 | 233 | 217 | 105 |
| General Merchandise Group | | | | | | | | | | |
| Total..... | 54 | 40 | 23,328 | 23,090 | 3,228 | 85,071 | 80,702 | 2,059 | 1,838 | 43 |
| Department stores..... | 6 | 6 | 15,926 | 15,926 | 2,390 | 70,431 | 67,854 | 1,556 | 1,481 | ••• |
| Dry goods, general merchandise stores..... | 21 | 11 | 1,800 | 1,636 | 231 | 4,123 | 4,021 | 126 | 113 | 19 |
| General stores..... | 13 | 13 | 2,396 | 2,396 | 217 | 3,585 | 3,509 | 93 | 87 | 15 |
| Variety stores..... | 14 | 10 | 3,206 | 3,132 | 390 | 6,932 | 5,318 | 284 | 157 | 9 |
| Apparel, Accessories Stores | | | | | | | | | | |
| Total..... | 111 | 105 | 15,799 | 15,603 | 1,973 | 42,419 | 40,090 | 945 | 799 | 57 |
| Shoe stores..... | 29 | 27 | 2,893 | (D) | 351 | 6,921 | 6,208 | 161 | 111 | 10 |
| Men's shoe stores..... | (NA) | 3 | (NA) | (D) | 26 | 454 | 446 | 8 | 7 | (NA) |
| Women's shoe stores..... | (NA) | 7 | (NA) | 1,091 | 146 | 2,739 | 2,374 | 69 | 39 | (NA) |
| Children's, juveniles' shoe stores..... | (NA) | 6 | (NA) | 376 | 41 | 883 | 868 | 23 | 22 | (NA) |
| Family shoe stores..... | (NA) | 11 | (NA) | 1,040 | 138 | 2,845 | 2,520 | 61 | 43 | (NA) |
| Men's, boys' clothing and furnishings stores..... | 17 | 17 | 2,764 | 2,764 | 332 | 6,950 | 6,727 | 123 | 116 | 13 |
| Men's, boys' clothing stores..... | 15 | 15 | (D) | (D) | (D) | (D) | (D) | (D) | (D) | (D) |
| Men's, boys' furnishings stores..... | 2 | 2 | (D) | (D) | (D) | (D) | (D) | (D) | (D) | (D) |
| Family clothing stores..... | 16 | 16 | 4,167 | 4,167 | 631 | 15,400 | 14,515 | 300 | 244 | 7 |
| Women's clothing, specialty stores..... | 41 | 39 | 5,533 | (D) | 631 | 12,409 | 12,108 | 341 | 313 | 19 |
| Ready-to-wear stores..... | (NA) | 32 | (NA) | 5,133 | 578 | 11,390 | 11,116 | 313 | 288 | (NA) |
| Millinery stores..... | (NA) | 4 | (NA) | 203 | 33 | 685 | 671 | 19 | 17 | (NA) |
| Clothing, specialty stores, n.e.c..... | (NA) | 3 | (NA) | 183 | 20 | 334 | 321 | 9 | 8 | (NA) |
| Children's, infants' wear stores..... | 4 | 4 | (D) | (D) | (D) | (D) | (D) | (D) | (D) | (D) |
| Apparel stores, n.e.c..... | 2 | 2 | (D) | (D) | (D) | (D) | (D) | (D) | (D) | (D) |
| Furniture, Home Furnishings, Appliance Dealers | | | | | | | | | | |
| Total..... | 87 | 77 | 12,337 | 12,151 | 1,857 | 34,418 | 33,722 | 651 | 623 | 79 |
| Furniture, home furnishings stores..... | 54 | 48 | 8,217 | 8,115 | 1,187 | 20,851 | 20,336 | 401 | 386 | 49 |
| Furniture stores..... | (NA) | 36 | (NA) | 7,350 | 1,061 | 17,925 | 17,700 | 334 | 324 | (NA) |
| Floor covering stores..... | (NA) | 2 | (NA) | (D) | (D) | (D) | (D) | (D) | (D) | (NA) |
| Home furnishings stores, n.e.c., antique stores..... | (NA) | 10 | (NA) | (D) | (D) | (D) | (D) | (D) | (D) | (NA) |
| Household appliance, radio, TV stores..... | 33 | 29 | 4,120 | 4,036 | 670 | 13,567 | 13,386 | 250 | 242 | 30 |
| Household appliance stores..... | (NA) | 15 | (NA) | 2,188 | 424 | 8,883 | 8,760 | 147 | 143 | (NA) |
| Appliance, radio, TV stores..... | (NA) | 8 | (NA) | 980 | 117 | 2,272 | 2,231 | 61 | 58 | (NA) |
| Radio, TV stores..... | (NA) | 6 | (NA) | 868 | 129 | 2,412 | 2,395 | 42 | 41 | (NA) |
| Automotive Group | | | | | | | | | | |
| Total..... | 73 | 59 | 40,003 | 38,889 | 3,765 | 70,963 | 70,207 | 942 | 915 | 74 |
| Passenger car dealers (franchised)..... | 19 | 19 | 30,609 | 30,609 | 2,993 | 56,977 | 56,661 | 692 | 684 | 11 |
| Passenger car dealers (nonfranchised)..... | 24 | 16 | 4,645 | 3,655 | 166 | 3,927 | 3,887 | 74 | 72 | 34 |
| Tire, battery, accessory dealers..... | 24 | 18 | 3,852 | 3,728 | 560 | 9,286 | 8,886 | 167 | 150 | 24 |
| Motorcycle, aircraft, boat dealers..... | 4 | 4 | (D) | (D) | (D) | (D) | (D) | (D) | (D) | (D) |
| Household trailer dealers..... | 2 | 2 | (D) | (D) | (D) | (D) | (D) | (D) | (D) | (D) |
| Automotive dealers, n.e.c..... | ••• | ••• | ••• | ••• | ••• | ••• | ••• | ••• | ••• | ••• |
| Gasoline Service Stations | | | | | | | | | | |
| Total..... | 175 | 157 | 14,292 | 13,848 | 1,504 | 30,865 | 30,304 | 747 | 711 | 177 |
| Lumber, Bldg. Mats., Hardware, Farm Equipment Dealers | | | | | | | | | | |
| Total..... | 78 | 58 | 16,939 | 16,493 | 2,080 | 44,891 | 44,748 | 729 | 723 | 67 |
| Farm equipment dealers..... | 4 | 4 | 1,001 | 1,001 | 99 | 2,120 | 2,120 | 31 | 31 | 3 |
| Lumber, building materials dealers..... | 32 | 28 | 11,053 | 10,913 | 1,324 | 31,121 | 31,027 | 504 | 501 | 27 |
| Paint, glass, wallpaper stores..... | 15 | 13 | (D) | (D) | (D) | (D) | (D) | (D) | (D) | (D) |
| Plumbing, electrical supply stores..... | 3 | 3 | (D) | (D) | (D) | (D) | (D) | (D) | (D) | (D) |
| Hardware stores..... | 24 | 10 | 1,995 | (D) | 212 | 3,583 | 3,534 | 78 | 75 | 25 |
| Drug Stores, Proprietary Stores | | | | | | | | | | |
| Total..... | 74 | 70 | 7,520 | 7,396 | 891 | 16,638 | 15,438 | 468 | 402 | 69 |
| Drug stores..... | (NA) | 67 | (NA) | 7,330 | 887 | 16,616 | 15,416 | 466 | 400 | (NA) |
| Proprietary stores..... | (NA) | 3 | (NA) | 66 | 4 | 22 | 22 | 2 | 2 | (NA) |
| Other Retail Stores | | | | | | | | | | |
| Total..... | 164 | 120 | 12,117 | 11,387 | 1,606 | 32,325 | 31,629 | 605 | 567 | 133 |
| Liquor stores..... | 43 | 31 | 2,789 | 2,485 | 189 | 3,653 | 3,590 | 92 | 85 | 36 |
| Fuel, ice dealers..... | 6 | 4 | 1,039 | (D) | 207 | 4,308 | 4,305 | 73 | 72 | 3 |
| Fuel dealers (coal, wood)..... | (NA) | ••• | (NA) | ••• | ••• | ••• | ••• | ••• | ••• | (NA) |
| Liquefied petroleum gas dealers..... | (NA) | 3 | (NA) | (D) | (D) | (D) | (D) | (D) | (D) | (NA) |
| Fuel oil dealers..... | (NA) | ••• | (NA) | ••• | ••• | ••• | ••• | ••• | ••• | (NA) |
| Ice dealers..... | (NA) | 1 | (NA) | (D) | (D) | (D) | (D) | (D) | (D) | (NA) |
| Hay, grain, feed stores..... | 4 | 4 | (D) | (D) | (D) | (D) | (D) | (D) | (D) | (D) |
| Farm, garden supply stores..... | 6 | 4 | 265 | 265 | 24 | 532 | 532 | 16 | 16 | 4 |

Standard Notes: (D) Withheld to avoid disclosure. (NA) Not available. n.e.c. Not elsewhere classified. XXX Not applicable. (Z) Less than \$500. ... Represents zero.
¹ Group totals may include data for establishments without payroll which could not be classified by detailed kind of business.

RETAIL TRADE—AREA STATISTICS

Table 103. RETAIL TRADE: 1954 — STANDARD METROPOLITAN AREAS — Continued

Establishments, Sales, Payroll, and Personnel, by Kind of Business

| Standard metropolitan area and kind of business | Establishments | | Sales | | Payroll, entire year (\$1,000) | Payroll, workweek ended nearest Nov. 15 | | Paid employees, workweek ended nearest Nov. 15 | | Proprietors (unincorporated businesses only) ¹ (Number) |
|---|-----------------------------|-----------------------|--|---------------------------------------|--------------------------------|---|-------------------------|--|------------------------|--|
| | Total ¹ (Number) | With payroll (Number) | Total, all establishments ² (\$1,000) | Establishments with payroll (\$1,000) | | Total (Dollars) | Full workweek (Dollars) | Total (Number) | Full workweek (Number) | |
| BATON ROUGE STANDARD METROPOLITAN AREA--Con. | | | | | | | | | | |
| Other Retail Stores--Con. | | | | | | | | | | |
| Jewelry stores..... | 15 | 13 | 2,134 | (D) | 389 | 8,472 | 8,189 | 123 | 117 | 8 |
| Book stores..... | 7 | 7 | 583 | 583 | 32 | 683 | 649 | 18 | 16 | 5 |
| Stationery stores..... | 5 | 3 | 1,023 | (D) | 152 | 2,787 | 2,737 | 45 | 43 | 7 |
| Sporting goods stores..... | 6 | 6 | 542 | 542 | 85 | 1,666 | 1,624 | 26 | 24 | 3 |
| Bicycle stores..... | 2 | | (D) | (D) | (D) | (D) | (D) | (D) | (D) | (D) |
| Florists..... | 17 | 11 | 622 | 570 | 108 | 2,254 | 2,195 | 46 | 42 | 15 |
| Cigar stores, stands..... | 1 | 1 | (D) | (D) | (D) | (D) | (D) | (D) | (D) | (D) |
| News dealers, newsstands..... | 3 | 1 | (D) | (D) | (D) | (D) | (D) | (D) | (D) | (D) |
| Gift, novelty, souvenir stores..... | 5 | 3 | 104 | (D) | 7 | 120 | 110 | 5 | 4 | 6 |
| Music stores..... | 12 | 6 | 545 | 453 | 52 | 1,290 | 1,290 | 23 | 23 | 10 |
| Camera, photographic supply stores..... | 3 | 3 | (D) | (D) | (D) | (D) | (D) | (D) | (D) | (D) |
| Luggage, leather goods stores..... | 3 | 1 | 102 | (D) | (D) | (D) | (D) | (D) | (D) | (D) |
| Optical goods stores..... | *** | *** | *** | *** | *** | *** | *** | *** | *** | *** |
| Office, store machine and equipment dealers..... | 3 | 1 | 63 | (D) | (D) | (D) | (D) | (D) | (D) | (D) |
| Retail stores (except second-hand) n.e.c..... | 9 | 9 | 348 | 348 | 55 | 1,342 | 1,257 | 35 | 26 | 5 |
| Second-hand stores..... | 8 | 8 | 240 | 240 | 33 | 597 | 562 | 16 | 13 | 8 |
| Nonstore Retailers | | | | | | | | | | |
| Total..... | 51 | 21 | 4,581 | 3,995 | 548 | 17,588 | 17,435 | 344 | 335 | 47 |
| Mail order houses..... | 1 | 1 | (D) | (D) | (D) | (D) | (D) | (D) | (D) | (D) |
| Direct selling (house-to-house) organizations..... | 39 | 13 | 2,142 | 1,608 | 332 | 6,769 | 6,655 | 172 | 166 | 36 |
| Merchandise vending machine operators..... | 11 | 7 | (D) | (D) | (D) | (D) | (D) | (D) | (D) | (D) |
| NEW ORLEANS STANDARD METROPOLITAN AREA--Consists of Jefferson, Orleans, and St. Bernard Parishes, La. | | | | | | | | | | |
| Retail trade, total..... | 7,230 | 4,222 | 762,523 | 705,505 | 91,451 | 1,834,483 | 1,661,882 | 40,405 | 34,627 | 7,421 |
| Food Stores | | | | | | | | | | |
| Total..... | 1,956 | 754 | 153,055 | 126,749 | 8,477 | 169,207 | 159,520 | 4,230 | 3,679 | 2,157 |
| Grocery stores..... | 1,499 | 537 | 135,762 | 113,784 | 6,993 | 139,355 | 130,885 | 3,501 | 3,014 | 1,666 |
| Meat markets..... | 135 | 71 | 6,990 | 4,752 | 340 | 7,003 | 6,731 | 145 | 134 | 142 |
| Fish (seafood) markets..... | 56 | 24 | 2,611 | 1,933 | 119 | 2,379 | 2,088 | 58 | 49 | 64 |
| Fruit stores, vegetable markets..... | 52 | 12 | 889 | 407 | 30 | 486 | 481 | 14 | 14 | 58 |
| Candy, nut, confectionery stores..... | 65 | 17 | 1,450 | 946 | 173 | 3,413 | 3,376 | 85 | 83 | 69 |
| Bakery products stores..... | 70 | 46 | 3,232 | 2,934 | 658 | 13,629 | 13,136 | 346 | 316 | 69 |
| Bakeries, with baking on premises..... | (NA) | 42 | (NA) | 2,679 | 596 | 12,302 | 11,824 | 312 | 284 | (NA) |
| Bakeries, without baking on premises..... | (NA) | 4 | (NA) | 255 | 62 | 1,327 | 34 | 34 | 32 | (NA) |
| Delicatessen stores..... | 9 | 9 | (D) | (D) | (D) | (D) | (D) | (D) | (D) | (D) |
| Food stores, n.e.c..... | 64 | 38 | (D) | (D) | (D) | (D) | (D) | (D) | (D) | (D) |
| Eating, Drinking Places | | | | | | | | | | |
| Total..... | 1,846 | 1,220 | 77,454 | 67,736 | 12,129 | 251,772 | 241,273 | 8,056 | 7,404 | 2,055 |
| Eating places (except refreshment stands)..... | 680 | 496 | 41,313 | 38,535 | 7,863 | 165,456 | 158,806 | 5,583 | 5,136 | 730 |
| Restaurants, cafeterias..... | (NA) | 488 | (NA) | 37,421 | 7,589 | 160,228 | 153,578 | 5,412 | 4,975 | (NA) |
| Caterers..... | (NA) | 4 | (NA) | (D) | (D) | (D) | (D) | (D) | (D) | (NA) |
| In-plant food contractors..... | (NA) | 4 | (NA) | (D) | (D) | (D) | (D) | (D) | (D) | (NA) |
| Refreshment stands..... | 91 | 55 | 2,230 | 1,922 | 316 | 5,903 | 5,409 | 211 | 174 | 104 |
| Drinking places..... | 1,065 | 669 | 33,775 | 27,279 | 3,950 | 80,413 | 77,058 | 2,262 | 2,094 | 1,209 |
| General Merchandise Group | | | | | | | | | | |
| Total..... | 225 | 131 | 115,305 | 114,113 | 18,339 | 354,869 | 250,012 | 9,109 | 6,143 | 196 |
| Department stores..... | 10 | 10 | 83,669 | 83,669 | 13,956 | 266,447 | 166,835 | 6,518 | 3,980 | *** |
| Dry goods, general merchandise stores..... | 141 | 77 | 10,577 | 9,753 | 1,296 | 26,188 | 25,563 | 585 | 540 | 140 |
| General stores..... | 14 | 10 | 496 | 468 | 36 | 557 | 547 | 20 | 19 | 12 |
| Variety stores..... | 58 | 34 | 20,475 | 20,223 | 3,051 | 61,677 | 57,067 | 1,986 | 1,604 | 42 |
| Apparel, Accessories Stores | | | | | | | | | | |
| Total..... | 434 | 336 | (D) | (D) | (D) | (D) | (D) | (D) | (D) | (D) |
| Shoe stores..... | 110 | 94 | 13,495 | 13,169 | 1,838 | 33,807 | 31,740 | 641 | 510 | 67 |
| Men's shoe stores..... | (NA) | 21 | (NA) | 2,202 | 294 | 5,465 | 5,290 | 85 | 70 | (NA) |
| Women's shoe stores..... | (NA) | 14 | (NA) | 4,199 | 545 | 9,101 | 8,219 | 173 | 114 | (NA) |
| Children's, juveniles' shoe stores..... | (NA) | 5 | (NA) | 286 | 45 | 951 | 859 | 20 | 15 | (NA) |
| Family shoe stores..... | (NA) | 54 | (NA) | 6,482 | 954 | 18,290 | 17,372 | 363 | 311 | (NA) |
| Men's, boys' clothing and furnishings stores..... | (NA) | 69 | (NA) | 9,362 | 1,317 | 21,689 | 20,970 | 425 | 388 | (NA) |
| Men's, boys' clothing stores..... | (NA) | 40 | (NA) | 6,961 | 1,071 | 18,239 | 17,629 | 345 | 316 | (NA) |
| Men's, boys' furnishings stores..... | (NA) | 29 | (NA) | 2,401 | 246 | 3,450 | 3,341 | 80 | 72 | (NA) |
| Family clothing stores..... | (NA) | 43 | (NA) | 11,113 | 2,062 | 41,058 | 38,726 | 858 | 741 | (NA) |
| Women's clothing, specialty stores..... | 103 | 89 | 24,500 | 24,360 | 2,815 | 54,950 | 51,097 | 1,334 | 1,127 | 59 |
| Ready-to-wear stores..... | (NA) | 54 | (NA) | 21,019 | 2,360 | 45,837 | 42,291 | 1,147 | 956 | (NA) |
| Millinery stores..... | (NA) | 19 | (NA) | 1,755 | 301 | 6,282 | 5,992 | 120 | 106 | (NA) |
| Clothing, specialty stores, n.e.c..... | (NA) | 16 | (NA) | 1,586 | 154 | 2,831 | 2,814 | 67 | 65 | (NA) |
| Children's, infants' wear stores..... | 30 | 22 | 2,506 | 2,398 | 233 | 4,837 | 4,224 | 194 | 153 | 41 |
| Apparel stores, n.e.c..... | 33 | 19 | 1,060 | (D) | (D) | (D) | (D) | (D) | (D) | (D) |
| Furniture, Home Furnishings, Appliance Dealers | | | | | | | | | | |
| Total..... | 299 | 233 | 43,472 | 42,084 | 6,250 | 122,498 | 120,267 | 2,017 | 1,922 | 274 |
| Furniture, home furnishings stores..... | 213 | 169 | 34,810 | 33,756 | 5,102 | 101,475 | 99,737 | 1,673 | 1,591 | 196 |
| Floor covering stores..... | (NA) | 105 | (NA) | 28,178 | 4,191 | 83,397 | 82,386 | 1,335 | 1,282 | (NA) |
| Home furnishings stores, n.e.c., antique stores..... | (NA) | 13 | (NA) | 1,040 | 155 | 3,145 | 3,075 | 54 | 52 | (NA) |
| Household appliances, radio, TV stores..... | (NA) | 51 | (NA) | 4,538 | 756 | 14,933 | 14,274 | 284 | 257 | (NA) |
| Household appliance stores..... | 86 | 64 | 8,662 | 8,328 | 1,148 | 21,023 | 20,530 | 344 | 331 | 78 |
| Appliance, radio, TV stores..... | (NA) | 31 | (NA) | 3,747 | 578 | 11,324 | 11,080 | 195 | 189 | (NA) |
| Radio, TV stores..... | (NA) | 19 | (NA) | 3,580 | 385 | 7,029 | 6,791 | 101 | 96 | (NA) |
| Automotive Group | (NA) | 14 | (NA) | 1,001 | 185 | 2,670 | 2,659 | 48 | 46 | (NA) |
| Total..... | 239 | 165 | (D) | (D) | (D) | (D) | (D) | (D) | (D) | (D) |
| Passenger car dealers (franchised)..... | 44 | 40 | 85,011 | 84,927 | 8,544 | 153,978 | 153,341 | 1,983 | 1,965 | 25 |
| Passenger car dealers (nonfranchised)..... | 103 | 59 | 14,143 | 12,666 | 488 | 10,250 | 10,130 | 170 | 164 | 116 |
| Tire, battery, accessory dealers..... | 67 | 47 | 8,299 | 7,963 | 1,148 | 20,161 | 19,438 | 353 | 317 | 38 |
| Motorcycle, aircraft, boat dealers..... | 16 | 12 | 1,461 | 1,429 | 108 | 2,665 | 2,515 | 43 | 37 | 16 |
| Household trailer dealers..... | 5 | 5 | (D) | (D) | (D) | (D) | (D) | (D) | (D) | (D) |
| Automotive dealers, n.e.c..... | 2 | 2 | (D) | (D) | (D) | (D) | (D) | (D) | (D) | (D) |

Standard Notes: (D) Withheld to avoid disclosure. (NA) Not available. n.e.c. Not elsewhere classified. XXX Not applicable. (Z) Less than \$500. ... Represents zero.
¹ Group totals may include data for establishments without payroll which could not be classified by detailed kind of business.

Table 103. RETAIL TRADE: 1954 — STANDARD METROPOLITAN AREAS — Continued
Establishments, Sales, Payroll, and Personnel, by Kind of Business

| Standard metropolitan area and kind of business | Establishments | | Sales | | Payroll, entire year (\$1,000) | Payroll, workweek ended nearest Nov. 15 | | Paid employees, workweek ended nearest Nov. 15 | | Proprietors (unincorporated businesses only) ¹ (Number) |
|--|--------------------|--------------|--|-----------------------------|--------------------------------|---|---------------|--|---------------|--|
| | Total ¹ | With payroll | Total, all establishments ¹ | Establishments with payroll | | Total | Full workweek | Total | Full workweek | |
| | (Number) | (Number) | (\$1,000) | (\$1,000) | (Dollars) | (Dollars) | (Number) | (Number) | (Number) | |
| NEW ORLEANS STANDARD METROPOLITAN AREA--Con. | | | | | | | | | | |
| Gasoline Service Stations | | | | | | | | | | |
| Total | 506 | 422 | 44,644 | 42,322 | 4,106 | 87,219 | 84,179 | 1,820 | 1,690 | 486 |
| Lumber, Bldg. Matis., Hardware, Farm Equipment Dealers | | | | | | | | | | |
| Total | 266 | 174 | 39,130 | 37,160 | 5,774 | 109,735 | 102,899 | 1,610 | 1,484 | 261 |
| Farm equipment dealers | 5 | 5 | 1,312 | 1,312 | 152 | 1,960 | 1,948 | 30 | 29 | 2 |
| Lumber, building materials dealers | 72 | 62 | 27,806 | 27,470 | 4,624 | 90,668 | 84,197 | 1,238 | 1,136 | 47 |
| Paint, glass, wallpaper stores | 11 | 9 | 793 | (D) | 104 | 1,911 | 1,895 | 35 | 34 | 6 |
| Plumbing, electrical supply stores | 16 | 14 | 1,754 | (D) | 320 | 5,120 | 5,060 | 40 | 78 | 18 |
| Hardware stores | 162 | 84 | 7,465 | 5,937 | 574 | 10,076 | 9,799 | 227 | 207 | 188 |
| Drug Stores, Proprietary Stores | | | | | | | | | | |
| Total | 305 | 271 | (D) | (D) | (D) | (D) | (D) | (D) | (D) | (D) |
| Drug stores | (NA) | 264 | (NA) | 30,818 | 4,425 | 86,811 | 81,362 | 2,384 | 2,123 | (NA) |
| Proprietary stores | (NA) | 7 | (NA) | (D) | (D) | (D) | (D) | (D) | (D) | (NA) |
| Other Retail Stores | | | | | | | | | | |
| Total | 748 | 436 | 43,354 | 38,912 | 5,939 | 117,860 | 114,636 | 2,218 | 2,074 | 737 |
| Liquor stores | 114 | 66 | 6,595 | 5,485 | 339 | 6,729 | 6,557 | 176 | 162 | 108 |
| Fuel, ice dealers | 45 | 13 | 1,179 | 993 | 217 | 4,719 | 4,670 | 95 | 92 | 43 |
| Fuel dealers (coal, wood) | (NA) | 2 | (D) | (D) | (D) | (D) | (D) | (D) | (D) | (NA) |
| Liquefied petroleum gas dealers | (NA) | 5 | (NA) | (D) | (D) | (D) | (D) | (D) | (D) | (NA) |
| Fuel oil dealers | (NA) | 3 | (NA) | (D) | (D) | (D) | (D) | (D) | (D) | (NA) |
| Ice dealers | (NA) | 3 | (NA) | 137 | 38 | 488 | 488 | 11 | 11 | (NA) |
| Hay, grain, feed stores | 14 | 12 | 1,424 | (D) | 86 | 1,422 | 1,382 | 34 | 31 | 12 |
| Farm, garden supply stores | 6 | 5 | 1,874 | 1,874 | 181 | 3,651 | 3,651 | 46 | 46 | 4 |
| Jewelry stores | 72 | 56 | 9,145 | 8,945 | 1,731 | 31,985 | 31,254 | 562 | 538 | 71 |
| Book stores | 16 | 12 | 1,276 | 1,224 | 236 | 2,858 | 2,693 | 58 | 52 | 11 |
| Stationery stores | 26 | 14 | 1,638 | 1,480 | 307 | 6,564 | 6,427 | 118 | 114 | 20 |
| Sporting goods stores | 25 | 15 | 1,925 | 1,669 | 207 | 3,818 | 3,782 | 69 | 65 | 23 |
| Bicycle stores | 11 | 5 | 332 | 220 | 24 | 457 | 349 | 13 | 9 | 13 |
| Florists | 73 | 49 | 3,206 | 2,952 | 471 | 9,616 | 9,078 | 205 | 175 | 78 |
| Cigar stores, stands | 17 | 17 | 1,065 | 1,059 | 104 | 1,926 | 1,780 | 46 | 40 | 3 |
| News dealers, newsstands | 23 | 5 | 803 | 299 | 65 | 451 | 420 | 16 | 14 | 27 |
| Gift, novelty, souvenir stores | 62 | 34 | 1,099 | 795 | 106 | 2,937 | 2,733 | 82 | 75 | 59 |
| Music stores | 21 | 19 | 2,543 | (D) | 482 | 10,790 | 10,646 | 164 | 158 | 18 |
| Camera, photographic supply stores | 3 | 3 | (D) | (D) | (D) | (D) | (D) | (D) | (D) | (D) |
| Luggage, leather goods stores | 5 | 5 | (D) | (D) | (D) | (D) | (D) | (D) | (D) | (D) |
| Optical goods stores | 19 | 15 | 804 | 742 | 158 | 3,233 | 3,233 | 50 | 50 | 19 |
| Office, store machine and equipment dealers | 15 | 9 | 746 | 700 | 146 | 2,752 | 2,742 | 59 | 58 | 22 |
| Retail stores (except second-hand) n.e.c. | 51 | 51 | 2,401 | 2,401 | 391 | 8,028 | 7,715 | 166 | 153 | 49 |
| Second-hand stores | 66 | 30 | 3,581 | 3,165 | 519 | 10,790 | 10,423 | 186 | 171 | 68 |
| Nonstore Retailers | | | | | | | | | | |
| Total | 406 | 80 | 41,401 | 36,083 | 7,188 | 185,343 | 170,004 | 2,850 | 2,603 | 418 |
| Mail order houses | 1 | 1 | (D) | (D) | (D) | (D) | (D) | (D) | (D) | (D) |
| Direct selling (house-to-house) organizations | 377 | 59 | 34,236 | 29,066 | 6,679 | 175,280 | 160,141 | 2,696 | 2,457 | 385 |
| Merchandise vending machine operators | 28 | 20 | (D) | (D) | (D) | (D) | (D) | (D) | (D) | (D) |
| SHREVEPORT STANDARD METROPOLITAN AREA--Consists of Caddo and Bossier Parishes, La. | | | | | | | | | | |
| Retail trade, total | 2,182 | 1,488 | 246,370 | 232,672 | 26,861 | 517,846 | 497,693 | 11,422 | 10,325 | 2,119 |
| Food Stores | | | | | | | | | | |
| Total | 565 | 291 | 58,074 | 51,396 | 4,032 | 71,661 | 67,955 | 1,715 | 1,502 | 596 |
| Grocery stores | 515 | 261 | 52,337 | 45,851 | 3,344 | 59,400 | 56,384 | 1,465 | 1,271 | 553 |
| Meat markets | 8 | 6 | 3,933 | (D) | 361 | 6,035 | 5,999 | 109 | 106 | 7 |
| Fish (seafood) markets | 6 | 4 | 230 | (D) | (D) | (D) | (D) | (D) | (D) | (D) |
| Fruit stores, vegetable markets | 3 | 1 | (D) | (D) | (D) | (D) | (D) | (D) | (D) | (D) |
| Candy, nut, confectionery stores | 12 | 6 | 238 | 190 | 26 | 346 | 231 | 11 | 7 | 10 |
| Bakery products stores | 9 | 9 | (D) | (D) | (D) | (D) | (D) | (D) | (D) | (D) |
| Bakeries, with baking on premises | 9 | 9 | (D) | (D) | (D) | (D) | (D) | (D) | (D) | (D) |
| Bakeries, without baking on premises | ... | ... | ... | ... | ... | ... | ... | ... | ... | ... |
| Delicatessen stores | ... | ... | ... | ... | ... | ... | ... | ... | ... | ... |
| Food stores, n.e.c. | 8 | 4 | 561 | 515 | 63 | 1,064 | 1,050 | 22 | 21 | 6 |
| Eating, Drinking Places | | | | | | | | | | |
| Total | 355 | 277 | 15,240 | 14,028 | 2,596 | 51,395 | 48,700 | 1,877 | 1,712 | 373 |
| Eating places (except refreshment stands) | 201 | 163 | 9,686 | 9,156 | 2,051 | 40,827 | 39,096 | 1,536 | 1,427 | 209 |
| Restaurants, cafeterias | (NA) | 162 | (NA) | (D) | (D) | (D) | (D) | (D) | (D) | (NA) |
| Caterers | (NA) | 1 | (NA) | (D) | (D) | (D) | (D) | (D) | (D) | (NA) |
| In-plant food contractors | (NA) | ... | (NA) | ... | ... | ... | ... | ... | ... | (NA) |
| Refreshment stands | 24 | 14 | 480 | 372 | 54 | 1,057 | 585 | 38 | 22 | 24 |
| Drinking places | 128 | 100 | 5,004 | 4,500 | 491 | 9,511 | 9,019 | 303 | 263 | 138 |
| General Merchandise Group | | | | | | | | | | |
| Total | 105 | 75 | 25,610 | 25,076 | 3,465 | 67,249 | 60,619 | 1,725 | 1,353 | 92 |
| Department stores | 4 | 4 | 16,331 | 16,331 | 2,377 | 45,308 | 40,248 | 947 | 746 | ... |
| Dry goods, general merchandise stores | 52 | 28 | 3,640 | 3,252 | 416 | 7,724 | 7,412 | 222 | 191 | 49 |
| General stores | 29 | 23 | 1,772 | 1,626 | 91 | 1,767 | 1,613 | 56 | 44 | 34 |
| Variety stores | 20 | 20 | 3,867 | 3,867 | 581 | 12,450 | 11,346 | 500 | 372 | 9 |

Standard Notes: (D) Withheld to avoid disclosure. (NA) Not available. n.e.c. Not elsewhere classified. XXX Not applicable. (Z) Less than \$500. ... Represents zero.
¹ Group totals may include data for establishments without payroll which could not be classified by detailed kind of business.

Table 103. RETAIL TRADE: 1954 — STANDARD METROPOLITAN AREAS — Continued

Establishments, Sales, Payroll, and Personnel, by Kind of Business

| Standard metropolitan area and kind of business | Establishments | | Sales | | Payroll, entire year (\$1,000) | Payroll, workweek ended nearest Nov. 15 | | Paid employees, workweek ended nearest Nov. 15 | | Proprietors (unincorporated businesses only) ¹ (Number) |
|--|-----------------------------|-----------------------|--|---------------------------------------|--------------------------------|---|-------------------------|--|------------------------|--|
| | Total ¹ (Number) | With payroll (Number) | Total, all establishments ¹ (\$1,000) | Establishments with payroll (\$1,000) | | Total (Dollars) | Full workweek (Dollars) | Total (Number) | Full workweek (Number) | |
| SHREVEPORT STANDARD METROPOLITAN AREA--Con. | | | | | | | | | | |
| Apparel, Accessories Stores | | | | | | | | | | |
| Total | 164 | 146 | 21,345 | 20,983 | 3,052 | 65,856 | 63,814 | 1,322 | 1,176 | 109 |
| Shoe stores | 34 | 32 | 4,290 | (D) | 636 | 11,182 | 10,724 | 229 | 182 | 17 |
| Men's shoe stores | (NA) | 6 | (NA) | (D) | 622 | (D) | (D) | (D) | (D) | (NA) |
| Women's shoe stores | (NA) | 14 | (NA) | (D) | 357 | 6,730 | 6,327 | 150 | 108 | (NA) |
| Children's, juveniles' shoe stores | (NA) | 2 | (NA) | (D) | (D) | (D) | (D) | (D) | (D) | (NA) |
| Family shoe stores | (NA) | 10 | (NA) | 1,006 | 204 | 3,311 | 3,281 | 61 | 57 | (NA) |
| Men's, boys' clothing and furnishings stores | (NA) | 23 | (NA) | (D) | (D) | (D) | (D) | (D) | (D) | (NA) |
| Men's, boys' clothing stores | (NA) | 17 | (NA) | 3,344 | 521 | 10,542 | 9,966 | 190 | 167 | (NA) |
| Family clothing stores | (NA) | 2 | (NA) | 652 | 67 | 1,147 | 1,138 | 26 | 25 | (NA) |
| Women's clothing, specialty stores | (NA) | 59 | 7,952 | 7,740 | 1,108 | 11,720 | 11,491 | 261 | 246 | (NA) |
| Ready-to-wear stores | (NA) | 35 | (NA) | 7,752 | 977 | 29,348 | 28,621 | 567 | 510 | 42 |
| Millinery stores | (NA) | 13 | (NA) | 494 | 82 | 1,989 | 25,683 | 485 | 438 | (NA) |
| Clothing, specialty stores, n.e.c. | (NA) | 11 | (NA) | 494 | 49 | 1,933 | 1,933 | 54 | 48 | (NA) |
| Children's, infants' wear stores | 8 | 8 | 602 | 602 | 58 | 1,048 | 1,005 | 28 | 24 | (NA) |
| Apparel stores, n.e.c. | 6 | 2 | (D) | (D) | (D) | 1,717 | 1,674 | 45 | 42 | 7 |
| Furniture, Home Furnishings, Appliance Dealers | | | | | | | | | | |
| Total | 110 | 84 | 13,377 | 12,839 | 1,955 | 37,184 | 36,968 | 658 | 646 | 106 |
| Furniture, home furnishings stores | 76 | 60 | 9,861 | 9,555 | 1,568 | 29,677 | 29,486 | 522 | 512 | 71 |
| Furniture stores | (NA) | 47 | (NA) | 8,631 | 1,417 | 26,429 | 26,250 | 467 | 458 | (NA) |
| Floor covering stores | (NA) | 3 | (NA) | (D) | (D) | (D) | (D) | (D) | (D) | (NA) |
| Home furnishings stores, n.e.c., antique stores | (NA) | 10 | (NA) | (D) | (D) | (D) | (D) | (D) | (D) | (NA) |
| Household appliance, radio, TV stores | 32 | 24 | 3,494 | 3,284 | 387 | 7,507 | 7,482 | 136 | 134 | 33 |
| Household appliance stores | (NA) | 7 | (NA) | 784 | 106 | 1,910 | 1,897 | 35 | 34 | (NA) |
| Appliance, radio, TV stores | (NA) | 10 | (NA) | 2,020 | 218 | 4,458 | 4,458 | 84 | 84 | (NA) |
| Radio, TV stores | (NA) | 7 | (NA) | 480 | 63 | 1,139 | 1,127 | 17 | 16 | (NA) |
| Automotive Group | | | | | | | | | | |
| Total | 100 | 82 | 48,069 | 47,689 | 4,232 | 73,983 | 73,557 | 1,120 | 1,107 | 94 |
| Passenger car dealers (franchised) | 26 | 26 | 36,070 | 36,070 | 3,338 | 56,110 | 55,901 | 834 | 828 | 26 |
| Passenger car dealers (nonfranchised) | 39 | 23 | 6,637 | 6,349 | 180 | 3,178 | 3,178 | 57 | 57 | 43 |
| Tire, battery, accessory dealers | 27 | 25 | 3,924 | (D) | 596 | 11,484 | 11,413 | 187 | 184 | 17 |
| Motorcycle, aircraft, boat dealers | 5 | 5 | (D) | (D) | 92 | 2,761 | 2,615 | 34 | 30 | 3 |
| Household trailer dealers | 3 | 3 | (D) | (D) | 26 | 450 | 450 | 8 | 8 | 5 |
| Automotive dealers, n.e.c. | ••• | ••• | ••• | ••• | ••• | ••• | ••• | ••• | ••• | ••• |
| Gasoline Service Stations | | | | | | | | | | |
| Total | 245 | 185 | 15,678 | 14,384 | 1,466 | 29,605 | 28,883 | 685 | 633 | 246 |
| Lumber, Bldg. Mats., Hardware, Farm Equipment Dealers | | | | | | | | | | |
| Total | 73 | 65 | 18,082 | 18,020 | 2,108 | 41,991 | 40,939 | 673 | 645 | 54 |
| Farm equipment dealers | 9 | 9 | 2,578 | 2,578 | 294 | 5,877 | 5,840 | 91 | 90 | 9 |
| Lumber, building materials dealers | 34 | 30 | 10,675 | 10,643 | 1,226 | 25,578 | 25,096 | 391 | 382 | 21 |
| Paint, glass, wallpaper stores | 5 | 5 | 838 | 838 | 162 | 1,953 | 1,936 | 31 | 30 | ••• |
| Plumbing, electrical supply stores | 7 | 5 | 964 | (D) | 97 | 1,520 | 1,520 | 22 | 22 | 5 |
| Hardware stores | 18 | 16 | 3,027 | (D) | 329 | 7,063 | 6,547 | 138 | 121 | 19 |
| Drug Stores, Proprietary Stores | | | | | | | | | | |
| Total | 76 | 66 | 8,145 | 7,961 | 1,220 | 25,482 | 24,890 | 655 | 624 | 62 |
| Drug stores | (NA) | 59 | (NA) | 7,720 | 1,207 | 25,279 | 24,711 | 647 | 618 | (NA) |
| Proprietary stores | (NA) | 7 | (NA) | 241 | 13 | 203 | 179 | 8 | 6 | (NA) |
| Other Retail Stores | | | | | | | | | | |
| Total | 307 | 199 | 20,157 | 18,455 | 2,484 | 49,415 | 47,520 | 917 | 858 | 298 |
| Liquor stores | 65 | 41 | 5,067 | 4,403 | 331 | 6,526 | 6,293 | 137 | 129 | 67 |
| Fuel, ice dealers | 17 | 7 | 1,540 | 1,448 | 291 | 5,538 | 5,480 | 97 | 94 | 14 |
| Fuel dealers (coal, wood) | (NA) | 1 | (NA) | (D) | (D) | (D) | (D) | (D) | (D) | (NA) |
| Liquefied petroleum gas dealers | (NA) | 3 | (NA) | (D) | (D) | (D) | (D) | (D) | (D) | (NA) |
| Fuel oil dealers | (NA) | ••• | (NA) | ••• | ••• | ••• | ••• | ••• | ••• | (NA) |
| Ice dealers | (NA) | 3 | (NA) | (D) | (D) | (D) | (D) | (D) | (D) | (NA) |
| Hay, grain, feed stores | 8 | 4 | (D) | (D) | (D) | (D) | (D) | (D) | (D) | (D) |
| Farm, garden supply stores | 16 | 14 | 1,730 | (D) | 166 | 3,430 | 3,403 | 57 | 55 | 17 |
| Jewelry stores | 40 | 32 | 3,838 | 3,756 | 679 | 14,665 | 13,743 | 244 | 224 | 31 |
| Book stores | 3 | 3 | 88 | 88 | 79 | 79 | 75 | 3 | 2 | 2 |
| Stationery stores | 4 | 2 | 188 | (D) | (D) | (D) | (D) | (D) | (D) | (D) |
| Sporting goods stores | 9 | 7 | 614 | (D) | 59 | 1,192 | 1,192 | 24 | 24 | 7 |
| Bicycle stores | 1 | 1 | (D) | (D) | (D) | (D) | (D) | (D) | (D) | (D) |
| Florists | 33 | 21 | 777 | 667 | 105 | 2,040 | 1,929 | 53 | 47 | 34 |
| Cigar stores, stands | 11 | 7 | 206 | 138 | 18 | 208 | 208 | 6 | 6 | 7 |
| News dealers, newsstands | 4 | 2 | 105 | (D) | (D) | (D) | (D) | (D) | (D) | (D) |
| Gift, novelty, souvenir stores | 11 | 3 | 103 | (D) | (D) | (D) | (D) | (D) | (D) | (D) |
| Music stores | 19 | 9 | 1,278 | 1,164 | 146 | 3,098 | 2,977 | 51 | 48 | 20 |
| Camera, photographic supply stores | 2 | 2 | (D) | (D) | (D) | (D) | (D) | (D) | (D) | (D) |
| Luggage, leather goods stores | 3 | 3 | 233 | 233 | 28 | 457 | 407 | 11 | 10 | 1 |
| Optical goods stores | 2 | 2 | (D) | (D) | (D) | (D) | (D) | (D) | (D) | (D) |
| Office, store machine and equipment dealers | 5 | 3 | 486 | (D) | 80 | 1,638 | 1,615 | 25 | 24 | 9 |
| Retail stores (except second-hand) n.e.c. | 19 | 19 | 1,416 | 1,416 | 211 | 4,095 | 3,779 | 88 | 77 | 16 |
| Second-hand stores | 19 | 17 | 707 | (D) | (D) | (D) | (D) | (D) | (D) | (D) |
| Nonstore Retailers | | | | | | | | | | |
| Total | 82 | 18 | 2,593 | 1,841 | 251 | 4,025 | 3,848 | 75 | 69 | 89 |
| Mail order houses | ••• | ••• | ••• | ••• | ••• | ••• | ••• | ••• | ••• | ••• |
| Direct selling (house-to-house) organizations | 73 | 15 | 1,680 | (D) | (D) | (D) | (D) | (D) | (D) | (D) |
| Merchandise vending machine operators | 9 | 3 | 913 | (D) | (D) | (D) | (D) | (D) | (D) | (D) |

Standard Notes: (D) Withheld to avoid disclosure. (NA) Not available. n.e.c. Not elsewhere classified. XXX Not applicable. (Z) Less than \$500. ... Represents zero.
¹Group totals may include data for establishments without payroll which could not be classified by detailed kind of business.

Table 103A. RETAIL TRADE: 1948¹— STANDARD METROPOLITAN AREAS

Establishments and Sales, by Kind of Business

| Kind of business | Establishments, 1948 | | Sales, 1948 | | Establishments, 1948 | | Sales, 1948 | | Establishments, 1948 | | Sales, 1948 | |
|---|--|-----------------------|-------------------------------------|---------------------------------------|--|-----------------------|-------------------------------------|---------------------------------------|---------------------------------------|-----------------------|-------------------------------------|---------------------------------------|
| | Total (Number) | With payroll (Number) | Total, all establishments (\$1,000) | Establishments with payroll (\$1,000) | Total (Number) | With payroll (Number) | Total, all establishments (\$1,000) | Establishments with payroll (\$1,000) | Total (Number) | With payroll (Number) | Total, all establishments (\$1,000) | Establishments with payroll (\$1,000) |
| | BATON ROUGE STANDARD METROPOLITAN AREA | | | | NEW ORLEANS STANDARD METROPOLITAN AREA | | | | SHREVEPORT STANDARD METROPOLITAN AREA | | | |
| Retail trade, total..... | 1,464 | 1,037 | 134,587 | 126,856 | 7,162 | 4,325 | 551,771 | 506,300 | 1,631 | 1,340 | 166,799 | 171,059 |
| Food stores..... | 478 | 209 | 25,796 | 21,161 | 2,542 | 952 | 116,753 | 90,718 | 514 | 294 | 31,532 | 29,704 |
| Eating, drinking places..... | 298 | 237 | 9,744 | 9,157 | 1,930 | 1,301 | 63,144 | 55,626 | 273 | 271 | 10,214 | 11,690 |
| General merchandise group..... | 50 | 36 | 21,256 | 20,903 | 206 | 118 | 97,735 | 96,775 | 73 | 69 | 20,209 | 20,703 |
| Apparel, accessories stores..... | 85 | 77 | 9,750 | 9,693 | 358 | 291 | 61,874 | 60,815 | 108 | 94 | 15,778 | 15,647 |
| Furniture, home furnishings, appliance dealers..... | 74 | 67 | 7,990 | 7,943 | 276 | 228 | 30,547 | 29,850 | 77 | 72 | 9,943 | 10,381 |
| Automotive group..... | 79 | 66 | 23,324 | 22,290 | 173 | 133 | 58,476 | 55,218 | 72 | 72 | 38,679 | 40,855 |
| Gasoline service stations..... | 130 | 113 | 7,613 | 7,420 | 431 | 354 | 20,161 | 18,916 | 158 | 146 | 4,965 | 5,779 |
| Lumber, building materials, hardware, farm equipment dealers..... | 58 | 50 | 12,025 | 11,901 | 269 | 187 | 29,627 | 27,954 | 82 | 79 | 14,168 | 15,168 |
| Drug stores, proprietary stores..... | 61 | 53 | 5,396 | 5,180 | 296 | 259 | 23,573 | 22,972 | 53 | 54 | 6,257 | 6,455 |
| Other retail stores..... | 143 | 121 | 11,018 | 10,533 | 654 | 479 | 43,574 | 41,221 | 215 | 183 | 13,843 | 13,466 |
| Nonstore retailers..... | 8 | 8 | 675 | 675 | 27 | 23 | 6,307 | 6,235 | 6 | 6 | 1,211 | 1,211 |

Standard Notes: (D) Withheld to avoid disclosure. (NA) Not available. ... Represents zero.

¹Data in this table differ from those which appeared in the publications of the 1948 Census of Retail Trade. For a description of the adjustments see Comparison of 1948 and 1954 Censuses in the Introduction.

Table 104. RETAIL TRADE: 1954 — PARISHES WITH 500 ESTABLISHMENTS OR MORE

Establishments, Sales, Payroll, and Personnel, by Kind of Business

| Parish and kind of business | Establishments | | Sales | | Payroll, entire year (\$1,000) | Payroll, workweek ended nearest Nov. 15 | | Paid employees, workweek ended nearest Nov. 15 | | Proprietors (unincorporated businesses only) ¹ (Number) |
|--|--------------------------------|--------------------------|---|--|-----------------------------------|---|----------------------------|--|---------------------------|---|
| | Total ¹ (Number) | With payroll (Number) | Total, all establishments ¹ (\$1,000) | Establishments with payroll (\$1,000) | | Total (Dollars) | Full workweek (Dollars) | Total (Number) | Full workweek (Number) | |
| CADDO PARISH | | | | | | | | | | |
| Retail trade, total..... | 1,864 | 1,284 | 217,992 | 207,122 | 24,533 | 471,646 | 453,063 | 10,386 | 9,371 | 1,790 |
| Food stores, total..... | 468 | 254 | 49,471 | 44,513 | 3,523 | 62,877 | 59,546 | 1,514 | 1,329 | 488 |
| Grocery stores..... | 423 | 227 | 43,854 | 39,078 | 2,845 | 50,733 | 48,078 | 1,269 | 1,102 | 450 |
| Meat markets, fish (seafood) markets..... | 14 | 10 | 4,163 | (D) | (D) | (D) | (D) | (D) | (D) | 15 |
| Fruit stores, vegetable markets..... | 2 | ••• | (D) | ••• | ••• | ••• | ••• | ••• | ••• | (D) |
| Candy, nut, confectionery stores..... | 10 | 6 | (D) | 190 | 26 | 346 | 231 | 11 | 7 | (D) |
| Other food stores..... | 15 | 11 | (D) | (D) | (D) | (D) | (D) | (D) | (D) | (D) |
| Eating, drinking places, total..... | 287 | 223 | 12,699 | 11,859 | 2,242 | 43,994 | 41,832 | 1,599 | 1,450 | 296 |
| Eating places..... | 185 | 147 | 8,728 | 8,370 | 1,861 | 36,467 | 34,759 | 1,367 | 1,255 | 187 |
| Drinking places..... | 102 | 76 | 3,971 | 3,489 | 381 | 7,527 | 7,073 | 232 | 195 | 109 |
| General merchandise group, total..... | 84 | 58 | 23,934 | 23,510 | 3,335 | 64,675 | 58,140 | 1,639 | 1,282 | 73 |
| General merchandise group (except variety)..... | 71 | 45 | 20,582 | 20,158 | 2,816 | 53,542 | 48,069 | 1,183 | 948 | 68 |
| Variety stores..... | 13 | 13 | 3,352 | 3,352 | 519 | 11,133 | 10,071 | 456 | 334 | 5 |
| Apparel, accessories stores, total..... | 158 | 140 | 20,808 | 20,446 | 2,986 | 64,327 | 62,300 | 1,287 | 1,142 | 106 |
| Shoe stores..... | 33 | 31 | (D) | (D) | (D) | (D) | (D) | (D) | (D) | (D) |
| Men's, boys' clothing and furnishings stores..... | (NA) | 22 | (NA) | (D) | (D) | (D) | (D) | (D) | (D) | (NA) |
| Family clothing stores..... | (NA) | 20 | (NA) | (D) | (D) | (D) | (D) | (D) | (D) | (NA) |
| Women's clothing, specialty stores..... | 66 | 58 | (D) | (D) | (D) | (D) | (D) | (D) | (D) | (D) |
| Ready-to-wear stores..... | (NA) | 34 | (NA) | (D) | (D) | (D) | (D) | (D) | (D) | (NA) |
| Other clothing, specialty stores..... | (NA) | 24 | (NA) | 988 | 131 | 3,037 | 2,938 | 82 | 72 | (NA) |
| Other apparel stores..... | 13 | 9 | 586 | 552 | 59 | 1,677 | 1,634 | 43 | 40 | 12 |
| Furniture, home furnishings, appliance dealers, total..... | 100 | 76 | 12,666 | 12,210 | 1,893 | 35,898 | 35,682 | 636 | 624 | 99 |
| Furniture, home furnishings stores, antique stores..... | 72 | 56 | 9,648 | 9,364 | 1,547 | 29,168 | 28,977 | 512 | 502 | 67 |
| Household appliance, radio, TV stores..... | 26 | 20 | 2,996 | 2,846 | 346 | 6,730 | 6,705 | 124 | 122 | 30 |
| Automotive group..... | 81 | 63 | 41,221 | 40,841 | 3,724 | 64,310 | 63,979 | 999 | 988 | 73 |
| Gasoline service stations..... | 200 | 150 | 12,754 | 11,696 | 1,233 | 24,796 | 24,309 | 574 | 536 | 205 |
| Lumber, bldg. mats., hardware, farm equip. dealers, total..... | 61 | 57 | 16,132 | 16,100 | 1,920 | 37,702 | 36,839 | 601 | 577 | 41 |
| Farm equipment dealers..... | 7 | 7 | (D) | (D) | (D) | (D) | (D) | (D) | (D) | (D) |
| Lumber, building materials, supplies, equipment dealers..... | 41 | 37 | (D) | (D) | (D) | (D) | (D) | (D) | (D) | (D) |
| Hardware stores..... | 13 | 13 | 2,148 | 2,148 | 251 | 5,287 | 4,928 | 107 | 94 | 13 |
| Drug stores, proprietary stores, total..... | 69 | 59 | 7,546 | 7,362 | 1,126 | 23,177 | 22,585 | 614 | 593 | 56 |
| Drug stores..... | (NA) | 52 | (NA) | 7,121 | 1,113 | 22,974 | 22,406 | 606 | 577 | (NA) |
| Proprietary stores..... | (NA) | 7 | (NA) | 241 | 13 | 203 | 179 | 8 | 6 | (NA) |
| Other retail stores, total..... | 280 | 186 | 18,230 | 16,744 | 2,300 | 45,865 | 44,003 | 848 | 791 | 272 |
| Liquor stores..... | 55 | 35 | 4,421 | 3,859 | 289 | 5,800 | 5,585 | 121 | 114 | 55 |
| Fuel, ice dealers..... | 16 | 6 | (D) | (D) | (D) | (D) | (D) | (D) | (D) | (D) |
| Feed, farm, garden supply stores..... | 22 | 16 | 1,885 | 1,815 | 156 | 3,091 | 3,064 | 57 | 55 | 22 |
| Jewelry stores..... | 39 | 31 | (D) | (D) | (D) | (D) | (D) | (D) | (D) | (D) |
| Book, stationery stores..... | 7 | 5 | 276 | (D) | 15 | 559 | 555 | 11 | 10 | 6 |
| Other retail stores (except second-hand)..... | 110 | 76 | 5,871 | 5,463 | 853 | 15,425 | 14,784 | 302 | 278 | 104 |
| Second-hand stores..... | 17 | 17 | (D) | (D) | (D) | (D) | (D) | (D) | (D) | (D) |
| Nonstore retailers..... | 76 | 18 | 2,531 | 1,841 | 251 | 4,025 | 3,848 | 75 | 69 | 81 |
| CALCASIEU PARISH | | | | | | | | | | |
| Retail trade, total..... | 1,037 | 685 | 104,644 | 98,000 | 11,203 | 236,116 | 226,794 | 4,707 | 4,206 | 992 |
| Food stores, total..... | 273 | 117 | 20,619 | 17,259 | 980 | 18,970 | 17,567 | 454 | 362 | 282 |
| Grocery stores..... | 243 | 105 | 19,891 | 16,845 | 916 | 17,711 | 16,353 | 415 | 327 | 253 |
| Meat markets, fish (seafood) markets..... | 11 | 3 | 377 | (D) | (D) | (D) | (D) | (D) | (D) | (D) |
| Fruit stores, vegetable markets..... | 3 | 1 | 61 | (D) | (D) | (D) | (D) | (D) | (D) | (D) |
| Candy, nut, confectionery stores..... | 8 | 2 | 63 | (D) | (D) | (D) | (D) | (D) | (D) | (D) |
| Other food stores..... | 8 | 6 | 227 | (D) | 50 | 967 | 939 | 31 | 28 | 8 |
| Eating, drinking places, total..... | 198 | 142 | 7,573 | 6,669 | 1,218 | 25,337 | 24,626 | 847 | 785 | 236 |
| Eating places..... | 108 | 86 | 4,828 | 4,568 | 940 | 20,743 | 20,120 | 710 | 654 | 122 |
| Drinking places..... | 86 | 56 | 2,695 | 2,101 | 278 | 4,594 | 4,506 | 137 | 131 | 118 |
| General merchandise group, total..... | 35 | 27 | 13,029 | 12,857 | 2,025 | 56,946 | 52,758 | 931 | 734 | 23 |
| General merchandise group (except variety)..... | 28 | 20 | 11,320 | 11,148 | 1,729 | 49,617 | 46,345 | 671 | 555 | 19 |
| Variety stores..... | 7 | 7 | 1,709 | 1,709 | 296 | 7,329 | 6,413 | 260 | 179 | 4 |
| Apparel, accessories stores, total..... | 67 | 57 | 6,487 | 6,363 | 707 | 13,580 | 12,903 | 357 | 309 | 40 |
| Shoe stores..... | 16 | 14 | 1,305 | (D) | 180 | 3,000 | 2,739 | 68 | 47 | 7 |
| Men's, boys' clothing and furnishings stores..... | (NA) | 10 | (NA) | (D) | 132 | 2,482 | 2,482 | 46 | 46 | (NA) |
| Family clothing stores..... | (NA) | 12 | (NA) | 1,686 | (D) | (D) | (D) | (D) | (D) | (NA) |
| Women's clothing, specialty stores..... | 23 | 19 | 2,207 | 2,151 | 213 | 4,604 | 4,456 | 138 | 125 | 15 |
| Ready-to-wear stores..... | (NA) | 16 | (NA) | (D) | (D) | (D) | (D) | (D) | (D) | (NA) |
| Other clothing, specialty stores..... | (NA) | 3 | (NA) | (D) | (D) | (D) | (D) | (D) | (D) | (NA) |
| Other apparel stores..... | 4 | 2 | 90 | (D) | (D) | (D) | (D) | (D) | (D) | (D) |
| Furniture, home furnishings, appliance dealers, total..... | 54 | 38 | 4,695 | 4,451 | 628 | 12,317 | 12,012 | 245 | 231 | 43 |
| Furniture, home furnishings stores, antique stores..... | 23 | 19 | 2,338 | 2,294 | 342 | 6,754 | 6,530 | 130 | 119 | 18 |
| Household appliance, radio, TV stores..... | 31 | 19 | 2,357 | 2,157 | 286 | 5,563 | 5,482 | 115 | 112 | 25 |
| Automotive group..... | 45 | 37 | 19,995 | 19,917 | 1,949 | 37,299 | 37,045 | 528 | 522 | 36 |
| Gasoline service stations..... | 114 | 100 | 9,430 | 9,096 | 934 | 19,137 | 18,349 | 405 | 366 | 117 |
| Lumber, bldg. mats., hardware, farm equip. dealers, total..... | 66 | 58 | 11,516 | 11,440 | 1,522 | 28,487 | 28,157 | 471 | 455 | 47 |
| Farm equipment dealers..... | 6 | 6 | 1,245 | 1,245 | 221 | 3,905 | 3,905 | 57 | 57 | 1 |
| Lumber, building materials, supplies, equipment dealers..... | 45 | 41 | 9,328 | 9,302 | 1,189 | 22,653 | 22,333 | 380 | 365 | 32 |
| Hardware stores..... | 15 | 11 | 943 | 893 | 112 | 1,929 | 1,919 | 34 | 33 | 14 |

Standard Notes: (D) Withheld to avoid disclosure. (NA) Not available. n.e.c. Not elsewhere classified. XXX Not applicable. (Z) Less than \$500. ... Represents zero.
¹Group totals may include data for establishments without payroll which could not be classified by detailed kind of business.

Table 104. RETAIL TRADE: 1954 — PARISHES WITH 500 ESTABLISHMENTS OR MORE—Continued
Establishments, Sales, Payroll, and Personnel, by Kind of Business

| Parish and kind of business | Establishments | | Sales | | Payroll, entire year (\$1,000) | Payroll, workweek ended nearest Nov. 15 | | Paid employees, workweek ended nearest Nov. 15 | | Proprietors (unincorporated businesses only) ¹ (Number) |
|--|--------------------------------|--------------------------|---|--|-----------------------------------|---|----------------------------|--|---------------------------|---|
| | Total ¹ (Number) | With payroll (Number) | Total, all establishments ¹ (\$1,000) | Establishments with payroll (\$1,000) | | Total (Dollars) | Full workweek (Dollars) | Total (Number) | Full workweek (Number) | |
| CALCASIEU PARISH--Con. | | | | | | | | | | |
| Drug stores, proprietary stores, total..... | 32 | 28 | 3,182 | 3,100 | 468 | 10,668 | 10,337 | 205 | 193 | 23 |
| Drug stores..... | (NA) | 28 | (NA) | (D) | (D) | (D) | (D) | (D) | (D) | (NA) |
| Proprietary stores..... | (NA) | ... | (NA) | (D) | (D) | (D) | (D) | (D) | (D) | (NA) |
| Other retail stores, total..... | 121 | 75 | 7,432 | 6,552 | 718 | 12,469 | 12,134 | 248 | 233 | 108 |
| Liquor stores..... | 24 | 14 | 1,304 | 1,112 | 54 | 1,011 | 994 | 22 | 21 | 23 |
| Fuel, ice dealers..... | 16 | 2 | 370 | (D) | (D) | (D) | (D) | (D) | (D) | (D) |
| Feed, farm, garden supply stores..... | 14 | 14 | 1,761 | 1,761 | 118 | 2,096 | 2,020 | 39 | 37 | 6 |
| Jewelry stores..... | 13 | 7 | 1,049 | 941 | 134 | 2,481 | 2,396 | 42 | 37 | 11 |
| Book, stationery stores..... | 2 | 2 | (D) | (D) | (D) | (D) | (D) | (D) | (D) | (D) |
| Other retail stores (except second-hand)..... | 42 | 30 | (D) | 2,051 | 309 | 5,154 | 5,117 | 111 | 107 | 44 |
| Second-hand stores..... | 6 | 6 | 393 | 393 | 57 | 920 | 800 | 22 | 19 | 4 |
| Nonstore retailers..... | 32 | 6 | 686 | 296 | 54 | 906 | 906 | 16 | 16 | 37 |
| E. BATON ROUGE PARISH (See Baton Rouge Standard Metropolitan Area, table 103.) | | | | | | | | | | |
| IBERIA PARISH | | | | | | | | | | |
| Retail trade, total..... | 535 | 303 | 36,531 | 31,537 | 3,296 | 62,452 | 60,716 | 1,609 | 1,493 | 554 |
| Food stores, total..... | 186 | 48 | 7,653 | 4,757 | 208 | 4,369 | 3,766 | 132 | 103 | 196 |
| Grocery stores..... | 163 | 37 | 7,036 | 4,340 | 179 | 3,795 | 3,216 | 117 | 89 | 171 |
| Meat markets, fish (seafood) markets..... | 9 | 7 | 382 | (D) | 16 | 302 | 278 | 8 | 7 | 9 |
| Fruit stores, vegetable markets..... | 6 | ... | 100 | ... | ... | ... | ... | ... | ... | 8 |
| Candy, nut, confectionery stores..... | 5 | 1 | 39 | (D) | (D) | (D) | (D) | (D) | (D) | (D) |
| Other food stores..... | 3 | 3 | 96 | 96 | (D) | (D) | (D) | (D) | (D) | (D) |
| Eating, drinking places, total..... | 88 | 60 | 2,384 | 1,964 | 308 | 6,501 | 6,198 | 269 | 248 | 98 |
| Eating places..... | 39 | 31 | 1,140 | 1,012 | 206 | 4,107 | 3,997 | 191 | 180 | 42 |
| Drinking places..... | 49 | 29 | 1,244 | 952 | 102 | 2,394 | 2,201 | 78 | 68 | 56 |
| General merchandise group, total..... | 27 | 23 | 3,215 | 3,105 | 362 | 5,644 | 5,491 | 186 | 175 | 29 |
| General merchandise group (except variety)..... | 23 | 19 | 2,792 | 2,682 | 312 | 4,826 | 4,759 | 147 | 144 | 29 |
| Variety stores..... | 4 | 4 | 423 | 423 | 50 | 818 | 732 | 39 | 31 | ... |
| Apparel, accessories stores, total..... | 21 | 21 | 3,043 | 3,027 | 355 | 6,306 | 6,078 | 213 | 184 | 24 |
| Shoe stores..... | 3 | 3 | 160 | 160 | 26 | 487 | 403 | 20 | 10 | 3 |
| Men's, boys' clothing and furnishings stores..... | 4 | 4 | (D) | (D) | (D) | (D) | (D) | (D) | (D) | (D) |
| Family clothing stores..... | 6 | 6 | 1,493 | 1,493 | 194 | 2,972 | 2,866 | 113 | 98 | 9 |
| Women's clothing, specialty stores..... | 7 | 7 | 1,067 | 1,067 | 98 | 1,989 | 1,966 | 61 | 58 | 6 |
| Ready-to-wear stores..... | 6 | 6 | (D) | (D) | (D) | (D) | (D) | (D) | (D) | (D) |
| Other clothing, specialty stores..... | 1 | 1 | (D) | (D) | (D) | (D) | (D) | (D) | (D) | (D) |
| Other apparel stores..... | 1 | 1 | (D) | (D) | (D) | (D) | (D) | (D) | (D) | (D) |
| Furniture, home furnishings, appliance dealers, total..... | 28 | 22 | 2,230 | 1,974 | 255 | 5,172 | 5,162 | 106 | 105 | 26 |
| Furniture, home furnishings stores, antique stores..... | 13 | 9 | 913 | (D) | 99 | 1,623 | 1,623 | 34 | 34 | 12 |
| Household appliance, radio, TV stores..... | 15 | 13 | 1,317 | (D) | 156 | 3,549 | 3,539 | 72 | 71 | 14 |
| Automotive group..... | 25 | 23 | 7,483 | (D) | 791 | 14,699 | 14,671 | 251 | 249 | 28 |
| Gasoline service stations..... | 50 | 38 | 2,909 | 2,579 | 257 | 5,086 | 4,884 | 126 | 117 | 52 |
| Lumber, bldg. mats., hardware, farm equip. dealers, total..... | 31 | 27 | 4,043 | 3,893 | 449 | 9,030 | 8,935 | 165 | 160 | 26 |
| Farm equipment dealers..... | 8 | 6 | 1,511 | (D) | 164 | 3,244 | 3,244 | 52 | 52 | 6 |
| Lumber, building materials, supplies, equipment dealers..... | 17 | 17 | 2,086 | 2,086 | 235 | 4,799 | 4,704 | 97 | 92 | 14 |
| Hardware stores..... | 6 | 4 | 446 | (D) | 50 | 987 | 987 | 16 | 16 | 6 |
| Drug stores, proprietary stores, total..... | 16 | 14 | 1,121 | (D) | (D) | (D) | (D) | (D) | (D) | (D) |
| Drug stores..... | (NA) | 12 | (NA) | (D) | 147 | 2,775 | 2,742 | 80 | 75 | (NA) |
| Proprietary stores..... | (NA) | 2 | (NA) | (D) | (D) | (D) | (D) | (D) | (D) | (NA) |
| Other retail stores, total..... | 51 | 25 | 2,149 | 1,709 | 142 | 2,493 | 2,412 | 65 | 61 | 50 |
| Liquor stores..... | 16 | 6 | 385 | 209 | 15 | 254 | 254 | 8 | 8 | 15 |
| Fuel, ice dealers..... | 1 | 1 | (D) | (D) | (D) | (D) | (D) | (D) | (D) | (D) |
| Feed, farm, garden supply stores..... | 7 | 5 | 830 | (D) | 22 | 354 | 323 | 13 | 10 | 8 |
| Jewelry stores..... | 8 | 4 | 234 | 186 | 34 | 367 | 367 | 10 | 10 | 7 |
| Book, stationery stores..... | 2 | 2 | (D) | (D) | (D) | (D) | (D) | (D) | (D) | (D) |
| Other retail stores (except second-hand)..... | 12 | 6 | 296 | 166 | 12 | 318 | 268 | 11 | 10 | 12 |
| Second-hand stores..... | 1 | 1 | (D) | (D) | (D) | (D) | (D) | (D) | (D) | (D) |
| Nonstore retailers..... | 12 | 2 | 301 | (D) | (D) | (D) | (D) | (D) | (D) | (D) |
| JEFFERSON PARISH | | | | | | | | | | |
| Retail trade, total..... | 991 | 545 | 90,452 | 80,838 | 7,181 | 145,433 | 140,450 | 3,320 | 3,041 | 1,071 |
| Food stores, total..... | 297 | 93 | 33,436 | 28,934 | 1,681 | 32,513 | 31,420 | 823 | 760 | 325 |
| Grocery stores..... | 238 | 78 | 31,673 | 27,909 | 1,604 | 30,821 | 29,764 | 775 | 716 | 262 |
| Meat markets, fish (seafood) markets..... | 24 | 4 | 988 | (D) | (D) | (D) | (D) | (D) | (D) | (D) |
| Fruit stores, vegetable markets..... | 5 | 1 | (D) | (D) | (D) | (D) | (D) | (D) | (D) | (D) |
| Candy, nut, confectionery stores..... | 9 | 1 | 85 | (D) | (D) | (D) | (D) | (D) | (D) | (D) |
| Other food stores..... | 21 | 9 | (D) | 335 | 48 | 1,034 | 1,034 | 29 | 29 | (D) |
| Eating, drinking places, total..... | 208 | 142 | 9,195 | 8,203 | 1,408 | 29,945 | 28,694 | 873 | 790 | 238 |
| Eating places..... | 91 | 67 | 5,630 | 5,278 | 953 | 20,697 | 19,598 | 620 | 549 | 109 |
| Drinking places..... | 115 | 75 | 3,519 | 2,925 | 455 | 9,248 | 9,096 | 253 | 241 | 127 |
| General merchandise group, total..... | 43 | 25 | 2,140 | 1,796 | 170 | 2,751 | 2,542 | 99 | 84 | 47 |
| General merchandise group (except variety)..... | 34 | 20 | 1,725 | 1,453 | 121 | 1,848 | 1,722 | 66 | 55 | 34 |
| Variety stores..... | 9 | 5 | 415 | 343 | 49 | 903 | 820 | 33 | 29 | 13 |

Standard Notes: (D) Withheld to avoid disclosure. (NA) Not available. n.e.c. Not elsewhere classified. XXX Not applicable. (Z) Less than \$500. ... Represents zero.
¹ Group totals may include data for establishments without payroll which could not be classified by detailed kind of business.

Table 104. RETAIL TRADE: 1954 — PARISHES WITH 500 ESTABLISHMENTS OR MORE—Continued

Establishments, Sales, Payroll, and Personnel, by Kind of Business

| Parish and kind of business | Establishments | | Sales | | Payroll, entire year (\$1,000) | Payroll, workweek ended nearest Nov. 15 | | Paid employees, workweek ended nearest Nov. 15 | | Proprietors (unincorporated businesses only) ¹ (Number) |
|---|--------------------------------|--------------------------|---|--|-----------------------------------|---|----------------------------|--|---------------------------|---|
| | Total ¹ (Number) | With payroll (Number) | Total, all establishments ¹ (\$1,000) | Establishments with payroll (\$1,000) | | Total (Dollars) | Full workweek (Dollars) | Total (Number) | Full workweek (Number) | |
| JEFFERSON PARISH—Con. | | | | | | | | | | |
| Apparel, accessories stores, total | 37 | 27 | 2,295 | 2,157 | 203 | 4,600 | 4,029 | 129 | 103 | 38 |
| Shoe stores | 8 | 8 | 467 | 467 | 53 | 1,107 | 1,008 | 24 | 19 | 4 |
| Men's, boys' clothing and furnishings stores | (NA) | 3 | (NA) | (D) | (D) | (D) | (D) | (D) | (D) | (NA) |
| Family clothing stores | (NA) | 11 | (NA) | 1,341 | 120 | 2,718 | 2,475 | 79 | 66 | (NA) |
| Women's clothing, specialty stores | 9 | 3 | (D) | (D) | (D) | (D) | (D) | (D) | (D) | (D) |
| Ready-to-wear stores | (NA) | 3 | (NA) | (D) | (D) | (D) | (D) | (D) | (D) | (NA) |
| Other clothing, specialty stores | (NA) | ••• | (NA) | ••• | ••• | ••• | ••• | ••• | ••• | (NA) |
| Other apparel stores | 2 | 2 | (D) | (D) | (D) | (D) | (D) | (D) | (D) | (D) |
| Furniture, home furnishings, appliance dealers, total | 42 | 30 | 3,360 | 3,116 | 378 | 8,213 | 8,120 | 127 | 125 | 39 |
| Furniture, home furnishings stores, antique stores | 23 | 21 | (D) | (D) | (D) | (D) | (D) | (D) | (D) | (D) |
| Household appliance, radio, TV stores | 19 | 9 | (D) | (D) | (D) | (D) | (D) | (D) | (D) | (D) |
| Automotive group | 37 | 25 | 16,245 | 15,671 | 1,267 | 24,140 | 24,006 | 342 | 334 | 33 |
| Gasoline service stations | 105 | 81 | 8,244 | 7,534 | 688 | 13,867 | 13,329 | 307 | 287 | 111 |
| Lumber, bldg. mats., hardware, farm equip. dealers, total | 69 | 45 | 7,561 | 6,985 | 763 | 16,451 | 15,991 | 305 | 282 | 66 |
| Farm equipment dealers | 2 | 2 | (D) | (D) | (D) | (D) | (D) | (D) | (D) | (D) |
| Lumber, building materials, supplies, equipment dealers | 28 | 22 | (D) | 5,351 | 595 | 13,469 | 13,076 | 240 | 224 | 20 |
| Hardware stores | 39 | 21 | 1,890 | (D) | (D) | (D) | (D) | (D) | (D) | (D) |
| Drug stores, proprietary stores, total | 35 | 29 | 3,062 | 2,982 | 303 | 6,082 | 5,641 | 182 | 153 | 38 |
| Drug stores | (NA) | 29 | (NA) | 2,982 | 303 | 6,082 | 5,641 | 182 | 153 | (NA) |
| Proprietary stores | (NA) | ••• | (NA) | ••• | ••• | ••• | ••• | ••• | ••• | (NA) |
| Other retail stores, total | 55 | 35 | 2,718 | (D) | (D) | (D) | (D) | (D) | (D) | (D) |
| Liquor stores | 9 | 7 | 454 | (D) | 23 | 489 | 445 | 13 | 10 | 10 |
| Fuel, ice dealers | 2 | 2 | (D) | (D) | (D) | (D) | (D) | (D) | (D) | (D) |
| Feed, farm, garden supply stores | 8 | 8 | (D) | (D) | (D) | (D) | (D) | (D) | (D) | (D) |
| Jewelry stores | 2 | 6 | 266 | (D) | 31 | 563 | 563 | 12 | 12 | 10 |
| Book, stationery stores | 2 | 2 | (D) | (D) | (D) | (D) | (D) | (D) | (D) | (D) |
| Other retail stores (except second-hand) | 14 | 8 | 335 | 161 | 15 | 430 | 335 | 10 | 9 | 12 |
| Second-hand stores | 8 | 2 | 320 | (D) | (D) | (D) | (D) | (D) | (D) | (D) |
| Nonstore retailers | 63 | 13 | 2,196 | (D) | (D) | (D) | (D) | (D) | (D) | (D) |
| LAFAYETTE PARISH | | | | | | | | | | |
| Retail trade, total | 684 | 386 | 53,462 | 48,296 | 5,406 | 106,469 | 103,825 | 2,702 | 2,514 | 650 |
| Food stores, total | 210 | 56 | 8,940 | 6,300 | 390 | 6,255 | 6,138 | 232 | 219 | 219 |
| Grocery stores | 196 | 48 | 8,340 | 5,832 | 333 | 5,309 | 5,192 | 200 | 187 | 204 |
| Meat markets, fish (seafood) markets | 7 | 3 | 168 | (D) | (D) | (D) | (D) | (D) | (D) | (D) |
| Fruit stores, vegetable markets | 4 | 2 | 173 | (D) | (D) | (D) | (D) | (D) | (D) | (D) |
| Candy, nut, confectionery stores | ••• | ••• | ••• | ••• | ••• | ••• | ••• | ••• | ••• | ••• |
| Other food stores | 3 | 3 | 259 | 259 | 46 | 796 | 796 | 25 | 25 | 3 |
| Eating, drinking places, total | 125 | 79 | 3,876 | 3,166 | 533 | 11,617 | 11,520 | 454 | 441 | 140 |
| Eating places | 53 | 39 | 2,221 | 2,063 | 406 | 9,500 | 9,438 | 368 | 358 | 61 |
| Drinking places | 72 | 40 | 1,615 | 1,103 | 127 | 2,117 | 2,082 | 86 | 83 | 79 |
| General merchandise group, total | 22 | 20 | 6,623 | (D) | 852 | 16,091 | 15,470 | 507 | 444 | 13 |
| General merchandise group (except variety) | 18 | 16 | 5,378 | (D) | 658 | 12,472 | 11,940 | 368 | 316 | 13 |
| Variety stores | 4 | 4 | 1,245 | 1,245 | 194 | 3,619 | 3,530 | 139 | 128 | ••• |
| Apparel, accessories stores, total | 35 | 31 | 3,453 | (D) | 347 | 6,955 | 6,573 | 178 | 143 | 19 |
| Shoe stores | 10 | 10 | 982 | 982 | 111 | 2,144 | 1,984 | 53 | 35 | 3 |
| Men's, boys' clothing and furnishings stores | 7 | 7 | (D) | (D) | 48 | 883 | 837 | 19 | 15 | (D) |
| Family clothing stores | ••• | ••• | ••• | ••• | ••• | ••• | ••• | ••• | ••• | ••• |
| Women's clothing, specialty stores | 14 | 14 | 1,730 | 1,730 | 188 | 3,928 | 3,752 | 106 | 93 | 8 |
| Ready-to-wear stores | 11 | 11 | (D) | (D) | (D) | (D) | (D) | (D) | (D) | (D) |
| Other clothing, specialty stores | 3 | 3 | (D) | (D) | (D) | (D) | (D) | (D) | (D) | (D) |
| Other apparel stores | 2 | ••• | (D) | ••• | ••• | ••• | ••• | ••• | ••• | (D) |
| Furniture, home furnishings, appliance dealers, total | 48 | 34 | 4,354 | 4,130 | 512 | 10,910 | 10,331 | 233 | 209 | 40 |
| Furniture, home furnishings stores, antique stores | 27 | 21 | 2,626 | 2,514 | 307 | 6,961 | 6,477 | 149 | 127 | 25 |
| Household appliance, radio, TV stores | 17 | 13 | 1,642 | 1,616 | 205 | 3,949 | 3,854 | 84 | 82 | 11 |
| Automotive group | 27 | 25 | 10,773 | (D) | 1,170 | 23,023 | 22,951 | 371 | 367 | 16 |
| Gasoline service stations | 56 | 48 | 3,547 | 3,333 | 339 | 6,785 | 6,613 | 200 | 191 | 51 |
| Lumber, bldg. mats., hardware, farm equip. dealers, total | 35 | 31 | 5,055 | 4,979 | 683 | 13,029 | 12,711 | 270 | 255 | 30 |
| Farm equipment dealers | 3 | 3 | (D) | (D) | (D) | (D) | (D) | (D) | (D) | (D) |
| Lumber, building materials, supplies, equipment dealers | 26 | 22 | (D) | (D) | (D) | (D) | (D) | (D) | (D) | (D) |
| Hardware stores | 6 | 6 | 778 | 778 | 102 | 1,785 | 1,738 | 37 | 34 | 4 |
| Drug stores, proprietary stores, total | 20 | 18 | 1,435 | (D) | (D) | (D) | (D) | (D) | (D) | (D) |
| Drug stores | (NA) | 17 | (NA) | (D) | (D) | 3,760 | 3,724 | 99 | 96 | (NA) |
| Proprietary stores | (NA) | 1 | (NA) | (D) | (D) | (D) | (D) | (D) | (D) | (NA) |
| Other retail stores, total | 91 | 41 | 4,351 | 3,435 | 372 | 7,156 | 6,931 | 142 | 135 | 88 |
| Liquor stores | 29 | 9 | 991 | 519 | 28 | 474 | 474 | 12 | 12 | 28 |
| Fuel, ice dealers | 4 | 2 | (D) | (D) | (D) | (D) | (D) | (D) | (D) | (D) |
| Feed, farm, garden supply stores | 9 | 5 | 1,039 | 985 | 55 | 1,241 | 1,241 | 28 | 28 | 9 |
| Jewelry stores | 11 | 9 | 511 | (D) | 83 | 1,878 | 1,668 | 33 | 28 | 9 |
| Book, stationery stores | 2 | 2 | (D) | (D) | (D) | (D) | (D) | (D) | (D) | (D) |
| Other retail stores (except second-hand) | 23 | 13 | 709 | 515 | 41 | 569 | 554 | 21 | 19 | 22 |
| Second-hand stores | 3 | 1 | 12 | (D) | (D) | (D) | (D) | (D) | (D) | (D) |
| Nonstore retailers | 15 | 3 | 1,095 | (D) | (D) | (D) | (D) | (D) | (D) | (D) |

Standard Notes: (D) Withheld to avoid disclosure. (NA) Not available. n.e.c. Not elsewhere classified. XXX Not applicable. (Z) Less than \$500. ... Represents zero.
¹ Group totals may include data for establishments without payroll which could not be classified by detailed kind of business.

Table 104. RETAIL TRADE: 1954 — PARISHES WITH 500 ESTABLISHMENTS OR MORE—Continued
Establishments, Sales, Payroll, and Personnel, by Kind of Business

| Parish and kind of business | Establishments | | Sales | | Payroll, entire year (\$1,000) | Payroll, workweek ended nearest Nov. 15 | | Paid employees, workweek ended nearest Nov. 15 | | Proprietors (unincorporated businesses only) ¹ (Number) |
|--|--------------------|--------------|--|-----------------------------|-----------------------------------|---|---------------|--|---------------|---|
| | Total ¹ | With payroll | Total, all establishments ¹ | Establishments with payroll | | Total | Full workweek | Total | Full workweek | |
| | (Number) | (Number) | (\$1,000) | (\$1,000) | | (Dollars) | (Dollars) | (Number) | (Number) | |
| LAFOURCHE PARISH | | | | | | | | | | |
| Retail trade, total..... | 531 | 287 | 38,174 | 33,494 | 3,098 | 60,739 | 59,355 | 1,396 | 1,314 | 551 |
| Food stores, total..... | 179 | 57 | 8,562 | 5,850 | 300 | 5,743 | 5,510 | 171 | 161 | 190 |
| Grocery stores..... | 151 | 51 | 7,821 | 5,679 | 285 | 5,428 | 5,195 | 162 | 152 | 160 |
| Meat markets, fish (seafood) markets..... | 18 | 4 | 548 | (D) | (D) | (D) | (D) | (D) | (D) | 20 |
| Fruit stores, vegetable markets..... | 2 | ... | (D) | ... | ... | ... | ... | ... | ... | (D) |
| Candy, nut, confectionery stores..... | ... | ... | (D) | ... | ... | ... | ... | ... | ... | ... |
| Other food stores..... | 6 | 2 | (D) | (D) | (D) | (D) | (D) | (D) | (D) | (D) |
| Eating, drinking places, total..... | 93 | 53 | 2,756 | 2,158 | 271 | 5,773 | 5,732 | 206 | 200 | 97 |
| Eating places..... | 36 | 26 | 1,210 | 1,024 | 153 | 3,227 | 3,207 | 130 | 127 | 35 |
| Drinking places..... | 57 | 27 | 1,546 | 1,134 | 118 | 2,546 | 2,525 | 76 | 73 | 62 |
| General merchandise group, total..... | 45 | 35 | 3,069 | 2,835 | 219 | 4,099 | 3,922 | 162 | 131 | 42 |
| General merchandise group (except variety)..... | 42 | 32 | 2,677 | 2,443 | 174 | 3,288 | 3,193 | 113 | 99 | 41 |
| Variety stores..... | 3 | 3 | 392 | 392 | 45 | 811 | 729 | 49 | 32 | 1 |
| Apparel, accessories stores, total..... | 27 | 23 | 1,880 | 1,792 | 165 | 3,285 | 2,983 | 98 | 84 | 28 |
| Shoe stores..... | 5 | 3 | 216 | (D) | (D) | (D) | (D) | (D) | (D) | (D) |
| Men's, boys' clothing and furnishings stores..... | 1 | 1 | (D) | (D) | (D) | (D) | (D) | (D) | (D) | (D) |
| Family clothing stores..... | 9 | 9 | 1,139 | 1,139 | 110 | 2,034 | 1,988 | 61 | 56 | 9 |
| Women's clothing, specialty stores..... | 10 | 8 | 388 | (D) | 36 | 984 | 728 | 23 | 17 | 8 |
| Ready-to-wear stores..... | (NA) | 7 | (NA) | 325 | (D) | (D) | (D) | (D) | (D) | (NA) |
| Other clothing, specialty stores..... | (NA) | 1 | (NA) | (D) | (D) | (D) | (D) | (D) | (D) | (NA) |
| Other apparel stores..... | 2 | 2 | (D) | (D) | (D) | (D) | (D) | (D) | (D) | (D) |
| Furniture, home furnishings, appliance dealers, total..... | 23 | 17 | 1,406 | 1,312 | 159 | 3,094 | 3,084 | 59 | 58 | 18 |
| Furniture, home furnishings stores, antique stores..... | 12 | 10 | 1,025 | (D) | 133 | 2,627 | 2,617 | 48 | 47 | 8 |
| Household appliance, radio, TV stores..... | 11 | 7 | 381 | (D) | 26 | 467 | 467 | 11 | 11 | 10 |
| Automotive group..... | 19 | 19 | 8,203 | 8,203 | 941 | 17,999 | 17,939 | 298 | 294 | 22 |
| Gasoline service stations..... | 52 | 24 | 2,489 | (D) | (D) | (D) | (D) | (D) | (D) | (D) |
| Lumber, bldg. mats., hardware, farm equip. dealers, total..... | 27 | 23 | 6,169 | 6,081 | 481 | 9,790 | 9,493 | 168 | 161 | 31 |
| Farm equipment dealers..... | 2 | 2 | (D) | (D) | (D) | (D) | (D) | (D) | (D) | (D) |
| Lumber, building materials, supplies, equipment dealers..... | 13 | 11 | (D) | (D) | (D) | (D) | (D) | (D) | (D) | (D) |
| Hardware stores..... | 12 | 10 | 1,077 | (D) | 86 | 1,565 | 1,515 | 31 | 28 | 17 |
| Drug stores, proprietary stores, total..... | 10 | 10 | 898 | 898 | 129 | 2,372 | 2,345 | 57 | 56 | 6 |
| Drug stores..... | 10 | 10 | 898 | 898 | 129 | 2,372 | 2,345 | 57 | 56 | 6 |
| Proprietary stores..... | ... | ... | ... | ... | ... | ... | ... | ... | ... | ... |
| Other retail stores, total..... | 29 | 21 | 2,099 | 1,973 | 222 | 4,012 | 3,939 | 78 | 77 | 32 |
| Liquor stores..... | 2 | 2 | (D) | (D) | (D) | (D) | (D) | (D) | (D) | (D) |
| Fuel, ice dealers..... | 3 | 3 | (D) | (D) | (D) | (D) | (D) | (D) | (D) | (D) |
| Feed, farm, garden supply stores..... | 5 | 5 | 436 | 436 | 20 | 383 | 383 | 8 | 8 | 6 |
| Jewelry stores..... | 4 | 4 | 266 | 266 | 32 | 497 | 424 | 8 | 7 | 3 |
| Book, stationery stores..... | ... | ... | ... | ... | ... | ... | ... | ... | ... | ... |
| Other retail stores (except second-hand)..... | 10 | 6 | 253 | 185 | 16 | 350 | 350 | 9 | 9 | 14 |
| Second-hand stores..... | 1 | 1 | (D) | (D) | (D) | (D) | (D) | (D) | (D) | (D) |
| Nonstore retailers..... | 27 | 5 | 843 | (D) | (D) | (D) | (D) | (D) | (D) | (D) |
| ORLEANS PARISH | | | | | | | | | | |
| Retail trade, total..... | 6,100 | 3,632 | 665,047 | 619,611 | 83,760 | 1,671,059 | 1,503,498 | 36,700 | 31,204 | 6,199 |
| Food stores, total..... | 1,626 | 654 | 116,827 | 95,857 | 6,653 | 124,876 | 116,282 | 3,169 | 2,681 | 1,800 |
| Grocery stores..... | 1,237 | 453 | 101,655 | 83,977 | 5,254 | 96,940 | 89,527 | 2,491 | 2,063 | 1,381 |
| Meat markets, fish (seafood) markets..... | 160 | 90 | 7,805 | 6,083 | 428 | 8,625 | 8,098 | 185 | 169 | 173 |
| Fruit stores, vegetable markets..... | 47 | 11 | 720 | (D) | (D) | (D) | (D) | (D) | (D) | (D) |
| Candy, nut, confectionery stores..... | 56 | 16 | 1,365 | (D) | (D) | (D) | (D) | (D) | (D) | (D) |
| Bakery products stores..... | 56 | 40 | 2,846 | 2,698 | 613 | 12,705 | 12,212 | 319 | 289 | 53 |
| Other food stores..... | 64 | 44 | 2,298 | 1,894 | 161 | 2,832 | 2,713 | 79 | 67 | 66 |
| Eating, drinking places, total..... | 1,592 | 1,066 | 67,161 | 58,941 | 10,646 | 220,547 | 211,323 | 7,145 | 6,576 | 1,758 |
| Eating places (except refreshment stands)..... | 582 | 430 | 35,578 | 33,272 | 6,914 | 144,755 | 139,194 | 4,964 | 4,588 | 615 |
| Refreshment stands..... | 82 | 48 | 1,908 | 1,624 | 274 | 5,172 | 4,688 | 187 | 150 | 92 |
| Drinking places..... | 922 | 588 | 29,597 | 24,045 | 3,458 | 70,620 | 67,441 | 1,994 | 1,838 | 1,043 |
| General merchandise group, total..... | 178 | 106 | 113,125 | 112,317 | 18,169 | 352,118 | 247,470 | 9,010 | 6,059 | 145 |
| Department stores..... | 10 | 10 | 83,669 | 83,669 | 13,956 | 266,447 | 166,835 | 6,518 | 3,980 | ... |
| Dry goods, general merchandise stores..... | 115 | 65 | (D) | (D) | (D) | (D) | (D) | (D) | (D) | (D) |
| General stores..... | 2 | 2 | (D) | (D) | (D) | (D) | (D) | (D) | (D) | (D) |
| Variety stores..... | 49 | 29 | 20,060 | 19,880 | 3,002 | 60,774 | 56,247 | 1,953 | 1,575 | 29 |
| Apparel, accessories stores, total..... | 396 | 308 | 60,624 | 59,080 | 8,255 | 155,981 | 146,825 | 3,408 | 2,895 | 324 |
| Shoe stores..... | 102 | 86 | 13,028 | 12,702 | 32,700 | 30,732 | 617 | 491 | 63 | ... |
| Men's, boys' clothing and furnishings stores..... | (NA) | 66 | (NA) | (D) | (D) | (D) | (D) | (D) | (D) | (NA) |
| Family clothing stores..... | (NA) | 32 | (NA) | 9,772 | 1,942 | 38,340 | 36,251 | 779 | 675 | (NA) |
| Women's clothing, specialty stores..... | 93 | 95 | 24,236 | 24,174 | 2,789 | 54,227 | 50,554 | 1,316 | 1,113 | 50 |
| Ready-to-wear stores..... | (NA) | 50 | (NA) | 20,833 | 2,334 | 45,114 | 41,748 | 1,129 | 942 | (NA) |
| Millinery stores..... | (NA) | 19 | (NA) | 1,755 | 301 | 6,282 | 5,992 | 120 | 106 | (NA) |
| Other clothing, specialty stores..... | (NA) | 16 | (NA) | 1,586 | 154 | 2,831 | 2,814 | 67 | 65 | (NA) |
| Other apparel stores..... | 61 | 39 | (D) | (D) | (D) | (D) | (D) | (D) | (D) | (D) |
| Furniture, home furnishings, appliance dealers, total..... | 252 | 200 | 39,960 | 38,828 | 5,828 | 113,586 | 111,448 | 1,876 | 1,783 | 230 |
| Furniture, home furnishings stores..... | 188 | 146 | 32,111 | 31,099 | 4,762 | 93,877 | 92,207 | 1,560 | 1,479 | 172 |
| Furniture stores..... | (NA) | 87 | (NA) | 25,837 | 3,909 | 76,945 | 75,994 | 1,238 | 1,186 | (NA) |
| Home furnishings stores, antique stores..... | (NA) | 59 | (NA) | 5,262 | 853 | 16,932 | 16,213 | 322 | 293 | (NA) |
| Household appliance, radio, TV stores..... | 64 | 54 | 7,849 | 7,729 | 1,066 | 19,709 | 19,241 | 316 | 304 | 58 |

Standard Notes: (D) Withheld to avoid disclosure. (NA) Not available. n.e.c. Not elsewhere classified. XXX Not applicable. (Z) Less than \$500. ... Represents zero.
¹ Group totals may include data for establishments without payroll which could not be classified by detailed kind of business.

Table 104. RETAIL TRADE: 1954 — PARISHES WITH 500 ESTABLISHMENTS OR MORE—Continued
Establishments, Sales, Payroll, and Personnel, by Kind of Business

| Parish and kind of business | Establishments | | Sales | | Payroll, entire year (\$1,000) | Payroll, workweek ended nearest Nov. 15 | | Paid employees, workweek ended nearest Nov. 15 | | Proprietors (unincorporated businesses only) ¹ (Number) |
|--|--------------------------------|--------------------------|---|--|-----------------------------------|---|----------------------------|--|---------------------------|---|
| | Total ¹ (Number) | With payroll (Number) | Total, all establishments ¹ (\$1,000) | Establishments with payroll (\$1,000) | | Total (Dollars) | Full workweek (Dollars) | Total (Number) | Full workweek (Number) | |
| ORLEANS PARISH--Con. | | | | | | | | | | |
| Automotive group, total | 200 | 138 | 93,488 | 91,988 | 9,033 | 163,203 | 161,625 | 2,210 | 2,151 | 170 |
| Passenger car dealers (franchised) | 34 | 30 | 71,625 | 71,541 | 7,422 | 132,316 | 131,728 | 1,688 | 1,673 | 19 |
| Passenger car dealers (nonfranchised) | 92 | 52 | 12,286 | 11,016 | 436 | 9,155 | 9,062 | 148 | 144 | 100 |
| Tire, battery, accessory dealers | 51 | 37 | 7,000 | 6,886 | 1,008 | 17,818 | 17,153 | 313 | 280 | 28 |
| Other automotive dealers | 23 | 19 | 2,577 | 2,545 | 167 | 3,914 | 3,682 | 61 | 54 | 23 |
| Gasoline service stations | 384 | 332 | 35,359 | 33,883 | 3,349 | 72,213 | 69,711 | 1,487 | 1,377 | 358 |
| Lumber, bldg. matls., hardware, farm equip. dealers, total | 185 | 123 | 30,959 | 29,659 | 4,948 | 92,404 | 86,061 | 1,286 | 1,186 | 182 |
| Farm equipment dealers | 3 | 3 | (D) | (D) | (D) | (D) | (D) | (D) | (D) | (D) |
| Lumber, building materials dealers | 43 | 39 | 22,218 | 22,046 | 4,015 | 77,207 | 71,094 | 996 | 910 | 28 |
| Plumbing, paint, electrical stores | 24 | 20 | (D) | (D) | (D) | (D) | (D) | (D) | (D) | (D) |
| Hardware stores | 115 | 61 | 5,242 | 4,220 | 389 | 6,873 | 6,679 | 157 | 145 | 133 |
| Drug stores, proprietary stores, total | 268 | 240 | 28,332 | 27,806 | 4,095 | 80,154 | 75,146 | 2,181 | 1,949 | 231 |
| Drug stores | (NA) | 233 | (NA) | 27,650 | 4,085 | 80,056 | 75,048 | 2,178 | 1,946 | (NA) |
| Proprietary stores | (NA) | 7 | (NA) | 156 | 10 | 98 | 98 | 3 | 3 | (NA) |
| Other retail stores, total | 685 | 399 | 40,337 | 36,361 | 5,670 | 112,053 | 109,010 | 2,104 | 1,967 | 665 |
| Liquor stores | 105 | 59 | 6,141 | 5,057 | 316 | 6,240 | 6,112 | 163 | 152 | 98 |
| Fuel, ice dealers | 41 | 11 | (D) | (D) | (D) | (D) | (D) | (D) | (D) | (D) |
| Feed, farm, garden supply stores | 11 | 9 | 2,195 | (D) | 189 | 3,680 | 3,665 | 48 | 46 | 9 |
| Jewelry stores | 64 | 50 | 8,879 | 8,713 | 1,700 | 31,422 | 30,691 | 550 | 526 | 61 |
| Book, stationery stores | 40 | 24 | (D) | (D) | (D) | (D) | (D) | (D) | (D) | (D) |
| Sporting goods, bicycle stores | 32 | 18 | 2,075 | (D) | (D) | (D) | (D) | (D) | (D) | (D) |
| Florists | 67 | 47 | 3,101 | (D) | (D) | (D) | (D) | (D) | (D) | (D) |
| Cigar stores, stands | 17 | 17 | 1,065 | 1,059 | 104 | 1,926 | 1,780 | 46 | 40 | 3 |
| News dealers, newsstands | 23 | 5 | 803 | 299 | 65 | 451 | 420 | 16 | 14 | 27 |
| Gift, novelty, souvenir stores | 56 | 32 | 1,053 | (D) | (D) | (D) | (D) | (D) | (D) | (D) |
| Music stores | 20 | 18 | (D) | (D) | (D) | (D) | (D) | (D) | (D) | (D) |
| Camera, photographic supply stores | 3 | 3 | (D) | (D) | (D) | (D) | (D) | (D) | (D) | (D) |
| Other retail stores (except second-hand) | 88 | 78 | 4,312 | 4,204 | 742 | 14,974 | 14,681 | 300 | 286 | 93 |
| Second-hand stores | 58 | 28 | 3,261 | (D) | (D) | (D) | (D) | (D) | (D) | (D) |
| Nonstore retailers, total | 334 | 66 | 38,875 | 34,891 | 7,114 | 183,924 | 168,597 | 2,824 | 2,580 | 336 |
| Mail order houses | 1 | 1 | (D) | (D) | (D) | (D) | (D) | (D) | (D) | (D) |
| Direct selling (house-to-house) organizations | 309 | 49 | 32,518 | 28,682 | 6,657 | 174,741 | 159,602 | 2,687 | 2,448 | 309 |
| Merchandise vending machine operators | 24 | 16 | (D) | (D) | (D) | (D) | (D) | (D) | (D) | 26 |
| OUACHITA PARISH | | | | | | | | | | |
| Retail trade, total | 934 | 614 | 85,764 | 80,236 | 9,170 | 177,569 | 171,842 | 3,939 | 3,555 | 888 |
| Food stores, total | 244 | 102 | 17,647 | 14,971 | 909 | 18,620 | 17,977 | 420 | 386 | 246 |
| Grocery stores | 219 | 91 | 16,408 | 13,942 | 740 | 14,893 | 14,268 | 347 | 313 | 221 |
| Meat markets, fish (seafood) markets | 8 | 4 | 302 | 270 | 26 | 624 | 606 | 21 | 21 | 7 |
| Fruit stores, vegetable markets | 7 | 3 | 106 | 60 | 3 | 20 | 20 | 1 | 1 | 9 |
| Candy, nut, confectionery stores | 4 | ••• | 103 | (D) | (D) | (D) | (D) | (D) | (D) | (D) |
| Other food stores | 6 | 4 | 728 | (D) | (D) | (D) | (D) | (D) | (D) | (D) |
| Eating, drinking places, total | 164 | 116 | 5,219 | 4,439 | 729 | 13,883 | 13,601 | 588 | 560 | 174 |
| Eating places | 99 | 75 | 3,085 | 2,859 | 568 | 10,858 | 10,737 | 484 | 466 | 106 |
| Drinking places | 63 | 41 | 2,086 | 1,580 | 161 | 3,025 | 2,864 | 104 | 94 | 66 |
| General merchandise group, total | 35 | 29 | 10,966 | 10,898 | 1,701 | 33,940 | 31,363 | 809 | 628 | 22 |
| General merchandise group (except variety) | 26 | 20 | 9,273 | 9,205 | 1,454 | 29,554 | 27,436 | 608 | 493 | 20 |
| Variety stores | 9 | 9 | 1,693 | 1,693 | 247 | 4,386 | 3,927 | 201 | 135 | 2 |
| Apparel, accessories stores, total | 88 | 70 | 6,737 | 6,603 | 900 | 16,014 | 15,391 | 433 | 372 | 64 |
| Shoe stores | 16 | 12 | 1,245 | 1,209 | 160 | 2,624 | 2,431 | 65 | 44 | 10 |
| Men's, boys' clothing and furnishings stores | (NA) | 14 | (NA) | (D) | 199 | 2,891 | 2,824 | 58 | 53 | (NA) |
| Family clothing stores | (NA) | 13 | (NA) | 833 | 104 | 2,252 | 2,112 | 68 | 54 | (NA) |
| Women's clothing, specialty stores | 31 | 25 | 2,671 | 2,615 | 386 | 6,940 | 6,777 | 209 | 193 | 18 |
| Ready-to-wear stores | (NA) | 19 | (NA) | 2,492 | 360 | 6,442 | 6,279 | 196 | 180 | (NA) |
| Other clothing, specialty stores | (NA) | 6 | (NA) | 123 | 26 | 498 | 498 | 13 | 13 | (NA) |
| Other apparel stores | 12 | 6 | 529 | (D) | 51 | 1,307 | 1,247 | 33 | 28 | 11 |
| Furniture, home furnishings, appliance dealers, total | 47 | 43 | 5,485 | 5,457 | 675 | 13,364 | 13,037 | 237 | 229 | 40 |
| Furniture, home furnishings stores, antique stores | 29 | 29 | 2,825 | 2,825 | 356 | 6,520 | 6,458 | 132 | 128 | 27 |
| Household appliance, radio, TV stores | 18 | 14 | 2,660 | 2,632 | 319 | 6,844 | 6,579 | 105 | 101 | 13 |
| Automotive group | 38 | 34 | 15,613 | 15,413 | 1,498 | 30,068 | 30,028 | 401 | 400 | 34 |
| Gasoline service stations | 85 | 75 | 5,821 | (D) | 554 | 10,731 | 10,519 | 279 | 257 | 97 |
| Lumber, bldg. matls., hardware, farm equip. dealers, total | 38 | 34 | 7,760 | 7,728 | 1,163 | 21,378 | 20,851 | 350 | 331 | 23 |
| Farm equipment dealers | 7 | 7 | 1,339 | 1,339 | 199 | 3,395 | 3,370 | 60 | 59 | 3 |
| Lumber, building materials, supplies, equipment dealers | 22 | 20 | 5,924 | (D) | 921 | 17,142 | 16,640 | 270 | 252 | 13 |
| Hardware stores | 9 | 7 | 497 | (D) | 43 | 841 | 841 | 20 | 20 | 7 |
| Drug stores, proprietary stores, total | 36 | 34 | 2,376 | (D) | 289 | 5,668 | 5,423 | 138 | 124 | 30 |
| Drug stores | (NA) | 33 | (NA) | (D) | (D) | (D) | (D) | (D) | (D) | (NA) |
| Proprietary stores | (NA) | 1 | (NA) | (D) | (D) | (D) | (D) | (D) | (D) | (NA) |
| Other retail stores, total | 125 | 71 | 7,246 | 6,364 | 715 | 13,227 | 13,015 | 272 | 258 | 121 |
| Liquor stores | 27 | 15 | 1,511 | 1,133 | 27 | 526 | 515 | 15 | 14 | 26 |
| Fuel, ice dealers | 6 | 2 | 523 | (D) | (D) | (D) | (D) | (D) | (D) | (D) |
| Feed, farm, garden supply stores | 12 | 12 | 1,999 | 1,999 | 114 | 2,147 | 2,041 | 39 | 36 | 18 |
| Jewelry stores | 16 | 8 | 967 | 855 | 126 | 2,714 | 2,676 | 67 | 64 | 11 |
| Book, stationery stores | 1 | 1 | (D) | (D) | (D) | (D) | (D) | (D) | (D) | (D) |
| Other retail stores (except second-hand) | 39 | 29 | (D) | 1,699 | 310 | 5,381 | 5,324 | 101 | 94 | 33 |
| Second-hand stores | 10 | 4 | 188 | 140 | 17 | 450 | 450 | 8 | 8 | 12 |
| Nonstore retailers | 34 | 6 | 894 | 506 | 37 | 676 | 637 | 12 | 10 | 37 |

Standard Notes: (D) Withheld to avoid disclosure. (NA) Not available. n.e.c. Not elsewhere classified. XXX Not applicable. (Z) Less than \$500. ... Represents zero.
¹ Group totals may include data for establishments without payroll which could not be classified by detailed kind of business.

Table 104. RETAIL TRADE: 1954 — PARISHES WITH 500 ESTABLISHMENTS OR MORE—Continued
Establishments, Sales, Payroll, and Personnel, by Kind of Business

| Parish and kind of business | Establishments | | Sales | | Payroll, entire year (\$1,000) | Payroll, workweek ended nearest Nov. 15 | | Paid employees, workweek ended nearest Nov. 15 | | Proprietors (unincorporated businesses only) ¹ (Number) |
|--|--------------------------------|--------------------------|---|--|-----------------------------------|---|----------------------------|--|---------------------------|---|
| | Total ¹ (Number) | With payroll (Number) | Total, all establishments ¹ (\$1,000) | Establishments with payroll (\$1,000) | | Total (Dollars) | Full workweek (Dollars) | Total (Number) | Full workweek (Number) | |
| RAPIDES PARISH | | | | | | | | | | |
| Retail trade, total..... | 849 | 551 | 74,939 | 68,781 | 7,564 | 146,805 | 141,305 | 3,359 | 3,029 | 831 |
| Food stores, total..... | 239 | 97 | 16,274 | 13,232 | 757 | 15,299 | 14,137 | 384 | 324 | 252 |
| Grocery stores..... | 215 | 87 | 15,496 | 12,682 | 720 | 14,483 | 13,412 | 363 | 307 | 227 |
| Meat markets, fish (seafood) markets..... | 11 | 5 | 408 | 292 | 19 | 518 | 458 | 9 | 8 | 11 |
| Fruit stores, vegetable markets..... | 3 | 1 | (D) | (D) | (D) | (D) | (D) | (D) | (D) | (D) |
| Candy, nut, confectionery stores..... | ••• | ••• | ••• | ••• | ••• | ••• | ••• | ••• | ••• | ••• |
| Other food stores..... | 8 | 4 | (D) | (D) | (D) | (D) | (D) | (D) | (D) | (D) |
| Eating, drinking places, total..... | 158 | 122 | 4,156 | 3,652 | 504 | 10,311 | 9,790 | 472 | 437 | 174 |
| Eating places..... | 97 | 79 | 2,799 | 2,541 | 419 | 8,806 | 8,450 | 403 | 377 | 105 |
| Drinking places..... | 61 | 43 | 1,357 | 1,111 | 85 | 1,505 | 1,340 | 69 | 60 | 69 |
| General merchandise group, total..... | 42 | 32 | 12,002 | 11,746 | 1,660 | 34,771 | 32,556 | 757 | 624 | 31 |
| General merchandise group (except variety)..... | 36 | 26 | 10,003 | 9,747 | 1,421 | 29,995 | 28,593 | 557 | 498 | 30 |
| Variety stores..... | 6 | 6 | 1,999 | 1,999 | 239 | 4,776 | 3,963 | 200 | 126 | 1 |
| Apparel, accessories stores, total..... | 46 | 42 | 5,077 | 5,039 | 669 | 13,779 | 13,351 | 315 | 276 | 41 |
| Shoe stores..... | 12 | 12 | 950 | 950 | 105 | 1,944 | 1,840 | 45 | 34 | 11 |
| Men's, boys' clothing and furnishings stores..... | (NA) | 6 | (NA) | (D) | 67 | 1,341 | 1,327 | 24 | 22 | (NA) |
| Family clothing stores..... | (NA) | 8 | (NA) | 2,181 | 367 | 7,553 | 7,540 | 137 | 134 | (NA) |
| Women's clothing, specialty stores..... | 15 | 13 | 1,157 | (D) | 110 | 2,359 | 2,062 | 93 | 70 | 9 |
| Ready-to-wear stores..... | (NA) | 11 | (NA) | 1,012 | (D) | (D) | (D) | (D) | (D) | (NA) |
| Other clothing, specialty stores..... | (NA) | 2 | (NA) | (D) | (D) | (D) | (D) | (D) | (D) | (NA) |
| Other apparel stores..... | 3 | 3 | 212 | 212 | 20 | 582 | 582 | 16 | 16 | 5 |
| Furniture, home furnishings, appliance dealers, total..... | 34 | 26 | 3,982 | 3,752 | 549 | 11,297 | 11,207 | 192 | 187 | 35 |
| Furniture, home furnishings stores, antique stores..... | 22 | 18 | 2,312 | 2,172 | 328 | 6,512 | 6,482 | 114 | 113 | 22 |
| Household appliance, radio, TV stores..... | 12 | 8 | 1,670 | 1,580 | 221 | 4,785 | 4,725 | 78 | 74 | 13 |
| Automotive group..... | 39 | 31 | 13,264 | 12,848 | 1,215 | 20,168 | 20,168 | 352 | 352 | 35 |
| Gasoline service stations..... | 98 | 76 | 6,029 | 5,611 | 527 | 10,220 | 9,972 | 250 | 232 | 92 |
| Lumber, bldg. mats., hardware, farm equip. dealers, total..... | 42 | 36 | 4,895 | 4,751 | 564 | 10,353 | 10,171 | 193 | 186 | 34 |
| Farm equipment dealers..... | 2 | 2 | (D) | (D) | (D) | (D) | (D) | (D) | (D) | (D) |
| Lumber, building materials, supplies, equipment dealers..... | 25 | 23 | (D) | (D) | (D) | (D) | (D) | (D) | (D) | (D) |
| Hardware stores..... | 15 | 11 | 851 | 713 | 80 | 1,452 | 1,430 | 35 | 33 | 13 |
| Drug stores, proprietary stores, total..... | 27 | 23 | 2,006 | 1,952 | 242 | 4,813 | 4,499 | 139 | 122 | 24 |
| Drug stores..... | (NA) | 23 | (NA) | 1,952 | 242 | 4,813 | 4,499 | 139 | 122 | (NA) |
| Proprietary stores..... | (NA) | ••• | (NA) | ••• | ••• | ••• | ••• | ••• | ••• | (NA) |
| Other retail stores, total..... | 82 | 60 | 6,226 | 5,812 | 824 | 14,672 | 14,392 | 288 | 273 | 67 |
| Liquor stores..... | 22 | 12 | 973 | 733 | 54 | 789 | 779 | 21 | 20 | 19 |
| Fuel, ice dealers..... | 7 | 5 | 1,006 | (D) | 206 | 4,491 | 4,437 | 68 | 63 | 3 |
| Feed, farm, garden supply stores..... | 7 | 5 | 1,327 | 1,327 | 107 | 1,744 | 1,708 | 32 | 31 | 5 |
| Jewelry stores..... | 6 | 6 | 853 | 853 | 155 | 2,230 | 2,142 | 62 | 58 | 5 |
| Book, stationery stores..... | 2 | 2 | (D) | (D) | (D) | (D) | (D) | (D) | (D) | (D) |
| Other retail stores (except second-hand)..... | 28 | 22 | (D) | 1,109 | (D) | (D) | (D) | (D) | (D) | (D) |
| Second-hand stores..... | 6 | 6 | 655 | 655 | 84 | 1,330 | 1,258 | 29 | 27 | 4 |
| Nonstore retailers..... | 42 | 6 | 1,028 | 386 | 53 | 1,122 | 1,062 | 17 | 16 | 46 |
| ST. LANDRY PARISH | | | | | | | | | | |
| Retail trade, total..... | 753 | 385 | 48,339 | 42,229 | 4,997 | 98,415 | 96,057 | 2,426 | 2,267 | 776 |
| Food stores, total..... | 257 | 49 | 8,231 | 4,577 | 237 | 4,439 | 4,371 | 141 | 135 | 269 |
| Grocery stores..... | 229 | 43 | 7,618 | 4,318 | 216 | 4,011 | 3,943 | 126 | 120 | 238 |
| Meat markets, fish (seafood) markets..... | 21 | 3 | 467 | 151 | 8 | 154 | 154 | 4 | 4 | 24 |
| Fruit stores, vegetable markets..... | 6 | 2 | (D) | (D) | (D) | (D) | (D) | (D) | (D) | (D) |
| Candy, nut, confectionery stores..... | ••• | ••• | ••• | ••• | ••• | ••• | ••• | ••• | ••• | ••• |
| Other food stores..... | 1 | 1 | (D) | (D) | (D) | (D) | (D) | (D) | (D) | (D) |
| Eating, drinking places, total..... | 136 | 90 | 3,694 | 2,934 | 380 | 7,727 | 7,530 | 315 | 294 | 162 |
| Eating places..... | 70 | 54 | 1,939 | 1,725 | 253 | 5,635 | 5,524 | 230 | 220 | 82 |
| Drinking places..... | 64 | 36 | 1,753 | 1,209 | 127 | 2,092 | 2,006 | 85 | 74 | 78 |
| General merchandise group, total..... | 67 | 37 | 7,040 | 6,454 | 921 | 19,112 | 18,376 | 563 | 503 | 66 |
| General merchandise group (except variety)..... | 61 | 31 | 5,889 | 5,303 | 717 | 15,314 | 14,979 | 396 | 365 | 63 |
| Variety stores..... | 6 | 6 | 1,151 | 1,151 | 204 | 3,798 | 3,397 | 167 | 138 | 3 |
| Apparel, accessories stores, total..... | 30 | 28 | 2,831 | (D) | 371 | 6,776 | 6,639 | 172 | 156 | 24 |
| Shoe stores..... | 6 | 6 | 575 | 575 | 132 | 2,038 | 2,025 | 43 | 41 | 2 |
| Men's, boys' clothing and furnishings stores..... | 4 | 4 | 472 | 472 | (D) | (D) | (D) | (D) | (D) | (D) |
| Family clothing stores..... | 3 | 3 | 621 | 621 | 112 | 1,930 | 1,905 | 39 | 37 | 4 |
| Women's clothing, specialty stores..... | 14 | 14 | 966 | 966 | 97 | 2,113 | 2,014 | 76 | 64 | 9 |
| Ready-to-wear stores..... | 13 | 13 | (D) | (D) | (D) | (D) | (D) | (D) | (D) | (D) |
| Other clothing, specialty stores..... | 1 | 1 | (D) | (D) | (D) | (D) | (D) | (D) | (D) | (D) |
| Other apparel stores..... | 3 | 1 | 197 | (D) | (D) | (D) | (D) | (D) | (D) | (D) |
| Furniture, home furnishings, appliance dealers, total..... | 21 | 21 | 4,748 | 4,748 | 719 | 14,997 | 14,991 | 301 | 301 | 17 |
| Furniture, home furnishings stores, antique stores..... | 15 | 15 | 4,362 | 4,362 | 671 | 13,928 | 13,928 | 278 | 278 | 11 |
| Household appliance, radio, TV stores..... | 6 | 6 | 386 | 386 | 48 | 1,069 | 1,063 | 23 | 23 | 6 |
| Automotive group..... | 21 | 21 | 9,874 | 9,874 | 1,081 | 19,133 | 19,129 | 350 | 349 | 17 |
| Gasoline service stations..... | 79 | 49 | 3,319 | 2,855 | 270 | 4,949 | 4,714 | 149 | 137 | 80 |
| Lumber, bldg. mats., hardware, farm equip. dealers, total..... | 40 | 34 | 4,393 | 4,327 | 594 | 12,761 | 11,993 | 244 | 218 | 36 |
| Farm equipment dealers..... | 11 | 9 | (D) | (D) | 213 | 4,139 | 4,081 | 65 | 64 | 12 |
| Lumber, building materials, supplies, equipment dealers..... | 18 | 18 | (D) | (D) | 322 | 7,371 | 6,661 | 156 | 131 | 13 |
| Hardware stores..... | 11 | 7 | 554 | 516 | 59 | 1,251 | 1,251 | 23 | 23 | 11 |

Standard Notes: (D) Withheld to avoid disclosure. (NA) Not available. n.e.c. Not elsewhere classified. XXX Not applicable. (Z) Less than \$500. ... Represents zero.
¹ Group totals may include data for establishments without payroll which could not be classified by detailed kind of business.

Table 104. RETAIL TRADE: 1954 — PARISHES WITH 500 ESTABLISHMENTS OR MORE—Continued

Establishments, Sales, Payroll, and Personnel, by Kind of Business

| Parish and kind of business | Establishments | | Sales | | Payroll, entire year (\$1,000) | Payroll, workweek ended nearest Nov. 15 | | Paid employees, workweek ended nearest Nov. 15 | | Proprietors (unincorporated businesses only) ¹ (Number) |
|--|--------------------------------|--------------------------|---|--|-----------------------------------|---|----------------------------|--|---------------------------|---|
| | Total ¹ (Number) | With payroll (Number) | Total, all establishments ¹ (\$1,000) | Establishments with payroll (\$1,000) | | Total (Dollars) | Full workweek (Dollars) | Total (Number) | Full workweek (Number) | |
| ST. LANDRY PARISH--Con. | | | | | | | | | | |
| Drug stores, proprietary stores, total..... | 12 | 12 | 987 | 987 | 125 | 2,792 | 2,720 | 70 | 61 | 12 |
| Drug stores..... | 12 | 12 | 987 | 987 | 125 | 2,792 | 2,720 | 70 | 61 | 12 |
| Proprietary stores..... | ... | ... | ... | ... | ... | ... | ... | ... | ... | ... |
| Other retail stores, total..... | 78 | 42 | 3,135 | (D) | (D) | (D) | (D) | (D) | (D) | (D) |
| Liquor stores..... | 21 | 11 | 675 | 561 | 28 | 478 | 468 | 18 | 16 | 21 |
| Fuel, ice dealers..... | 11 | 5 | 976 | 934 | 173 | 3,359 | 3,359 | 53 | 53 | 7 |
| Feed, farm, garden supply stores..... | 8 | 6 | 716 | (D) | 30 | 705 | 628 | 18 | 15 | 9 |
| Jewelry stores..... | 9 | 7 | 259 | (D) | 31 | 574 | 560 | 13 | 12 | 13 |
| Book, stationery stores..... | 3 | 1 | (D) | (D) | (D) | (D) | (D) | (D) | (D) | (D) |
| Other retail stores (except second-hand)..... | 11 | 9 | 244 | (D) | 21 | 300 | 296 | 11 | 10 | 14 |
| Second-hand stores..... | 3 | 3 | (D) | (D) | (D) | (D) | (D) | (D) | (D) | (D) |
| Nonstore retailers..... | 12 | 2 | 87 | (D) | (D) | (D) | (D) | (D) | (D) | (D) |
| TANGIPAHOA PARISH | | | | | | | | | | |
| Retail trade, total..... | 525 | 311 | 44,023 | 39,303 | 3,405 | 65,589 | 63,067 | 1,669 | 1,464 | 553 |
| Food stores, total..... | 158 | 78 | 9,800 | (D) | (D) | (D) | (D) | (D) | (D) | (D) |
| Grocery stores..... | 147 | 75 | 9,492 | 6,982 | 357 | 6,467 | 6,021 | 185 | 146 | 172 |
| Meat markets, fish (seafood) markets..... | 7 | 3 | (D) | (D) | (D) | (D) | (D) | (D) | (D) | (D) |
| Fruit stores, vegetable markets..... | ... | ... | ... | ... | ... | ... | ... | ... | ... | ... |
| Candy, nut, confectionery stores..... | ... | ... | ... | ... | ... | ... | ... | ... | ... | ... |
| Other food stores..... | 2 | ... | (D) | ... | ... | ... | ... | ... | ... | (D) |
| Eating, drinking places, total..... | 91 | 59 | 2,478 | 2,140 | 280 | 5,221 | 4,967 | 244 | 220 | 101 |
| Eating places..... | 54 | 38 | 1,447 | 1,261 | 198 | 3,819 | 3,677 | 188 | 173 | 62 |
| Drinking places..... | 37 | 21 | 1,031 | 879 | 82 | 1,402 | 1,290 | 56 | 47 | 39 |
| General merchandise group, total..... | 44 | 30 | 6,746 | 6,336 | 624 | 11,126 | 10,531 | 345 | 268 | 40 |
| General merchandise group (except variety)..... | 36 | 24 | 5,897 | 5,527 | 515 | 9,406 | 9,061 | 252 | 221 | 37 |
| Variety stores..... | 6 | 6 | 809 | 809 | 109 | 1,720 | 1,470 | 93 | 47 | 1 |
| Apparel, accessories stores, total..... | 24 | 16 | 1,390 | 1,238 | 122 | 2,758 | 2,618 | 77 | 63 | 35 |
| Shoe stores..... | 6 | 4 | (D) | (D) | (D) | (D) | (D) | (D) | (D) | (D) |
| Men's, boys' clothing and furnishings stores..... | 2 | 2 | (D) | (D) | (D) | (D) | (D) | (D) | (D) | (D) |
| Family clothing stores..... | 6 | 6 | 740 | 740 | 80 | 1,852 | 1,754 | 50 | 43 | 10 |
| Women's clothing, specialty stores..... | 8 | 4 | 251 | 179 | 17 | 354 | 330 | 12 | 8 | 11 |
| Ready-to-wear stores..... | (NA) | 4 | (NA) | 179 | 17 | 354 | 330 | 12 | 8 | (NA) |
| Other clothing, specialty stores..... | (NA) | ... | (NA) | ... | ... | ... | ... | ... | ... | (NA) |
| Other apparel stores..... | ... | ... | ... | ... | ... | ... | ... | ... | ... | ... |
| Furniture, home furnishings, appliance dealers, total..... | 19 | 15 | 1,374 | 1,220 | 139 | 2,695 | 2,595 | 55 | 52 | 16 |
| Furniture, home furnishings stores, antique stores..... | 14 | 12 | 1,009 | (D) | 111 | 2,182 | 2,102 | 42 | 40 | 10 |
| Household appliance, radio, TV stores..... | 5 | 3 | 365 | (D) | 28 | 513 | 493 | 13 | 12 | 6 |
| Automotive group..... | 24 | 24 | 8,903 | 8,903 | 789 | 15,099 | 15,011 | 247 | 244 | 23 |
| Gasoline service stations..... | 56 | 42 | 3,579 | 3,185 | 257 | 5,856 | 5,485 | 143 | 128 | 49 |
| Lumber, bldg. mats., hardware, farm equip. dealers, total..... | 31 | 27 | 3,537 | 3,389 | 255 | 5,425 | 5,246 | 115 | 104 | 32 |
| Farm equipment dealers..... | 6 | 6 | 694 | 694 | 78 | 1,760 | 1,728 | 30 | 29 | 3 |
| Lumber, building materials, supplies, equipment dealers..... | 16 | 14 | 2,257 | (D) | 141 | 3,077 | 3,001 | 69 | 62 | 20 |
| Hardware stores..... | 9 | 7 | 586 | (D) | 36 | 588 | 517 | 16 | 13 | 9 |
| Drug stores, proprietary stores, total..... | 18 | 16 | 1,322 | (D) | 138 | 2,578 | 2,564 | 74 | 72 | 20 |
| Drug stores..... | (NA) | 16 | (NA) | (D) | 138 | 2,578 | 2,564 | 74 | 72 | (NA) |
| Proprietary stores..... | (NA) | ... | (NA) | ... | ... | ... | ... | ... | ... | (NA) |
| Other retail stores, total..... | 50 | 32 | 4,623 | 4,351 | 421 | 7,998 | 7,676 | 177 | 161 | 46 |
| Liquor stores..... | 6 | 4 | 175 | (D) | 9 | 165 | 148 | 4 | 3 | 6 |
| Fuel, ice dealers..... | 7 | 7 | 1,240 | 1,240 | 229 | 4,133 | 4,133 | 82 | 82 | 5 |
| Feed, farm, garden supply stores..... | 9 | 9 | 2,437 | 2,437 | 118 | 2,266 | 2,159 | 56 | 48 | 8 |
| Jewelry stores..... | 9 | 3 | (D) | (D) | (D) | (D) | (D) | (D) | (D) | (D) |
| Book, stationery stores..... | 1 | 1 | (D) | (D) | (D) | (D) | (D) | (D) | (D) | (D) |
| Other retail stores (except second-hand)..... | 14 | 8 | 400 | 248 | 36 | 742 | 664 | 22 | 17 | 13 |
| Second-hand stores..... | ... | ... | ... | ... | ... | ... | ... | ... | ... | ... |
| Nonstore retailers..... | 10 | 2 | 271 | (D) | (D) | (D) | (D) | (D) | (D) | (D) |

Standard Notes: (D) Withheld to avoid disclosure. (NA) Not available. n.e.c. Not elsewhere classified. XXX Not applicable. (Z) Less than \$500. ... Represents zero.
¹ Group totals may include data for establishments without payroll which could not be classified by detailed kind of business.

Table 105. RETAIL TRADE: 1954 — CITIES WITH 500 ESTABLISHMENTS OR MORE

Establishments, Sales, Payroll, and Personnel, by Kind of Business

| City and kind of business | Establishments | | Sales | | Payroll, entire year (\$1,000) | Payroll, workweek ended nearest Nov. 15 | | Paid employees, workweek ended nearest Nov. 15 | | Proprietors (unincorporated businesses only) ¹ (Number) |
|--|--------------------------------|--------------------------|---|--|-----------------------------------|---|----------------------------|--|---------------------------|---|
| | Total ¹ (Number) | With payroll (Number) | Total, all establishments ¹ (\$1,000) | Establishments with payroll (\$1,000) | | Total (Dollars) | Full workweek (Dollars) | Total (Number) | Full workweek (Number) | |
| ALEXANDRIA | | | | | | | | | | |
| Retail trade, total..... | 548 | 378 | 58,561 | 54,959 | 6,320 | 122,806 | 118,362 | 2,753 | 2,486 | 531 |
| Food stores, total..... | 132 | 56 | 9,826 | 8,126 | 489 | 9,982 | 9,312 | 234 | 199 | 139 |
| Grocery stores..... | 117 | 49 | 9,203 | 7,653 | 462 | 9,367 | 8,719 | 219 | 186 | 124 |
| Meat markets, fish (seafood) markets..... | 8 | 4 | 336 | (D) | (D) | (D) | (D) | (D) | (D) | (D) |
| Fruit stores, vegetable markets..... | 3 | 1 | (D) | (D) | (D) | (D) | (D) | (D) | (D) | (D) |
| Candy, nut, confectionery stores..... | ••• | ••• | ••• | ••• | ••• | ••• | ••• | ••• | ••• | ••• |
| Other food stores..... | 2 | 2 | (D) | (D) | (D) | (D) | (D) | (D) | (D) | (D) |
| Eating, drinking places, total..... | 110 | 86 | 2,960 | 2,638 | 395 | 8,232 | 7,833 | 369 | 344 | 118 |
| Eating places..... | 67 | 55 | 2,032 | 1,858 | 329 | 6,999 | 6,714 | 314 | 293 | 74 |
| Drinking places..... | 43 | 31 | 928 | 780 | 66 | 1,233 | 1,119 | 55 | 51 | 44 |
| General merchandise group, total..... | 23 | 17 | 11,147 | 11,039 | 1,604 | 33,664 | 31,517 | 716 | 592 | 15 |
| General merchandise group (except variety)..... | 18 | 12 | (D) | (D) | (D) | (D) | (D) | (D) | (D) | (D) |
| Variety stores..... | 5 | 5 | (D) | (D) | (D) | (D) | (D) | (D) | (D) | (D) |
| Apparel, accessories stores, total..... | 44 | 40 | (D) | (D) | (D) | (D) | (D) | (D) | (D) | (D) |
| Shoe stores..... | 12 | 12 | 950 | 950 | 105 | 1,944 | 1,840 | 45 | 34 | 11 |
| Men's, boys' clothing and furnishings stores..... | (NA) | 5 | (NA) | (D) | (D) | (D) | (D) | (D) | (D) | (NA) |
| Family clothing stores..... | (NA) | 7 | (NA) | (D) | (D) | (D) | (D) | (D) | (D) | (NA) |
| Women's clothing, specialty stores..... | 15 | 13 | 1,157 | (D) | 110 | 2,359 | 2,062 | 93 | 70 | 9 |
| Ready-to-wear stores..... | (NA) | 11 | (NA) | 1,012 | (D) | (D) | (D) | (D) | (D) | (NA) |
| Other clothing, specialty stores..... | (NA) | 2 | (NA) | (D) | (D) | (D) | (D) | (D) | (D) | (NA) |
| Other apparel stores..... | 3 | 3 | 212 | 212 | 20 | 582 | 582 | 16 | 16 | 5 |
| Furniture, home furnishings, appliance dealers, total..... | 27 | 23 | 3,097 | 3,023 | 441 | 8,855 | 8,765 | 157 | 152 | 28 |
| Furniture, home furnishings stores, antique stores..... | 19 | 17 | 2,165 | (D) | (D) | (D) | (D) | (D) | (D) | (D) |
| Household appliance, radio, TV stores..... | 8 | 6 | 932 | (D) | (D) | (D) | (D) | (D) | (D) | (D) |
| Automotive group..... | 32 | 26 | 12,924 | 12,518 | 1,181 | 19,145 | 19,145 | 336 | 336 | 29 |
| Gasoline service stations..... | 47 | 43 | 3,345 | 3,277 | 307 | 6,260 | 6,187 | 146 | 138 | 41 |
| Lumber, bldg. mats., hardware, farm equip. dealers, total..... | 24 | 20 | 2,903 | 2,869 | 391 | 7,232 | 7,157 | 129 | 128 | 21 |
| Farm equipment dealers..... | 2 | 2 | (D) | (D) | (D) | (D) | (D) | (D) | (D) | (D) |
| Lumber, building materials, supplies, equipment dealers..... | 14 | 12 | (D) | (D) | (D) | (D) | (D) | (D) | (D) | (D) |
| Hardware stores..... | 8 | 6 | 516 | (D) | 63 | 1,260 | 1,260 | 29 | 29 | 7 |
| Drug stores, proprietary stores, total..... | 18 | 16 | 699 | (D) | 212 | 4,158 | 3,864 | 120 | 104 | 16 |
| Drug stores..... | (NA) | 16 | (NA) | (D) | 212 | 4,158 | 3,864 | 120 | 104 | (NA) |
| Proprietary stores..... | (NA) | ••• | (NA) | ••• | ••• | ••• | ••• | ••• | ••• | (NA) |
| Other retail stores, total..... | 66 | 46 | (D) | 4,529 | 591 | 10,643 | 10,435 | 220 | 207 | (D) |
| Liquor stores..... | 20 | 10 | (D) | (D) | (D) | (D) | (D) | (D) | (D) | (D) |
| Fuel, ice dealers..... | 4 | 2 | 306 | (D) | (D) | (D) | (D) | (D) | (D) | (D) |
| Feed, farm, garden supply stores..... | 4 | 4 | 996 | 996 | 82 | 1,407 | 1,371 | 26 | 25 | 2 |
| Jewelry stores..... | 5 | 5 | (D) | (D) | (D) | (D) | (D) | (D) | (D) | (D) |
| Book, stationery stores..... | 2 | 2 | (D) | (D) | (D) | (D) | (D) | (D) | (D) | (D) |
| Other retail stores (except second-hand)..... | 22 | 18 | 1,049 | 1,019 | 163 | 3,071 | 3,051 | 59 | 57 | 22 |
| Second-hand stores..... | 5 | 5 | (D) | (D) | (D) | (D) | (D) | (D) | (D) | (D) |
| Nonstore retailers..... | 25 | 5 | 764 | (D) | (D) | (D) | (D) | (D) | (D) | (D) |
| BATON ROUGE | | | | | | | | | | |
| Retail trade, total..... | 1,341 | 987 | 190,372 | 182,030 | 21,029 | 452,361 | 437,904 | 9,821 | 8,937 | 1,241 |
| Food stores, total..... | 309 | 149 | 37,047 | 33,495 | 2,061 | 42,596 | 40,865 | 1,064 | 904 | 331 |
| Grocery stores..... | 272 | 128 | 34,818 | 31,428 | 1,908 | 39,603 | 38,056 | 987 | 837 | 291 |
| Meat markets, fish (seafood) markets..... | 16 | 10 | 1,762 | 1,672 | 76 | 1,583 | 1,555 | 32 | 31 | 18 |
| Fruit stores, vegetable markets..... | 2 | 2 | (D) | (D) | (D) | (D) | (D) | (D) | (D) | (D) |
| Candy, nut, confectionery stores..... | 8 | 2 | 132 | (D) | (D) | (D) | (D) | (D) | (D) | (D) |
| Other food stores..... | 11 | 7 | (D) | (D) | (D) | (D) | (D) | (D) | (D) | (D) |
| Eating, drinking places, total..... | 222 | 178 | 11,444 | 10,590 | 2,095 | 46,099 | 44,153 | 1,521 | 1,360 | 222 |
| Eating places..... | 131 | 107 | 8,169 | 7,805 | 1,768 | 38,823 | 36,991 | 1,296 | 1,151 | 125 |
| Drinking places..... | 91 | 71 | 3,275 | 2,785 | 327 | 7,276 | 7,162 | 225 | 209 | 97 |
| General merchandise group, total..... | 41 | 29 | 22,200 | 22,012 | 3,178 | 84,200 | 79,841 | 2,034 | 1,814 | 30 |
| General merchandise group (except variety)..... | 28 | 20 | (D) | (D) | (D) | (D) | (D) | (D) | (D) | (D) |
| Variety stores..... | 13 | 9 | (D) | (D) | (D) | (D) | (D) | (D) | (D) | (D) |
| Apparel, accessories stores, total..... | 111 | 105 | 15,799 | 15,603 | 1,973 | 42,419 | 40,090 | 945 | 799 | 57 |
| Shoe stores..... | 29 | 27 | 2,893 | (D) | 351 | 6,921 | 6,208 | 161 | 111 | 10 |
| Men's, boys' clothing and furnishings stores..... | 17 | 17 | 2,764 | 2,764 | 332 | 6,950 | 6,727 | 123 | 116 | 13 |
| Family clothing stores..... | 16 | 16 | 4,167 | 4,167 | 631 | 15,540 | 14,515 | 300 | 244 | 7 |
| Women's clothing, specialty stores..... | 41 | 39 | 5,533 | (D) | 631 | 12,409 | 12,108 | 341 | 313 | 19 |
| Ready-to-wear stores..... | (NA) | 32 | (NA) | 5,133 | 578 | 11,390 | 11,116 | 313 | 288 | (NA) |
| Other clothing, specialty stores..... | (NA) | 7 | (NA) | (D) | 53 | 1,019 | 992 | 28 | 25 | (NA) |
| Other apparel stores..... | 6 | 6 | 552 | 552 | 28 | 599 | 532 | 20 | 15 | 6 |
| Furniture, home furnishings, appliance dealers, total..... | 84 | 76 | 12,182 | (D) | (D) | (D) | (D) | (D) | (D) | (D) |
| Furniture, home furnishings stores, antique stores..... | 52 | 48 | (D) | 8,115 | 1,187 | 20,851 | 20,336 | 401 | 386 | (D) |
| Household appliance, radio, TV stores..... | 32 | 28 | (D) | (D) | (D) | (D) | (D) | (D) | (D) | (D) |

Standard Notes: (D) Withheld to avoid disclosure. (NA) Not available. n.e.c. Not elsewhere classified. XXX Not applicable. (Z) Less than \$500. ... Represents zero.
¹ Group totals may include data for establishments without payroll which could not be classified by detailed kind of business.

RETAIL TRADE—AREA STATISTICS

Table 105. RETAIL TRADE: 1954 — CITIES WITH 500 ESTABLISHMENTS OR MORE—Continued

Establishments, Sales, Payroll, and Personnel, by Kind of Business

| City and kind of business | Establishments | | Sales | | Payroll, entire year (\$1,000) | Payroll, workweek ended nearest Nov. 15 | | Paid employees, workweek ended nearest Nov. 15 | | Proprietors (unincorporated businesses only) ¹ (Number) |
|--|--------------------------------|--------------------------|---|--|-----------------------------------|---|----------------------------|--|---------------------------|---|
| | Total ¹ (Number) | With payroll (Number) | Total, all establishments ¹ (\$1,000) | Establishments with payroll (\$1,000) | | Total (Dollars) | Full workweek (Dollars) | Total (Number) | Full workweek (Number) | |
| BATON ROUGE--Con. | | | | | | | | | | |
| Automotive group..... | 69 | 55 | 39,558 | 38,444 | 3,695 | 69,661 | 68,905 | 916 | 889 | 69 |
| Gasoline service stations..... | 159 | 143 | 12,997 | 12,575 | 1,382 | 28,476 | 27,938 | 684 | 652 | 162 |
| Lumber, bldg. mats., hardware, farm equip. dealers, total..... | 74 | 56 | 16,385 | (D) | (D) | (D) | (D) | (D) | (D) | (D) |
| Farm equipment dealers..... | 4 | 4 | 1,001 | 1,001 | 99 | 2,120 | 2,120 | 31 | 31 | 3 |
| Lumber, building materials, supplies, equipment dealers..... | 48 | 42 | (D) | (D) | (D) | (D) | (D) | (D) | (D) | 36 |
| Hardware stores..... | 22 | 10 | (D) | 1,771 | 212 | 3,583 | 3,534 | 74 | 75 | (D) |
| Drug stores, proprietary stores, total..... | 68 | 64 | 7,095 | 6,971 | 853 | 15,860 | 14,750 | 447 | 385 | 61 |
| Drug stores..... | (NA) | 61 | (NA) | 6,905 | 849 | 15,838 | 14,728 | 445 | 383 | (NA) |
| Proprietary stores..... | (NA) | 3 | (NA) | 66 | 4 | 22 | 22 | 2 | 2 | (NA) |
| Other retail stores, total..... | 157 | 113 | (D) | 10,592 | 1,495 | 29,724 | 29,028 | 563 | 525 | (D) |
| Liquor stores..... | 41 | 29 | (D) | (D) | (D) | (D) | (D) | (D) | (D) | (D) |
| Fuel, ice dealers..... | 5 | 3 | (D) | (D) | (D) | (D) | (D) | (D) | (D) | (D) |
| Feed, farm, garden supply stores..... | 8 | 8 | 1,466 | 1,466 | 241 | 3,858 | 3,858 | 73 | 73 | 5 |
| Jewelry stores..... | 15 | 13 | 2,134 | (D) | 389 | 8,472 | 8,189 | 123 | 117 | 8 |
| Book, stationery stores..... | 12 | 10 | 1,606 | (D) | 184 | 3,470 | 3,386 | 63 | 59 | 12 |
| Other retail stores (except second-hand)..... | 62 | 42 | 2,612 | 2,398 | 352 | 7,687 | 7,459 | 158 | 141 | 50 |
| Second-hand stores..... | 8 | 8 | 240 | 240 | 33 | 597 | 562 | 16 | 13 | 8 |
| Nonstore retailers..... | 47 | 19 | (D) | (D) | (D) | (D) | (D) | (D) | (D) | (D) |
| LAFAYETTE | | | | | | | | | | |
| Retail trade, total..... | 534 | 318 | 47,630 | 43,916 | 4,920 | 96,259 | 93,803 | 2,463 | 2,286 | 495 |
| Food stores, total..... | 145 | 47 | 7,776 | 6,074 | 382 | 6,126 | 6,009 | 226 | 213 | 152 |
| Grocery stores..... | 137 | 41 | 7,326 | 5,664 | 330 | 5,260 | 5,143 | 197 | 184 | 143 |
| Meat markets, fish (seafood) markets..... | 1 | 1 | (D) | (D) | (D) | (D) | (D) | (D) | (D) | (D) |
| Fruit stores, vegetable markets..... | 4 | 2 | (D) | (D) | (D) | (D) | (D) | (D) | (D) | (D) |
| Candy, nut, confectionery stores..... | ... | ... | ... | ... | ... | ... | ... | ... | ... | ... |
| Other food stores..... | 2 | 3 | 259 | 259 | 46 | 796 | 796 | 25 | 25 | 3 |
| Eating, drinking places, total..... | 95 | 61 | 3,151 | 2,703 | 462 | 10,367 | 10,295 | 407 | 395 | 103 |
| Eating places..... | 43 | 31 | 1,961 | 1,831 | 363 | 8,724 | 8,662 | 336 | 326 | 48 |
| Drinking places..... | 52 | 30 | 1,190 | 872 | 99 | 1,643 | 1,633 | 71 | 69 | 55 |
| General merchandise group, total..... | 13 | 11 | 6,247 | (D) | 793 | 14,644 | 14,027 | 475 | 412 | 7 |
| General merchandise group (except variety)..... | 9 | 7 | 5,002 | (D) | 599 | 11,025 | 10,497 | 336 | 284 | 7 |
| Variety stores..... | 4 | 4 | 1,245 | 1,245 | 194 | 3,619 | 3,530 | 139 | 128 | ... |
| Apparel, accessories stores, total..... | 33 | 31 | (D) | (D) | 347 | 6,955 | 6,573 | 178 | 143 | (D) |
| Shoe stores..... | 10 | 10 | 982 | 982 | 111 | 2,144 | 1,984 | 53 | 35 | 3 |
| Men's, boys' clothing and furnishings stores..... | 7 | 7 | (D) | (D) | 48 | 883 | 837 | 19 | 15 | 4 |
| Family clothing stores..... | ... | ... | ... | ... | ... | ... | ... | ... | ... | ... |
| Women's clothing, specialty stores..... | 14 | 14 | 1,730 | 1,730 | 188 | 3,928 | 3,752 | 106 | 93 | 8 |
| Ready-to-wear stores..... | 11 | 11 | (D) | (D) | (D) | (D) | (D) | (D) | (D) | (D) |
| Other clothing, specialty stores..... | 3 | 3 | (D) | (D) | (D) | (D) | (D) | (D) | (D) | (D) |
| Other apparel stores..... | 2 | ... | (D) | ... | ... | ... | ... | ... | ... | (D) |
| Furniture, home furnishings, appliance dealers, total..... | 40 | 30 | 4,100 | 3,948 | 501 | 10,465 | 9,916 | 219 | 196 | 32 |
| Furniture, home furnishings stores, antique stores..... | 22 | 18 | (D) | (D) | (D) | (D) | (D) | (D) | (D) | (D) |
| Household appliance, radio, TV stores..... | 16 | 12 | (D) | (D) | (D) | (D) | (D) | (D) | (D) | (D) |
| Automotive group..... | 24 | 22 | (D) | (D) | 1,135 | 21,978 | 21,906 | 354 | 350 | (D) |
| Gasoline service stations..... | 49 | 41 | 3,108 | 2,894 | 308 | 6,004 | 5,856 | 179 | 173 | 42 |
| Lumber, bldg. mats., hardware, farm equip. dealers, total..... | 20 | 18 | 3,217 | (D) | 510 | 9,981 | 9,744 | 203 | 193 | 14 |
| Farm equipment dealers..... | 2 | 2 | (D) | (D) | (D) | (D) | (D) | (D) | (D) | (D) |
| Lumber, building materials, supplies, equipment dealers..... | 13 | 11 | 1,849 | (D) | 327 | 6,921 | 6,696 | 145 | 136 | 9 |
| Hardware stores..... | 5 | 5 | (D) | (D) | (D) | (D) | (D) | (D) | (D) | (D) |
| Drug stores, proprietary stores, total..... | 15 | 15 | 1,260 | 1,260 | 150 | 3,555 | 3,543 | 93 | 91 | 14 |
| Drug stores..... | 14 | 14 | (D) | (D) | (D) | (D) | (D) | (D) | (D) | (D) |
| Proprietary stores..... | 1 | 1 | (D) | (D) | (D) | (D) | (D) | (D) | (D) | (D) |
| Other retail stores, total..... | 85 | 39 | (D) | (D) | (D) | (D) | (D) | (D) | (D) | (D) |
| Liquor stores..... | 27 | 9 | (D) | 519 | 28 | 474 | 474 | 12 | 12 | (D) |
| Fuel, ice dealers..... | 3 | 1 | (D) | (D) | (D) | (D) | (D) | (D) | (D) | (D) |
| Feed, farm, garden supply stores..... | 6 | 4 | (D) | (D) | (D) | (D) | (D) | (D) | (D) | (D) |
| Jewelry stores..... | 11 | 9 | 511 | (D) | 83 | 1,878 | 1,668 | 33 | 28 | 9 |
| Book, stationery stores..... | 2 | 2 | (D) | (D) | (D) | (D) | (D) | (D) | (D) | (D) |
| Other retail stores (except second-hand)..... | 23 | 13 | 709 | 515 | 41 | 569 | 554 | 21 | 19 | 22 |
| Second-hand stores..... | 3 | 1 | 12 | (D) | (D) | (D) | (D) | (D) | (D) | (D) |
| Nonstore retailers..... | 15 | 3 | 1,095 | (D) | (D) | (D) | (D) | (D) | (D) | (D) |
| NEW ORLEANS (Coextensive with Orleans Parish, see table 104.) | | | | | | | | | | |

Standard Notes: (D) Withheld to avoid disclosure. (NA) Not available. n.e.c. Not elsewhere classified. XXX Not applicable. (Z) Less than \$500. ... Represents zero.
¹ Group totals may include data for establishments without payroll which could not be classified by detailed kind of business.

Table 105. RETAIL TRADE: 1954 — CITIES WITH 500 ESTABLISHMENTS OR MORE—Continued

Establishments, Sales, Payroll, and Personnel, by Kind of Business

| City and kind of business | Establishments | | Sales | | Payroll, entire year (\$1,000) | Payroll, workweek ended nearest Nov. 15 | | Paid employees, workweek ended nearest Nov. 15 | | Proprietors (unincorporated businesses only) ¹ (Number) |
|--|--------------------------------|--------------------------|---|--|-----------------------------------|---|----------------------------|--|---------------------------|---|
| | Total ¹ (Number) | With payroll (Number) | Total, all establishments ¹ (\$1,000) | Establishments with payroll (\$1,000) | | Total (Dollars) | Full workweek (Dollars) | Total (Number) | Full workweek (Number) | |
| LAKE CHARLES | | | | | | | | | | |
| Retail trade, total..... | 599 | 403 | 78,671 | 74,649 | 9,005 | 193,768 | 185,971 | 3,692 | 3,286 | 559 |
| Food stores, total..... | 149 | 59 | 13,632 | 11,690 | 698 | 13,974 | 12,924 | 328 | 262 | 154 |
| Grocery stores..... | 133 | 53 | 13,205 | 11,491 | 648 | 13,020 | 12,015 | 299 | 236 | 138 |
| Meat markets, fish (seafood) markets..... | 6 | ••• | (D) | ••• | ••• | ••• | ••• | ••• | ••• | (D) |
| Fruit stores, vegetable markets..... | ••• | ••• | (D) | ••• | ••• | ••• | ••• | ••• | ••• | (D) |
| Candy, nut, confectionery stores..... | 3 | 1 | 19 | (D) | (D) | (D) | (D) | (D) | (D) | (D) |
| Other food stores..... | 7 | 5 | (D) | (D) | (D) | (D) | (D) | (D) | (D) | (D) |
| Eating, drinking places, total..... | 111 | 75 | 4,636 | 3,960 | 756 | 15,505 | 15,169 | 524 | 493 | 140 |
| Eating places..... | 60 | 48 | 3,072 | 2,942 | 619 | 13,375 | 13,081 | 461 | 432 | 76 |
| Drinking places..... | 49 | 27 | 1,534 | 1,018 | 137 | 2,130 | 2,088 | 63 | 61 | 60 |
| General merchandise group, total..... | 14 | 14 | 11,818 | 11,818 | 1,948 | 55,401 | 51,275 | 886 | 691 | 4 |
| General merchandise group (except variety)..... | 10 | 10 | 10,169 | 10,169 | 1,658 | 48,204 | 44,994 | 632 | 518 | 3 |
| Variety stores..... | 4 | 4 | 1,649 | 1,649 | 290 | 7,197 | 6,281 | 254 | 173 | 1 |
| Apparel, accessories stores, total..... | 53 | 45 | 5,861 | 5,763 | 662 | 12,705 | 12,164 | 328 | 288 | 27 |
| Shoe stores..... | 14 | 12 | (D) | (D) | (D) | (D) | (D) | (D) | (D) | (D) |
| Men's, boys' clothing and furnishings stores..... | (NA) | 9 | (NA) | (D) | (D) | (D) | (D) | (D) | (D) | (NA) |
| Family clothing stores..... | (NA) | 6 | (NA) | 1,272 | 146 | 2,910 | 2,766 | 83 | 76 | (NA) |
| Women's clothing, specialty stores..... | 18 | 16 | 2,117 | (D) | 210 | 4,520 | 4,384 | 135 | 123 | 10 |
| Ready-to-wear stores..... | (NA) | 13 | (NA) | 1,906 | (D) | (D) | (D) | (D) | (D) | (NA) |
| Other clothing, specialty stores..... | (NA) | 3 | (NA) | (D) | (D) | (D) | (D) | (D) | (D) | (NA) |
| Other apparel stores..... | 4 | 2 | 90 | (D) | (D) | (D) | (D) | (D) | (D) | (D) |
| Furniture, home furnishings, appliance dealers, total..... | 32 | 24 | 3,561 | 3,393 | 529 | 10,371 | 10,141 | 205 | 195 | 26 |
| Furniture, home furnishings stores, antique stores..... | 14 | 12 | 1,936 | (D) | 300 | 5,792 | 5,613 | 119 | 101 | 10 |
| Household appliance, radio, TV stores..... | 18 | 12 | 1,625 | (D) | 229 | 4,579 | 4,528 | 96 | 94 | 16 |
| Automotive group..... | 30 | 26 | 16,096 | 16,038 | 1,991 | 29,810 | 29,586 | 418 | 413 | 23 |
| Gasoline service stations..... | 57 | 55 | 5,696 | (D) | 635 | 13,493 | 12,907 | 279 | 250 | 58 |
| Lumber, bldg. mats., hardware, farm equip. dealers, total..... | 41 | 37 | 8,904 | 8,854 | 1,225 | 23,736 | 23,513 | 374 | 365 | 26 |
| Farm equipment dealers..... | 5 | 5 | (D) | (D) | (D) | (D) | (D) | (D) | (D) | (D) |
| Lumber, building materials, supplies, equipment dealers..... | 25 | 25 | (D) | (D) | (D) | (D) | (D) | (D) | (D) | (D) |
| Hardware stores..... | 11 | 7 | 739 | 689 | 98 | 1,764 | 1,764 | 30 | 30 | 10 |
| Drug stores, proprietary stores, total..... | 19 | 19 | 2,435 | 2,435 | 381 | 9,083 | 8,822 | 163 | 154 | 10 |
| Drug stores..... | 19 | 19 | (D) | (D) | (D) | (D) | (D) | (D) | (D) | (D) |
| Proprietary stores..... | ••• | ••• | (D) | (D) | (D) | (D) | (D) | (D) | (D) | (D) |
| Other retail stores, total..... | 70 | 46 | 5,453 | (D) | (D) | (D) | (D) | (D) | (D) | (D) |
| Liquor stores..... | 17 | 9 | 1,117 | 977 | 46 | 834 | 834 | 18 | 18 | 16 |
| Fuel, ice dealers..... | 2 | 2 | (D) | (D) | (D) | (D) | (D) | (D) | (D) | (D) |
| Feed, farm, garden supply stores..... | 7 | 7 | 772 | 772 | 51 | 763 | 763 | 15 | 15 | 4 |
| Jewelry stores..... | 9 | 3 | 895 | (D) | (D) | (D) | (D) | (D) | (D) | (D) |
| Book, stationery stores..... | 2 | 2 | (D) | (D) | (D) | (D) | (D) | (D) | (D) | (D) |
| Other retail stores (except second-hand)..... | 24 | 18 | 1,767 | 1,609 | 221 | 3,606 | 3,591 | 75 | 72 | 24 |
| Second-hand stores..... | 5 | 5 | (D) | (D) | (D) | (D) | (D) | (D) | (D) | (D) |
| Nonstore retailers..... | 23 | 3 | 579 | (D) | (D) | (D) | (D) | (D) | (D) | (D) |
| MONROE | | | | | | | | | | |
| Retail trade, total..... | 651 | 461 | 69,801 | 66,591 | 7,855 | 152,235 | 147,421 | 3,314 | 2,989 | 586 |
| Food stores, total..... | 154 | 66 | 11,248 | 9,754 | 579 | 11,479 | 10,920 | 259 | 232 | 149 |
| Grocery stores..... | 136 | 58 | 10,663 | 9,337 | 518 | 10,544 | 10,003 | 228 | 201 | 132 |
| Meat markets, fish (seafood) markets..... | 5 | 3 | 249 | (D) | (D) | (D) | (D) | (D) | (D) | (D) |
| Fruit stores, vegetable markets..... | 7 | 3 | 100 | 60 | 3 | 20 | 20 | 1 | 1 | 7 |
| Candy, nut, confectionery stores..... | 2 | ••• | (D) | (D) | (D) | (D) | (D) | (D) | (D) | (D) |
| Other food stores..... | 4 | 2 | (D) | (D) | (D) | (D) | (D) | (D) | (D) | (D) |
| Eating, drinking places, total..... | 115 | 87 | 3,913 | 3,359 | 610 | 11,788 | 11,569 | 503 | 481 | 119 |
| Eating places..... | 71 | 59 | 2,506 | 2,350 | 494 | 9,548 | 9,472 | 425 | 411 | 74 |
| Drinking places..... | 42 | 28 | 1,359 | 1,009 | 116 | 2,240 | 2,097 | 78 | 70 | 43 |
| General merchandise group, total..... | 25 | 21 | 10,508 | 10,464 | 1,645 | 33,041 | 30,513 | 768 | 597 | 13 |
| General merchandise group (except variety)..... | 18 | 14 | (D) | (D) | (D) | (D) | (D) | (D) | (D) | (D) |
| Variety stores..... | 7 | 7 | (D) | (D) | (D) | (D) | (D) | (D) | (D) | (D) |
| Apparel, accessories stores, total..... | 75 | 61 | 6,274 | 6,182 | 871 | 15,268 | 14,707 | 408 | 355 | 51 |
| Shoe stores..... | 14 | 10 | (D) | (D) | (D) | (D) | (D) | (D) | (D) | (D) |
| Men's, boys' clothing and furnishings stores..... | (NA) | 12 | (NA) | (D) | (D) | (D) | (D) | (D) | (D) | (NA) |
| Family clothing stores..... | (NA) | 12 | (NA) | (D) | (D) | (D) | (D) | (D) | (D) | (NA) |
| Women's clothing, specialty stores..... | 26 | 22 | 2,463 | 2,429 | 371 | 6,645 | 6,492 | 200 | 186 | 12 |
| Ready-to-wear stores..... | (NA) | 16 | (NA) | 2,306 | 345 | 6,147 | 5,994 | 187 | 173 | (NA) |
| Other clothing, specialty stores..... | (NA) | 6 | (NA) | 123 | 26 | 498 | 498 | 13 | 13 | (NA) |
| Other apparel stores..... | 9 | 5 | 458 | 442 | (D) | (D) | (D) | (D) | (D) | (D) |
| Furniture, home furnishings, appliance dealers, total..... | 31 | 31 | 4,737 | 4,737 | 543 | 10,836 | 10,695 | 186 | 181 | 26 |
| Furniture, home furnishings stores, antique stores..... | 20 | 20 | 2,252 | 2,252 | 271 | 5,151 | 5,095 | 101 | 97 | 18 |
| Household appliance, radio, TV stores..... | 11 | 11 | 2,485 | 2,485 | 272 | 5,685 | 5,600 | 85 | 84 | 8 |

Standard Notes: (D) Withheld to avoid disclosure. (NA) Not available. n.e.c. Not elsewhere classified. XXX Not applicable. (Z) Less than \$500. ... Represents zero.
¹ Group totals may include data for establishments without payroll which could not be classified by detailed kind of business.

RETAIL TRADE—AREA STATISTICS

Table 105. RETAIL TRADE: 1954 — CITIES WITH 500 ESTABLISHMENTS OR MORE—Continued

Establishments, Sales, Payroll, and Personnel, by Kind of Business

| City and kind of business | Establishments | | Sales | | Payroll, entire year (\$1,000) | Payroll, workweek ended nearest Nov. 15 | | Paid employees, workweek ended nearest Nov. 15 | | Proprietors (unincorporated businesses only) ¹ (Number) |
|--|--------------------------------|--------------------------|---|--|-----------------------------------|---|----------------------------|--|---------------------------|---|
| | Total ¹ (Number) | With payroll (Number) | Total, all establishments ¹ (\$1,000) | Establishments with payroll (\$1,000) | | Total (Dollars) | Full workweek (Dollars) | Total (Number) | Full workweek (Number) | |
| MONROE--Con. | | | | | | | | | | |
| Automotive group..... | 33 | 31 | 14,511 | (D) | 1,427 | 28,592 | 28,552 | 379 | 378 | 28 |
| Gasoline service stations..... | 51 | 51 | 4,092 | 4,080 | 417 | 8,139 | 8,031 | 199 | 186 | 56 |
| Lumber, bldg. mats., hardware, farm equip. dealers, total..... | 29 | 25 | 6,496 | 6,464 | 906 | 16,933 | 16,740 | 268 | 262 | 19 |
| Farm equipment dealers..... | 6 | 6 | (D) | (D) | (D) | (D) | (D) | (D) | (D) | (D) |
| Lumber, building materials, supplies, equipment dealers..... | 16 | 14 | 4,742 | (D) | 672 | 12,865 | 12,697 | 193 | 188 | 11 |
| Hardware stores..... | 7 | 5 | (D) | (D) | (D) | (D) | (D) | (D) | (D) | (D) |
| Drug stores, proprietary stores, total..... | 29 | 27 | 1,963 | (D) | (D) | (D) | (D) | (D) | (D) | (D) |
| Drug stores..... | (NA) | 26 | (NA) | (D) | 236 | 4,518 | 4,286 | 110 | 97 | (NA) |
| Proprietary stores..... | (NA) | 1 | (NA) | (D) | (D) | (D) | (D) | (D) | (D) | (NA) |
| Other retail stores, total..... | 92 | 56 | 5,392 | 4,736 | 581 | 10,895 | 10,701 | 220 | 208 | 84 |
| Liquor stores..... | 20 | 12 | 1,002 | 712 | 21 | 390 | 379 | 12 | 11 | 20 |
| Fuel, ice dealers..... | 5 | 1 | (D) | (D) | (D) | (D) | (D) | (D) | (D) | (D) |
| Feed, farm, garden supply stores..... | 8 | 8 | 1,303 | 1,303 | 80 | 1,610 | 1,504 | 28 | 25 | 8 |
| Jewelry stores..... | 11 | 7 | 862 | (D) | (D) | (D) | (D) | (D) | (D) | (D) |
| Book, stationery stores..... | 1 | 1 | (D) | (D) | (D) | (D) | (D) | (D) | (D) | (D) |
| Other retail stores (except second-hand)..... | 33 | 23 | 1,675 | 1,551 | 288 | 5,009 | 4,970 | 90 | 85 | 26 |
| Second-hand stores..... | 8 | 4 | (D) | 140 | 17 | 450 | 450 | 8 | 8 | (D) |
| Nonstore retailers..... | 17 | 5 | 667 | (D) | (D) | (D) | (D) | (D) | (D) | (D) |
| SHREVEPORT | | | | | | | | | | |
| Retail trade, total..... | 1,614 | 1,130 | 203,719 | 195,107 | 23,438 | 448,691 | 431,383 | 9,829 | 8,887 | 1,533 |
| Food stores, total..... | 372 | 204 | 44,638 | 41,086 | 3,191 | 55,200 | 52,567 | 1,322 | 1,170 | 388 |
| Grocery stores..... | 336 | 184 | 39,536 | 36,160 | 2,683 | 46,716 | 44,284 | 1,150 | 1,006 | 353 |
| Meat markets, fish (seafood) markets..... | 14 | 10 | 4,163 | (D) | (D) | (D) | (D) | (D) | (D) | (D) |
| Fruit stores, vegetable markets..... | 2 | ... | (D) | ... | ... | ... | ... | ... | ... | (D) |
| Candy, nut, confectionery stores..... | 9 | 5 | (D) | (D) | (D) | (D) | (D) | (D) | (D) | (D) |
| Other food stores..... | 7 | 5 | 680 | (D) | 103 | 1,809 | 1,759 | 42 | 41 | 7 |
| Eating, drinking places, total..... | 247 | 199 | 11,776 | 11,094 | 2,153 | 42,211 | 40,186 | 1,513 | 1,380 | 254 |
| Eating places..... | 157 | 131 | 8,184 | 7,906 | 1,792 | 35,002 | 33,381 | 1,291 | 1,192 | 157 |
| Drinking places..... | 90 | 68 | 3,592 | 3,188 | 361 | 7,209 | 6,805 | 222 | 188 | 97 |
| General merchandise group, total..... | 49 | 35 | 22,330 | 22,090 | 3,223 | 62,544 | 56,282 | 1,572 | 1,232 | 37 |
| General merchandise group (except variety)..... | 40 | 26 | 19,256 | 19,016 | 2,746 | 52,139 | 46,817 | 1,140 | 915 | 34 |
| Variety stores..... | 9 | 9 | 3,074 | 3,074 | 477 | 10,405 | 9,465 | 432 | 317 | 3 |
| Apparel, accessories stores, total..... | 153 | 135 | 20,521 | 20,159 | 2,957 | 63,560 | 61,533 | 1,270 | 1,125 | 101 |
| Shoe stores..... | 33 | 31 | (D) | (D) | (D) | (D) | (D) | (D) | (D) | (D) |
| Men's, boys' clothing and furnishings stores..... | (NA) | 21 | (NA) | (D) | (D) | (D) | (D) | (D) | (D) | (NA) |
| Family clothing stores..... | (NA) | 16 | (NA) | 3,957 | 605 | 10,831 | 10,617 | 239 | 225 | (NA) |
| Women's clothing, specialty stores..... | 66 | 58 | (D) | (D) | (D) | (D) | (D) | (D) | (D) | (D) |
| Ready-to-wear stores..... | (NA) | 34 | (NA) | (D) | (D) | (D) | (D) | (D) | (D) | (NA) |
| Other clothing, specialty stores..... | (NA) | 24 | (NA) | 988 | 131 | 3,037 | 2,938 | 82 | 72 | (NA) |
| Other apparel stores..... | 13 | 9 | 586 | 552 | 59 | 1,677 | 1,634 | 43 | 40 | 12 |
| Furniture, home furnishings, appliance dealers, total..... | 97 | 73 | 12,374 | 11,918 | 1,866 | 34,983 | 34,767 | 622 | 610 | 96 |
| Furniture, home furnishings stores, antique stores..... | 69 | 53 | 9,356 | 9,072 | 1,520 | 28,253 | 28,062 | 498 | 488 | 64 |
| Household appliance, radio, TV stores..... | 26 | 20 | 2,996 | 2,846 | 346 | 6,730 | 6,705 | 124 | 122 | 30 |
| Automotive group..... | 72 | 54 | 38,014 | 37,634 | 3,493 | 59,883 | 59,611 | 926 | 918 | 64 |
| Gasoline service stations..... | 170 | 134 | 11,530 | 10,830 | 1,163 | 23,241 | 22,781 | 539 | 503 | 174 |
| Lumber, bldg. mats., hardware, farm equip. dealers, total..... | 54 | 50 | 15,229 | 15,197 | 1,795 | 35,361 | 34,573 | 563 | 540 | 37 |
| Farm equipment dealers..... | 6 | 6 | 1,752 | 1,752 | 211 | 4,114 | 4,109 | 60 | 59 | 5 |
| Lumber, building materials, supplies, equipment dealers..... | 37 | 33 | (D) | (D) | (D) | (D) | (D) | (D) | (D) | (D) |
| Hardware stores..... | 11 | 11 | (D) | (D) | (D) | (D) | (D) | (D) | (D) | (D) |
| Drug stores, proprietary stores, total..... | 60 | 52 | 7,182 | 7,082 | 1,087 | 22,703 | 22,117 | 600 | 570 | 49 |
| Drug stores..... | (NA) | 46 | (NA) | (D) | (D) | (D) | (D) | (D) | (D) | (NA) |
| Proprietary stores..... | (NA) | 6 | (NA) | (D) | (D) | (D) | (D) | (D) | (D) | (NA) |
| Other retail stores, total..... | 267 | 179 | 17,796 | 16,378 | 2,271 | 45,100 | 43,238 | 830 | 773 | 256 |
| Liquor stores..... | 54 | 34 | (D) | (D) | (D) | (D) | (D) | (D) | (D) | (D) |
| Fuel, ice dealers..... | 13 | 5 | 1,112 | (D) | (D) | (D) | (D) | (D) | (D) | (D) |
| Feed, farm, garden supply stores..... | 21 | 15 | (D) | (D) | (D) | (D) | (D) | (D) | (D) | (D) |
| Jewelry stores..... | 38 | 30 | (D) | (D) | (D) | (D) | (D) | (D) | (D) | (D) |
| Book, stationery stores..... | 7 | 5 | 276 | (D) | 15 | 559 | 555 | 11 | 10 | 6 |
| Other retail stores (except second-hand)..... | 106 | 74 | 5,837 | (D) | (D) | (D) | (D) | (D) | (D) | (D) |
| Second-hand stores..... | 16 | 16 | (D) | (D) | (D) | (D) | (D) | (D) | (D) | (D) |
| Nonstore retailers..... | 73 | 15 | 2,329 | 1,639 | 239 | 3,905 | 3,728 | 72 | 66 | 77 |

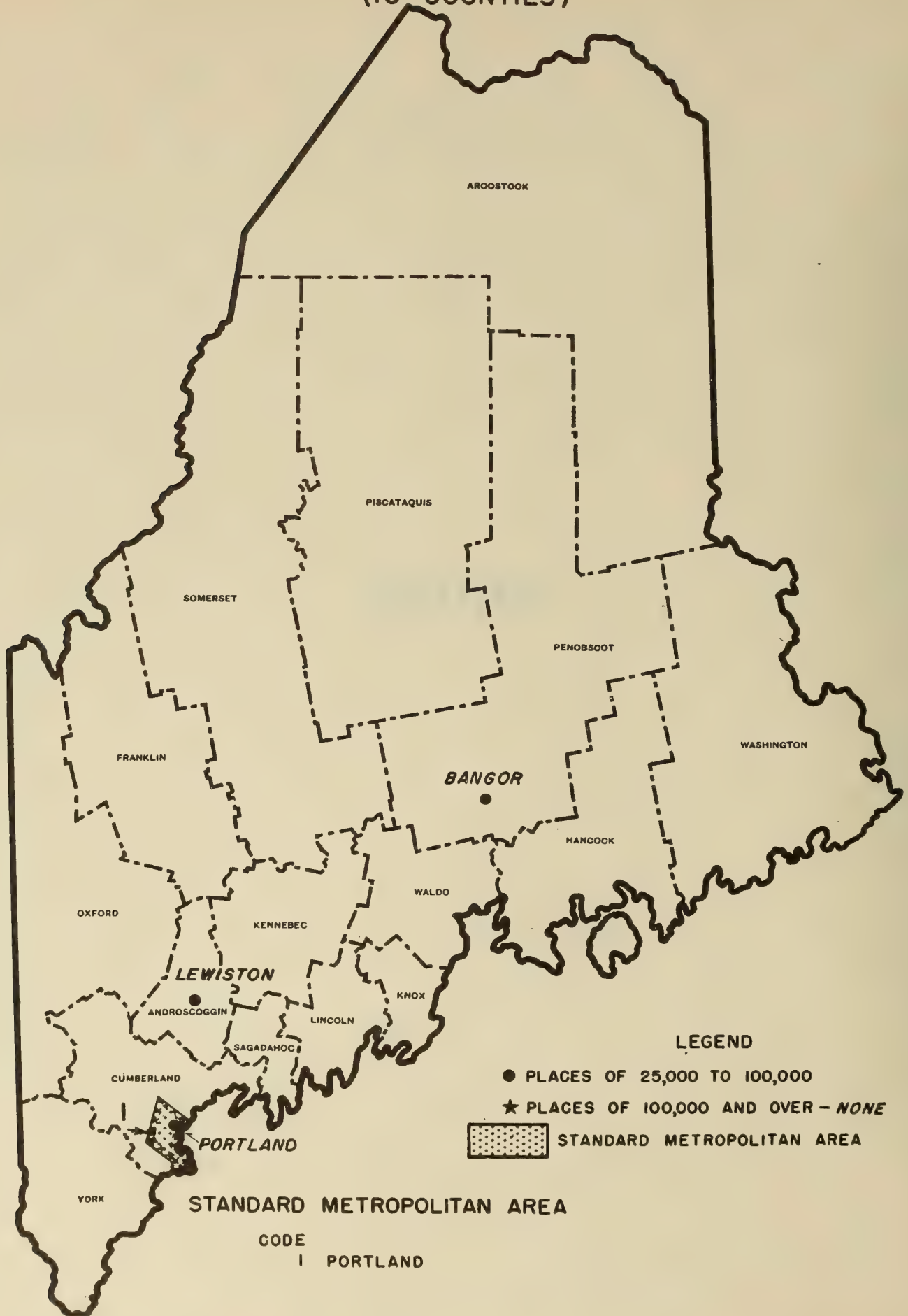
Standard Notes: (D) Withheld to avoid disclosure. (NA) Not available. n.e.c. Not elsewhere classified. XXX Not applicable. (Z) Less than \$500. ... Represents zero.
¹ Group totals may include data for establishments without payroll which could not be classified by detailed kind of business.





MAINE

MAINE
(16 COUNTIES)



LEGEND

● PLACES OF 25,000 TO 100,000

★ PLACES OF 100,000 AND OVER - NONE

▨ STANDARD METROPOLITAN AREA

STANDARD METROPOLITAN AREA

CODE

I PORTLAND

CONTENTS

| <u>Table</u> | <u>Page</u> |
|--|-------------|
| 101. Retail Trade: 1954 - The State..... | 19-4 |
| 101A. Retail Trade: 1954 and 1948 - The State..... | 19-5 |
| 102. Retail Trade: 1954 - Counties; Cities of 2,500 Inhabitants or More..... | 19-6 |
| 102A. Retail Trade: 1948 - Counties; Cities of 2,500 Inhabitants or More..... | 19-7 |
| 103. Retail Trade: 1954 - Standard Metropolitan Areas..... | 19-8 |
| 103A. Retail Trade: 1948 - Standard Metropolitan Areas..... | 19-9 |
| 104. Retail Trade: 1954 - Counties With 500 Establishments or More.... | 19-10 |
| 105. Retail Trade: 1954 - Cities With 500 Establishments or More..... | 19-15 |

The following pages contain revisions of data previously published on the corresponding pages of Retail Trade Bulletin Series R-1: 19-4, 19-6.

Table 101. RETAIL TRADE 1954—THE STATE
Establishments, Sales, Payroll, and Personnel, by Kind of Business

| Kind of business | Establishments | | Sales | | Payroll, entire year (\$1,000) | Payroll, workweek ended nearest Nov. 15 | | Paid employees, workweek ended nearest Nov. 15 | | Proprietors (unincorporated businesses only) (Number) |
|--|-----------------------------|-----------------------|--|---------------------------------------|--------------------------------|---|-------------------------|--|------------------------|---|
| | Total ¹ (Number) | With payroll (Number) | Total, all establishments ² (\$1,000) | Establishments with payroll (\$1,000) | | Total (Dollars) | Full workweek (Dollars) | Total (Number) | Full workweek (Number) | |
| Retail trade, total | 11,624 | 7,742 | 923,796 | 847,312 | 84,061 | 1,593,299 | 1,466,722 | 37,318 | 30,054 | 10,906 |
| Food Stores | | | | | | | | | | |
| Total..... | 3,193 | 1,801 | 245,055 | 210,931 | 12,971 | 250,823 | 220,006 | 5,937 | 4,218 | 3,238 |
| Grocery stores..... | 2,733 | 1,561 | 229,613 | 199,005 | 11,611 | 224,530 | 195,711 | 5,251 | 3,660 | 2,771 |
| Meat markets..... | 59 | 31 | 3,896 | 3,114 | 210 | 4,526 | 4,367 | 90 | 79 | 59 |
| Fish (seafood) markets..... | 49 | 33 | 1,752 | 1,492 | 147 | 2,818 | 2,653 | 76 | 62 | 51 |
| Fruit stores, vegetable markets..... | 50 | 22 | 1,601 | (D) | 77 | 1,749 | 1,659 | 50 | 44 | 57 |
| Candy, nut, confectionery stores..... | 85 | 65 | 2,111 | 1,827 | 243 | 4,736 | 3,946 | 160 | 116 | 71 |
| Bakery products stores..... | 136 | 62 | 3,477 | 2,345 | 501 | 10,255 | 9,543 | 268 | 219 | 146 |
| Bakeries, with baking on premises..... | (NA) | 61 | (NA) | (D) | (D) | (D) | (D) | (D) | (D) | (NA) |
| Bakeries, without baking on premises..... | (NA) | 1 | (NA) | (D) | (D) | (D) | (D) | (D) | (D) | (NA) |
| Delicatessen stores..... | 8 | 6 | 253 | (D) | 9 | 152 | 152 | 5 | 5 | 14 |
| Food stores, n.e.c..... | 55 | 21 | 2,124 | 1,612 | 173 | 2,057 | 1,975 | 37 | 33 | 51 |
| Eating, Drinking Places | | | | | | | | | | |
| Total..... | 1,485 | 1,205 | 40,815 | 38,229 | 6,793 | 146,741 | 129,938 | 5,596 | 4,362 | 1,596 |
| Eating places (except refreshment stands)..... | 1,086 | 854 | 32,634 | 30,492 | 5,740 | 125,133 | 111,667 | 4,706 | 3,765 | 1,188 |
| Restaurants, cafeterias..... | (NA) | 844 | (NA) | 29,937 | 5,599 | 122,407 | 109,069 | 4,624 | 3,696 | (NA) |
| Caterers..... | 4 | (NA) | 27 | 10 | 10 | 202 | 130 | 12 | 2 | (NA) |
| In-plant food contractors..... | (NA) | 6 | (NA) | 526 | 131 | 2,524 | 2,468 | 70 | 67 | (NA) |
| Refreshment stands..... | 181 | 155 | 3,128 | 2,944 | 382 | 6,870 | 5,728 | 352 | 228 | 180 |
| Drinking places..... | 210 | 196 | 5,003 | 4,793 | 671 | 14,738 | 12,543 | 538 | 369 | 220 |
| General Merchandise Group | | | | | | | | | | |
| Total..... | 835 | 539 | 100,087 | 93,389 | 11,802 | 220,623 | 193,169 | 6,559 | 4,678 | 751 |
| Department stores..... | 19 | 19 | 33,487 | 33,487 | 5,348 | 95,836 | 85,558 | 2,374 | 1,899 | 4 |
| Dry goods, general merchandise stores..... | 200 | 152 | 14,574 | 13,434 | 1,446 | 27,796 | 25,330 | 730 | 569 | 175 |
| General stores..... | 353 | 193 | 17,278 | 13,178 | 642 | 12,981 | 11,363 | 370 | 290 | 377 |
| Variety stores..... | 257 | 175 | 34,646 | 33,290 | 4,366 | 84,010 | 70,918 | 3,085 | 1,920 | 189 |
| Apparel, Accessories Stores | | | | | | | | | | |
| Total..... | 812 | 678 | 50,478 | 47,836 | 6,612 | 120,950 | 110,761 | 2,935 | 2,363 | 634 |
| Shoe stores..... | 172 | 136 | 8,702 | 8,010 | 1,035 | 18,656 | 17,550 | 411 | 336 | 123 |
| Men's shoe stores..... | (NA) | 9 | (NA) | (D) | (D) | (D) | (D) | (D) | (D) | (NA) |
| Women's shoe stores..... | (NA) | 10 | 763 | 112 | 112 | 1,774 | 1,636 | 39 | 29 | (NA) |
| Children's, juveniles' shoe stores..... | (NA) | 4 | (NA) | (D) | (D) | (D) | (D) | (D) | (D) | (NA) |
| Family shoe stores..... | (NA) | 113 | (NA) | 6,724 | 866 | 15,914 | 15,001 | 354 | 292 | (NA) |
| Men's, boys' clothing and furnishings stores..... | (NA) | 185 | (NA) | 14,828 | 1,860 | 34,562 | 31,045 | 652 | 539 | (NA) |
| Men's, boys' clothing stores..... | (NA) | 135 | (NA) | 11,020 | 1,484 | 27,975 | 25,202 | 530 | 439 | (NA) |
| Men's, boys' furnishings stores..... | (NA) | 50 | (NA) | 3,808 | 376 | 6,587 | 5,843 | 122 | 100 | (NA) |
| Family clothing stores..... | (NA) | 75 | (NA) | 8,026 | 1,111 | 20,492 | 19,291 | 545 | 453 | (NA) |
| Women's clothing, specialty stores..... | (NA) | 276 | 15,596 | 15,156 | 2,292 | 40,959 | 37,043 | 1,163 | 908 | 219 |
| Ready-to-wear stores..... | (NA) | 184 | (NA) | 13,803 | 2,101 | 37,339 | 33,615 | 1,051 | 815 | (NA) |
| Millinery stores..... | (NA) | 31 | (NA) | 527 | 81 | 1,689 | 1,589 | 55 | 44 | (NA) |
| Clothing, specialty stores, n.e.c..... | (NA) | 23 | (NA) | 826 | 110 | 1,931 | 1,839 | 57 | 49 | (NA) |
| Children's, infants' wear stores..... | 34 | 26 | 1,225 | 1,099 | 124 | 2,932 | 2,514 | 95 | 61 | 35 |
| Apparel stores, n.e.c..... | 26 | 18 | 825 | 717 | 190 | 3,349 | 3,318 | 69 | 66 | 21 |
| Furniture, Home Furnishings, Appliance Dealers | | | | | | | | | | |
| Total..... | 569 | 387 | 33,924 | 31,416 | 4,981 | 92,144 | 87,375 | 1,687 | 1,506 | 464 |
| Furniture, home furnishings stores..... | 251 | 181 | 16,992 | 16,130 | 2,798 | 51,776 | 49,769 | 913 | 825 | 196 |
| Furniture stores..... | (NA) | 129 | (NA) | 13,690 | 2,310 | 42,227 | 40,875 | 727 | 666 | (NA) |
| Floor covering stores..... | (NA) | 23 | (NA) | 1,393 | 288 | 5,463 | 5,230 | 96 | 86 | (NA) |
| Home furnishings stores, n.e.c., antique stores..... | (NA) | 29 | (NA) | 1,047 | 200 | 4,086 | 3,664 | 90 | 73 | (NA) |
| Household appliance, radio, TV stores..... | 308 | 206 | 16,894 | 15,286 | 2,183 | 40,368 | 37,606 | 774 | 681 | 258 |
| Household appliance stores..... | (NA) | 94 | (NA) | 6,837 | 1,210 | 21,240 | 20,148 | 397 | 367 | (NA) |
| Appliance, radio, TV stores..... | (NA) | 65 | (NA) | 5,461 | 616 | 12,509 | 11,493 | 237 | 202 | (NA) |
| Radio, TV stores..... | (NA) | 47 | (NA) | 2,988 | 357 | 6,619 | 5,965 | 140 | 112 | (NA) |
| Automotive Group | | | | | | | | | | |
| Total..... | 635 | 515 | 163,544 | 160,304 | 15,641 | 277,160 | 272,963 | 4,553 | 4,381 | 460 |
| Passenger car dealers (franchised)..... | 341 | 323 | 141,965 | 140,903 | 13,844 | 244,912 | 241,921 | 3,963 | 3,855 | 187 |
| Passenger car dealers (nonfranchised)..... | 171 | 97 | 10,794 | 9,594 | 720 | 11,778 | 11,445 | 229 | 207 | 171 |
| Tire, battery, accessory dealers..... | 85 | 69 | 7,876 | 7,504 | 927 | 17,821 | 17,183 | 309 | 276 | 70 |
| Motorcycle, aircraft, boat dealers..... | 26 | 20 | 1,472 | (D) | 115 | 2,100 | 1,934 | 41 | 34 | 25 |
| Household trailer dealers..... | 8 | 6 | 1,063 | (D) | 35 | 549 | 480 | 11 | 9 | 3 |
| Automotive dealers, n.e.c..... | ... | ... | ... | ... | ... | ... | ... | ... | ... | ... |
| Gasoline Service Stations | | | | | | | | | | |
| Total..... | 1,212 | 780 | 60,655 | 51,335 | 3,746 | 78,370 | 70,982 | 1,832 | 1,445 | 1,234 |
| Lumber, Bldg. Mats., Hardware, Farm Equipment Dealers | | | | | | | | | | |
| Total..... | 541 | 415 | 52,068 | 49,148 | 6,906 | 128,637 | 122,162 | 2,319 | 2,109 | 443 |
| Farm equipment dealers..... | 93 | 77 | 9,134 | 8,708 | 916 | 16,713 | 16,558 | 279 | 274 | 74 |
| Lumber, building materials dealers..... | 149 | 109 | 19,609 | 18,633 | 2,773 | 51,078 | 48,036 | 911 | 814 | 118 |
| Paint, glass, wallpaper stores..... | 35 | 29 | 1,324 | 1,234 | 222 | 4,278 | 4,225 | 75 | 72 | 27 |
| Plumbing, electrical supply stores..... | 43 | 31 | 2,728 | 2,536 | 356 | 8,294 | 7,488 | 138 | 124 | 39 |
| Hardware stores..... | 217 | 169 | 19,239 | 18,037 | 2,639 | 48,274 | 45,855 | 916 | 825 | 179 |
| Drug Stores, Proprietary Stores | | | | | | | | | | |
| Total..... | 359 | 341 | 25,530 | 25,060 | 2,949 | 58,606 | 52,604 | 1,567 | 1,206 | 314 |
| Drug stores..... | (NA) | 258 | (NA) | 20,328 | 2,545 | 50,394 | 45,254 | 1,308 | 1,014 | (NA) |
| Proprietary stores..... | (NA) | 83 | (NA) | 4,732 | 404 | 8,212 | 7,350 | 259 | 192 | (NA) |
| Other Retail Stores | | | | | | | | | | |
| Total..... | 1,492 | 980 | 135,545 | 127,813 | 9,793 | 184,145 | 173,120 | 3,699 | 3,204 | 1,299 |
| Liquor stores..... | 59 | 59 | 20,859 | (NA) | 749 | 12,905 | 11,666 | 1,240 | 203 | 10 |
| Fuel, ice dealers..... | 342 | 280 | 47,116 | 44,860 | 3,947 | 80,903 | 77,733 | 1,451 | 1,343 | 323 |
| Fuel dealers (coal, wood)..... | (NA) | 68 | (NA) | 14,516 | 946 | 19,682 | 19,014 | 371 | 336 | (NA) |
| Liquefied petroleum gas dealers..... | (NA) | 40 | (NA) | 3,022 | 347 | 5,679 | 5,960 | 125 | 110 | (NA) |
| Fuel oil dealers..... | (NA) | 156 | (NA) | 25,868 | 2,323 | 49,885 | 48,100 | 856 | 802 | (NA) |
| Ice dealers..... | (NA) | 16 | (NA) | 1,454 | 331 | 4,757 | 4,659 | 99 | 95 | (NA) |
| Hay, grain, feed stores..... | 152 | 110 | 36,540 | 35,232 | 1,313 | 23,909 | 22,504 | 437 | 393 | 96 |
| Farm, garden supply stores..... | 30 | 20 | 4,011 | 3,831 | 293 | 3,941 | 3,534 | 83 | 62 | 23 |

Standard Notes: (D) Withheld to avoid disclosure. (NA) Not available. n.e.c. Not elsewhere classified. XXX Not applicable. (Z) Less than \$500. ... Represents zero.
¹ Group totals may include data for establishments without payroll which could not be classified by detailed kind of business.

Table 101. RETAIL TRADE: 1954 — THE STATE — Continued
Establishments, Sales, Payroll, and Personnel, by Kind of Business

| Kind of business | Establishments | | Sales | | Payroll, entire year (\$1,000) | Payroll, workweek ended nearest Nov. 15 | | Paid employees, workweek ended nearest Nov. 15 | | Proprietors (unincorporated businesses only) ² (Number) |
|--|--------------------|--------------|--|-----------------------------|-----------------------------------|---|---------------|--|---------------|---|
| | Total ¹ | With payroll | Total, all establishments ¹ | Establishments with payroll | | Total | Full workweek | Total | Full workweek | |
| | (Number) | (Number) | (\$1,000) | (\$1,000) | | (Dollars) | (Dollars) | (Number) | (Number) | |
| Other Retail Stores—Con. | | | | | | | | | | |
| Jewelry stores..... | 153 | 109 | 7,536 | 7,160 | 1,341 | 22,259 | 20,705 | 519 | 442 | 115 |
| Book stores..... | 20 | 16 | 806 | 792 | 117 | 2,225 | 1,957 | 57 | 42 | 22 |
| Stationery stores..... | 28 | 22 | 1,608 | 1,568 | 238 | 4,421 | 4,137 | 97 | 77 | 25 |
| Sporting goods stores..... | 64 | 32 | 2,153 | 1,607 | 185 | 3,357 | 3,112 | 74 | 62 | 65 |
| Bicycle stores..... | 7 | 3 | (D) | (D) | (D) | (D) | (D) | (D) | (D) | (D) |
| Florists..... | 72 | 42 | 1,933 | 1,697 | 358 | 6,025 | 5,584 | 139 | 113 | 63 |
| Cigar stores, stands..... | 22 | 20 | 1,017 | (D) | 72 | 1,650 | 1,391 | 47 | 34 | 23 |
| News dealers, newsstands..... | 39 | 31 | 2,269 | 2,171 | 127 | 2,274 | 1,829 | 96 | 50 | 43 |
| Gift, novelty, souvenir stores..... | 149 | 89 | 2,337 | 1,701 | 199 | 3,366 | 3,011 | 117 | 97 | 155 |
| Music stores..... | 23 | 21 | 624 | (D) | 53 | 957 | 818 | 37 | 23 | 24 |
| Camera, photographic supply stores..... | 14 | 12 | 1,196 | (D) | 183 | 3,687 | 3,599 | 63 | 56 | 11 |
| Luggage, leather goods stores..... | 2 | 2 | (D) | (D) | (D) | (D) | (D) | (D) | (D) | (D) |
| Optical goods stores..... | 8 | 6 | 322 | (D) | 98 | 1,946 | 1,946 | 30 | 29 | 5 |
| Office, store machine and equipment dealers..... | 7 | 5 | 182 | (D) | 26 | 390 | 390 | 9 | 9 | 9 |
| Retail stores (except second-hand) n.e.c..... | 71 | 71 | 2,260 | 2,200 | 350 | 7,147 | 6,579 | 144 | 118 | 52 |
| Second-hand stores..... | 60 | 30 | 988 | 706 | 112 | 2,284 | 2,140 | 48 | 41 | 60 |
| Nonstore Retailers | | | | | | | | | | |
| Total..... | 491 | 101 | 16,095 | 11,851 | 1,867 | 35,100 | 33,642 | 634 | 582 | 483 |
| Mail order houses..... | 7 | 7 | 2,049 | 2,049 | 217 | 4,113 | 3,488 | 90 | 71 | 4 |
| Direct selling (house-to-house) organizations..... | 457 | 81 | 11,833 | 7,841 | 1,441 | 26,698 | 25,973 | 473 | 443 | 454 |
| Merchandise vending machine operators..... | 27 | 13 | 2,213 | 1,961 | 209 | 4,289 | 4,181 | 71 | 68 | 25 |

Standard Notes: (D) Withheld to avoid disclosure. (NA) Not available. n.e.c. Not elsewhere classified. XXX Not applicable. (Z) Less than \$500. ... Represents zero.
¹ Group totals may include data for establishments without payroll which could not be classified by detailed kind of business.

Table 101A. RETAIL TRADE: 1954 AND 1948¹ — THE STATE
Establishments and Sales by Kind of Business

| Kind of business | 1954 | | | | 1948 ¹ | | | |
|---|--------------------------------|--------------------------|---|--|-------------------|--------------------------|--|--|
| | Establishments | | Sales | | Establishments | | Sales | |
| | Total ² (Number) | With payroll (Number) | Total, all establishments ¹ (\$1,000) | Establishments with payroll (\$1,000) | Total (Number) | With payroll (Number) | Total, all establishments (\$1,000) | Establishments with payroll (\$1,000) |
| Retail trade, total..... | 11,624 | 7,742 | 923,796 | 847,312 | 11,088 | 7,768 | 741,400 | 678,732 |
| Food stores, total..... | 3,193 | 1,801 | 245,055 | 210,931 | 3,602 | 2,078 | 208,278 | 175,345 |
| Grocery stores..... | 2,733 | 1,561 | 229,613 | 199,005 | 3,205 | 1,792 | 194,815 | 163,608 |
| Other food stores..... | 442 | 240 | 15,214 | 11,926 | 397 | 286 | 13,463 | 11,737 |
| Eating, drinking places, total..... | 1,485 | 1,205 | 40,815 | 38,229 | 1,447 | 1,158 | 34,851 | 32,243 |
| Eating places..... | 1,267 | 1,009 | 35,762 | 33,436 | 1,246 | 996 | 30,448 | 28,378 |
| Drinking places..... | 210 | 196 | 5,003 | 4,793 | 201 | 162 | 4,403 | 3,865 |
| General merchandise group..... | 835 | 539 | 100,087 | 93,389 | 541 | 373 | 72,901 | 69,258 |
| Apparel, accessories stores, total..... | 812 | 678 | 50,478 | 47,836 | 797 | 625 | 50,138 | 47,110 |
| Shoe stores..... | 172 | 136 | 8,702 | 8,010 | 140 | 114 | 7,142 | 6,719 |
| Other apparel stores..... | 612 | 542 | 40,908 | 39,826 | 657 | 511 | 42,996 | 40,391 |
| Furniture, home furnishings, appliance dealers..... | 569 | 387 | 33,924 | 31,416 | 506 | 389 | 30,672 | 29,243 |
| Automotive group..... | 635 | 515 | 163,544 | 160,304 | 613 | 543 | 112,099 | 109,680 |
| Gasoline service stations..... | 1,212 | 780 | 60,655 | 51,335 | 1,321 | 785 | 41,137 | 31,949 |
| Lumber, bldg. mats., hardware, farm equip. dealers, total..... | 541 | 415 | 52,068 | 49,148 | 512 | 440 | 57,849 | 56,453 |
| Farm equipment dealers..... | 93 | 77 | 9,134 | 8,708 | 74 | 65 | 14,270 | (D) |
| Lumber, bldg. mats., supplies, equipment, hardware dealers..... | 444 | 338 | 42,900 | 40,440 | 438 | 375 | 43,579 | (D) |
| Drug stores, proprietary stores, total..... | 359 | 341 | 25,530 | 25,060 | 372 | 347 | 19,395 | 18,977 |
| Drug stores..... | (NA) | 258 | (NA) | 20,328 | 269 | 258 | 15,898 | 15,659 |
| Proprietary stores..... | (NA) | 83 | (NA) | 4,732 | 103 | 89 | 3,497 | 3,318 |
| Other retail stores, total..... | 1,492 | 980 | 135,545 | 127,813 | 1,350 | 1,006 | 108,198 | 102,601 |
| Liquor stores..... | 59 | 59 | 20,859 | 20,859 | 152 | 88 | 21,513 | 19,965 |
| Fuel, ice dealers..... | 382 | 280 | 47,116 | 44,860 | 280 | 258 | 30,145 | 29,735 |
| Feed, farm, garden supply stores..... | 182 | 130 | 40,551 | 39,063 | 185 | 151 | 34,246 | 32,985 |
| Jewelry stores..... | 153 | 109 | 7,536 | 7,160 | 139 | 109 | 7,068 | 6,701 |
| Other retail stores..... | 586 | 402 | 17,829 | 15,871 | 594 | 400 | 15,226 | 13,215 |
| Nonstore retailers..... | 491 | 101 | 16,095 | 11,851 | 27 | 24 | 5,882 | 5,873 |

Standard Notes: (D) Withheld to avoid disclosure. (NA) Not available. ... Represents zero.
¹ Data in this table differ from those which appeared in the publications of the 1948 Census of Retail Trade. For a description of the adjustments see Comparison of 1948 and 1954 Censuses in the Introduction.
² Group totals may include data for establishments without payroll which could not be classified by detailed kind of business.

RETAIL TRADE — AREA STATISTICS

Table 102. RETAIL TRADE: 1954 — COUNTIES;
Total Retail — Establishments, Sales, Payroll, and Personnel

| Line No. | County and city | Total | | | | | | Kind-of-business group | | | | | |
|----------|--------------------------|-------------------|-----------------------------|---|---|--------------------------------------|--|------------------------------|--|----------------------------|--------------------|----------------------------|--------------------|
| | | Establishments | | Sales | | Payroll, entire year (\$1,000) | Paid employees, workweek ended nearest Nov. 15 | | Proprietors (unincorporated businesses only) (Number) | Food stores | | Eating, drinking places | |
| | | Total (Number) | With payroll (Number) | Total, all establishments (\$1,000) | Establishments with payroll (\$1,000) | | Total (Number) | Full workweek (Number) | | Establishments (Number) | Sales (\$1,000) | Establishments (Number) | Sales (\$1,000) |
| 1 | Maine, total..... | 11,624 | 17,742 | 923,796 | 847,312 | 84,061 | 37,318 | 30,054 | 10,906 | 3,193 | 245,055 | 1,485 | 40,815 |
| 2 | Androscoggin County..... | 1,098 | 708 | 88,127 | 80,687 | 9,082 | 3,981 | 3,139 | 1,041 | 314 | 23,273 | 175 | 4,522 |
| 3 | Auburn..... | 281 | 173 | 22,739 | 20,383 | 2,086 | 806 | 699 | 266 | 89 | 4,423 | 34 | 1,240 |
| 4 | Leviston..... | 596 | 406 | 52,921 | 49,849 | 6,299 | 2,797 | 2,152 | 541 | 169 | 14,442 | 110 | 2,711 |
| 5 | Remainder of County..... | 221 | 129 | 12,467 | 10,455 | 697 | 378 | 288 | 234 | 56 | 4,408 | 31 | 571 |
| 6 | Aroostook County..... | 964 | 650 | 81,532 | 75,346 | 6,831 | 3,008 | 2,341 | 869 | 260 | 21,071 | 104 | 2,630 |
| 7 | Presque Isle..... | 128 | 110 | 16,952 | 16,720 | 1,854 | 739 | 604 | 90 | 32 | 3,705 | 12 | 340 |
| 8 | Remainder of County..... | 836 | 540 | 64,580 | 58,626 | 4,977 | 2,269 | 1,737 | 779 | 228 | 17,366 | 92 | 2,290 |
| 9 | Cumberland County..... | 2,016 | 1,418 | 209,450 | 197,706 | 22,623 | 9,517 | 7,638 | 1,751 | 548 | 48,399 | 293 | 11,008 |
| 10 | Portland..... | 954 | 704 | 135,160 | 129,206 | 16,388 | 6,661 | 5,424 | 788 | 266 | 25,162 | 138 | 7,134 |
| 11 | South Portland..... | 152 | 100 | 13,107 | 12,133 | 1,127 | 502 | 388 | 132 | 47 | 6,264 | 15 | 419 |
| 12 | Westbrook..... | 153 | 113 | 15,231 | 14,675 | 1,302 | 529 | 426 | 38 | 38 | 4,054 | 19 | 374 |
| 13 | Remainder of County..... | 757 | 501 | 45,952 | 41,692 | 3,806 | 1,825 | 1,400 | 709 | 197 | 12,919 | 121 | 3,081 |
| 14 | Franklin County..... | 270 | 176 | 14,648 | 13,008 | 1,102 | 480 | 395 | 265 | 62 | 4,817 | 38 | 560 |
| 15 | Hancock County..... | 492 | 342 | 30,304 | 27,471 | 2,384 | 1,154 | 977 | 463 | 128 | 8,953 | 65 | 1,533 |
| 16 | Ellsworth..... | 95 | 73 | 10,164 | 9,692 | 910 | 398 | 328 | 67 | 16 | 2,250 | 10 | 437 |
| 17 | Remainder of County..... | 397 | 269 | 20,141 | 17,779 | 1,474 | 756 | 649 | 396 | 112 | 6,703 | 55 | 1,096 |
| 18 | Kennebec County..... | 1,095 | 715 | 91,757 | 83,473 | 8,199 | 3,715 | 2,975 | 1,005 | 319 | 25,328 | 123 | 3,277 |
| 19 | Augusta..... | 302 | 204 | 27,274 | 25,078 | 2,700 | 1,180 | 988 | 261 | 103 | 7,763 | 31 | 895 |
| 20 | Gardiner..... | 120 | 70 | 8,265 | 7,171 | 659 | 325 | 255 | 111 | 44 | 3,325 | 10 | 276 |
| 21 | Hallowell..... | 47 | 31 | 2,860 | 2,654 | 201 | 103 | 75 | 48 | 8 | 466 | 3 | 68 |
| 22 | Waterville..... | 322 | 232 | 36,920 | 34,466 | 3,526 | 1,571 | 1,266 | 275 | 79 | 8,406 | 49 | 1,350 |
| 23 | Remainder of County..... | 304 | 178 | 16,438 | 14,104 | 1,113 | 536 | 391 | 310 | 85 | 5,368 | 30 | 688 |
| 24 | Knox County..... | 431 | 269 | 30,606 | 27,436 | 2,670 | 1,217 | 1,021 | 398 | 120 | 8,101 | 40 | 848 |
| 25 | Rockland..... | 181 | 119 | 16,520 | 15,488 | 1,745 | 743 | 614 | 152 | 56 | 4,335 | 14 | 492 |
| 26 | Remainder of County..... | 250 | 150 | 14,086 | 11,948 | 925 | 474 | 407 | 246 | 64 | 3,666 | 26 | 356 |
| 27 | Lincoln County..... | 320 | 202 | 18,944 | 17,028 | 1,344 | 561 | 470 | 312 | 82 | 5,074 | 37 | 643 |
| 28 | Oxford County..... | 519 | 347 | 37,761 | 34,597 | 2,940 | 1,265 | 1,022 | 497 | 119 | 10,204 | 55 | 1,252 |
| 29 | Penobscot County..... | 1,227 | 853 | 124,059 | 115,549 | 11,679 | 5,011 | 4,123 | 1,114 | 346 | 30,610 | 154 | 5,178 |
| 30 | Bangor..... | 437 | 347 | 67,989 | 65,609 | 7,509 | 3,075 | 2,553 | 353 | 108 | 13,345 | 66 | 2,998 |
| 31 | Brewer..... | 95 | 57 | 8,399 | 7,399 | 626 | 249 | 211 | 94 | 23 | 2,012 | 12 | 202 |
| 32 | Old Town..... | 108 | 68 | 8,680 | 7,728 | 640 | 349 | 261 | 109 | 43 | 3,335 | 12 | 374 |
| 33 | Remainder of County..... | 587 | 381 | 38,991 | 34,813 | 2,904 | 1,338 | 1,098 | 558 | 172 | 11,918 | 64 | 1,604 |
| 34 | Piscataquis County..... | 232 | 168 | 14,980 | 13,988 | 1,199 | 557 | 465 | 218 | 52 | 4,471 | 25 | 511 |
| 35 | Sagadahoc County..... | 248 | 168 | 16,589 | 14,997 | 1,410 | 695 | 550 | 237 | 65 | 4,602 | 33 | 657 |
| 36 | Bath..... | 149 | 111 | 11,289 | 10,507 | 1,054 | 493 | 399 | 134 | 41 | 3,482 | 19 | 405 |
| 37 | Remainder of County..... | 99 | 57 | 5,300 | 4,490 | 356 | 202 | 151 | 103 | 24 | 1,120 | 14 | 252 |
| 38 | Somerset County..... | 500 | 308 | 31,218 | 27,242 | 2,181 | 1,024 | 844 | 481 | 131 | 9,499 | 47 | 1,135 |
| 39 | Waldo County..... | 291 | 183 | 17,019 | 15,347 | 1,065 | 527 | 415 | 284 | 82 | 4,469 | 35 | 799 |
| 40 | Belfast..... | 127 | 93 | 10,887 | 10,345 | 758 | 358 | 290 | 111 | 30 | 2,344 | 15 | 370 |
| 41 | Remainder of County..... | 164 | 90 | 6,132 | 5,002 | 307 | 169 | 125 | 173 | 52 | 2,125 | 20 | 429 |
| 42 | Washington County..... | 494 | 286 | 28,190 | 23,352 | 1,961 | 1,028 | 806 | 503 | 170 | 9,124 | 35 | 618 |
| 43 | Calais..... | 103 | 71 | 7,829 | 7,255 | 705 | 386 | 307 | 88 | 37 | 2,233 | 4 | 187 |
| 44 | Eastport..... | 67 | 33 | 2,974 | 2,062 | 189 | 82 | 69 | 66 | 23 | 1,233 | 7 | 129 |
| 45 | Remainder of County..... | 324 | 182 | 17,387 | 14,035 | 1,067 | 560 | 430 | 349 | 110 | 5,658 | 24 | 302 |
| 46 | York County..... | 1,427 | 949 | 88,611 | 80,085 | 7,391 | 3,578 | 2,873 | 1,468 | 395 | 27,360 | 226 | 5,644 |
| 47 | Biddeford..... | 311 | 227 | 28,440 | 26,926 | 2,391 | 1,120 | 881 | 293 | 84 | 6,817 | 39 | 1,071 |
| 48 | Saco..... | 124 | 72 | 8,108 | 7,236 | 636 | 272 | 205 | 123 | 46 | 4,073 | 20 | 246 |
| 49 | Remainder of County..... | 992 | 650 | 52,063 | 45,923 | 4,364 | 2,186 | 1,787 | 1,052 | 265 | 16,670 | 167 | 4,327 |

Standard Notes: (D) Withheld to avoid disclosure. (NA) Not available. XXX Not applicable. (Z) Less than \$500. ... Represents zero.

CITIES OF 2,500 INHABITANTS OR MORE

Kind-of-Business Group — Establishments and Sales

| Kind-of-business group—Continued | | | | | | | | | | | | | | | | | Line No. | |
|----------------------------------|-----------------|-----------------------------|-----------------|--|-----------------|----------------------|-----------------|---------------------------|-----------------|---|-----------------|---------------------------------|-----------------|-------------------------|-----------------|-------------------------|----------|-----------------|
| General merchandise group | | Apparel, accessories stores | | Furniture, home furnishings, appliance dealers | | Automotive group | | Gasoline service stations | | Lumber, bldg. mats., hardware, farm equipment dealers | | Drug stores, proprietary stores | | Other retail stores | | Nonstore retailers | | |
| Establishments (Number) | Sales (\$1,000) | Establishments (Number) | Sales (\$1,000) | Establishments (Number) | Sales (\$1,000) | Establishments (No.) | Sales (\$1,000) | Establishments (Number) | Sales (\$1,000) | Establishments (Number) | Sales (\$1,000) | Establishments (No.) | Sales (\$1,000) | Establishments (Number) | Sales (\$1,000) | Establishments (Number) | | Sales (\$1,000) |
| 835 | 100,087 | 812 | 50,478 | 569 | 33,924 | 635 | 163,544 | 1,212 | 60,655 | 541 | 52,068 | 359 | 25,530 | 1,492 | 135,545 | 491 | 16,095 | 1 |
| 61 | 9,911 | 78 | 6,831 | 52 | 3,636 | 66 | 15,218 | 92 | 4,943 | 41 | 3,977 | 23 | 1,731 | 123 | 12,374 | 73 | 1,811 | 2 |
| 8 | 295 | 7 | 409 | 9 | 488 | 23 | 7,352 | 37 | 2,312 | 11 | 1,014 | 4 | 351 | 32 | 3,797 | 27 | 1,058 | 3 |
| 33 | 8,609 | 59 | 6,090 | 33 | 2,730 | 28 | 6,366 | 34 | 1,735 | 16 | 2,024 | 13 | 1,090 | 67 | 6,481 | 34 | 623 | 4 |
| 20 | 1,067 | 12 | 332 | 10 | 418 | 15 | 1,480 | 21 | 896 | 14 | 839 | 6 | 290 | 24 | 2,096 | 12 | 130 | 5 |
| 85 | 10,460 | 83 | 3,951 | 34 | 1,941 | 72 | 16,889 | 95 | 4,724 | 60 | 5,542 | 32 | 2,243 | 110 | 11,170 | 29 | 931 | 6 |
| 7 | 2,000 | 18 | 1,278 | 5 | 250 | 14 | 3,401 | 9 | 760 | 5 | 1,034 | 4 | 313 | 18 | (D) | 4 | (D) | 7 |
| 78 | 7,560 | 65 | 2,673 | 29 | 1,691 | 58 | 13,488 | 86 | 3,944 | 55 | 4,508 | 28 | 1,930 | 92 | (D) | 25 | (D) | 8 |
| 119 | 27,827 | 133 | 12,462 | 104 | 8,668 | 95 | 32,441 | 217 | 11,826 | 66 | 8,669 | 71 | 7,971 | 261 | 35,084 | 109 | 5,095 | 9 |
| 45 | 21,695 | 95 | 10,377 | 52 | 5,240 | 41 | 21,033 | 72 | 4,623 | 26 | 4,981 | 39 | 5,911 | 122 | 25,594 | 54 | 3,410 | 10 |
| 10 | 257 | 4 | 101 | 4 | 575 | 7 | 2,002 | 29 | 1,555 | 4 | (D) | 11 | 576 | 19 | 806 | 2 | (D) | 11 |
| 7 | (D) | 13 | 1,022 | 15 | 1,220 | 5 | 1,804 | 16 | 730 | 10 | (D) | 5 | 399 | 16 | 1,726 | 9 | 384 | 12 |
| 57 | (D) | 21 | 962 | 33 | 1,633 | 42 | 7,602 | 100 | 4,918 | 26 | 2,585 | 16 | 1,085 | 104 | 6,958 | 40 | (D) | 13 |
| 19 | 1,078 | 14 | 608 | 11 | 403 | 17 | 2,928 | 32 | 1,674 | 15 | 1,092 | 10 | 425 | 41 | 1,313 | 11 | 50 | 14 |
| 47 | 2,708 | 31 | 1,121 | 14 | 547 | 28 | 5,279 | 50 | 2,908 | 25 | 1,487 | 12 | 601 | 77 | 5,024 | 15 | 144 | 15 |
| 4 | 717 | 6 | 471 | 5 | 154 | 9 | 2,034 | 8 | 592 | 11 | 844 | 2 | (D) | 24 | (D) | *** | *** | 16 |
| 43 | 1,991 | 25 | 650 | 9 | 393 | 19 | 3,245 | 42 | 2,316 | 14 | 643 | 10 | (D) | 53 | (D) | 15 | 144 | 17 |
| 64 | 8,519 | 78 | 5,378 | 60 | 3,506 | 67 | 16,220 | 111 | 5,897 | 46 | 6,961 | 33 | 2,194 | 136 | 13,176 | 58 | 1,301 | 18 |
| 10 | 1,831 | 26 | 1,804 | 16 | 1,357 | 19 | 5,759 | 29 | 1,671 | 15 | 2,301 | 9 | 702 | 31 | 2,906 | 13 | 235 | 19 |
| 6 | 595 | 12 | 553 | 9 | 297 | 6 | 1,056 | 6 | 551 | 2 | (D) | 4 | (D) | 11 | 1,032 | 10 | 119 | 20 |
| 5 | 172 | 5 | 342 | 4 | 80 | 1 | (D) | 4 | (D) | 2 | (D) | 2 | 1 | 12 | 1,099 | 2 | (D) | 21 |
| 14 | 4,518 | 29 | 2,334 | 17 | 1,516 | 24 | 6,980 | 19 | 1,540 | 13 | 3,251 | 8 | 710 | 54 | 5,820 | 16 | 495 | 22 |
| 29 | 1,353 | 6 | 345 | 14 | 256 | 17 | (D) | 53 | (D) | 15 | 1,180 | 10 | 466 | 28 | 2,319 | 17 | (D) | 23 |
| 22 | 1,656 | 38 | 2,273 | 32 | 1,553 | 20 | 4,269 | 45 | 1,697 | 34 | 3,470 | 14 | 892 | 57 | 5,715 | 9 | 132 | 24 |
| 3 | (D) | 33 | 1,935 | 15 | 1,066 | 8 | 2,486 | 11 | 413 | 10 | 2,015 | 6 | 453 | 19 | (D) | 6 | 34 | 25 |
| 19 | (D) | 5 | 338 | 17 | 487 | 12 | 1,783 | 34 | 1,284 | 24 | 1,455 | 8 | 439 | 38 | (D) | 3 | 98 | 26 |
| 36 | 1,240 | 22 | 821 | 16 | 486 | 14 | 4,255 | 26 | 1,015 | 15 | 1,877 | 8 | 453 | 50 | 2,592 | 14 | 488 | 27 |
| 60 | 4,808 | 38 | 1,512 | 27 | 916 | 27 | 7,711 | 62 | 2,535 | 34 | 2,235 | 15 | 874 | 60 | 4,513 | 22 | 1,201 | 28 |
| 93 | 15,452 | 99 | 7,494 | 51 | 4,605 | 71 | 25,316 | 126 | 7,682 | 57 | 4,949 | 40 | 2,583 | 146 | 17,083 | 44 | 3,107 | 29 |
| 17 | 11,077 | 57 | 5,151 | 19 | 3,303 | 29 | 15,614 | 34 | 2,993 | 14 | 1,806 | 17 | 1,176 | 58 | 7,660 | 18 | 2,866 | 30 |
| 5 | 67 | 4 | (D) | 5 | 189 | 4 | (D) | 13 | 686 | 5 | 712 | 3 | 185 | 15 | 3,646 | 6 | 80 | 31 |
| 4 | 455 | 8 | 1,052 | 6 | 462 | 3 | (D) | 14 | 869 | 2 | (D) | 5 | 223 | 9 | 670 | 2 | (D) | 32 |
| 67 | 3,853 | 30 | (D) | 21 | 651 | 35 | 8,286 | 65 | 3,134 | 36 | (D) | 15 | 999 | 64 | 5,107 | 18 | (D) | 33 |
| 22 | 1,471 | 7 | 262 | 10 | 987 | 17 | 3,183 | 29 | 1,018 | 20 | 1,044 | 10 | 511 | 35 | 1,503 | 5 | 19 | 34 |
| 11 | 1,483 | 12 | 583 | 12 | 712 | 18 | 2,664 | 29 | 1,546 | 12 | 1,338 | 8 | 368 | 40 | 2,528 | 8 | 108 | 35 |
| 4 | 887 | 12 | 583 | 12 | (D) | 12 | 1,871 | 11 | 686 | 9 | (D) | 7 | (D) | 20 | 1,134 | 2 | (D) | 36 |
| 7 | 596 | *** | *** | *** | (D) | 6 | 793 | 18 | 860 | 3 | (D) | 1 | (D) | 20 | 1,394 | 6 | (D) | 37 |
| 42 | 2,574 | 31 | 1,219 | 27 | 1,409 | 21 | 4,829 | 71 | 3,099 | 28 | 1,506 | 22 | 979 | 58 | 4,711 | 22 | 258 | 38 |
| 28 | 1,473 | 12 | 406 | 12 | 348 | 17 | 1,998 | 37 | 1,103 | 17 | 897 | 6 | 288 | 37 | 5,111 | 8 | 127 | 39 |
| 12 | 763 | 11 | (D) | 7 | 319 | 10 | 1,424 | 10 | 403 | 7 | 629 | 4 | (D) | 18 | 4,004 | 3 | (D) | 40 |
| 16 | 710 | 1 | (D) | 5 | 29 | 7 | 574 | 27 | 700 | 10 | 268 | 2 | (D) | 19 | 1,107 | 5 | (D) | 41 |
| 52 | 4,325 | 30 | 1,756 | 18 | 517 | 30 | 4,720 | 64 | 2,526 | 19 | 1,189 | 18 | 864 | 38 | 2,326 | 20 | 225 | 42 |
| 5 | 1,232 | 9 | 1,083 | 5 | 176 | 10 | (D) | 13 | 557 | 4 | (D) | 3 | 191 | 9 | 580 | 4 | 14 | 43 |
| 4 | 164 | 7 | 243 | 4 | 102 | 1 | (D) | 5 | 209 | 3 | (D) | 3 | 154 | 5 | 326 | 5 | 74 | 44 |
| 43 | 2,929 | 14 | 430 | 9 | 239 | 19 | 3,181 | 46 | 1,760 | 12 | 812 | 12 | 519 | 24 | 1,420 | 11 | 137 | 45 |
| 74 | 5,102 | 106 | 3,801 | 89 | 3,690 | 55 | 15,624 | 126 | 6,482 | 52 | 5,935 | 37 | 2,553 | 223 | 11,322 | 44 | 1,098 | 46 |
| 14 | 2,523 | 42 | 2,008 | 24 | 1,445 | 14 | 7,381 | 18 | 1,575 | 11 | 2,028 | 7 | 565 | 48 | 3,038 | 10 | 189 | 47 |
| 1 | (D) | 4 | 96 | 7 | 325 | 3 | (D) | 15 | 783 | 3 | 158 | 3 | (D) | 18 | 592 | 4 | 42 | 48 |
| 59 | (D) | 60 | 1,697 | 58 | 1,920 | 38 | (D) | 93 | 4,124 | 38 | 3,749 | 27 | (D) | 157 | 7,692 | 30 | 867 | 49 |

Table 102A. RETAIL TRADE: 1948¹— COUNTIES: CITIES OF 2,500 INHABITANTS OR MORE
Establishments and Sales

| County and city | Establishments, 1948 (Number) | Sales, 1948 (\$1,000) | County and city | Establishments, 1948 (Number) | Sales, 1948 (\$1,000) | County and city | Establishments, 1948 (Number) | Sales, 1948 (\$1,000) |
|--------------------------|-------------------------------|-----------------------|--------------------------|-------------------------------|-----------------------|--------------------------|-------------------------------|-----------------------|
| Maine, total..... | 11,088 | 741,400 | Kennebec County..... | 1,020 | 71,226 | Piscataquis County..... | 226 | 12,506 |
| Androscoggin County..... | 997 | 76,698 | Augusta..... | 262 | 21,698 | Sagadahoc County..... | 252 | 13,676 |
| Auburn..... | 249 | 19,444 | Gardiner..... | 110 | 7,328 | Bath..... | 153 | 10,795 |
| Lewiston..... | 511 | 46,754 | Hallowell..... | 53 | 3,045 | Remainder of County..... | 99 | 2,881 |
| Remainder of County..... | 237 | 10,500 | Waterville..... | 241 | 25,040 | Somerset County..... | 475 | 23,845 |
| Remainder of County..... | 237 | 10,500 | Remainder of County..... | 354 | 14,115 | Waldo County..... | 273 | 12,806 |
| Aroostook County..... | 1,051 | 81,290 | Knox County..... | 370 | 23,855 | Belfast..... | 103 | 7,320 |
| Presque Isle..... | 135 | 19,537 | Rockland..... | 150 | 12,328 | Remainder of County..... | 170 | 5,486 |
| Remainder of County..... | 916 | 61,753 | Remainder of County..... | 220 | 11,527 | Washington County..... | 492 | 20,550 |
| Cumberland County..... | 1,946 | 161,651 | Lincoln County..... | 302 | 15,434 | Calais..... | 85 | 5,224 |
| Portland..... | 982 | 109,259 | Oxford County..... | 507 | 29,082 | Eastport..... | 63 | 2,502 |
| South Portland..... | 151 | 9,766 | Penobscot County..... | 1,178 | 96,401 | Remainder of County..... | 344 | 12,824 |
| Westbrook..... | 136 | 9,164 | Bangor..... | 430 | 52,571 | York County..... | 1,210 | 65,073 |
| Remainder of County..... | 677 | 33,462 | Brewer..... | 75 | 6,137 | Biddeford..... | 281 | 21,973 |
| Franklin County..... | 312 | 14,674 | Old Town..... | 110 | 7,026 | Saco..... | 103 | 5,233 |
| Hancock County..... | 477 | 22,633 | Remainder of County..... | 563 | 30,667 | Remainder of County..... | 826 | 37,867 |
| Ellsworth..... | 79 | 7,327 | | | | | | |
| Remainder of County..... | 398 | 15,306 | | | | | | |

¹Standard Notes: (D) Withheld to avoid disclosure. (NA) Not available.

¹Data in this table differ from those which appeared in the publications of the 1948 Census of Retail Trade. For a description of the adjustments see Comparison of 1948 and 1954 Censuses in the Introduction.

RETAIL TRADE—AREA STATISTICS

Table 103. RETAIL TRADE: 1954 — STANDARD METROPOLITAN AREAS

Establishments, Sales, Payroll, and Personnel, by Kind of Business

| Standard metropolitan area and kind of business | Establishments | | Sales | | Payroll, entire year (\$1,000) | Payroll, workweek ended nearest Nov. 15 | | Paid employees, workweek ended nearest Nov. 15 | | Proprietors (unincorporated businesses only) ¹ (Number) |
|--|-----------------------------|-----------------------|--|---------------------------------------|--------------------------------|---|-------------------------|--|------------------------|--|
| | Total ¹ (Number) | With payroll (Number) | Total, all establishments ¹ (\$1,000) | Establishments with payroll (\$1,000) | | Total (Dollars) | Full workweek (Dollars) | Total (Number) | Full workweek (Number) | |
| PORTLAND STANDARD METROPOLITAN AREA--Consists of Portland, South Portland, and Westbrook cities; Cape Elizabeth and Falmouth towns in Cumberland County, Me. | | | | | | | | | | |
| Retail trade, total | 1,306 | 954 | 166,309 | 158,711 | 19,019 | 349,806 | 323,386 | 7,802 | 6,328 | 1,091 |
| Food Stores | | | | | | | | | | |
| Total | 365 | 225 | 36,709 | 33,211 | 2,384 | 46,543 | 40,879 | 1,097 | 772 | 338 |
| Grocery stores | 276 | 180 | 33,470 | 30,762 | 2,066 | 40,420 | 35,256 | 940 | 653 | 254 |
| Meat markets | 18 | 8 | 1,088 | 716 | 40 | 783 | 755 | 17 | 14 | 20 |
| Fish (seafood) markets | 11 | 5 | 252 | 178 | 29 | 601 | 562 | 20 | 16 | 10 |
| Fruit stores, vegetable markets | 8 | 4 | (D) | (D) | 15 | 288 | 257 | 12 | 9 | (D) |
| Candy, nut, confectionery stores | 9 | 7 | 230 | (D) | 36 | 528 | 500 | 16 | 14 | 3 |
| Bakery products stores | 31 | 13 | 839 | 583 | 175 | 3,473 | 3,162 | 81 | 58 | 31 |
| Bakeries, with baking on premises | (NA) | 13 | (NA) | 583 | 175 | 3,473 | 3,162 | 81 | 58 | (NA) |
| Bakeries, without baking on premises | (NA) | ••• | (NA) | ••• | ••• | ••• | ••• | ••• | ••• | (NA) |
| Delicatessen stores | 3 | 3 | (D) | (D) | (D) | (D) | (D) | (D) | (D) | (D) |
| Food stores, n.e.c. | 9 | 5 | (D) | (D) | (D) | (D) | (D) | (D) | (D) | (D) |
| Eating, Drinking Places | | | | | | | | | | |
| Total | 181 | 165 | 8,212 | 8,094 | 1,587 | 29,379 | 26,557 | 1,086 | 826 | 166 |
| Eating places (except refreshment stands) | 116 | 100 | 6,545 | 6,427 | 1,337 | 24,484 | 22,257 | 880 | 701 | 102 |
| Restaurants, cafeterias | (NA) | 98 | (NA) | (D) | (D) | (D) | (D) | (D) | (D) | (NA) |
| Caterers | (NA) | 2 | (NA) | (D) | (D) | (D) | (D) | (D) | (D) | (NA) |
| In-plant food contractors | (NA) | ••• | (NA) | ••• | ••• | ••• | ••• | ••• | ••• | (NA) |
| Refreshment stands | 20 | 20 | 544 | 544 | 83 | 1,327 | 1,091 | 77 | 27 | 13 |
| Drinking places | 45 | 45 | 1,123 | 1,123 | 167 | 3,568 | 3,209 | 129 | 98 | 51 |
| General Merchandise Group | | | | | | | | | | |
| Total | 66 | 44 | 25,058 | 24,700 | 3,495 | 65,924 | 57,402 | 1,698 | 1,247 | 63 |
| Department stores | 4 | 4 | 15,577 | 15,577 | 2,514 | 46,921 | 40,903 | 1,104 | 853 | 2 |
| Dry goods, general merchandise stores | 13 | 11 | 662 | (D) | 67 | 1,385 | 1,385 | 29 | 29 | 14 |
| General stores | 5 | 5 | 278 | 278 | 17 | 275 | 255 | 7 | 6 | 7 |
| Variety stores | 44 | 24 | 8,541 | (D) | 897 | 17,343 | 14,859 | 558 | 359 | 40 |
| Apparel, Accessories Stores | | | | | | | | | | |
| Total | 112 | 92 | 11,500 | 11,098 | 1,678 | 29,130 | 26,522 | 649 | 558 | 77 |
| Shoe stores | 30 | 22 | 1,630 | 1,648 | 232 | 3,580 | 3,483 | 72 | 65 | 24 |
| Men's shoe stores | (NA) | 4 | (NA) | (D) | (D) | (D) | (D) | (D) | (D) | (NA) |
| Women's shoe stores | (NA) | 5 | (NA) | 511 | 74 | 1,173 | 1,107 | 23 | 19 | (NA) |
| Children's, juveniles' shoe stores | (NA) | 1 | (NA) | (D) | (D) | (D) | (D) | (D) | (D) | (NA) |
| Family shoe stores | (NA) | 12 | (NA) | 852 | 128 | 1,905 | 1,879 | 42 | 39 | (NA) |
| Men's, boys' clothing and furnishings stores | (NA) | 27 | (NA) | 4,141 | 561 | 10,879 | 9,202 | 191 | 164 | (NA) |
| Men's, boys' clothing stores | (NA) | 18 | (NA) | 3,283 | 516 | 10,022 | 8,425 | 169 | 147 | (NA) |
| Men's, boys' furnishings stores | (NA) | 9 | (NA) | 858 | 45 | 857 | 777 | 22 | 17 | (NA) |
| Family clothing stores | (NA) | 8 | (NA) | (D) | (D) | (D) | (D) | (D) | (D) | (NA) |
| Women's clothing, specialty stores | (NA) | 32 | 2,196 | 2,176 | 274 | 4,928 | 4,437 | 145 | 114 | 22 |
| Ready-to-wear stores | (NA) | 21 | (NA) | 1,999 | 241 | 4,305 | 3,853 | 126 | 98 | (NA) |
| Millinery stores | (NA) | 6 | (NA) | (D) | (D) | (D) | (D) | (D) | (D) | (NA) |
| Clothing, specialty stores, n.e.c. | (NA) | 1 | (NA) | (D) | (D) | (D) | (D) | (D) | (D) | (NA) |
| Children's, infants' wear stores | (NA) | 4 | (D) | (D) | (D) | (D) | (D) | (D) | (D) | (D) |
| Apparel stores, n.e.c. | (NA) | 5 | 348 | 348 | 103 | 1,623 | 1,608 | 34 | 33 | 2 |
| Furniture, Home Furnishings, Appliance Dealers | | | | | | | | | | |
| Total | 71 | 57 | 7,035 | 6,705 | 1,326 | 24,568 | 23,558 | 402 | 374 | 45 |
| Furniture, home furnishings stores | 37 | 27 | 4,126 | 3,866 | 828 | 15,602 | 15,245 | 245 | 233 | 19 |
| Furniture stores | (NA) | 15 | (NA) | 2,943 | 625 | 11,717 | 11,576 | 180 | 174 | (NA) |
| Floor covering stores | (NA) | 6 | (NA) | 711 | 160 | 2,967 | 2,897 | 49 | 46 | (NA) |
| Home furnishings stores, n.e.c., antique stores | (NA) | 6 | (NA) | 212 | 43 | 918 | 772 | 16 | 13 | (NA) |
| Household appliance, radio, TV stores | 34 | 30 | 2,909 | 2,839 | 498 | 8,966 | 8,313 | 157 | 141 | 26 |
| Household appliance stores | (NA) | 10 | (NA) | 1,311 | 286 | 5,055 | 4,468 | 88 | 75 | (NA) |
| Appliance, radio, TV stores | (NA) | 11 | (NA) | 1,035 | 156 | 2,917 | 2,893 | 51 | 49 | (NA) |
| Radio, TV stores | (NA) | 9 | (NA) | 493 | 56 | 994 | 952 | 18 | 17 | (NA) |
| Automotive Group | | | | | | | | | | |
| Total | 54 | 48 | (D) | 24,946 | 2,878 | 48,474 | 48,173 | 710 | 696 | (D) |
| Passenger car dealers (franchised) | 16 | 16 | 20,632 | 20,632 | 2,460 | 41,481 | 41,409 | 589 | 586 | 1 |
| Passenger car dealers (nonfranchised) | 25 | 21 | 2,433 | 2,399 | 200 | 3,147 | 3,048 | 57 | 53 | 20 |
| Tire, battery, accessory dealers | 7 | 7 | 940 | 940 | 152 | 2,833 | 2,703 | 48 | 41 | 5 |
| Motorcycle, aircraft, boat dealers | 3 | 3 | (D) | (D) | (D) | (D) | (D) | (D) | (D) | (D) |
| Household trailer dealers | 1 | 1 | (D) | (D) | (D) | (D) | (D) | (D) | (D) | (D) |
| Automotive dealers, n.e.c. | ••• | ••• | ••• | ••• | ••• | ••• | ••• | ••• | ••• | ••• |
| Gasoline Service Stations | | | | | | | | | | |
| Total | 126 | 100 | 7,674 | 7,064 | 568 | 11,820 | 10,681 | 276 | 214 | 122 |
| Lumber, Bldg. Mtls., Hardware, Farm Equipment Dealers | | | | | | | | | | |
| Total | 41 | 31 | 6,101 | 5,427 | 1,010 | 16,761 | 16,159 | 291 | 263 | 24 |
| Farm equipment dealers | 1 | 1 | (D) | (D) | (D) | (D) | (D) | (D) | (D) | (D) |
| Lumber, building materials dealers | 12 | 8 | 3,631 | 3,065 | 621 | 9,649 | 9,184 | 172 | 152 | 5 |
| Paint, glass, wallpaper stores | 7 | 5 | (D) | (D) | (D) | (D) | (D) | (D) | (D) | (D) |
| Plumbing, electrical supply stores | 6 | 6 | 426 | 426 | 59 | 1,174 | 1,174 | 20 | 20 | 4 |
| Hardware stores | 15 | 11 | 1,367 | 1,295 | 219 | 4,058 | 3,978 | 67 | 61 | 11 |
| Drug Stores, Proprietary Stores | | | | | | | | | | |
| Total | 56 | 50 | (D) | 6,787 | 764 | 16,483 | 14,578 | 429 | 318 | (D) |
| Drug stores | (NA) | 40 | (NA) | 4,854 | 612 | 12,445 | 11,009 | 315 | 237 | (NA) |
| Proprietary stores | (NA) | 10 | (NA) | 1,933 | 152 | 4,038 | 3,569 | 114 | 81 | (NA) |
| Other Retail Stores | | | | | | | | | | |
| Total | 159 | 119 | (D) | 27,517 | 2,477 | 44,846 | 43,121 | 893 | 794 | (D) |
| Liquor stores | 6 | 6 | 4,994 | 4,994 | 120 | 2,238 | 1,934 | 44 | 35 | 1 |
| Fuel, ice dealers | 38 | 28 | 15,193 | 15,049 | 1,117 | 22,185 | 21,888 | 367 | 359 | 25 |
| Fuel dealers (coal, wood) | (NA) | 3 | (NA) | (D) | (D) | (D) | (D) | (D) | (D) | (NA) |
| Liquefied petroleum gas dealers | (NA) | 2 | (NA) | (D) | (D) | (D) | (D) | (D) | (D) | (NA) |
| Fuel oil dealers | (NA) | 20 | (NA) | 5,794 | 598 | 12,887 | 12,590 | 207 | 199 | (NA) |
| Ice dealers | (NA) | 3 | (NA) | (D) | (D) | (D) | (D) | (D) | (D) | (NA) |
| Hay, grain, feed stores | 5 | 5 | 1,831 | 1,831 | 144 | 2,723 | 2,723 | 43 | 43 | ••• |
| Farm, garden supply stores | 1 | 1 | (D) | (D) | (D) | (D) | (D) | (D) | (D) | (D) |

Standard Notes: (D) Withheld to avoid disclosure. (NA) Not available. n.e.c. Not elsewhere classified. XXX Not applicable. (Z) Less than \$500. ... Represents zero.
¹ Group totals may include data for establishments without payroll which could not be classified by detailed kind of business.

Table 103. RETAIL TRADE: 1954 — STANDARD METROPOLITAN AREAS — Continued

Establishments, Sales, Payroll, and Personnel, by Kind of Business

| Standard metropolitan area and kind of business | Establishments | | Sales | | Payroll, entire year (\$1,000) | Payroll, workweek ended nearest Nov. 15 | | Paid employees, workweek ended nearest Nov. 15 | | Proprietors (unincorporated businesses only) ¹ (Number) |
|--|-----------------------------|-----------------------|--|---------------------------------------|--------------------------------|---|-------------------------|--|------------------------|--|
| | Total ¹ (Number) | With payroll (Number) | Total, all establishments ¹ (\$1,000) | Establishments with payroll (\$1,000) | | Total (Dollars) | Full workweek (Dollars) | Total (Number) | Full workweek (Number) | |
| PORTLAND STANDARD METROPOLITAN AREA--Con. | | | | | | | | | | |
| Other Retail Stores—Con. | | | | | | | | | | |
| Jewelry stores..... | 19 | 15 | 2,612 | 2,594 | 610 | 8,645 | 8,286 | 231 | 207 | 9 |
| Book stores..... | 3 | 3 | 81 | 81 | 13 | 185 | 178 | 5 | 4 | 3 |
| Stationery stores..... | 4 | 4 | 205 | 205 | 13 | 261 | 193 | 11 | 5 | 2 |
| Sporting goods stores..... | 5 | 3 | 137 | (D) | (D) | (D) | (D) | (D) | (D) | (D) |
| Bicycle stores..... | ... | ... | ... | ... | ... | ... | ... | ... | ... | ... |
| Florists..... | 11 | 11 | 475 | 475 | 127 | 2,217 | 2,032 | 49 | 38 | 6 |
| Cigar stores, stands..... | 3 | 3 | 178 | 178 | 9 | 182 | 179 | 7 | 6 | 3 |
| News dealers, newsstands..... | 4 | 2 | 92 | (D) | (D) | (D) | (D) | (D) | (D) | (D) |
| Gift, novelty, souvenir stores..... | 17 | 9 | 408 | 164 | 18 | 401 | 288 | 14 | 8 | 17 |
| Music stores..... | 4 | 4 | 134 | 134 | 11 | 277 | 243 | 9 | 6 | 5 |
| Camera, photographic supply stores..... | 3 | 3 | (D) | (D) | (D) | (D) | (D) | (D) | (D) | (D) |
| Luggage, leather goods stores..... | 1 | 1 | (D) | (D) | (D) | (D) | (D) | (D) | (D) | (D) |
| Optical goods stores..... | 1 | 1 | (D) | (D) | (D) | (D) | (D) | (D) | (D) | (D) |
| Office, store machine and equipment dealers..... | 3 | 1 | 63 | (D) | (D) | (D) | (D) | (D) | (D) | (D) |
| Retail stores (except second-hand) n.e.c..... | 14 | 14 | 398 | 398 | 64 | 1,251 | 1,102 | 23 | 17 | 9 |
| Second-hand stores..... | 7 | 5 | (D) | 91 | 14 | 309 | 257 | 9 | 7 | (D) |
| Nonstore Retailers | | | | | | | | | | |
| Total..... | 75 | 23 | 3,906 | 3,162 | 852 | 15,878 | 15,756 | 271 | 266 | 67 |
| Mail order houses..... | 1 | 1 | (D) | (D) | (D) | (D) | (D) | (D) | (D) | (D) |
| Direct selling (house-to-house) organizations..... | 68 | 18 | 3,417 | 2,797 | 837 | 15,493 | 15,431 | 264 | 260 | 61 |
| Merchandise vending machine operators..... | 6 | 4 | (D) | (D) | (D) | (D) | (D) | (D) | (D) | (D) |

Standard Notes: (D) Withheld to avoid disclosure. (NA) Not available. n.e.c. Not elsewhere classified. XXX Not applicable. (Z) Less than \$500. ... Represents zero.
¹ Group totals may include data for establishments without payroll which could not be classified by detailed kind of business.

Table 103A. RETAIL TRADE: 1948¹— STANDARD METROPOLITAN AREAS

Establishments and Sales, by Kind of Business

| Kind of business | Establishments, 1948 | | Sales, 1948 | |
|---|----------------------|-----------------------|-------------------------------------|---------------------------------------|
| | Total (Number) | With payroll (Number) | Total, all establishments (\$1,000) | Establishments with payroll (\$1,000) |
| PORTLAND STANDARD METROPOLITAN AREA | | | | |
| Retail trade, total..... | 1,300 | 1,033 | 129,207 | 123,711 |
| Food stores..... | 429 | 288 | 32,738 | 29,350 |
| Eating, drinking places..... | 191 | 171 | 6,639 | 6,421 |
| General merchandise group..... | 36 | 25 | 15,687 | 15,564 |
| Apparel, accessories stores..... | 104 | 95 | 12,564 | 12,382 |
| Furniture, home furnishings, appliance dealers..... | 56 | 47 | 5,266 | 5,112 |
| Automotive group..... | 53 | 49 | 18,388 | 18,247 |
| Gasoline service stations..... | 134 | 105 | 4,793 | 4,124 |
| Lumber, building materials, hardware, farm equipment dealers..... | 40 | 32 | 7,359 | 6,971 |
| Drug stores, proprietary stores..... | 60 | 55 | 3,724 | 3,623 |
| Other retail stores..... | 183 | 152 | 18,848 | 18,716 |
| Nonstore retailers..... | 14 | 14 | 3,201 | 3,201 |

Standard Notes: (D) Withheld to avoid disclosure. (NA) Not available. ...Represents zero. ¹Data in this table differ from those which appeared in the publications of the 1948 Census of Retail Trade. For a description of the adjustments see Comparison of 1948 and 1954 Censuses in the Introduction.

Table 104. RETAIL TRADE: 1954 — COUNTIES WITH 500 ESTABLISHMENTS OR MORE
Establishments, Sales, Payroll, and Personnel, by Kind of Business

| County and kind of business | Establishments | | Sales | | Payroll, entire year (\$1,000) | Payroll, workweek ended nearest Nov. 15 | | Paid employees, workweek ended nearest Nov. 15 | | Proprietors (unincorporated businesses only) ¹ (Number) |
|--|--------------------------------|--------------------------|---|--|-----------------------------------|---|----------------------------|--|---------------------------|---|
| | Total ¹ (Number) | With payroll (Number) | Total, all establishments ¹ (\$1,000) | Establishments with payroll (\$1,000) | | Total (Dollars) | Full workweek (Dollars) | Total (Number) | Full workweek (Number) | |
| ANDROSCOGGIN COUNTY | | | | | | | | | | |
| Retail trade, total..... | 1,098 | 708 | 88,127 | 80,687 | 9,082 | 173,021 | 157,794 | 3,981 | 3,139 | 1,041 |
| Food stores, total..... | 314 | 168 | 23,273 | 19,601 | 1,247 | 25,509 | 21,920 | 633 | 443 | 338 |
| Grocery stores..... | 268 | 136 | 21,281 | 17,917 | 1,112 | 22,512 | 19,133 | 552 | 379 | 287 |
| Meat markets, fish (seafood) markets..... | 10 | 4 | 437 | 263 | 12 | 321 | 294 | 8 | 6 | 13 |
| Fruit stores, vegetable markets..... | 4 | 2 | 102 | (D) | (D) | (D) | (D) | (D) | (D) | (D) |
| Candy, nut, confectionery stores..... | 13 | 11 | 310 | (D) | 27 | 550 | 502 | 22 | 17 | 10 |
| Other food stores..... | 17 | 15 | 1,122 | (D) | (D) | (D) | (D) | (D) | (D) | (D) |
| Eating, drinking places, total..... | 175 | 141 | 4,522 | 4,192 | 705 | 13,685 | 12,009 | 562 | 416 | 182 |
| Eating places..... | 131 | 101 | 3,798 | 3,490 | 607 | 11,842 | 10,527 | 491 | 374 | 137 |
| Drinking places..... | 44 | 40 | 724 | 702 | 98 | 1,843 | 1,482 | 71 | 42 | 45 |
| General merchandise group, total..... | 61 | 37 | 9,911 | 9,533 | 1,416 | 26,270 | 22,481 | 751 | 536 | 44 |
| General merchandise group (except variety)..... | 25 | 19 | 6,963 | 6,855 | 999 | 18,138 | 16,213 | 464 | 362 | 16 |
| Variety stores..... | 34 | 18 | 2,936 | 2,678 | 417 | 8,132 | 6,268 | 287 | 154 | 26 |
| Apparel, accessories stores, total..... | 78 | 64 | 6,831 | 6,639 | 1,149 | 20,647 | 18,960 | 473 | 360 | 48 |
| Shoe stores..... | 20 | 16 | 1,168 | 1,086 | 132 | 2,251 | 2,126 | 50 | 39 | 12 |
| Men's, boys' clothing and furnishings stores..... | (NA) | 18 | (NA) | 1,641 | 242 | 4,613 | 4,133 | 88 | 73 | (NA) |
| Family clothing stores..... | (NA) | 2 | (NA) | (D) | (D) | (D) | (D) | (D) | (D) | (NA) |
| Women's clothing, specialty stores..... | 29 | 25 | 3,666 | 3,636 | 723 | 12,802 | 11,748 | 309 | 230 | 18 |
| Ready-to-wear stores..... | (NA) | 18 | (NA) | 3,423 | 692 | 12,263 | 11,222 | 292 | 215 | (NA) |
| Other clothing, specialty stores..... | (NA) | 7 | (NA) | 213 | 31 | 539 | 526 | 17 | 15 | (NA) |
| Other apparel stores..... | 5 | 3 | 129 | (D) | (D) | (D) | (D) | (D) | (D) | (D) |
| Furniture, home furnishings, appliance dealers, total..... | 52 | 40 | 3,636 | 3,458 | 515 | 9,273 | 8,611 | 160 | 138 | 47 |
| Furniture, home furnishings stores, antique stores..... | 24 | 24 | 2,277 | 2,277 | 356 | 6,384 | 5,944 | 108 | 91 | 21 |
| Household appliance, radio, TV stores..... | 28 | 16 | 1,359 | 1,181 | 159 | 2,889 | 2,667 | 52 | 47 | 26 |
| Automotive group..... | 66 | 42 | 15,218 | 14,644 | 1,678 | 30,647 | 30,497 | 468 | 459 | 52 |
| Gasoline service stations..... | 92 | 66 | 4,943 | 4,217 | 288 | 5,673 | 5,154 | 146 | 116 | 102 |
| Lumber, bldg. mats., hardware, farm equip. dealers, total..... | 41 | 31 | 3,877 | 3,783 | 585 | 11,979 | 11,157 | 201 | 182 | 32 |
| Farm equipment dealers..... | 4 | 4 | 460 | 460 | 42 | 786 | 786 | 13 | 13 | 1 |
| Lumber, building materials, supplies, equipment dealers..... | 24 | 18 | 2,525 | 2,499 | 437 | 8,673 | 8,413 | 139 | 132 | 21 |
| Hardware stores..... | 13 | 9 | 892 | 824 | 106 | 2,520 | 1,958 | 49 | 37 | 10 |
| Drug stores, proprietary stores, total..... | 23 | 23 | 1,731 | 1,731 | 280 | 5,351 | 5,049 | 119 | 101 | 13 |
| Drug stores..... | 16 | 18 | 1,488 | 1,488 | 248 | 4,682 | 4,450 | 101 | 86 | 9 |
| Proprietary stores..... | 5 | 5 | 243 | 243 | 32 | 669 | 599 | 18 | 15 | 4 |
| Other retail stores, total..... | 23 | 87 | 12,374 | 11,732 | 1,018 | 20,334 | 18,534 | 400 | 327 | 109 |
| Liquor stores..... | 4 | 4 | 1,600 | 1,600 | 50 | 897 | 805 | 16 | 14 | 1 |
| Fuel, ice dealers..... | 29 | 21 | 3,338 | 3,206 | 336 | 7,183 | 6,948 | 137 | 118 | 26 |
| Feed, farm, garden supply stores..... | 16 | 12 | 3,859 | 3,667 | 129 | 2,605 | 1,940 | 52 | 38 | 13 |
| Jewelry stores..... | 21 | 13 | 831 | 745 | 121 | 2,282 | 1,878 | 49 | 35 | 19 |
| Book, stationery stores..... | 4 | 4 | (D) | (D) | (D) | (D) | (D) | (D) | (D) | (D) |
| Other retail stores (except second-hand)..... | 35 | 29 | (D) | (D) | (D) | (D) | (D) | (D) | (D) | (D) |
| Second-hand stores..... | 8 | 4 | 202 | 140 | 36 | 925 | 876 | 13 | 11 | 7 |
| Nonstore retailers..... | 73 | 9 | 1,811 | 1,157 | 201 | 3,653 | 3,417 | 68 | 61 | 74 |
| AROOSTOOK COUNTY | | | | | | | | | | |
| Retail trade, total..... | 964 | 650 | 81,532 | 75,346 | 6,831 | 129,508 | 119,688 | 3,008 | 2,341 | 869 |
| Food stores, total..... | 240 | 130 | 21,071 | 18,123 | 955 | 19,367 | 16,969 | 446 | 308 | 264 |
| Grocery stores..... | 238 | 120 | 20,007 | 17,253 | 904 | 18,373 | 16,001 | 418 | 282 | 242 |
| Meat markets, fish (seafood) markets..... | 3 | 3 | 231 | 231 | 12 | 385 | 385 | 10 | 10 | 3 |
| Fruit stores, vegetable markets..... | 2 | 2 | (D) | (D) | (D) | (D) | (D) | (D) | (D) | (D) |
| Candy, nut, confectionery stores..... | 6 | 2 | (D) | (D) | (D) | (D) | (D) | (D) | (D) | (D) |
| Other food stores..... | 7 | 3 | 86 | 32 | 4 | 70 | 70 | 3 | 3 | 6 |
| Eating, drinking places, total..... | 104 | 78 | 2,630 | 2,384 | 365 | 8,533 | 7,667 | 329 | 264 | 106 |
| Eating places..... | 92 | 66 | 2,346 | 2,100 | 336 | 7,789 | 6,976 | 297 | 242 | 95 |
| Drinking places..... | 12 | 12 | 284 | 284 | 29 | 744 | 691 | 32 | 22 | 11 |
| General merchandise group, total..... | 85 | 57 | 10,460 | 9,614 | 1,064 | 20,139 | 17,593 | 658 | 402 | 70 |
| General merchandise group (except variety)..... | 62 | 40 | 6,829 | 6,143 | 579 | 10,909 | 9,853 | 268 | 182 | 61 |
| Variety stores..... | 21 | 17 | 3,551 | 3,471 | 485 | 9,230 | 7,740 | 390 | 220 | 7 |
| Apparel, accessories stores, total..... | 83 | 75 | 3,951 | 3,715 | 402 | 7,474 | 6,789 | 213 | 154 | 71 |
| Shoe stores..... | 10 | 10 | 601 | 601 | 87 | 1,636 | 1,510 | 36 | 27 | 4 |
| Men's, boys' clothing and furnishings stores..... | 20 | 20 | 1,257 | 1,257 | 129 | 2,285 | 2,072 | 55 | 38 | 15 |
| Family clothing stores..... | 11 | 11 | 803 | 803 | 93 | 1,661 | 1,638 | 51 | 41 | 10 |
| Women's clothing, specialty stores..... | 32 | 30 | (D) | (D) | 95 | 1,731 | 1,424 | 64 | 43 | 30 |
| Ready-to-wear stores..... | (NA) | 25 | (NA) | 842 | 89 | 1,624 | 1,328 | 59 | 40 | (NA) |
| Other clothing, specialty stores..... | (NA) | 5 | (NA) | (D) | 6 | 107 | 96 | 5 | 3 | (NA) |
| Other apparel stores..... | 4 | 4 | (D) | (D) | 8 | 161 | 145 | 7 | 5 | 6 |
| Furniture, home furnishings, appliance dealers, total..... | 34 | 24 | 1,941 | 1,805 | 256 | 4,755 | 4,552 | 88 | 77 | 24 |
| Furniture, home furnishings stores, antique stores..... | 17 | 13 | 1,186 | 1,145 | 177 | 3,078 | 2,912 | 52 | 44 | 13 |
| Household appliance, radio, TV stores..... | 17 | 11 | 755 | 657 | 79 | 1,677 | 1,634 | 36 | 33 | 11 |
| Automotive group..... | 72 | 66 | 16,889 | 16,747 | 1,685 | 30,937 | 30,356 | 503 | 480 | 40 |
| Gasoline service stations..... | 95 | 57 | 4,704 | 3,920 | 238 | 5,078 | 4,598 | 115 | 85 | 95 |
| Lumber, bldg. mats., hardware, farm equip. dealers, total..... | 60 | 54 | 5,542 | 5,442 | 743 | 13,841 | 13,522 | 229 | 220 | 49 |
| Farm equipment dealers..... | 27 | 27 | 2,494 | 2,494 | 308 | 5,341 | 5,329 | 89 | 88 | 22 |
| Lumber, building materials, supplies, equipment dealers..... | 15 | 11 | 1,720 | (D) | 281 | 5,680 | 5,479 | 84 | 80 | 15 |
| Hardware stores..... | 16 | 16 | 1,328 | (D) | 154 | 2,820 | 2,714 | 56 | 52 | 12 |

Standard Notes: (D) Withheld to avoid disclosure. (NA) Not available. n.e.c. Not elsewhere classified. XXX Not applicable. (Z) Less than \$500. ... Represents zero.
¹Group totals may include data for establishments without payroll which could not be classified by detailed kind of business.

Table 104. RETAIL TRADE: 1954 — COUNTIES WITH 500 ESTABLISHMENTS OR MORE—Continued
Establishments, Sales, Payroll, and Personnel, by Kind of Business

| County and kind of business | Establishments | | Sales | | Payroll, entire year (\$1,000) | Payroll, workweek ended nearest Nov. 15 | | Paid employees, workweek ended nearest Nov. 15 | | Proprietors (unincorporated businesses only) ¹ (Number) |
|--|--------------------|--------------|--|-----------------------------|-----------------------------------|---|---------------|--|---------------|---|
| | Total ¹ | With payroll | Total, all establishments ¹ | Establishments with payroll | | Total | Full workweek | Total | Full workweek | |
| | (Number) | (Number) | (\$1,000) | (\$1,000) | | (Dollars) | (Dollars) | (Number) | (Number) | |
| AROOSTOOK COUNTY--Con. | | | | | | | | | | |
| Drug stores, proprietary stores, total..... | 32 | 32 | 2,243 | 2,243 | 291 | 5,751 | 4,853 | 167 | 121 | 27 |
| Drug stores..... | 28 | 28 | 2,122 | 2,122 | 278 | 5,558 | 4,691 | 159 | 116 | 24 |
| Proprietary stores..... | 4 | 4 | 121 | 121 | 13 | 193 | 162 | 8 | 5 | 3 |
| Other retail stores, total..... | 110 | 72 | 11,170 | 10,628 | 736 | 12,244 | 11,411 | 235 | 206 | 93 |
| Liquor stores..... | 7 | 7 | 2,130 | 2,130 | 101 | 1,490 | 1,444 | 25 | 24 | ... |
| Fuel, ice dealers..... | 13 | 13 | 1,635 | 1,635 | 142 | 2,802 | 2,382 | 53 | 47 | 10 |
| Feed, farm, garden supply stores..... | 25 | 19 | 5,602 | 5,490 | 330 | 4,837 | 4,515 | 89 | 73 | 16 |
| Jewelry stores..... | 18 | 12 | 653 | 619 | 89 | 1,629 | 1,594 | 36 | 33 | 15 |
| Book, stationery stores..... | 2 | 2 | (D) | (D) | (D) | (D) | (D) | (D) | (D) | (D) |
| Other retail stores (except second-hand)..... | 28 | 16 | 626 | 470 | 49 | 982 | 972 | 23 | 20 | 33 |
| Second-hand stores..... | 5 | 3 | (D) | (D) | (D) | (D) | (D) | (D) | (D) | (D) |
| Nonstore retailers..... | 29 | 5 | 931 | 725 | 96 | 1,389 | 1,378 | 25 | 24 | 30 |
| CUMBERLAND COUNTY | | | | | | | | | | |
| Retail trade, total..... | 2,016 | 1,419 | 213,330 | 201,586 | 23,240 | 430,860 | 396,477 | 9,747 | 7,820 | 1,751 |
| Food stores, total..... | 548 | 328 | 48,399 | 42,949 | 2,982 | 58,568 | 51,355 | 1,410 | 995 | 513 |
| Grocery stores..... | 429 | 265 | 44,201 | 39,725 | 2,567 | 50,434 | 44,027 | 1,190 | 830 | 401 |
| Meat markets, fish (seafood) markets..... | 37 | 17 | 1,707 | 1,199 | 84 | 1,534 | 1,467 | 40 | 33 | 39 |
| Fruit stores, vegetable markets..... | 10 | 4 | 267 | (D) | 15 | 288 | 257 | 12 | 9 | 11 |
| Candy, nut, confectionery stores..... | 17 | 15 | 528 | (D) | 85 | 1,743 | 1,467 | 54 | 37 | 9 |
| Bakery products stores..... | 41 | 19 | 1,049 | 755 | 208 | 4,119 | 3,750 | 103 | 78 | 40 |
| Other food stores..... | 14 | 8 | 647 | 515 | 23 | 450 | 387 | 11 | 8 | 13 |
| Eating, drinking places, total..... | 293 | 257 | 11,008 | 10,736 | 2,020 | 38,166 | 34,011 | 1,428 | 1,064 | 289 |
| Eating places (except refreshment stands)..... | 204 | 168 | 8,727 | 8,455 | 1,697 | 32,082 | 28,819 | 1,166 | 911 | 197 |
| Refreshment stands..... | 35 | 35 | 893 | 893 | 116 | 1,676 | 1,312 | 98 | 38 | 32 |
| Drinking places..... | 54 | 54 | 1,388 | 1,388 | 207 | 4,408 | 3,880 | 164 | 115 | 60 |
| General merchandise group, total..... | 120 | 74 | 31,707 | 30,771 | 4,320 | 82,051 | 71,237 | 2,075 | 1,512 | 115 |
| Department stores..... | 5 | 5 | 19,457 | 19,457 | 3,131 | 58,972 | 51,734 | 1,334 | 1,035 | 2 |
| Dry goods, general merchandise stores..... | 21 | 17 | 1,285 | 1,145 | 125 | 2,572 | 2,321 | 73 | 55 | 22 |
| General stores..... | 31 | 17 | 1,257 | 913 | 55 | 989 | 772 | 28 | 18 | 30 |
| Variety stores..... | 63 | 35 | 9,708 | 9,256 | 1,009 | 19,518 | 16,410 | 640 | 404 | 61 |
| Apparel, accessories stores, total..... | 133 | 113 | 12,462 | 12,060 | 1,786 | 31,352 | 28,354 | 707 | 600 | 94 |
| Shoe stores..... | 33 | 25 | 2,025 | 1,843 | 252 | 3,966 | 3,853 | 82 | 74 | 26 |
| Men's, boys' clothing and furnishings stores..... | (NA) | 36 | (NA) | 4,617 | 618 | 11,853 | 10,146 | 213 | 183 | (NA) |
| Family clothing stores..... | (NA) | 9 | (NA) | 2,712 | 502 | 8,066 | 7,722 | 204 | 180 | (NA) |
| Women's clothing, specialty stores..... | 39 | 35 | 2,450 | (D) | 299 | 5,600 | 4,830 | 166 | 125 | 29 |
| Ready-to-wear stores..... | (NA) | 27 | (NA) | 2,237 | 264 | 4,940 | 4,217 | 145 | 108 | (NA) |
| Millinery stores..... | (NA) | 6 | (NA) | (D) | (D) | (D) | (D) | (D) | (D) | (NA) |
| Other clothing, specialty stores..... | (NA) | 2 | (NA) | (D) | (D) | (D) | (D) | (D) | (D) | (NA) |
| Other apparel stores..... | 10 | 8 | 500 | (D) | 115 | 1,867 | 1,803 | 42 | 38 | 7 |
| Furniture, home furnishings, appliance dealers, total..... | 104 | 80 | 8,668 | 8,262 | 1,576 | 29,369 | 28,115 | 503 | 462 | 71 |
| Furniture, home furnishings stores..... | 54 | 38 | 4,646 | 4,340 | 894 | 16,935 | 16,439 | 276 | 255 | 35 |
| Furniture stores..... | (NA) | 21 | (NA) | 3,273 | 659 | 12,288 | 12,045 | 198 | 185 | (NA) |
| Home furnishings stores, antique stores..... | (NA) | 17 | (NA) | 1,067 | 235 | 4,647 | 4,394 | 78 | 70 | (NA) |
| Household appliance, radio, TV stores..... | 48 | 42 | 4,008 | 3,922 | 682 | 12,434 | 11,676 | 227 | 207 | 34 |
| Automotive group, total..... | 95 | 85 | 32,441 | 32,329 | 3,605 | 60,316 | 59,605 | 940 | 902 | 55 |
| Passenger car dealers (franchised)..... | 36 | 34 | 26,552 | (D) | 3,075 | 51,609 | 51,292 | 776 | 758 | 12 |
| Passenger car dealers (nonfranchised)..... | 34 | 28 | 2,697 | (D) | 226 | 3,557 | 3,397 | 69 | 62 | 27 |
| Tire, battery, accessory dealers..... | 12 | 12 | 1,469 | 1,469 | 212 | 3,713 | 3,548 | 67 | 56 | 9 |
| Other automotive dealers..... | 11 | 11 | 1,701 | 1,701 | 92 | 1,437 | 1,368 | 28 | 26 | 5 |
| Gasoline service stations..... | 217 | 161 | 11,826 | 10,744 | 800 | 16,955 | 15,258 | 409 | 310 | 211 |
| Lumber, bldg. mats., hardware, farm equip. dealers, total..... | 66 | 52 | 8,669 | 7,927 | 1,351 | 23,101 | 22,290 | 405 | 366 | 40 |
| Farm equipment dealers..... | 5 | 5 | 1,029 | 1,029 | 115 | 2,168 | 2,122 | 35 | 34 | 2 |
| Lumber, building materials dealers..... | 25 | 17 | 4,647 | (D) | 739 | 11,857 | 11,236 | 220 | 193 | 15 |
| Plumbing, paint, electrical stores..... | 14 | 12 | 830 | (D) | 134 | 2,367 | 2,356 | 41 | 40 | 9 |
| Hardware stores..... | 22 | 18 | 2,163 | 2,091 | 363 | 6,709 | 6,576 | 109 | 99 | 14 |
| Drug stores, proprietary stores, total..... | 71 | 65 | 7,971 | 7,809 | 896 | 18,794 | 16,706 | 484 | 364 | 50 |
| Drug stores..... | (NA) | 49 | (NA) | 5,638 | 719 | 14,494 | 12,894 | 359 | 275 | (NA) |
| Proprietary stores..... | (NA) | 16 | (NA) | 2,171 | 177 | 4,300 | 3,812 | 125 | 89 | (NA) |
| Other retail stores, total..... | 261 | 177 | 35,084 | 33,972 | 2,960 | 54,538 | 52,018 | 1,096 | 960 | 214 |
| Liquor stores..... | 9 | 9 | 5,781 | 5,781 | 159 | 2,807 | 2,433 | 58 | 45 | 2 |
| Fuel, ice dealers..... | 67 | 51 | 18,074 | 17,850 | 1,370 | 27,460 | 26,889 | 463 | 443 | 51 |
| Feed, farm, garden supply stores..... | 23 | 17 | 4,218 | 4,158 | 270 | 5,170 | 5,082 | 91 | 88 | 14 |
| Jewelry stores..... | 25 | 19 | 2,780 | 2,744 | 634 | 9,235 | 8,773 | 244 | 217 | 13 |
| Book, stationery stores..... | 10 | 10 | 379 | 379 | 35 | 617 | 509 | 24 | 14 | 8 |
| Sporting goods, bicycle stores..... | 15 | 7 | 491 | 399 | 55 | 993 | 891 | 19 | 15 | 14 |
| Florists..... | 13 | 11 | (D) | 475 | 127 | 2,217 | 2,032 | 49 | 38 | 10 |
| Cigar stores, stands..... | 3 | 3 | 178 | 178 | 9 | 182 | 179 | 7 | 6 | 3 |
| News dealers, newsstands..... | 8 | 4 | 250 | 216 | 19 | 390 | 272 | 24 | 8 | 7 |
| Gift, novelty, souvenir stores..... | 25 | 13 | 479 | 207 | 24 | 531 | 418 | 22 | 15 | 26 |
| Music stores..... | 4 | 4 | 134 | 134 | 11 | 277 | 243 | 9 | 6 | 5 |
| Camera, photographic supply stores..... | 4 | 4 | 802 | 802 | 138 | 2,648 | 2,573 | 40 | 34 | 2 |
| Other retail stores (except second-hand)..... | 22 | 20 | 586 | (D) | 95 | 1,702 | 1,467 | 37 | 24 | 16 |
| Second-hand stores..... | 9 | 5 | (D) | 91 | 14 | 309 | 257 | 9 | 7 | 11 |
| Nonstore retailers, total..... | 109 | 27 | 5,095 | 4,027 | 944 | 17,650 | 17,528 | 290 | 285 | 99 |
| Mail order houses..... | 1 | 1 | (D) | (D) | (D) | (D) | (D) | (D) | (D) | (D) |
| Direct selling (house-to-house) organizations..... | 102 | 22 | 4,606 | 3,662 | 929 | 17,265 | 17,203 | 283 | 279 | 93 |
| Merchandise vending machine operators..... | 6 | 4 | (D) | (D) | (D) | (D) | (D) | (D) | (D) | (D) |

Standard Notes: (D) Withheld to avoid disclosure. (NA) Not available. n.e.c. Not elsewhere classified. XXX Not applicable. (Z) Less than \$500. ... Represents zero.
¹ Group totals may include data for establishments without payroll which could not be classified by detailed kind of business.

Table 104. RETAIL TRADE: 1954 — COUNTIES WITH 500 ESTABLISHMENTS OR MORE—Continued

Establishments, Sales, Payroll, and Personnel, by Kind of Business

| County and kind of business | Establishments | | Sales | | Payroll, entire year (\$1,000) | Payroll, workweek ended nearest Nov. 15 | | Paid employees, workweek ended nearest Nov. 15 | | Proprietors (unincorporated businesses only) ¹ (Number) |
|--|--------------------------------|--------------------------|---|--|-----------------------------------|---|----------------------------|--|---------------------------|---|
| | Total ¹ (Number) | With payroll (Number) | Total, all establishments ¹ (\$1,000) | Establishments with payroll (\$1,000) | | Total (Dollars) | Full workweek (Dollars) | Total (Number) | Full workweek (Number) | |
| KENNEBEC COUNTY | | | | | | | | | | |
| Retail trade, total..... | 1,095 | 715 | 91,757 | 83,473 | 8,199 | 159,635 | 146,742 | 3,715 | 2,975 | 1,005 |
| Food stores, total..... | 319 | 171 | 25,328 | 21,462 | 1,370 | 27,425 | 23,895 | 616 | 430 | 338 |
| Grocery stores..... | 272 | 148 | 22,868 | 19,512 | 1,150 | 23,033 | 19,675 | 523 | 351 | 287 |
| Meat markets, fish (seafood) markets..... | 10 | 8 | 1,274 | (D) | (D) | (D) | (D) | (D) | (D) | (D) |
| Fruit stores, vegetable markets..... | 9 | 3 | 201 | (D) | (D) | (D) | (D) | (D) | (D) | (D) |
| Candy, nut, confectionery stores..... | 6 | 4 | 99 | (D) | 9 | 302 | 281 | 12 | 9 | 5 |
| Other food stores..... | 22 | 8 | 886 | 538 | 121 | 2,320 | 2,315 | 44 | 43 | 27 |
| Eating, drinking places, total..... | 123 | 97 | 3,277 | 2,987 | 531 | 11,981 | 10,200 | 451 | 328 | 125 |
| Eating places..... | 104 | 82 | 2,847 | 2,643 | 489 | 10,802 | 9,386 | 399 | 304 | 106 |
| Drinking places..... | 19 | 15 | 430 | 344 | 42 | 1,179 | 814 | 52 | 24 | 19 |
| General merchandise group, total..... | 64 | 40 | 8,519 | 7,991 | 1,089 | 20,589 | 18,955 | 623 | 465 | 54 |
| General merchandise group (except variety)..... | 44 | 28 | 6,017 | 5,615 | 695 | 13,542 | 12,789 | 328 | 278 | 41 |
| Variety stores..... | 20 | 12 | 2,502 | 2,376 | 394 | 7,047 | 6,166 | 295 | 187 | 13 |
| Apparel, accessories stores, total..... | 78 | 70 | 5,378 | 5,160 | 736 | 14,281 | 13,085 | 361 | 302 | 46 |
| Shoe stores..... | 24 | 22 | 1,067 | (D) | 125 | 2,754 | 2,586 | 66 | 53 | 14 |
| Men's, boys' clothing and furnishings stores..... | 11 | 11 | 1,560 | 1,560 | 215 | 4,147 | 3,624 | 60 | 51 | 4 |
| Family clothing stores..... | 5 | 5 | 498 | 498 | 69 | 1,399 | 1,245 | 49 | 36 | 3 |
| Women's clothing, specialty stores..... | 33 | 27 | 1,889 | (D) | 279 | 4,605 | 4,434 | 150 | 136 | 17 |
| Ready-to-wear stores..... | (NA) | 20 | (NA) | 1,641 | 266 | 4,382 | 4,225 | 143 | 130 | (NA) |
| Other clothing, specialty stores..... | (NA) | 7 | (NA) | (D) | 13 | 223 | 209 | 7 | 6 | (NA) |
| Other apparel stores..... | 5 | 5 | 330 | 330 | 48 | 1,376 | 1,196 | 36 | 26 | 4 |
| Furniture, home furnishings, appliance dealers, total..... | 60 | 44 | 3,506 | 3,354 | 484 | 9,112 | 8,438 | 184 | 156 | 48 |
| Furniture, home furnishings stores, antique stores..... | 25 | 21 | 1,047 | 1,027 | 165 | 3,269 | 3,092 | 61 | 55 | 16 |
| Household appliance, radio, TV stores..... | 31 | 23 | 2,447 | 2,327 | 319 | 5,843 | 5,346 | 123 | 101 | 28 |
| Automotive group..... | 67 | 49 | 16,220 | 15,170 | 1,413 | 26,635 | 26,397 | 454 | 443 | 56 |
| Gasoline service stations..... | 111 | 75 | 5,897 | 5,257 | 396 | 8,037 | 6,803 | 196 | 144 | 105 |
| Lumber, bldg. mats., hardware, farm equip. dealers, total..... | 46 | 34 | 6,961 | 6,611 | 910 | 16,322 | 15,860 | 295 | 274 | 39 |
| Farm equipment dealers..... | 6 | 6 | 978 | 970 | 72 | 1,336 | 1,336 | 23 | 23 | 9 |
| Lumber, building materials, supplies, equipment dealers..... | 17 | 13 | 1,384 | 1,306 | 188 | 3,488 | 3,445 | 66 | 63 | 12 |
| Hardware stores..... | 19 | 15 | 4,565 | 4,333 | 650 | 11,498 | 11,079 | 206 | 188 | 12 |
| Drug stores, proprietary stores, total..... | 33 | 31 | 2,194 | (D) | 265 | 4,833 | 4,115 | 142 | 91 | 30 |
| Drug stores..... | (NA) | 25 | (NA) | (D) | 253 | 4,684 | 3,979 | 137 | 87 | (NA) |
| Proprietary stores..... | (NA) | 6 | (NA) | 133 | 12 | 149 | 5 | 5 | 4 | (NA) |
| Other retail stores, total..... | 136 | 94 | 13,176 | (D) | 947 | 19,221 | 17,887 | 371 | 324 | 103 |
| Liquor stores..... | 7 | 7 | 1,869 | 1,869 | 64 | 1,108 | 1,080 | 20 | 19 | 3 |
| Fuel, ice dealers..... | 32 | 24 | 3,504 | 3,290 | 361 | 7,341 | 6,819 | 127 | 116 | 19 |
| Feed, farm, garden supply stores..... | 22 | 12 | 5,228 | 5,060 | 142 | 2,451 | 2,340 | 47 | 41 | 17 |
| Jewelry stores..... | 13 | 9 | 901 | 841 | 135 | 2,656 | 2,417 | 47 | 40 | 8 |
| Book, stationery stores..... | 7 | 5 | 377 | (D) | 66 | 1,196 | 1,115 | 25 | 20 | 7 |
| Other retail stores (except second-hand)..... | 38 | 32 | 1,139 | 1,103 | 159 | 4,216 | 3,863 | 100 | 83 | 33 |
| Second-hand stores..... | 9 | 5 | 120 | 96 | 20 | 253 | 253 | 5 | 5 | 8 |
| Nonstore retailers..... | 58 | 10 | 1,301 | 701 | 58 | 1,199 | 1,107 | 22 | 18 | 61 |
| OXFORD COUNTY | | | | | | | | | | |
| Retail trade, total..... | 519 | 347 | 37,761 | 34,597 | 2,940 | 56,421 | 52,015 | 1,265 | 1,022 | 497 |
| Food stores, total..... | 119 | 77 | 10,204 | 9,230 | 567 | 11,191 | 10,169 | 236 | 183 | 115 |
| Grocery stores..... | 110 | 74 | 9,881 | 8,987 | 550 | 10,579 | 9,657 | 222 | 171 | 107 |
| Meat markets, fish (seafood) markets..... | 1 | 1 | (D) | (D) | (D) | (D) | (D) | (D) | (D) | (D) |
| Fruit stores, vegetable markets..... | 2 | ..* | (D) | ..* | ..* | ..* | ..* | ..* | ..* | (D) |
| Candy, nut, confectionery stores..... | 2 | ..* | (D) | ..* | ..* | ..* | ..* | ..* | ..* | (D) |
| Other food stores..... | 4 | 2 | 96 | (D) | (D) | (D) | (D) | (D) | (D) | (D) |
| Eating, drinking places, total..... | 55 | 43 | 1,252 | 1,098 | 158 | 3,616 | 3,066 | 140 | 100 | 65 |
| Eating places..... | 44 | 34 | 1,083 | 937 | 143 | 3,395 | 2,875 | 129 | 92 | 53 |
| Drinking places..... | 9 | 9 | 161 | 161 | 15 | 221 | 191 | 11 | 8 | 10 |
| General merchandise group, total..... | 60 | 40 | 4,808 | 4,326 | 336 | 6,607 | 5,806 | 196 | 139 | 55 |
| General merchandise group (except variety)..... | 48 | 30 | 2,888 | 2,416 | 167 | 3,299 | 3,095 | 79 | 65 | 48 |
| Variety stores..... | 10 | 10 | 1,910 | 1,910 | 169 | 3,308 | 2,711 | 117 | 74 | 5 |
| Apparel, accessories stores, total..... | 38 | 30 | 1,512 | 1,294 | 186 | 2,867 | 2,540 | 75 | 56 | 34 |
| Shoe stores..... | 8 | 6 | 275 | (D) | 43 | 719 | 624 | 16 | 11 | 4 |
| Men's, boys' clothing and furnishings stores..... | 7 | 7 | 299 | 298 | 29 | 594 | 522 | 12 | 10 | 6 |
| Family clothing stores..... | 4 | 4 | (D) | (D) | (D) | (D) | (D) | (D) | (D) | (D) |
| Women's clothing, specialty stores..... | 11 | 11 | 412 | 412 | 74 | 766 | 694 | 26 | 20 | 11 |
| Ready-to-wear stores..... | 8 | 8 | 386 | 386 | 73 | 738 | 664 | 25 | 19 | 8 |
| Other clothing, specialty stores..... | 3 | 3 | 20 | 26 | 1 | 30 | 30 | 1 | 1 | 3 |
| Other apparel stores..... | 2 | 2 | (D) | (D) | (D) | (D) | (D) | (D) | (D) | (D) |
| Furniture, home furnishings, appliance dealers, total..... | 27 | 17 | 916 | 820 | 82 | 1,625 | 1,426 | 38 | 28 | 26 |
| Furniture, home furnishings stores, antique stores..... | 11 | 7 | 295 | 277 | 30 | 701 | 549 | 20 | 13 | 9 |
| Household appliance, radio, TV stores..... | 16 | 10 | 621 | 543 | 52 | 924 | 877 | 18 | 15 | 17 |
| Automotive group..... | 27 | 23 | 7,711 | 7,603 | 692 | 12,917 | 12,596 | 213 | 207 | 19 |
| Gasoline service stations..... | 62 | 38 | 2,535 | 2,175 | 152 | 3,318 | 2,704 | 75 | 58 | 66 |
| Lumber, bldg. mats., hardware, farm equip. dealers, total..... | 34 | 20 | 2,235 | 2,017 | 227 | 4,118 | 3,829 | 84 | 74 | 31 |
| Farm equipment dealers..... | 9 | 3 | 324 | 262 | 25 | 417 | 417 | 10 | 10 | 8 |
| Lumber, building materials, supplies, equipment dealers..... | 11 | 7 | 860 | 818 | 63 | 1,123 | 1,028 | 24 | 19 | 10 |
| Hardware stores..... | 14 | 10 | 1,051 | 937 | 139 | 2,578 | 2,384 | 50 | 45 | 13 |

Standard Notes: (D) Withheld to avoid disclosure. (NA) Not available. n.e.c. Not elsewhere classified. XXX Not applicable. (Z) Less than \$500. ... Represents zero.
¹ Group totals may include data for establishments without payroll which could not be classified by detailed kind of business.

Table 104. RETAIL TRADE: 1954 — COUNTIES WITH 500 ESTABLISHMENTS OR MORE—Continued

Establishments, Sales, Payroll, and Personnel, by Kind of Business

| County and kind of business | Establishments | | Sales | | Payroll, entire year (\$1,000) | Payroll, workweek ended nearest Nov. 15 | | Paid employees, workweek ended nearest Nov. 15 | | Proprietors (unincorporated businesses only) ¹ (Number) |
|---|--------------------------------|--------------------------|---|--|-----------------------------------|---|----------------------------|--|---------------------------|---|
| | Total ¹ (Number) | With payroll (Number) | Total, all establishments ¹ (\$1,000) | Establishments with payroll (\$1,000) | | Total (Dollars) | Full workweek (Dollars) | Total (Number) | Full workweek (Number) | |
| OXFORD COUNTY--Con. | | | | | | | | | | |
| Drug stores, proprietary stores, total | 15 | 15 | 874 | 874 | 98 | 2,058 | 1,838 | 57 | 44 | 11 |
| Drug stores | 13 | 13 | (D) | (D) | (D) | (D) | (D) | (D) | (D) | (D) |
| Proprietary stores | 2 | 2 | (D) | (D) | (D) | (D) | (D) | (D) | (D) | (D) |
| Other retail stores, total | 60 | 38 | 4,513 | (D) | (D) | (D) | (D) | (D) | (D) | (D) |
| Liquor stores | 2 | 2 | (D) | (D) | (D) | (D) | (D) | (D) | (D) | (D) |
| Fuel, ice dealers | 16 | 12 | 1,152 | 1,078 | 139 | 2,940 | 2,786 | 61 | 54 | 11 |
| Feed, farm, garden supply stores | 11 | 7 | 1,727 | 1,619 | 80 | 1,494 | 1,489 | 25 | 24 | 7 |
| Jewelry stores | 9 | 5 | 260 | 232 | 28 | 470 | 446 | 12 | 10 | 8 |
| Book, stationery stores | ... | ... | ... | ... | ... | ... | ... | ... | ... | ... |
| Other retail stores (except second-hand) | 15 | 11 | 382 | 324 | 42 | 725 | 655 | 15 | 11 | 17 |
| Second-hand stores | 1 | 1 | (D) | (D) | (D) | (D) | (D) | (D) | (D) | (D) |
| Nonstore retailers | 22 | 6 | 1,201 | (D) | (D) | (D) | (D) | (D) | (D) | (D) |
| PENOBSCOT COUNTY | | | | | | | | | | |
| Retail trade, total | 1,227 | 853 | 124,059 | 115,549 | 11,679 | 216,431 | 199,655 | 5,011 | 4,123 | 1,114 |
| Food stores, total | 346 | 202 | 30,610 | 26,788 | 1,491 | 27,549 | 23,794 | 655 | 448 | 352 |
| Grocery stores | 308 | 186 | 29,548 | 26,074 | 1,403 | 25,629 | 22,084 | 598 | 402 | 314 |
| Meat markets, fish (seafood) markets | 2 | 4 | (D) | 330 | 37 | 778 | 735 | 20 | 17 | (D) |
| Fruit stores, vegetable markets | 8 | ... | (D) | ... | ... | ... | ... | ... | ... | (D) |
| Candy, nut, confectionery stores | 10 | 6 | 232 | 164 | 16 | 431 | 293 | 13 | 9 | 8 |
| Other food stores | 16 | 6 | 456 | 220 | 35 | 711 | 682 | 24 | 20 | 20 |
| Eating, drinking places, total | 154 | 126 | 5,178 | 4,810 | 888 | 19,557 | 17,071 | 730 | 594 | 163 |
| Eating places | 124 | 96 | 4,220 | 3,852 | 744 | 16,233 | 14,115 | 607 | 500 | 131 |
| Drinking places | 30 | 30 | 958 | 958 | 144 | 3,324 | 2,956 | 123 | 94 | 32 |
| General merchandise group, total | 93 | 55 | 15,452 | 14,482 | 1,989 | 33,935 | 29,843 | 1,043 | 777 | 80 |
| General merchandise group (except variety) | 65 | 39 | 10,293 | 9,659 | 1,325 | 20,702 | 18,532 | 588 | 484 | 59 |
| Variety stores | 28 | 16 | 5,159 | 4,823 | 664 | 13,233 | 11,311 | 455 | 293 | 21 |
| Apparel, accessories stores, total | 99 | 85 | 7,494 | 7,226 | 954 | 17,123 | 15,803 | 395 | 329 | 75 |
| Shoe stores | 19 | 15 | 1,598 | 1,536 | 198 | 3,319 | 3,046 | 69 | 56 | 15 |
| Men's, boys' clothing and furnishings stores | 24 | 24 | 2,197 | 2,197 | 234 | 4,476 | 4,365 | 75 | 67 | 15 |
| Family clothing stores | 14 | 14 | 635 | 635 | 59 | 1,326 | 1,191 | 43 | 34 | 14 |
| Women's clothing, specialty stores | 27 | 25 | 2,526 | (D) | 383 | 6,616 | 5,852 | 162 | 149 | 16 |
| Ready-to-wear stores | (NA) | 19 | (NA) | 2,186 | 329 | 5,800 | 5,051 | 159 | 127 | (NA) |
| Other clothing, specialty stores | (NA) | 6 | (NA) | (D) | 54 | 818 | 801 | 23 | 22 | (NA) |
| Other apparel stores | 11 | 7 | 384 | (D) | 80 | 1,380 | 1,349 | 26 | 23 | 9 |
| Furniture, home furnishings, appliance dealers, total | 51 | 39 | 4,605 | 4,469 | 709 | 14,343 | 13,593 | 249 | 221 | 38 |
| Furniture, home furnishings stores, antique stores | 26 | 20 | 2,948 | 2,886 | 480 | 9,721 | 9,424 | 162 | 150 | 19 |
| Household appliance, radio, TV stores | 25 | 19 | 1,657 | 1,583 | 229 | 4,622 | 4,169 | 87 | 71 | 19 |
| Automotive group | 71 | 57 | 25,716 | 24,698 | 2,595 | 44,226 | 43,526 | 742 | 709 | 45 |
| Gasoline service stations | 126 | 86 | 7,682 | 6,802 | 487 | 10,664 | 9,875 | 225 | 184 | 135 |
| Lumber, bldg. mats., hardware, farm equip. dealers, total | 57 | 45 | 4,949 | (D) | 506 | 10,720 | 10,465 | 192 | 183 | 46 |
| Farm equipment dealers | 14 | 10 | 1,343 | 1,273 | 132 | 2,437 | 2,437 | 57 | 37 | 9 |
| Lumber, building materials, supplies, equipment dealers | 20 | 18 | 1,769 | (D) | 213 | 4,083 | 4,051 | 67 | 65 | 15 |
| Hardware stores | 23 | 17 | 1,837 | 1,631 | 251 | 4,200 | 3,977 | 88 | 81 | 22 |
| Drug stores, proprietary stores, total | 40 | 38 | 2,583 | (D) | 341 | 6,758 | 6,266 | 160 | 133 | 32 |
| Drug stores | (NA) | 26 | (NA) | (D) | 296 | 5,903 | 5,433 | 133 | 108 | (NA) |
| Proprietary stores | (NA) | 12 | (NA) | 560 | 45 | 855 | 835 | 27 | 25 | (NA) |
| Other retail stores, total | 146 | 108 | 17,083 | 16,287 | 1,374 | 26,145 | 24,617 | 486 | 431 | 102 |
| Liquor stores | 8 | 8 | 2,610 | 2,610 | 89 | 1,751 | 1,557 | 34 | 27 | 2 |
| Fuel, ice dealers | 40 | 34 | 6,716 | 6,538 | 625 | 12,958 | 12,352 | 219 | 206 | 25 |
| Feed, farm, garden supply stores | 19 | 13 | 4,478 | 4,206 | 154 | 2,528 | 2,357 | 44 | 38 | 10 |
| Jewelry stores | 16 | 14 | 849 | (D) | 168 | 2,673 | 2,500 | 55 | 46 | 8 |
| Book, stationery stores | 5 | 5 | (D) | (D) | (D) | (D) | (D) | (D) | (D) | (D) |
| Other retail stores (except second-hand) | 44 | 32 | 1,727 | 1,557 | 264 | 4,778 | 4,570 | 103 | 90 | 39 |
| Second-hand stores | 2 | 2 | (D) | (D) | (D) | (D) | (D) | (D) | (D) | (D) |
| Nonstore retailers | 44 | 12 | 3,107 | 2,775 | 255 | 5,411 | 4,800 | 134 | 114 | 46 |
| SOMERSET COUNTY | | | | | | | | | | |
| Retail trade, total | 500 | 308 | 31,218 | 27,242 | 2,181 | 41,053 | 36,593 | 1,024 | 844 | 481 |
| Food stores, total | 131 | 69 | 9,499 | 7,975 | 492 | 9,079 | 8,313 | 192 | 145 | 140 |
| Grocery stores | 124 | 64 | 9,146 | 7,646 | 451 | 8,217 | 7,466 | 177 | 132 | 133 |
| Meat markets, fish (seafood) markets | 3 | 3 | (D) | (D) | (D) | (D) | (D) | (D) | (D) | (D) |
| Fruit stores, vegetable markets | 1 | 1 | (D) | (D) | (D) | (D) | (D) | (D) | (D) | (D) |
| Candy, nut, confectionery stores | 1 | 1 | (D) | (D) | (D) | (D) | (D) | (D) | (D) | (D) |
| Other food stores | 2 | ... | (D) | ... | ... | ... | ... | ... | ... | (D) |
| Eating, drinking places, total | 47 | 39 | 1,135 | 1,085 | 175 | 3,888 | 3,654 | 151 | 137 | 56 |
| Eating places | 42 | 34 | 874 | 824 | 148 | 3,082 | 2,917 | 137 | 124 | 49 |
| Drinking places | 5 | 5 | 261 | 261 | 27 | 806 | 737 | 14 | 13 | 7 |
| General merchandise group, total | 12 | 28 | 2,574 | 2,214 | 178 | 3,780 | 3,296 | 131 | 87 | 42 |
| General merchandise group (except variety) | 32 | 18 | 1,691 | 1,331 | 81 | 1,991 | 1,664 | 55 | 44 | 33 |
| Variety stores | 10 | 10 | 883 | 883 | 97 | 1,789 | 1,632 | 76 | 43 | 9 |

Standard Notes: (D) Withheld to avoid disclosure. (NA) Not available. n.e.c. Not elsewhere classified. XXX Not applicable. (Z) Less than \$500. ... Represents zero.
¹ Group totals may include data for establishments without payroll which could not be classified by detailed kind of business.

Table 104. RETAIL TRADE: 1954 — COUNTIES WITH 500 ESTABLISHMENTS OR MORE—Continued

Establishments, Sales, Payroll, and Personnel, by Kind of Business

| County and kind of business | Establishments | | Sales | | Payroll, entire year (\$1,000) | Payroll, workweek ended nearest Nov. 15 | | Paid employees, workweek ended nearest Nov. 15 | | Proprietors (unincorporated business only) (Number) |
|---|--------------------|--------------|--|-----------------------------|-----------------------------------|---|---------------|--|---------------|--|
| | Total ¹ | With payroll | Total, all establishments ¹ | Establishments with payroll | | Total | Full workweek | Total | Full workweek | |
| | (Number) | (Number) | (\$1,000) | (\$1,000) | | (Dollars) | (Dollars) | (Number) | (Number) | |
| SOMERSET COUNTY--Con. | | | | | | | | | | |
| Apparel, accessories stores, total | 31 | 27 | 1,219 | 1,147 | 121 | 2,461 | 2,223 | 67 | 48 | 29 |
| Shoe stores | 6 | 4 | 149 | (D) | (D) | (D) | (D) | (D) | (D) | (D) |
| Men's, boys' clothing and furnishings stores | 7 | 7 | 235 | 235 | 16 | 270 | 260 | 6 | 5 | 8 |
| Family clothing stores | 4 | 4 | 420 | 420 | 41 | 1,106 | 994 | 23 | 16 | 1 |
| Women's clothing, specialty stores | 13 | 11 | (D) | (D) | (D) | (D) | (D) | (D) | (D) | (D) |
| Ready-to-wear stores | (NA) | 10 | (NA) | 333 | 28 | 571 | 586 | 27 | 18 | (NA) |
| Other clothing, specialty stores | (NA) | 1 | (NA) | (D) | (D) | (D) | (D) | (D) | (D) | (NA) |
| Other apparel stores | 1 | 1 | (D) | (D) | (D) | (D) | (D) | (D) | (D) | (D) |
| Furniture, home furnishings, appliance dealers, total | 27 | 21 | 1,409 | 1,379 | 187 | 3,512 | 3,407 | 73 | 66 | 16 |
| Furniture, home furnishings stores, antique stores | 7 | 5 | 634 | (D) | 97 | 1,628 | 1,625 | 34 | 33 | 3 |
| Household appliance, radio, TV stores | 20 | 16 | 775 | (D) | 90 | 1,884 | 1,782 | 39 | 33 | 13 |
| Automotive group | 21 | 21 | 4,829 | 4,829 | 436 | 7,069 | 7,064 | 140 | 139 | 13 |
| Gasoline service stations | 71 | 37 | 3,099 | 2,401 | 191 | 3,818 | 3,625 | 92 | 76 | 66 |
| Lumber, bldg. mats., hardware, farm equip. dealers, total | 28 | 18 | 1,506 | 1,322 | 143 | 2,551 | 2,427 | 52 | 48 | 20 |
| Farm equipment dealers | 6 | 6 | (D) | (D) | (D) | (D) | (D) | (D) | (D) | (D) |
| Lumber, building materials, supplies, equipment dealers | 7 | 3 | (D) | (D) | (D) | (D) | (D) | (D) | (D) | (D) |
| Hardware stores | 15 | 9 | 752 | 614 | 66 | 1,139 | 1,065 | 26 | 22 | 13 |
| Drug stores, proprietary stores, total | 22 | 16 | 979 | 857 | 78 | 1,476 | 1,336 | 52 | 36 | 24 |
| Drug stores | (NA) | 13 | (NA) | 703 | 68 | 1,275 | 1,185 | 41 | 31 | (NA) |
| Proprietary stores | (NA) | 3 | (NA) | 154 | 10 | 201 | 151 | 11 | 5 | (NA) |
| Other retail stores, total | 58 | 30 | 4,711 | (D) | (D) | (D) | (D) | (D) | (D) | (D) |
| Liquor stores | 3 | 3 | 500 | 500 | 70 | 488 | 479 | 9 | 8 | ... |
| Fuel, ice dealers | 19 | 11 | 1,063 | 897 | 66 | 1,377 | 1,357 | 28 | 26 | 19 |
| Feed, farm, garden supply stores | 14 | 6 | 2,822 | 2,362 | 64 | 1,165 | 1,125 | 22 | 20 | 11 |
| Jewelry stores | 5 | 1 | 89 | (D) | (D) | (D) | (D) | (D) | (D) | (D) |
| Book, stationery stores | ... | ... | ... | ... | ... | ... | ... | ... | ... | ... |
| Other retail stores (except second-hand) | 8 | 8 | 187 | 187 | 10 | 183 | 132 | 7 | 4 | 9 |
| Second-hand stores | 3 | 1 | 14 | (D) | (D) | (D) | (D) | (D) | (D) | (D) |
| Nonstore retailers | 22 | 2 | 258 | (D) | (D) | (D) | (D) | (D) | (D) | (D) |
| YORK COUNTY | | | | | | | | | | |
| Retail trade, total | 1,427 | 949 | 88,611 | 80,085 | 7,391 | 144,340 | 131,451 | 3,578 | 2,873 | 1,466 |
| Food stores, total | 395 | 227 | 27,360 | 23,566 | 1,513 | 26,164 | 22,977 | 655 | 454 | 410 |
| Grocery stores | 320 | 190 | 25,470 | 22,182 | 1,260 | 23,189 | 20,140 | 555 | 383 | 325 |
| Meat markets, fish (seafood) markets | 12 | 8 | 487 | 341 | 39 | 483 | 465 | 11 | 10 | 13 |
| Fruit stores, vegetable markets | 17 | 7 | 293 | (D) | 13 | 566 | 532 | 14 | 12 | 15 |
| Candy, nut, confectionery stores | 13 | 11 | 408 | (D) | 68 | 778 | 746 | 25 | 24 | 19 |
| Other food stores | 25 | 11 | 658 | 446 | 133 | 1,148 | 1,092 | 29 | 25 | 30 |
| Eating, drinking places, total | 226 | 190 | 5,644 | 5,334 | 1,026 | 25,996 | 23,166 | 944 | 759 | 268 |
| Eating places | 202 | 170 | 5,322 | (D) | 974 | 24,600 | 22,314 | 904 | 734 | 248 |
| Drinking places | 22 | 20 | 310 | (D) | 52 | 1,196 | 854 | 40 | 25 | 18 |
| General merchandise group, total | 74 | 46 | 5,102 | 4,632 | 585 | 11,244 | 10,057 | 353 | 265 | 75 |
| General merchandise group (except variety) | 45 | 25 | 2,728 | 2,300 | 269 | 5,635 | 5,214 | 157 | 117 | 49 |
| Variety stores | 29 | 21 | 2,374 | 2,332 | 316 | 5,609 | 4,843 | 216 | 148 | 26 |
| Apparel, accessories stores, total | 106 | 86 | 3,801 | 3,651 | 520 | 9,296 | 8,586 | 249 | 186 | 86 |
| Shoe stores | 15 | 11 | 608 | 580 | 81 | 1,458 | 1,399 | 29 | 24 | 11 |
| Men's, boys' clothing and furnishings stores | 19 | 19 | 1,179 | 1,179 | 174 | 2,665 | 2,453 | 56 | 41 | 15 |
| Family clothing stores | 6 | 8 | 431 | 431 | 64 | 1,126 | 985 | 31 | 22 | 3 |
| Women's clothing, specialty stores | 46 | 38 | 1,303 | 1,243 | 173 | 3,270 | 3,095 | 101 | 81 | 41 |
| Ready-to-wear stores | (NA) | 25 | (NA) | 1,051 | 148 | 2,704 | 2,578 | 42 | 68 | (NA) |
| Other clothing, specialty stores | (NA) | 13 | (NA) | 192 | 25 | 566 | 517 | 19 | 13 | (NA) |
| Other apparel stores | 14 | 10 | 266 | 218 | 28 | 777 | 656 | 32 | 18 | 12 |
| Furniture, home furnishings, appliance dealers, total | 89 | 51 | 3,690 | 3,048 | 468 | 8,213 | 7,873 | 159 | 145 | 89 |
| Furniture, home furnishings stores, antique stores | 38 | 22 | 1,412 | 1,132 | 192 | 3,018 | 2,969 | 66 | 57 | 45 |
| Household appliance, radio, TV stores | 49 | 29 | 2,272 | 1,916 | 276 | 5,195 | 4,904 | 99 | 88 | 42 |
| Automotive group | 55 | 43 | 15,624 | 15,472 | 1,068 | 19,685 | 19,024 | 344 | 328 | 54 |
| Gasoline service stations | 126 | 82 | 6,482 | 5,376 | 366 | 8,203 | 7,271 | 177 | 140 | 137 |
| Lumber, bldg. mats., hardware, farm equip. dealers, total | 52 | 42 | 5,935 | 5,761 | 758 | 15,329 | 13,744 | 249 | 211 | 52 |
| Farm equipment dealers | 4 | 4 | 658 | 658 | 95 | 1,937 | 1,937 | 29 | 29 | 5 |
| Lumber, building materials, supplies, equipment dealers | 23 | 19 | 3,891 | 3,843 | 442 | 10,053 | 8,755 | 162 | 133 | 22 |
| Hardware stores | 25 | 19 | 1,386 | 1,260 | 131 | 3,339 | 3,054 | 58 | 49 | 25 |
| Drug stores, proprietary stores, total | 37 | 37 | 2,553 | 2,553 | 268 | 5,034 | 4,620 | 141 | 111 | 38 |
| Drug stores | 24 | 24 | 1,930 | 1,930 | 220 | 4,354 | 4,020 | 120 | 96 | 24 |
| Proprietary stores | 13 | 13 | 623 | 623 | 48 | 680 | 600 | 21 | 15 | 14 |
| Other retail stores, total | 223 | 135 | 11,522 | 10,034 | 710 | 13,497 | 12,590 | 293 | 247 | 215 |
| Liquor stores | 4 | 4 | 1,735 | 1,735 | 55 | 1,010 | 900 | 18 | 15 | ... |
| Fuel, ice dealers | 75 | 45 | 3,913 | 3,198 | 305 | 6,690 | 6,493 | 117 | 109 | 77 |
| Feed, farm, garden supply stores | 8 | 8 | 2,344 | 2,344 | 95 | 1,693 | 1,488 | 34 | 27 | 5 |
| Jewelry stores | 15 | 11 | 362 | 324 | 40 | 907 | 863 | 24 | 18 | 13 |
| Book, stationery stores | 6 | 2 | 57 | (D) | (D) | (D) | (D) | (D) | (D) | (D) |
| Other retail stores (except second-hand) | 97 | 65 | 2,642 | (D) | (D) | (D) | (D) | (D) | (D) | (D) |
| Second-hand stores | 4 | ... | 34 | ... | ... | ... | ... | ... | ... | 4 |
| Nonstore retailers | 44 | 10 | 1,098 | 686 | 109 | 1,679 | 1,539 | 34 | 27 | 44 |

Standard Notes: (D) Withheld to avoid disclosure. (NA) Not available. n.e.c. Not elsewhere classified. XXX Not applicable. (Z) Less than \$500. ... Represents zero.
¹ Group totals may include data for establishments without payroll which could not be classified by detailed kind of business.

Table 105. RETAIL TRADE: 1954 — CITIES WITH 500 ESTABLISHMENTS OR MORE

Establishments, Sales, Payroll, and Personnel, by Kind of Business

| City and kind of business | Establishments | | Sales | | Payroll, entire year (\$1,000) | Payroll, workweek ended nearest Nov. 15 | | Paid employees, workweek ended nearest Nov. 15 | | Proprietors (unincorporated businesses only) ¹ (Number) |
|--|--------------------------------|--------------------------|---|--|-----------------------------------|---|----------------------------|--|---------------------------|---|
| | Total ¹ (Number) | With payroll (Number) | Total, all establishments ¹ (\$1,000) | Establishments with payroll (\$1,000) | | Total (Dollars) | Full workweek (Dollars) | Total (Number) | Full workweek (Number) | |
| LEWISTON | | | | | | | | | | |
| Retail trade, total..... | 596 | 406 | 52,921 | 49,849 | 6,299 | 119,567 | 108,470 | 2,797 | 2,152 | 541 |
| Food stores, total..... | 169 | 95 | 14,442 | 12,884 | 860 | 17,793 | 15,075 | 439 | 297 | 187 |
| Grocery stores..... | 141 | 77 | 13,104 | 11,676 | 754 | 15,547 | 12,948 | 386 | 253 | 155 |
| Meat markets, fish (seafood) markets..... | 5 | 3 | (D) | (D) | (D) | (D) | (D) | (D) | (D) | (D) |
| Fruit stores, vegetable markets..... | 3 | 1 | (D) | (D) | (D) | (D) | (D) | (D) | (D) | (D) |
| Candy, nut, confectionery stores..... | 8 | 6 | 196 | (D) | 21 | 416 | 414 | 10 | 9 | 6 |
| Other food stores..... | 10 | 8 | 898 | (D) | 76 | 1,579 | 1,494 | 36 | 30 | 12 |
| Eating, drinking places, total..... | 110 | 84 | 2,711 | 2,483 | 417 | 7,484 | 6,525 | 327 | 243 | 115 |
| Eating places..... | 75 | 53 | 2,143 | 1,939 | 340 | 6,232 | 5,585 | 276 | 216 | 78 |
| Drinking places..... | 35 | 31 | 566 | 544 | 77 | 1,252 | 940 | 51 | 27 | 37 |
| General merchandise group, total..... | 33 | 17 | 8,609 | 8,319 | 1,326 | 24,625 | 21,186 | 693 | 497 | 21 |
| General merchandise group (except variety)..... | 10 | 8 | 6,143 | (D) | 963 | 17,464 | 15,646 | 440 | 365 | 3 |
| Variety stores..... | 23 | 9 | 2,466 | (D) | 363 | 7,161 | 5,540 | 253 | 132 | 18 |
| Apparel, accessories stores, total..... | 59 | 55 | 6,090 | 6,074 | 1,081 | 19,412 | 18,043 | 448 | 336 | 29 |
| Shoe stores..... | 14 | 14 | (D) | (D) | (D) | (D) | (D) | (D) | (D) | (D) |
| Men's, boys' clothing and furnishings stores..... | 13 | 13 | 1,279 | 1,279 | 186 | 3,582 | 3,402 | 70 | 55 | 6 |
| Family clothing stores..... | 2 | 2 | (D) | (D) | (D) | (D) | (D) | (D) | (D) | (D) |
| Women's clothing, specialty stores..... | 25 | 23 | 3,526 | (D) | (D) | (D) | (D) | (D) | (D) | (D) |
| Ready-to-wear stores..... | (NA) | 16 | (NA) | (D) | (D) | (D) | (D) | (D) | (D) | (NA) |
| Other clothing, specialty stores..... | (NA) | 7 | (NA) | 213 | 31 | 539 | 526 | 17 | 15 | (NA) |
| Other apparel stores..... | 5 | 3 | 129 | (D) | (D) | (D) | (D) | (D) | (D) | (D) |
| Furniture, home furnishings, appliance dealers, total..... | 33 | 29 | 2,730 | 2,622 | 449 | 7,987 | 7,812 | 134 | 124 | 26 |
| Furniture, home furnishings stores, antique stores..... | 17 | 17 | 1,657 | 1,657 | 311 | 5,521 | 5,382 | 90 | 81 | 13 |
| Household appliance, radio, TV stores..... | 16 | 12 | 1,073 | 965 | 138 | 2,466 | 2,430 | 44 | 43 | 13 |
| Automotive group..... | 28 | 18 | 6,386 | 6,168 | 749 | 13,865 | 13,803 | 204 | 200 | 23 |
| Gasoline service stations..... | 34 | 26 | 1,735 | 1,541 | 77 | 1,585 | 1,391 | 44 | 32 | 35 |
| Lumber, bldg. mats., hardware, farm equip. dealers, total..... | 16 | 16 | 2,024 | 2,024 | 358 | 7,114 | 6,782 | 114 | 106 | 9 |
| Farm equipment dealers..... | 1 | 1 | (D) | (D) | (D) | (D) | (D) | (D) | (D) | (D) |
| Lumber, building materials, supplies, equipment dealers..... | 12 | 12 | 1,727 | 1,727 | 317 | 6,377 | 6,149 | 97 | 92 | 8 |
| Hardware stores..... | 3 | 3 | (D) | (D) | (D) | (D) | (D) | (D) | (D) | (D) |
| Drug stores, proprietary stores, total..... | 13 | 13 | 1,090 | 1,090 | 179 | 3,537 | 3,341 | 79 | 66 | 5 |
| Drug stores..... | 11 | 11 | (D) | (D) | (D) | (D) | (D) | (D) | (D) | (D) |
| Proprietary stores..... | 2 | 2 | (D) | (D) | (D) | (D) | (D) | (D) | (D) | (D) |
| Other retail stores, total..... | 67 | 47 | 6,481 | 6,275 | 719 | 14,768 | 13,351 | 285 | 228 | 58 |
| Liquor stores..... | 2 | 2 | (D) | (D) | (D) | (D) | (D) | (D) | (D) | (D) |
| Fuel, ice dealers..... | 14 | 10 | 2,000 | 2,136 | 273 | 5,783 | 5,564 | 105 | 89 | 10 |
| Feed, farm, garden supply stores..... | 3 | 3 | (D) | (D) | (D) | (D) | (D) | (D) | (D) | (D) |
| Jewelry stores..... | 15 | 9 | 702 | 652 | 103 | 1,960 | 1,556 | 42 | 28 | 14 |
| Book, stationery stores..... | 3 | 3 | (D) | (D) | (D) | (D) | (D) | (D) | (D) | (D) |
| Other retail stores (except second-hand)..... | 21 | 19 | 1,470 | (D) | 167 | 3,206 | 3,021 | 68 | 56 | 19 |
| Second-hand stores..... | 5 | 1 | 83 | (D) | (D) | (D) | (D) | (D) | (D) | (D) |
| Nonstore retailers..... | 34 | 6 | 623 | 369 | 84 | 1,397 | 1,161 | 30 | 23 | 33 |

Standard Notes: (D) Withheld to avoid disclosure. (NA) Not available. n.e.c. Not elsewhere classified. XXX Not applicable. (Z) Less than \$500. ... Represents zero.
¹ Group totals may include data for establishments without payroll which could not be classified by detailed kind of business.

RETAIL TRADE—AREA STATISTICS

Table 105. RETAIL TRADE: 1954 — CITIES WITH 500 ESTABLISHMENTS OR MORE—Continued

Establishments, Sales, Payroll, and Personnel, by Kind of Business

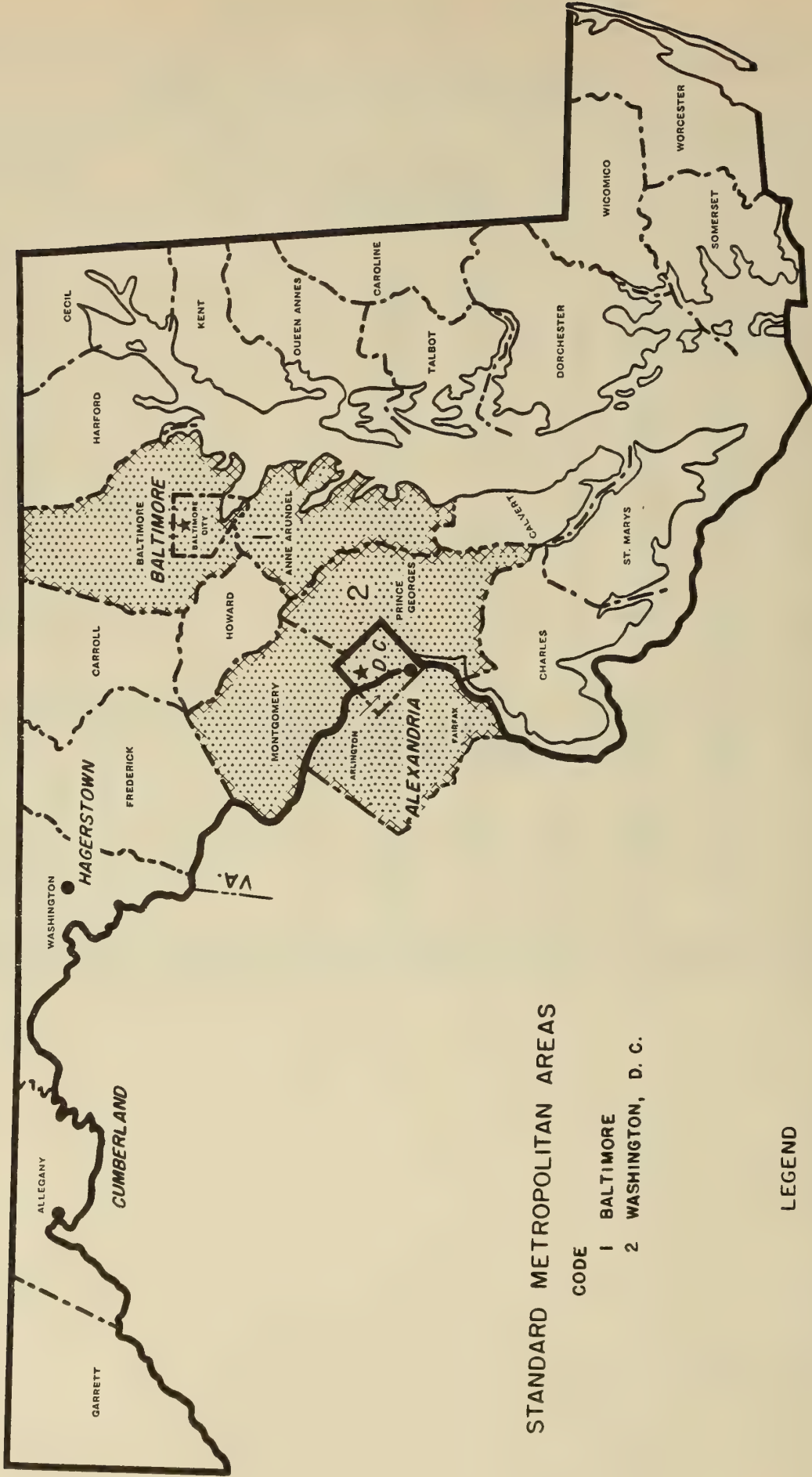
| City and kind of business | Establishments | | Sales | | Payroll, entire year (\$1,000) | Payroll, workweek ended nearest Nov. 15 | | Paid employees, workweek ended nearest Nov. 15 | | Proprietors (unincorporated businesses only) ¹ (Number) |
|--|--------------------------------|--------------------------|---|--|-----------------------------------|---|----------------------------|--|---------------------------|---|
| | Total ¹ (Number) | With payroll (Number) | Total, all establishments ¹ (\$1,000) | Establishments with payroll (\$1,000) | | Total (Dollars) | Full workweek (Dollars) | Total (Number) | Full workweek (Number) | |
| PORTLAND | | | | | | | | | | |
| Retail trade, total..... | 954 | 704 | 135,160 | 129,206 | 16,388 | 299,462 | 276,752 | 6,661 | 5,424 | 788 |
| Food stores, total..... | 266 | 164 | 25,162 | 22,444 | 1,708 | 33,070 | 29,166 | 769 | 548 | 244 |
| Grocery stores..... | 190 | 126 | 22,789 | 20,361 | 1,422 | 27,608 | 24,134 | 632 | 444 | 173 |
| Meat markets, fish (seafood) markets..... | 26 | 10 | 1,143 | 697 | 54 | 1,069 | 1,002 | 28 | 21 | 27 |
| Fruit stores, vegetable markets..... | 6 | 2 | 137 | (D) | (D) | (D) | (D) | (D) | (D) | (D) |
| Candy, nut, confectionery stores..... | 9 | 7 | 230 | (D) | 36 | 528 | 500 | 16 | 14 | 3 |
| Other food stores..... | 35 | 19 | 1,263 | (D) | (D) | (D) | (D) | (D) | (D) | (D) |
| Eating, drinking places, total..... | 138 | 126 | 7,134 | 7,036 | 1,373 | 25,439 | 22,830 | 937 | 706 | 121 |
| Eating places..... | 100 | 88 | 6,081 | 6,083 | 1,235 | 22,363 | 20,071 | 829 | 622 | 80 |
| Drinking places..... | 38 | 38 | 953 | 953 | 138 | 3,076 | 2,759 | 108 | 84 | 41 |
| General merchandise group, total..... | 45 | 33 | 21,695 | 21,471 | 3,420 | 64,652 | 56,344 | 1,650 | 1,219 | 42 |
| General merchandise group (except variety)..... | 18 | 16 | 16,269 | (D) | 2,588 | 48,425 | 42,387 | 1,135 | 883 | 18 |
| Variety stores..... | 27 | 17 | 5,426 | (D) | 832 | 16,227 | 13,957 | 515 | 336 | 24 |
| Apparel, accessories stores, total..... | 95 | 77 | 10,377 | 10,017 | 1,529 | 26,485 | 24,122 | 528 | 510 | 65 |
| Shoe stores..... | 27 | 19 | 1,652 | 1,470 | 212 | 3,281 | 3,190 | 64 | 58 | 22 |
| Men's, boys' clothing and furnishings stores..... | (NA) | 24 | (NA) | 3,917 | 536 | 10,381 | 8,745 | 181 | 157 | (NA) |
| Family clothing stores..... | (NA) | 6 | (NA) | (D) | (D) | (D) | (D) | (D) | (D) | (NA) |
| Women's clothing, specialty stores..... | 26 | 22 | 1,890 | 1,870 | 230 | 3,937 | 3,638 | 118 | 95 | 17 |
| Ready-to-wear stores..... | (NA) | 16 | (NA) | 1,704 | 198 | 3,331 | 3,054 | 100 | 79 | (NA) |
| Other clothing, specialty stores..... | (NA) | 6 | (NA) | 166 | 32 | 606 | 584 | 18 | 16 | (NA) |
| Other apparel stores..... | 6 | 6 | (D) | (D) | (D) | (D) | (D) | (D) | (D) | (D) |
| Furniture, home furnishings, appliance dealers, total..... | 52 | 42 | 5,240 | (D) | 1,036 | 19,096 | 18,193 | 317 | 291 | 35 |
| Furniture, home furnishings stores, antique stores..... | 28 | 21 | 3,181 | 2,927 | 660 | 12,520 | 12,228 | 203 | 192 | 14 |
| Household appliance, radio, TV stores..... | 23 | 21 | 2,059 | (D) | 376 | 6,576 | 5,965 | 114 | 99 | 21 |
| Automotive group..... | 41 | 37 | 21,033 | 20,999 | 2,422 | 40,320 | 40,132 | 588 | 580 | 24 |
| Gasoline service stations..... | 77 | 56 | 4,623 | 4,201 | 354 | 7,530 | 6,908 | 169 | 131 | 76 |
| Lumber, bldg. mats., hardware, farm equip. dealers, total..... | 26 | 20 | 4,081 | (D) | (D) | (D) | (D) | (D) | (D) | (D) |
| Farm equipment dealers..... | 1 | 1 | (D) | (D) | (D) | (D) | (D) | (D) | (D) | (D) |
| Lumber, building materials, supplies, equipment dealers..... | 18 | 14 | 3,747 | 3,185 | 670 | 10,256 | 9,824 | 183 | 166 | 11 |
| Hardware stores..... | 7 | 5 | (D) | 916 | 166 | 3,031 | 2,987 | 47 | 44 | 3 |
| Drug stores, proprietary stores, total..... | 39 | 35 | 5,011 | 5,811 | 643 | 14,171 | 12,556 | 356 | 267 | 28 |
| Drug stores..... | (NA) | 26 | (NA) | (D) | (D) | (D) | (D) | (D) | (D) | (NA) |
| Proprietary stores..... | (NA) | 9 | (NA) | (D) | (D) | (D) | (D) | (D) | (D) | (NA) |
| Other retail stores, total..... | 122 | 92 | 25,594 | 25,074 | 2,260 | 40,390 | 38,830 | 802 | 713 | 88 |
| Liquor stores..... | 5 | 5 | (D) | (D) | (D) | (D) | (D) | (D) | (D) | (D) |
| Fuel, ice dealers..... | 27 | 19 | 14,325 | 4,193 | 1,036 | 20,452 | 20,167 | 333 | 326 | 17 |
| Feed, farm, garden supply stores..... | 3 | 3 | (D) | (D) | (D) | (D) | (D) | (D) | (D) | (D) |
| Jewelry stores..... | 17 | 13 | (D) | (D) | (D) | (D) | (D) | (D) | (D) | (D) |
| Book, stationery stores..... | 7 | 7 | 286 | 286 | 26 | 446 | 371 | 16 | 9 | 5 |
| Other retail stores (except second-hand)..... | 50 | 40 | 2,387 | 2,117 | 361 | 6,556 | 6,019 | 146 | 103 | 37 |
| Second-hand stores..... | 7 | 5 | (D) | 91 | 14 | 309 | 257 | 9 | 7 | (D) |
| Nonstore retailers..... | 58 | 22 | 3,410 | (D) | (D) | (D) | (D) | (D) | (D) | (D) |

Standard Notes: (D) Withheld to avoid disclosure. (NA) Not available. n.e.c. Not elsewhere classified. XXX Not applicable. (Z) Less than \$500. ... Represents zero.
¹ Group totals may include data for establishments without payroll which could not be classified by detailed kind of business.



MARYLAND

MARYLAND (23 COUNTIES AND 1 INDEPENDENT CITY) AND DISTRICT OF COLUMBIA



STANDARD METROPOLITAN AREAS

- CODE
- 1 BALTIMORE
 - 2 WASHINGTON, D. C.

LEGEND

- PLACES OF 25,000 TO 100,000
- ★ PLACES OF 100,000 AND OVER
- ▨ STANDARD METROPOLITAN AREAS

CONTENTS

| <u>Table</u> | <u>Page</u> |
|--|-------------|
| 101. Retail Trade: 1954 - The State..... | 20-4 |
| 101A. Retail Trade: 1954 and 1948 - The State..... | 20-5 |
| 102. Retail Trade: 1954 - Counties; Cities of 2,500 Inhabitants or More..... | 20-6 |
| 102A. Retail Trade: 1948 - Counties; Cities of 2,500 Inhabitants or More..... | 20-8 |
| 103. Retail Trade: 1954 - Standard Metropolitan Areas..... | 20-9 |
| 103A. Retail Trade: 1948 - Standard Metropolitan Areas..... | 20-11 |
| 104. Retail Trade: 1954 - Counties With 500 Establishments or More..... | 20-12 |
| 105. Retail Trade: 1954 - Cities With 500 Establishments or More..... | 20-18 |

The following pages contain revisions of data previously published on the corresponding pages of Retail Trade Bulletin Series R-1: 20-6, 20-9, 20-18.

RETAIL TRADE—AREA STATISTICS

Table 101. RETAIL TRADE: 1954 — THE STATE

Establishments, Sales, Payroll, and Personnel, by Kind of Business

| Kind of business | Establishments | | Sales | | Payroll, entire year (\$1,000) | Payroll, workweek ended nearest Nov. 15 | | Paid employees, workweek ended nearest Nov. 15 | | Proprietors (un- incorporated businesses only) ¹ (Number) |
|--|--------------------------------|-----------------------------|---|--|---|--|-------------------------------|--|------------------------------|--|
| | Total ¹ (Number) | With payroll (Number) | Total, all establish- ments ¹ (\$1,000) | Establish- ments with payroll (\$1,000) | | Total (Dollars) | Full workweek (Dollars) | Total (Number) | Full workweek (Number) | |
| Retail trade, total | 24,857 | 15,829 | 2,675,464 | 2,488,000 | 298,471 | 5,815,817 | 5,356,981 | 124,699 | 101,520 | 25,142 |
| Food Stores | | | | | | | | | | |
| Total | 6,476 | 3,102 | 663,962 | 579,886 | 42,900 | 838,244 | 742,914 | 17,322 | 12,864 | 6,868 |
| Grocery stores | 4,253 | 2,065 | 575,711 | 513,353 | 35,118 | 680,982 | 600,173 | 13,387 | 9,750 | 4,470 |
| Meat markets | 276 | 166 | 18,350 | 15,190 | 1,280 | 24,147 | 21,083 | 516 | 374 | 314 |
| Fish (seafood) markets | 147 | 63 | 6,196 | 4,760 | 491 | 9,662 | 9,407 | 200 | 183 | 171 |
| Fruit stores, vegetable markets | 319 | 85 | 8,666 | 5,028 | 352 | 6,203 | 5,840 | 163 | 139 | 373 |
| Candy, nut, confectionery stores | 670 | 200 | 14,194 | 6,600 | 650 | 12,534 | 10,875 | 427 | 311 | 709 |
| Bakery products stores | 328 | 248 | 14,759 | 13,369 | 3,047 | 64,849 | 59,302 | 1,617 | 1,297 | 341 |
| Bakeries, with baking on premises | (NA) | 194 | (NA) | 10,582 | 2,443 | 52,281 | 47,442 | 1,305 | 1,028 | (NA) |
| Bakeries, without baking on premises | (NA) | 54 | (NA) | 2,787 | 604 | 12,568 | 11,860 | 310 | 269 | (NA) |
| Delicatessen stores | 159 | 117 | 10,084 | 8,994 | 752 | 15,729 | 14,205 | 441 | 353 | 172 |
| Food stores, n.e.c. | 298 | 158 | 15,510 | 12,592 | 1,210 | 24,132 | 22,024 | 573 | 457 | 292 |
| Eating, Drinking Places | | | | | | | | | | |
| Total | 5,003 | 3,895 | 242,490 | 224,798 | 43,161 | 846,463 | 770,472 | 24,414 | 20,557 | 5,286 |
| Eating places (except refreshment stands) | 2,222 | 1,814 | 124,663 | 118,425 | 27,601 | 537,589 | 489,297 | 15,862 | 13,635 | 2,347 |
| Restaurants, cafeterias | (NA) | 1,710 | (NA) | 110,740 | 25,342 | 493,912 | 448,199 | 14,732 | 12,655 | (NA) |
| Caterers | (NA) | 22 | (NA) | 1,586 | 377 | 7,749 | 5,449 | 247 | 107 | (NA) |
| In-plant food contractors | (NA) | 82 | (NA) | 6,099 | 1,882 | 35,928 | 35,649 | 883 | 873 | (NA) |
| Refreshment stands | 322 | 268 | 11,119 | 10,551 | 1,811 | 32,717 | 26,788 | 1,072 | 729 | 282 |
| Drinking places | 2,445 | 1,813 | 106,528 | 95,822 | 13,749 | 276,157 | 254,387 | 7,480 | 6,193 | 2,641 |
| General Merchandise Group | | | | | | | | | | |
| Total | 1,005 | 611 | 294,397 | 283,205 | 46,473 | 939,512 | 822,672 | 24,470 | 18,060 | 994 |
| Department stores | 35 | 35 | 199,841 | 199,841 | 35,378 | 725,427 | 638,127 | 17,361 | 13,242 | ... |
| Dry goods, general merchandise stores | 409 | 221 | 28,861 | 24,263 | 2,996 | 58,049 | 53,815 | 1,416 | 1,121 | 425 |
| General stores | 267 | 125 | 15,638 | 10,288 | 534 | 10,096 | 8,748 | 304 | 217 | 319 |
| Variety stores | 276 | 230 | 49,729 | 48,813 | 7,565 | 145,940 | 121,982 | 5,389 | 3,480 | 232 |
| Apparel, Accessories Stores | | | | | | | | | | |
| Total | 1,597 | 1,299 | 139,865 | 133,711 | 18,303 | 334,251 | 304,845 | 7,534 | 5,906 | 1,395 |
| Shoe stores | 333 | 277 | 24,845 | 23,825 | 3,097 | 54,107 | 47,408 | 1,161 | 770 | 211 |
| Men's shoe stores | (NA) | 44 | (NA) | 3,194 | 361 | 6,754 | 6,197 | 117 | 86 | (NA) |
| Women's shoe stores | (NA) | 26 | (NA) | 3,799 | 514 | 9,012 | 8,136 | 182 | 132 | (NA) |
| Children's, juveniles' shoe stores | (NA) | 9 | (NA) | 647 | 66 | 1,198 | 1,112 | 22 | 17 | (NA) |
| Family shoe stores | (NA) | 198 | (NA) | 16,185 | 2,146 | 37,143 | 31,965 | 840 | 535 | (NA) |
| Men's boys' clothing and furnishings stores | (NA) | 275 | (NA) | 31,034 | 4,040 | 72,050 | 66,590 | 1,317 | 1,037 | (NA) |
| Men's boys' clothing stores | (NA) | 177 | (NA) | 25,133 | 3,442 | 61,220 | 56,634 | 1,087 | 862 | (NA) |
| Men's boys' furnishings stores | (NA) | 98 | (NA) | 5,901 | 598 | 10,830 | 9,956 | 230 | 175 | (NA) |
| Family clothing stores | (NA) | 130 | (NA) | 21,147 | 2,774 | 52,747 | 49,247 | 1,283 | 1,123 | (NA) |
| Women's clothing, specialty stores | 526 | 456 | 48,582 | 47,400 | 7,253 | 130,753 | 119,656 | 3,207 | 2,565 | 440 |
| Ready-to-wear stores | (NA) | 341 | (NA) | 40,931 | 6,263 | 112,689 | 103,356 | 2,762 | 2,211 | (NA) |
| Millinery stores | (NA) | 48 | (NA) | 1,834 | 283 | 5,522 | 4,810 | 154 | 113 | (NA) |
| Clothing, specialty stores, n.e.c. | (NA) | 67 | (NA) | 4,635 | 712 | 12,542 | 11,490 | 291 | 241 | (NA) |
| Children's, infants' wear stores | 124 | 98 | 6,189 | 5,757 | 494 | 9,959 | 9,145 | 319 | 196 | 145 |
| Apparel stores, n.e.c. | 93 | 63 | 5,074 | 4,548 | 650 | 14,635 | 13,799 | 247 | 215 | 97 |
| Furniture, Home Furnishings, Appliance Dealers | | | | | | | | | | |
| Total | 1,049 | 755 | 109,785 | 105,355 | 17,276 | 332,462 | 322,884 | 5,369 | 4,976 | 1,002 |
| Furniture, home furnishings stores | 604 | 438 | 73,486 | 70,972 | 12,229 | 235,672 | 228,949 | 3,797 | 3,515 | 559 |
| Furniture stores | (NA) | 284 | (NA) | 59,814 | 9,913 | 189,368 | 184,393 | 2,950 | 2,753 | (NA) |
| Floor covering stores | (NA) | 39 | (NA) | 4,435 | 950 | 17,342 | 16,928 | 276 | 263 | (NA) |
| Home furnishings stores, n.e.c., antique stores | (NA) | 115 | (NA) | 6,723 | 1,366 | 28,962 | 27,628 | 571 | 499 | (NA) |
| Household appliance, radio, TV stores | 430 | 317 | 36,175 | 34,383 | 5,047 | 96,790 | 93,935 | 1,572 | 1,461 | 435 |
| Household appliance stores | (NA) | 118 | (NA) | 11,001 | 1,795 | 34,015 | 33,094 | 581 | 558 | (NA) |
| Appliances, radio, TV stores | (NA) | 118 | (NA) | 18,483 | 2,544 | 48,384 | 47,112 | 736 | 673 | (NA) |
| Radio, TV stores | (NA) | 81 | (NA) | 4,899 | 708 | 14,387 | 13,725 | 255 | 230 | (NA) |
| Automotive Group | | | | | | | | | | |
| Total | 980 | 824 | 423,742 | 420,288 | 42,157 | 789,950 | 778,314 | 11,028 | 10,606 | 768 |
| Passenger car dealers (franchised) | 450 | 440 | 361,424 | 361,402 | 36,421 | 681,709 | 675,640 | 9,216 | 9,029 | 287 |
| Passenger car dealers (nonfranchised) | 262 | 180 | 31,448 | 29,454 | 2,239 | 39,460 | 38,257 | 631 | 591 | 274 |
| Tire, battery, accessory dealers | 205 | 161 | 22,511 | 21,699 | 2,915 | 58,111 | 53,909 | 1,019 | 832 | 152 |
| Motocycle, aircraft, boat dealers | 39 | 23 | 4,069 | 3,861 | 381 | 7,018 | 6,900 | 102 | 97 | 35 |
| Household trailer dealers | 20 | 18 | (D) | (D) | (D) | (D) | (D) | (D) | (D) | (D) |
| Automotive dealers, n.e.c. | 2 | 2 | (D) | (D) | (D) | (D) | (D) | (D) | (D) | (D) |
| Gasoline Service Stations | | | | | | | | | | |
| Total | 2,302 | 1,720 | 162,677 | 147,731 | 13,841 | 279,678 | 250,822 | 6,223 | 4,749 | 2,491 |
| Lumber, Bldg. Mats., Hardware, Farm Equipment Dealers | | | | | | | | | | |
| Total | 1,055 | 781 | 174,915 | 169,289 | 20,806 | 398,580 | 387,632 | 6,456 | 6,026 | 997 |
| Farm equipment dealers | 156 | 140 | 24,137 | 23,841 | 2,560 | 47,818 | 47,076 | 860 | 828 | 154 |
| Lumber, building materials dealers | 269 | 215 | 104,489 | 103,695 | 12,290 | 239,052 | 234,614 | 3,576 | 3,459 | 179 |
| Paint, glass, wallpaper dealers | 100 | 56 | 4,528 | 3,932 | 562 | 10,405 | 10,034 | 185 | 171 | 90 |
| Plumbing, electrical supply stores | 46 | 34 | 4,938 | 4,636 | 1,220 | 22,890 | 22,674 | 318 | 304 | 43 |
| Hardware stores | 488 | 336 | 36,519 | 32,985 | 4,264 | 78,415 | 73,234 | 1,517 | 1,264 | 525 |
| Drug Stores, Proprietary Stores | | | | | | | | | | |
| Total | 792 | 752 | 100,005 | 98,807 | 12,422 | 244,152 | 202,456 | 6,770 | 4,413 | 781 |
| Drug stores | (NA) | 658 | (NA) | 92,353 | 11,861 | 233,683 | 193,509 | 6,427 | 4,162 | (NA) |
| Proprietary stores | (NA) | 94 | (NA) | 6,454 | 561 | 10,469 | 8,947 | 343 | 251 | (NA) |
| Other Retail Stores | | | | | | | | | | |
| Total | 3,021 | 1,803 | 257,692 | 235,602 | 25,236 | 481,833 | 458,394 | 9,132 | 7,969 | 3,005 |
| Liquor stores | 487 | 387 | 52,246 | 48,092 | 2,983 | 57,905 | 53,210 | 1,224 | 1,000 | 483 |
| Fuel, ice dealers | 385 | 213 | 47,985 | 45,933 | 6,541 | 122,142 | 118,939 | 1,984 | 1,852 | 343 |
| Fuel dealers (coal, wood) | (NA) | 59 | (NA) | 7,541 | 918 | 19,436 | 18,363 | 436 | 384 | (NA) |
| Liquefied petroleum gas dealers | (NA) | 47 | (NA) | 10,144 | 1,903 | 34,715 | 34,204 | 479 | 465 | (NA) |
| Fuel oil dealers | (NA) | 89 | (NA) | 27,078 | 3,554 | 64,864 | 63,360 | 1,003 | 947 | (NA) |
| Ice dealers | (NA) | 18 | (NA) | 1,170 | 166 | 3,122 | 3,012 | 66 | 56 | (NA) |
| Hay, grain, feed stores | 210 | 166 | 59,310 | 57,672 | 3,036 | 55,724 | 53,766 | 1,071 | 1,002 | 180 |
| Farm, garden supply stores | 79 | 51 | 13,539 | 13,141 | 1,078 | 20,897 | 20,691 | 386 | 377 | 79 |

Standard Notes: (D) Withheld to avoid disclosure. (NA) Not available. n.e.c. Not elsewhere classified. XXX Not applicable. (Z) Less than \$500. ... Represents zero.

¹ Group totals may include data for establishments without payroll which could not be classified by detailed kind of business.

Table 101. RETAIL TRADE: 1954 — THE STATE — Continued

Establishments, Sales, Payroll, and Personnel, by Kind of Business

| Kind of business | Establishments | | Sales | | Payroll, entire year (\$1,000) | Payroll, workweek ended nearest Nov. 15 | | Paid employees, workweek ended nearest Nov. 15 | | Proprietors (unincorporated businesses only) ¹ (Number) |
|--|-----------------------------|-----------------------|--|---------------------------------------|--------------------------------|---|-------------------------|--|------------------------|--|
| | Total ¹ (Number) | With payroll (Number) | Total, all establishments ¹ (\$1,000) | Establishments with payroll (\$1,000) | | Total (Dollars) | Full workweek (Dollars) | Total (Number) | Full workweek (Number) | |
| Other retail stores—Con. | | | | | | | | | | |
| Jewelry stores..... | 275 | 197 | 23,512 | 21,962 | 4,020 | 76,294 | 73,732 | 1,320 | 1,175 | 251 |
| Book stores..... | 40 | 24 | 2,506 | 2,248 | 277 | 5,662 | 4,008 | 132 | 66 | 31 |
| Stationery stores..... | 55 | 47 | 6,632 | 6,366 | 1,359 | 23,057 | 22,504 | 462 | 423 | 53 |
| Sporting goods stores..... | 123 | 63 | 5,823 | 4,799 | 556 | 11,010 | 9,690 | 213 | 164 | 114 |
| Bicycle stores..... | 12 | 6 | 434 | (D) | 76 | 699 | 676 | 12 | 10 | 11 |
| Florists..... | 237 | 127 | 6,993 | 5,633 | 890 | 17,781 | 16,229 | 456 | 353 | 287 |
| Cigar stores, stands..... | 27 | 17 | 2,269 | 2,143 | 119 | 2,144 | 1,890 | 54 | 40 | 26 |
| News dealers, newsstands..... | 90 | 34 | 2,867 | 1,973 | 170 | 3,684 | 3,262 | 166 | 126 | 93 |
| Gift, novelty, souvenir stores..... | 162 | 84 | 3,727 | 2,687 | 294 | 6,213 | 4,881 | 180 | 110 | 178 |
| Music stores..... | 74 | 54 | 4,004 | 3,688 | 563 | 10,318 | 9,693 | 203 | 167 | 65 |
| Camera, photographic supply stores..... | 23 | 19 | 2,814 | 2,782 | 307 | 6,881 | 6,466 | 118 | 103 | 20 |
| Luggage, leather goods stores..... | 7 | 7 | 1,163 | 1,163 | 232 | 4,839 | 4,561 | 126 | 115 | 6 |
| Optical goods stores..... | 54 | 42 | 3,102 | 2,820 | 943 | 17,324 | 17,228 | 226 | 221 | 39 |
| Office, store machine and equipment dealers..... | 18 | 16 | 702 | (D) | 140 | 2,803 | 2,692 | 58 | 50 | 24 |
| Retail stores (except second-hand) n.e.c..... | 126 | 126 | 6,121 | 6,121 | 780 | 17,441 | 16,413 | 353 | 295 | 130 |
| Second-hand stores..... | 191 | 123 | 6,005 | 5,345 | 912 | 19,015 | 17,861 | 388 | 320 | 206 |
| Nonstore Retailers | | | | | | | | | | |
| Total | 1,567 | 287 | 105,934 | 89,328 | 15,806 | 330,692 | 315,576 | 5,981 | 5,394 | 1,555 |
| Mail order houses..... | 28 | 16 | (D) | (D) | (D) | (D) | (D) | (D) | (D) | (D) |
| Direct selling (house-to-house) organizations..... | 1,425 | 221 | 45,637 | 30,081 | 7,050 | 121,404 | 118,623 | 1,977 | 1,775 | 1,422 |
| Merchandise vending machine operators..... | 114 | 50 | (D) | (D) | (D) | (D) | (D) | (D) | (D) | (D) |

Standard Notes: (D) Withheld to avoid disclosure. (NA) Not available. n.e.c. Not elsewhere classified. XXX Not applicable. (Z) Less than \$500. ... Represents zero.
¹ Group totals may include data for establishments without payroll which could not be classified by detailed kind of business.

Table 101A. RETAIL TRADE: 1954 AND 1948¹ — THE STATE

Establishments and Sales by Kind of Business

| Kind of business | 1954 | | | | 1948 ¹ | | | |
|---|-----------------------------|-----------------------|--|---------------------------------------|-------------------|-----------------------|-------------------------------------|---------------------------------------|
| | Establishments | | Sales | | Establishments | | Sales | |
| | Total ² (Number) | With payroll (Number) | Total, all establishments ² (\$1,000) | Establishments with payroll (\$1,000) | Total (Number) | With payroll (Number) | Total, all establishments (\$1,000) | Establishments with payroll (\$1,000) |
| Retail trade, total | 24,857 | 15,829 | 2,675,464 | 2,488,000 | 23,518 | 15,189 | 1,871,099 | 1,713,878 |
| Food stores, total | 6,476 | 3,102 | 663,962 | 579,886 | 8,153 | 3,726 | 460,089 | 369,889 |
| Grocery stores..... | 4,253 | 2,065 | 575,711 | 513,353 | 5,513 | 2,467 | 381,505 | 311,051 |
| Other food stores..... | 2,197 | 1,037 | 87,959 | 66,533 | 2,640 | 1,259 | 78,584 | 58,838 |
| Eating, drinking places, total | 5,003 | 3,895 | 242,490 | 224,798 | 4,960 | 3,689 | 177,516 | 161,087 |
| Eating places..... | 2,544 | 2,082 | 135,782 | 128,976 | 2,278 | 1,875 | 88,784 | 84,922 |
| Drinking places..... | 2,445 | 1,813 | 106,528 | 95,822 | 2,682 | 1,814 | 88,732 | 76,165 |
| General merchandise group | 1,005 | 611 | 294,397 | 283,205 | 729 | 501 | 233,311 | 228,680 |
| Apparel, accessories stores, total | 1,597 | 1,299 | 139,865 | 133,711 | 1,587 | 1,202 | 120,358 | 113,800 |
| Shoe stores..... | 333 | 277 | 24,845 | 23,825 | 280 | 231 | 20,764 | 19,856 |
| Other apparel stores..... | 1,220 | 1,022 | 114,032 | 109,886 | 1,307 | 971 | 99,594 | 93,944 |
| Furniture, home furnishings, appliance dealers | 1,049 | 755 | 109,785 | 105,355 | 929 | 689 | 85,875 | 81,949 |
| Automotive group | 980 | 824 | 423,742 | 420,288 | 920 | 803 | 261,607 | 256,983 |
| Gasoline service stations | 2,302 | 1,720 | 162,677 | 147,731 | 2,012 | 1,362 | 81,378 | 69,619 |
| Lumber, bldg. matls., hardware, farm equip. dealers, total | 1,065 | 781 | 174,915 | 169,289 | 924 | 700 | 109,451 | 107,049 |
| Farm equipment dealers..... | 156 | 140 | 24,137 | 23,841 | 113 | 103 | 15,132 | 14,710 |
| Lumber, bldg. matls., supplies, equipment, hardware dealers..... | 903 | 641 | 150,474 | 145,448 | 811 | 597 | 94,319 | 92,339 |
| Drug stores, proprietary stores, total | 792 | 752 | 100,005 | 98,807 | 750 | 698 | 63,477 | 62,438 |
| Drug stores..... | (NA) | 658 | (NA) | 92,353 | 629 | 595 | 57,515 | 56,790 |
| Proprietary stores..... | (NA) | 94 | (NA) | 6,454 | 121 | 103 | 5,962 | 5,648 |
| Other retail stores, total | 3,021 | 1,803 | 257,692 | 235,602 | 2,469 | 1,742 | 208,418 | 192,930 |
| Liquor stores..... | 487 | 387 | 52,246 | 48,092 | 484 | 333 | 37,213 | 31,809 |
| Fuel, ice dealers..... | 385 | 213 | 47,985 | 45,933 | 274 | 203 | 41,358 | 40,405 |
| Feed, farm, garden supply stores..... | 289 | 217 | 72,849 | 70,813 | 305 | 265 | 68,167 | 65,241 |
| Jewelry stores..... | 275 | 197 | 23,512 | 21,962 | 214 | 166 | 18,428 | 17,753 |
| Other retail stores..... | 1,239 | 789 | 55,162 | 48,802 | 1,192 | 775 | 43,252 | 37,722 |
| Nonstore retailers | 1,567 | 287 | 105,934 | 89,328 | 85 | 77 | 69,619 | 69,454 |

Standard Notes: (D) Withheld to avoid disclosure. (NA) Not available. ... Represents zero.
¹ Data in this table differ from those which appeared in the publications of the 1948 Census of Retail Trade. For a description of the adjustments see Comparison of 1948 and 1954 Censuses in the Introduction.
² Group totals may include data for establishments without payroll which could not be classified by detailed kind of business.

RETAIL TRADE—AREA STATISTICS

Table 102. RETAIL TRADE: 1954 — COUNTIES;
Total Retail — Establishments, Sales, Payroll, and Personnel;

| Line No. | County and city | Total | | | | | | | Kind-of-business group | | | | |
|----------|--|----------------|-----------------------|-------------------------------------|---------------------------------------|-----------------------------------|--|------------------------|--|-------------------------|-----------------|-------------------------|-----------------|
| | | Establishments | | Sales | | Payroll, entire year (\$1,000) | Paid employees, workweek ended nearest Nov. 15 | | Proprietors (unincorporated businesses only) (Number) | Food stores | | Eating, drinking places | |
| | | Total (Number) | With payroll (Number) | Total, all establishments (\$1,000) | Establishments with payroll (\$1,000) | | Total (Number) | Full workweek (Number) | | Establishments (Number) | Sales (\$1,000) | Establishments (Number) | Sales (\$1,000) |
| 1 | Maryland, total..... | 24,857 | 15,829 | 2,675,464 | 2,488,000 | 298,471 | 124,699 | 101,520 | 25,142 | 6,476 | 663,962 | 5,003 | 242,490 |
| 2 | Allegany County..... | 981 | 625 | 78,939 | 73,101 | 8,103 | 3,628 | 3,093 | 981 | 285 | 22,540 | 195 | 4,753 |
| 3 | Cumberland..... | 585 | 407 | 58,813 | 55,597 | 6,519 | 2,836 | 2,455 | 562 | 148 | 13,662 | 112 | 3,096 |
| 4 | Frostburg..... | 118 | 70 | 8,558 | 7,940 | 788 | 379 | 316 | 121 | 32 | 2,822 | 27 | 562 |
| 5 | Westport..... | 47 | 23 | 2,676 | 2,320 | 184 | 86 | 64 | 43 | 19 | 1,838 | 13 | 326 |
| 6 | Remainder of County..... | 231 | 125 | 8,892 | 7,244 | 612 | 327 | 258 | 255 | 86 | 4,218 | 43 | 769 |
| 7 | Anne Arundel County..... | 1,085 | 729 | 105,704 | 97,588 | 10,320 | 4,492 | 3,586 | 1,095 | 227 | 36,308 | 281 | 11,981 |
| 8 | Annapolis..... | 346 | 258 | 40,434 | 38,570 | 4,228 | 1,658 | 1,445 | 338 | 56 | 10,714 | 71 | 2,357 |
| 9 | Remainder of County..... | 739 | 471 | 65,270 | 59,018 | 6,092 | 2,834 | 2,141 | 757 | 161 | 25,594 | 210 | 9,624 |
| 10 | Baltimore City (not part of Baltimore County)..... | 11,777 | 7,109 | 1,239,798 | 1,145,652 | 157,388 | 66,542 | 53,868 | 12,069 | 3,614 | 278,620 | 2,516 | 131,079 |
| 11 | Baltimore County..... | 1,759 | 1,351 | 214,983 | 206,005 | 22,821 | 10,193 | 7,967 | 1,755 | 368 | 63,591 | 393 | 24,619 |
| 12 | Calvert County..... | 158 | 86 | 10,198 | 8,438 | 819 | 401 | 357 | 173 | 35 | 2,185 | 35 | 1,273 |
| 13 | Caroline County..... | 239 | 139 | 23,133 | 20,953 | 1,778 | 739 | 637 | 239 | 54 | 3,862 | 25 | 602 |
| 14 | Carroll County..... | 538 | 304 | 44,296 | 38,952 | 3,619 | 1,528 | 1,248 | 543 | 120 | 9,414 | 60 | 1,623 |
| 15 | Westminster..... | 176 | 116 | 21,158 | 19,788 | 1,924 | 794 | 663 | 163 | 38 | 5,065 | 24 | 576 |
| 16 | Remainder of County..... | 362 | 188 | 23,138 | 19,164 | 1,695 | 734 | 585 | 380 | 82 | 4,349 | 36 | 1,047 |
| 17 | Cecil County..... | 418 | 260 | 36,101 | 32,793 | 2,929 | 1,308 | 1,080 | 419 | 97 | 8,347 | 99 | 4,392 |
| 18 | Elkton..... | 128 | 86 | 15,251 | 14,279 | 1,209 | 532 | 417 | 125 | 22 | 3,596 | 27 | 1,268 |
| 19 | Remainder of County..... | 290 | 174 | 20,850 | 18,514 | 1,720 | 776 | 663 | 294 | 75 | 4,751 | 72 | 3,124 |
| 20 | Charles County..... | 278 | 180 | 27,367 | 24,295 | 2,608 | 1,051 | 868 | 300 | 37 | 7,706 | 84 | 3,597 |
| 21 | Dorchester County..... | 330 | 182 | 27,471 | 24,445 | 2,500 | 976 | 832 | 328 | 114 | 7,036 | 42 | 1,184 |
| 22 | Cambridge..... | 198 | 136 | 22,043 | 20,737 | 2,183 | 853 | 717 | 187 | 52 | 4,936 | 28 | 959 |
| 23 | Remainder of County..... | 132 | 46 | 5,428 | 3,708 | 317 | 123 | 115 | 141 | 62 | 2,100 | 14 | 225 |
| 24 | Frederick County..... | 733 | 491 | 62,242 | 57,194 | 5,723 | 2,471 | 2,050 | 726 | 133 | 13,512 | 132 | 3,702 |
| 25 | Brunswick..... | 51 | 43 | 4,150 | 4,064 | 359 | 176 | 151 | 45 | 11 | 928 | 9 | 168 |
| 26 | Frederick..... | 359 | 265 | 38,996 | 36,902 | 4,035 | 1,679 | 1,377 | 357 | 57 | 8,991 | 66 | 1,819 |
| 27 | Remainder of County..... | 323 | 183 | 19,096 | 16,228 | 1,329 | 616 | 522 | 324 | 65 | 3,593 | 57 | 1,715 |
| 28 | Garrett County..... | 208 | 114 | 14,858 | 12,976 | 1,157 | 562 | 506 | 245 | 36 | 3,305 | 46 | 988 |
| 29 | Harford County..... | 540 | 372 | 58,749 | 53,919 | 5,159 | 2,164 | 1,777 | 566 | 95 | 14,100 | 99 | 4,261 |
| 30 | Aberdeen..... | 90 | 76 | 13,682 | 13,286 | 1,404 | 553 | 453 | 93 | 10 | 3,289 | 16 | 1,255 |
| 31 | Bel Air..... | 102 | 76 | 17,097 | 16,415 | 1,499 | 571 | 459 | 104 | 11 | 4,291 | 12 | 488 |
| 32 | Havre de Grace..... | 121 | 85 | 10,475 | 9,697 | 1,045 | 538 | 434 | 126 | 29 | 3,764 | 26 | 1,124 |
| 33 | Remainder of County..... | 227 | 135 | 17,495 | 14,521 | 1,211 | 502 | 431 | 243 | 45 | 2,756 | 45 | 1,394 |
| 34 | Howard County..... | 234 | 130 | 19,150 | 16,602 | 1,653 | 671 | 593 | 246 | 64 | 2,600 | 54 | 2,673 |
| 35 | Kent County..... | 184 | 136 | 16,164 | 14,970 | 1,298 | 556 | 466 | 175 | 35 | 3,931 | 36 | 682 |
| 36 | Chestertown..... | 80 | 64 | 10,350 | 9,860 | 833 | 345 | 279 | 70 | 11 | 2,310 | 11 | 221 |
| 37 | Remainder of County..... | 104 | 72 | 5,814 | 5,110 | 465 | 211 | 187 | 105 | 24 | 1,221 | 25 | 461 |
| 38 | Montgomery County..... | 1,142 | 848 | 238,170 | 232,620 | 26,406 | 9,671 | 8,055 | 1,055 | 199 | 62,311 | 146 | 10,934 |
| 39 | Rockville..... | 123 | 87 | 18,607 | 18,093 | 1,998 | 714 | 592 | 105 | 15 | 5,132 | 20 | 954 |
| 40 | Takoma Park (part) ¹ | 27 | 21 | 4,321 | 4,263 | 424 | 144 | 107 | 25 | 6 | 1,718 | 2 | (D) |
| 41 | Remainder of County..... | 992 | 740 | 215,242 | 210,264 | 23,984 | 8,813 | 7,356 | 925 | 178 | 55,461 | 124 | (D) |
| 42 | Prince Georges County..... | 1,266 | 932 | 187,122 | 179,898 | 18,452 | 6,966 | 5,352 | 1,197 | 256 | 67,577 | 229 | 15,916 |
| 43 | Bladensburg..... | 46 | 42 | 11,345 | 11,287 | 1,107 | 429 | 291 | 31 | 7 | 5,447 | 11 | 718 |
| 44 | Brentwood..... | 28 | 22 | 4,806 | 4,706 | 445 | 152 | 139 | 26 | 7 | (D) | 8 | 567 |
| 45 | Capitol Heights..... | 33 | 27 | 3,286 | 3,114 | 309 | 96 | 87 | 35 | 9 | 1,178 | 7 | 220 |
| 46 | Cheverly..... | 12 | 2 | (D) | (D) | (D) | (D) | (D) | (D) | (D) | (D) | (D) | (D) |
| 47 | College Park..... | 78 | 66 | 12,789 | 12,357 | 1,486 | 555 | 432 | 58 | 10 | 4,126 | 17 | 1,570 |
| 48 | Greenbelt..... | 11 | 7 | (D) | (D) | (D) | (D) | (D) | (D) | (D) | (D) | (D) | (D) |
| 49 | Hyattsville..... | 161 | 131 | 37,700 | 36,914 | 3,758 | 1,194 | 941 | 155 | 37 | 9,985 | 18 | 1,259 |
| 50 | Laurel..... | 110 | 80 | 16,190 | 15,408 | 1,712 | 602 | 457 | 99 | 19 | 4,183 | 21 | 1,777 |
| 51 | Mt. Rainier..... | 49 | 41 | 5,805 | 5,685 | 620 | 244 | 181 | 42 | 15 | 2,964 | 3 | 218 |
| 52 | Riverdale..... | 44 | 36 | 4,575 | 4,457 | 503 | 200 | 152 | 49 | 10 | 1,510 | 6 | 230 |
| 53 | Takoma Park (part) ¹ | 30 | 18 | 6,604 | 6,244 | 570 | 246 | 161 | 26 | 5 | 4,809 | 2 | (D) |
| 54 | Remainder of County..... | 664 | 460 | 81,145 | 77,047 | 7,692 | 3,151 | 2,467 | 644 | 135 | 29,645 | 135 | 9,312 |
| 55 | Queen Annes County..... | 209 | 103 | 12,584 | 10,042 | 893 | 428 | 361 | 223 | 44 | 2,636 | 28 | 565 |
| 56 | St. Marys County..... | 293 | 189 | 22,899 | 20,959 | 2,046 | 941 | 783 | 305 | 45 | 5,669 | 98 | 3,074 |
| 57 | Somerset County..... | 259 | 123 | 16,409 | 13,573 | 914 | 460 | 390 | 289 | 101 | 5,182 | 22 | 487 |
| 58 | Crisfield..... | 89 | 53 | 5,184 | 4,462 | 392 | 189 | 164 | 56 | 40 | 2,297 | 9 | 179 |
| 59 | Remainder of County..... | 170 | 70 | 11,225 | 9,111 | 522 | 271 | 226 | 193 | 61 | 2,885 | 13 | 308 |
| 60 | Talbot County..... | 324 | 196 | 33,770 | 30,852 | 2,798 | 1,037 | 905 | 336 | 79 | 6,333 | 30 | 1,030 |
| 61 | Easton..... | 188 | 132 | 26,807 | 25,577 | 2,442 | 863 | 752 | 185 | 32 | 4,380 | 17 | 679 |
| 62 | Remainder of County..... | 136 | 64 | 6,963 | 5,275 | 356 | 174 | 153 | 151 | 47 | 1,953 | 13 | 351 |
| 63 | Washington County..... | 910 | 630 | 88,357 | 83,007 | 9,478 | 4,170 | 3,516 | 873 | 205 | 19,043 | 185 | 7,038 |
| 64 | Hagerstown..... | 626 | 444 | 68,113 | 64,921 | 7,979 | 3,413 | 2,912 | 577 | 133 | 13,841 | 120 | 4,801 |
| 65 | Remainder of County..... | 284 | 186 | 20,244 | 18,086 | 1,499 | 757 | 604 | 296 | 72 | 5,202 | 65 | 2,237 |
| 66 | Wicomico County..... | 568 | 320 | 62,592 | 57,302 | 7,222 | 2,652 | 2,294 | 549 | 138 | 12,231 | 62 | 2,673 |
| 67 | Salisbury..... | 366 | 236 | 49,641 | 47,095 | 6,343 | 2,341 | 2,014 | 333 | 72 | 9,548 | 40 | 2,250 |
| 68 | Remainder of County..... | 202 | 84 | 12,951 | 10,207 | 879 | 311 | 280 | 216 | 66 | 2,683 | 22 | 423 |
| 69 | Worcester County..... | 428 | 284 | 37,008 | 34,364 | 2,942 | 1,315 | 1,129 | 455 | 95 | 6,323 | 106 | 3,364 |
| 70 | Pocomoke City..... | 100 | 82 | 11,687 | 11,275 | 1,015 | 490 | 394 | 102 | 19 | 1,771 | 13 | 297 |
| 71 | Remainder of County..... | 328 | 202 | 25,321 | 23,089 | 1,927 | 825 | 735 | 353 | 76 | 4,552 | 93 | 3,067 |

Standard Notes: (D) Withheld to avoid disclosure. (NA) Not available. XXXX Not applicable. (Z) Less than \$500. ... Represents zero.

¹Takoma Park is in Montgomery and Prince Georges counties.

CITIES OF 2,500 INHABITANTS OR MORE

Kind-of-Business Group — Establishments and Sales

| Kind-of-business group—Continued | | | | | | | | | | | | | | | | | | Line No. | |
|----------------------------------|-----------------|-----------------------------|-----------------|--|-----------------|----------------------|-----------------|---------------------------|-----------------|--|-----------------|---------------------------------|-----------------|-------------------------|-----------------|-------------------------|-----------------|----------|----|
| General merchandise group | | Apparel, accessories stores | | Furniture, home furnishings, appliance dealers | | Automotive group | | Gasoline service stations | | Lumber, bldg. matls., hardware, farm equipment dealers | | Drug stores, proprietary stores | | Other retail stores | | Nonstore retailers | | | |
| Establishments (Number) | Sales (\$1,000) | Establishments (Number) | Sales (\$1,000) | Establishments (Number) | Sales (\$1,000) | Establishments (No.) | Sales (\$1,000) | Establishments (Number) | Sales (\$1,000) | Establishments (Number) | Sales (\$1,000) | Establishments (No.) | Sales (\$1,000) | Establishments (Number) | Sales (\$1,000) | Establishments (Number) | Sales (\$1,000) | | |
| 1,005 | 294,397 | 1,597 | 139,865 | 1,049 | 109,785 | 980 | 423,742 | 2,302 | 162,677 | 1,065 | 174,915 | 792 | 100,005 | 3,021 | 257,692 | 1,567 | 105,934 | 1 | |
| 22 | 8,490 | 56 | 5,987 | 41 | 3,701 | 56 | 11,631 | 118 | 5,699 | 44 | 7,180 | 26 | 2,287 | 109 | 5,831 | 29 | 840 | 2 | |
| 5 | 7,089 | 43 | 5,323 | 32 | 3,249 | 34 | 8,688 | 63 | 3,315 | 29 | 6,662 | 17 | 1,953 | 79 | 5,039 | 20 | 737 | 3 | |
| 3 | (D) | 7 | 318 | 5 | 303 | 9 | 2,135 | 5 | 376 | 6 | 273 | 4 | 265 | 20 | (D) | ... | ... | 4 | |
| 1 | (D) | 2 | (D) | ... | ... | 2 | (D) | 3 | 173 | 4 | 84 | 1 | (D) | 2 | (D) | ... | ... | 5 | |
| 10 | 379 | 4 | (D) | 4 | 149 | 11 | (D) | 47 | 1,835 | 5 | 161 | 4 | (D) | 5 | 188 | 9 | ... | 6 | |
| 49 | 5,694 | 68 | 5,045 | 33 | 3,300 | 35 | 13,496 | 162 | 10,195 | 36 | 6,075 | 27 | 4,043 | 109 | 8,435 | 58 | 1,132 | 7 | |
| 14 | 1,901 | 47 | 3,086 | 20 | 2,345 | 21 | 10,046 | 32 | 1,936 | 14 | 3,337 | 12 | 1,567 | 44 | 3,113 | 5 | 32 | 8 | |
| 35 | 3,793 | 21 | 1,959 | 13 | 955 | 14 | 3,450 | 130 | 8,259 | 22 | 2,738 | 15 | 2,476 | 65 | 5,322 | 53 | 1,100 | 9 | |
| 294 | 184,558 | 891 | 83,891 | 496 | 65,814 | 289 | 172,773 | 614 | 50,268 | 376 | 47,565 | 425 | 49,084 | 1,362 | 100,048 | 900 | 76,098 | 10 | |
| 59 | 16,263 | 82 | 5,970 | 56 | 5,634 | 85 | 30,772 | 250 | 19,303 | 96 | 19,104 | 78 | 11,458 | 207 | 15,190 | 85 | 3,079 | 11 | |
| 24 | 1,312 | 3 | (D) | 5 | (D) | 6 | 1,696 | 19 | 746 | 9 | 1,094 | 1 | (D) | 11 | 1,457 | 10 | 58 | 12 | |
| 17 | 686 | 20 | 698 | 7 | 382 | 14 | 3,586 | 30 | 2,000 | 21 | 3,070 | 9 | 617 | 34 | 7,508 | 8 | 122 | 13 | |
| 49 | 3,514 | 9 | 619 | 28 | 1,648 | 34 | 8,384 | 57 | 2,614 | 33 | 5,474 | 13 | 965 | 76 | 8,833 | 59 | 1,208 | 14 | |
| 12 | 1,329 | 3 | 378 | 10 | 762 | 13 | 4,686 | 18 | 955 | 9 | 2,884 | 6 | 686 | 28 | 3,564 | 15 | 273 | 15 | |
| 37 | 2,185 | 6 | 241 | 18 | 886 | 21 | 3,698 | 39 | 1,659 | 24 | 2,590 | 7 | 279 | 48 | 5,269 | 44 | 935 | 16 | |
| 21 | 1,555 | 14 | 513 | 13 | 1,023 | 26 | 8,061 | 50 | 3,004 | 23 | 2,710 | 12 | 567 | 50 | 4,576 | 13 | 1,353 | 17 | |
| 9 | 1,058 | 9 | 424 | 7 | 451 | 9 | 3,354 | 12 | 930 | 7 | 1,844 | 3 | 192 | 17 | 2,024 | 6 | 110 | 18 | |
| 12 | 497 | 5 | 89 | 6 | 572 | 17 | 4,707 | 38 | 2,074 | 16 | 866 | 9 | 375 | 33 | 2,552 | 7 | 1,243 | 19 | |
| 41 | 3,291 | 5 | 192 | 8 | 117 | 20 | 4,269 | 42 | 2,424 | 14 | 2,570 | 5 | 545 | 21 | (D) | 1 | (D) | 20 | |
| 20 | 1,739 | 22 | 1,537 | 19 | 1,287 | 10 | 6,420 | 30 | 981 | 20 | 3,200 | 6 | 451 | 42 | 3,536 | 5 | 100 | 21 | |
| 9 | 1,258 | 22 | 1,537 | 16 | 1,243 | 9 | (D) | 11 | 409 | 13 | 2,418 | 6 | 451 | 27 | (D) | 5 | 100 | 22 | |
| 11 | 481 | ... | ... | 3 | 44 | 1 | (D) | 19 | 572 | 7 | 782 | ... | ... | 15 | (D) | ... | ... | 23 | |
| 49 | 6,562 | 41 | 2,822 | 32 | 2,446 | 40 | 10,264 | 83 | 4,071 | 41 | 6,148 | 14 | 1,365 | 125 | 10,162 | 43 | 1,188 | 24 | |
| 3 | 378 | 1 | (D) | 2 | (D) | 4 | 1,366 | 4 | 132 | 2 | (D) | 2 | (D) | 9 | 605 | 4 | 28 | 25 | |
| 15 | 5,085 | 33 | 2,568 | 17 | 1,331 | 26 | 6,149 | 39 | 2,450 | 20 | 3,360 | 6 | 1,101 | 69 | 5,773 | 11 | 369 | 26 | |
| 31 | 1,099 | 7 | (D) | 13 | (D) | 10 | 2,749 | 40 | 1,489 | 19 | (D) | 6 | (D) | 47 | 3,784 | 28 | 791 | 27 | |
| 18 | 1,095 | 3 | 103 | 6 | 239 | 20 | 4,863 | 38 | 1,080 | 15 | 1,433 | 5 | 377 | 19 | (D) | 2 | (D) | 28 | |
| 51 | 3,788 | 30 | 2,662 | 29 | 2,382 | 41 | 12,708 | 74 | 5,013 | 30 | 4,518 | 13 | 1,711 | 55 | 6,450 | 23 | 1,156 | 29 | |
| 7 | 638 | 6 | 434 | 5 | 303 | 9 | 3,170 | 16 | 1,195 | 4 | 840 | 4 | 593 | 10 | 1,296 | 3 | 669 | 30 | |
| 5 | 779 | 14 | 1,423 | 8 | 1,394 | 8 | 4,498 | 9 | 796 | 13 | 1,143 | 2 | (D) | 15 | (D) | 5 | 78 | 31 | |
| 7 | 484 | 6 | 678 | 10 | 482 | 6 | 1,126 | 14 | 988 | 4 | 478 | 6 | 624 | 10 | (D) | 3 | (D) | 32 | |
| 32 | 1,887 | 4 | 127 | 6 | 203 | 18 | 3,914 | 35 | 2,034 | 9 | 2,057 | 1 | (D) | 20 | 2,781 | 12 | (D) | 33 | |
| 15 | 838 | 2 | (D) | 6 | (D) | 13 | 6,068 | 39 | 2,759 | 10 | 1,027 | 3 | (D) | 16 | 1,935 | 12 | 140 | 34 | |
| 11 | 913 | 8 | 466 | 12 | 472 | 10 | 2,898 | 17 | 746 | 18 | 2,511 | 5 | 272 | 26 | 3,523 | 6 | 150 | 35 | |
| 4 | 650 | 7 | (D) | 8 | 350 | 7 | (D) | 7 | 362 | 7 | 992 | 2 | (D) | 14 | 2,407 | 2 | (D) | 36 | |
| 7 | 263 | 1 | (D) | 4 | 122 | 3 | (D) | 10 | 384 | 11 | 1,519 | 3 | (D) | 12 | 1,116 | 4 | (D) | 37 | |
| 42 | 28,065 | 93 | 12,312 | 61 | 6,203 | 65 | 43,879 | 140 | 15,896 | 76 | 21,267 | 39 | 9,153 | 204 | 17,582 | 77 | 10,568 | 38 | |
| 5 | (D) | 14 | 1,215 | 6 | 698 | 7 | 3,364 | 14 | 1,524 | 12 | 2,775 | 2 | (D) | 16 | 1,248 | 12 | 140 | 39 | |
| ... | ... | 1 | (D) | 2 | (D) | 1 | (D) | 5 | 687 | 1 | (D) | 1 | (D) | 4 | 195 | 4 | 52 | 40 | |
| 37 | (D) | 78 | (D) | 53 | (D) | 57 | (D) | 121 | 13,685 | 63 | (D) | 36 | 8,277 | 184 | 16,139 | 61 | 10,376 | 41 | |
| 46 | 5,392 | 67 | 4,660 | 49 | 2,861 | 62 | 34,591 | 195 | 17,792 | 70 | 16,041 | 43 | 9,202 | 168 | 10,922 | 81 | 2,168 | 42 | |
| 2 | (D) | 5 | 693 | 2 | (D) | 3 | (D) | 6 | 637 | 4 | (D) | 2 | (D) | 4 | 309 | ... | ... | 43 | |
| 1 | (D) | ... | ... | 1 | (D) | 3 | 1,377 | 5 | 576 | ... | ... | ... | ... | 1 | (D) | 2 | (D) | 44 | |
| 2 | (D) | 1 | (D) | 2 | (D) | 3 | 53 | 6 | 508 | 1 | (D) | 1 | (D) | 1 | (D) | ... | ... | 45 | |
| ... | ... | ... | ... | ... | ... | ... | ... | 2 | (D) | ... | ... | ... | ... | 2 | (D) | 8 | 104 | 46 | |
| 2 | (D) | 8 | 464 | ... | (D) | 10 | 3,078 | 10 | 1,173 | 2 | (D) | 4 | 742 | 11 | 939 | 3 | 27 | 47 | |
| 1 | (D) | 2 | (D) | ... | ... | ... | ... | 1 | (D) | ... | ... | ... | 1 | (D) | 1 | (D) | 2 | (D) | 48 |
| 5 | 401 | 15 | 729 | ... | 335 | ... | 19,187 | 23 | 2,474 | 8 | 507 | 7 | 1,698 | 18 | 745 | 12 | 380 | 49 | |
| 3 | 625 | 10 | 721 | 9 | 805 | 5 | 3,595 | 5 | 1,381 | 4 | 722 | 3 | 373 | 18 | 1,930 | 3 | 78 | 50 | |
| 2 | (D) | 3 | 233 | 3 | 84 | 1 | (D) | 15 | 617 | 1 | (D) | 4 | 836 | 8 | 424 | 4 | (D) | 51 | |
| ... | ... | 2 | (D) | 2 | (D) | 2 | (D) | 8 | 888 | 3 | 259 | 3 | 485 | 6 | 407 | 2 | (D) | 52 | |
| 1 | (D) | 3 | 177 | 2 | (D) | 1 | (D) | 4 | 447 | 1 | (D) | 1 | (D) | 8 | 190 | 2 | (D) | 53 | |
| 26 | 2,502 | 18 | 1,449 | 20 | 860 | 24 | 5,483 | 110 | 8,658 | 46 | 12,785 | 17 | 3,567 | 90 | 5,526 | 43 | 1,358 | 54 | |
| 23 | 1,269 | 4 | 98 | 7 | 299 | 7 | 599 | 33 | 1,419 | 23 | 2,707 | 4 | 256 | 28 | 2,644 | 8 | 72 | 55 | |
| 34 | 2,813 | 15 | 811 | 6 | 643 | 14 | 3,026 | 26 | 2,171 | 13 | 1,542 | 4 | 695 | 29 | 1,889 | 9 | 566 | 56 | |
| 23 | 889 | 9 | 358 | 6 | 543 | 13 | 1,757 | 27 | 1,322 | 10 | 768 | 5 | 436 | 37 | 4,645 | 6 | 22 | 57 | |
| 3 | 409 | 3 | 116 | 3 | 250 | 9 | 661 | 5 | 302 | 4 | 323 | 2 | (D) | 7 | 432 | 4 | (D) | 58 | |
| 20 | 480 | 6 | 242 | 3 | 293 | 4 | 1,096 | 22 | 1,020 | 6 | 445 | 3 | (D) | 30 | 4,213 | 2 | (D) | 59 | |
| 14 | 545 | 25 | 1,426 | 21 | 1,762 | 15 | 5,047 | 46 | 2,210 | 15 | 2,383 | 8 | 1,159 | 53 | 11,176 | 18 | 699 | 60 | |
| 5 | (D) | 24 | (D) | 18 | 1,505 | 13 | (D) | 20 | 1,004 | 12 | 1,929 | 5 | (D) | 36 | 9,220 | 6 | (D) | 61 | |
| 9 | (D) | 1 | (D) | 3 | 257 | 2 | (D) | 26 | 1,206 | 3 | 454 | 3 | (D) | 17 | 1,956 | 12 | (D) | 62 | |
| 22 | 7,431 | 71 | 5,866 | 50 | 3,769 | 49 | 17,187 | 104 | 5,712 | 31 | 8,151 | 25 | 2,366 | 117 | 8,816 | 51 | 2,978 | 63 | |
| 10 | 6,795 | 62 | 5,295 | 38 | 3,252 | 37 | 14,821 | 61 | 3,776 | 23 | 4,925 | 16 | 1,834 | 82 | 5,922 | 44 | 2,851 | 64 | |
| 12 | 636 | 9 | 571 | 12 | 517 | 12 | 2,366 | 43 | 1,936 | 8 | 3,226 | 9 | 532 | 35 | 2,894 | 7 | 127 | 65 | |
| 29 | 4,853 | 39 | 4,835 | 40 | 3,286 | 34 | 11,947 | 70 | 3,475 | 20 | 5,824 | 14 | 1,538 | 73 | 10,140 | 49 | 1,790 | 66 | |
| 12 | 4,145 | 37 | (D) | 30 | 3,000 | 23 | 10,005 | 44 | 2,432 | 14 | (D) | 10 | 1,397 | 49 | 5,405 | 35 | 1,649 | 67 | |
| 17 | 708 | 2 | (D) | 10 | 286 | 11 | 1,942 | 26 | 1,043 | 6 | (D) | 4 | 141 | 24 | 4,735 | 14 | 141 | 68 | |
| 32 | 2,822 | 24 | 1,227 | 18 | 1,405 | 22 | 7,820 | 38 | 1,777 | 21 | 2,553 | 8 | 907 | 50 | 8,462 | 14 | 348 | 69 | |
| 12 | 1,745 | 8 | 418 | 9 | 624 | 8 | 4,239 | 11 | 477 | 5 | 550 | 2 | (D) | 11 | 1,316 | 2 | (D) | 70 | |
| 20 | 1,077 | 16 | 809 | 9 | 781 | 14 | 3,581 | 27 | 1,300 | 16 | 2,003 | 6 | (D) | 39 | 7,146 | 12 | (D) | 71 | |

RETAIL TRADE—AREA STATISTICS

Table 102A. RETAIL TRADE: 1948¹—COUNTIES; CITIES OF 2,500 INHABITANTS OR MORE

Establishments and Sales

| County and city | Establishments, 1948 (Number) | Sales, 1948 (\$1,000) | County and city | Establishments, 1948 (Number) | Sales, 1948 (\$1,000) | County and city | Establishments, 1948 (Number) | Sales, 1948 (\$1,000) |
|--------------------------|----------------------------------|--------------------------|---------------------------------------|----------------------------------|--------------------------|---------------------------------------|----------------------------------|--------------------------|
| Maryland, total..... | 23,518 | 1,871,099 | Dorchester County..... | 347 | 19,276 | Prince Georges County—Con. | | |
| Allegany County..... | 1,044 | 72,089 | Cambridge..... | 194 | 14,511 | Greenbelt..... | 9 | (D) |
| Cumberland..... | 550 | 53,900 | Remainder of County..... | 153 | 4,765 | Hyattsville..... | 84 | 14,316 |
| Frostburg..... | 122 | 6,928 | Frederick County..... | 723 | 49,777 | Laurel..... | 80 | 7,313 |
| Westernport..... | 47 | 2,172 | Brunswick..... | 52 | 3,652 | Mt. Rainier..... | 42 | 4,607 |
| Remainder of County..... | 325 | 9,089 | Frederick..... | 320 | 31,422 | Riverdale..... | 30 | 3,011 |
| Anne Arundel County..... | 911 | 55,460 | Remainder of County..... | 351 | 14,703 | Takoma Park (Part) ² | 7 | (D) |
| Annapolis..... | 244 | 22,037 | Garrett County..... | 213 | 12,240 | Remainder of County..... | 541 | (D) |
| Remainder of County..... | 667 | 33,423 | Harford County..... | 519 | 33,900 | Queen Annes County..... | 188 | 9,219 |
| Baltimore City..... | 11,717 | 1,017,626 | Aberdeen..... | 57 | 5,969 | St. Marys County..... | 260 | 12,276 |
| Baltimore County..... | 1,724 | 117,759 | Bel Air..... | 82 | 8,743 | Somerset County..... | 273 | 15,011 |
| Calvert County..... | 152 | 6,736 | Havre de Grace..... | 122 | 6,582 | Crisfield..... | 98 | 4,154 |
| Caroline County..... | 256 | 17,686 | Remainder of County..... | 258 | 12,606 | Remainder of County..... | 175 | 10,857 |
| Carroll County..... | 447 | 32,802 | Howard County..... | 208 | 10,131 | Talbot County..... | 293 | 23,093 |
| Westminster..... | 122 | 13,053 | Kent County..... | 214 | 11,426 | Easton..... | 145 | 15,801 |
| Remainder of County..... | 325 | 19,749 | Chestertown..... | 82 | 7,455 | Remainder of County..... | 148 | 7,292 |
| Cecil County..... | 403 | 19,917 | Remainder of County..... | 132 | 3,971 | Washington County..... | 879 | 62,437 |
| Elkton..... | 104 | 7,122 | Montgomery County..... | 722 | 103,670 | Hagerstown..... | 528 | 47,738 |
| Remainder of County..... | 299 | 12,795 | Rockville..... | 57 | 10,033 | Remainder of County..... | 351 | 14,699 |
| Charles County..... | 236 | 13,157 | Takoma Park (Part) ² | 46 | 5,779 | Wicomico County..... | 505 | 44,324 |
| | | | Remainder of County..... | 619 | 87,858 | Salisbury..... | 307 | 33,968 |
| | | | Prince Georges County..... | 846 | 77,075 | Remainder of County..... | 198 | 10,356 |
| | | | Bladensburg..... | 19 | 1,948 | Worcester County..... | 438 | 34,012 |
| | | | Brentwood..... | 11 | 3,691 | Pocomoke City..... | 96 | 11,967 |
| | | | Capitol Heights..... | 23 | 2,329 | Remainder of County..... | 342 | 22,045 |

Standard Notes: (D) Withheld to avoid disclosure. (NA) Not available.

¹Data in this table differ from those which appeared in the publications of the 1948 Census of Retail Trade. For a description of the adjustments see Comparison of 1948 and 1954 Censuses in the Introduction. ²Takoma Park is in Montgomery and Prince Georges Counties.

Table 103. RETAIL TRADE: 1954 — STANDARD METROPOLITAN AREAS

Establishments, Sales, Payroll, and Personnel, by Kind of Business

| Standard metropolitan area and kind of business | Establishments | | Sales | | Payroll, entire year (\$1,000) | Payroll, workweek ended nearest Nov. 15 | | Paid employees, workweek ended nearest Nov. 15 | | Proprietors (unincorporated businesses only) ¹ (Number) |
|---|-----------------------------|-----------------------|--|---------------------------------------|--------------------------------|---|-------------------------|--|------------------------|--|
| | Total ¹ (Number) | With payroll (Number) | Total, all establishments ¹ (\$1,000) | Establishments with payroll (\$1,000) | | Total (Dollars) | Full workweek (Dollars) | Total (Number) | Full workweek (Number) | |
| BALTIMORE STANDARD METROPOLITAN AREA—Consists of Baltimore City, Baltimore and Anne Arundel Counties, Md. | | | | | | | | | | |
| Retail trade, total..... | 14,621 | 9,189 | 1,560,485 | 1,449,345 | 190,529 | 3,728,026 | 3,414,688 | 81,227 | 65,421 | 14,919 |
| Food Stores | | | | | | | | | | |
| Total..... | 4,209 | 1,953 | 378,519 | 323,407 | 24,919 | 488,846 | 438,078 | 10,498 | 7,875 | 4,501 |
| Grocery stores..... | 2,441 | 1,147 | 309,198 | 271,442 | 18,814 | 367,911 | 328,541 | 7,478 | 5,500 | 2,607 |
| Meat markets..... | 237 | 145 | 16,324 | 13,772 | 1,153 | 21,178 | 18,237 | 435 | 303 | 273 |
| Fish (seafood) markets..... | 105 | 55 | 5,160 | 4,426 | 461 | 9,065 | 8,810 | 181 | 164 | 120 |
| Fruit stores, vegetable markets..... | 269 | 69 | 7,075 | 3,831 | 277 | 4,897 | 4,641 | 126 | 109 | 316 |
| Candy, nut, confectionery stores..... | 563 | 143 | 11,677 | 4,911 | 493 | 9,997 | 8,572 | 329 | 235 | 578 |
| Bakery products stores..... | 255 | 199 | 11,566 | 10,542 | 2,455 | 50,561 | 46,490 | 1,271 | 1,030 | 263 |
| Bakeries, with baking on premises..... | (NA) | 151 | (NA) | 7,969 | 1,888 | 39,142 | 35,724 | 989 | 787 | (NA) |
| Bakeries, without baking on premises..... | (NA) | 48 | (NA) | 2,573 | 567 | 11,419 | 10,766 | 282 | 243 | (NA) |
| Delicatessen stores..... | 106 | 76 | 6,042 | 5,324 | 406 | 8,061 | 7,163 | 257 | 201 | 118 |
| Food stores, n.e.c..... | 217 | 119 | 11,233 | 9,159 | 860 | 17,176 | 15,624 | 421 | 333 | 210 |
| Eating, Drinking Places | | | | | | | | | | |
| Total..... | 3,190 | 2,586 | 167,679 | 157,647 | 31,040 | 604,556 | 550,596 | 17,201 | 14,593 | 3,398 |
| Eating places (except refreshment stands)..... | 1,289 | 1,079 | 77,746 | 74,428 | 18,802 | 363,682 | 330,439 | 10,433 | 9,078 | 1,354 |
| Restaurants, cafeterias..... | (NA) | 987 | (NA) | 67,725 | 16,864 | 325,989 | 295,259 | 9,455 | 8,244 | (NA) |
| Caterers..... | (NA) | 19 | (NA) | 1,499 | 366 | 7,560 | 5,289 | 241 | 105 | (NA) |
| In-plant food contractors..... | (NA) | 73 | (NA) | 5,204 | 1,572 | 30,133 | 29,891 | 737 | 729 | (NA) |
| Refreshment stands..... | 176 | 158 | 7,549 | 7,331 | 1,263 | 20,989 | 16,903 | 732 | 479 | 137 |
| Drinking places..... | 1,719 | 1,349 | 82,282 | 75,888 | 10,975 | 219,885 | 203,254 | 6,036 | 5,036 | 1,899 |
| General Merchandise Group | | | | | | | | | | |
| Total..... | 402 | 258 | 206,915 | 203,317 | 36,855 | 762,052 | 661,912 | 19,218 | 13,968 | 375 |
| Department stores..... | 23 | 23 | 163,845 | 163,845 | 30,747 | 642,024 | 560,538 | 15,260 | 11,405 | ... |
| Dry goods, general merchandise stores..... | 176 | 100 | 11,724 | 10,192 | 1,509 | 30,914 | 28,703 | 661 | 521 | 177 |
| General stores..... | 52 | 24 | 3,238 | 2,412 | 132 | 2,365 | 1,981 | 69 | 44 | 58 |
| Variety stores..... | 149 | 111 | 27,632 | 26,868 | 4,467 | 86,749 | 70,690 | 3,228 | 1,998 | 138 |
| Apparel, Accessories Stores | | | | | | | | | | |
| Total..... | 1,041 | 819 | 94,906 | 90,322 | 12,934 | 238,242 | 218,267 | 5,032 | 3,998 | 946 |
| Shoe stores..... | 223 | 175 | 18,164 | 17,282 | 2,413 | 44,600 | 39,318 | 888 | 647 | 149 |
| Men's shoe stores..... | (NA) | 39 | (NA) | 3,196 | 452 | 8,631 | 8,101 | 150 | 124 | (NA) |
| Women's shoe stores..... | (NA) | 20 | (NA) | 3,070 | 414 | 7,554 | 6,883 | 148 | 100 | (NA) |
| Children's, juveniles' shoe stores..... | (NA) | 4 | (NA) | 311 | 19 | 380 | 380 | 8 | 8 | (NA) |
| Family shoe stores..... | (NA) | 112 | (NA) | 10,705 | 1,528 | 28,035 | 24,254 | 582 | 410 | (NA) |
| Men's, boys' clothing and furnishings stores..... | (NA) | 185 | (NA) | 23,315 | 3,146 | 55,410 | 51,697 | 983 | 788 | (NA) |
| Men's, boys' clothing stores..... | (NA) | 109 | (NA) | 18,720 | 2,660 | 46,799 | 43,792 | 801 | 649 | (NA) |
| Men's, boys' furnishings stores..... | (NA) | 76 | (NA) | 4,595 | 486 | 8,611 | 7,905 | 182 | 139 | (NA) |
| Family clothing stores..... | (NA) | 65 | (NA) | 13,158 | 1,720 | 33,252 | 32,075 | 751 | 689 | (NA) |
| Women's clothing, specialty stores..... | 327 | 281 | 29,431 | 28,559 | 4,711 | 84,317 | 76,519 | 1,954 | 1,542 | 295 |
| Ready-to-wear stores..... | (NA) | 202 | (NA) | 24,027 | 3,960 | 70,973 | 64,610 | 1,635 | 1,289 | (NA) |
| Millinery stores..... | (NA) | 28 | (NA) | 1,132 | 186 | 3,601 | 3,114 | 98 | 71 | (NA) |
| Clothing, specialty stores, n.e.c..... | (NA) | 51 | (NA) | 3,400 | 565 | 9,743 | 8,795 | 221 | 182 | (NA) |
| Children's, infants' wear stores..... | 67 | 57 | 3,887 | 3,643 | 310 | 6,393 | 4,873 | 217 | 118 | 84 |
| Apparel stores, n.e.c..... | 86 | 56 | 4,891 | 4,365 | 634 | 14,270 | 13,485 | 239 | 209 | 92 |
| Furniture, Home Furnishings, Appliance Dealers | | | | | | | | | | |
| Total..... | 585 | 413 | 74,748 | 72,174 | 12,223 | 233,910 | 227,458 | 3,697 | 3,432 | 547 |
| Furniture, home furnishings stores..... | 381 | 273 | 54,248 | 52,652 | 9,311 | 178,690 | 173,496 | 2,815 | 2,604 | 355 |
| Furniture stores..... | (NA) | 173 | (NA) | 44,617 | 7,668 | 146,715 | 142,780 | 2,210 | 2,062 | (NA) |
| Floor covering stores..... | (NA) | 25 | (NA) | 3,413 | 750 | 13,438 | 13,090 | 215 | 207 | (NA) |
| Home furnishings stores, n.e.c., antique stores..... | (NA) | 75 | (NA) | 4,622 | 893 | 18,537 | 17,626 | 390 | 335 | (NA) |
| Household appliance, radio, TV stores..... | 198 | 140 | 20,396 | 19,522 | 2,912 | 55,220 | 53,962 | 882 | 828 | 186 |
| Household appliance stores..... | (NA) | 52 | (NA) | 5,493 | 975 | 17,559 | 17,163 | 311 | 301 | (NA) |
| Appliance, radio, TV stores..... | (NA) | 51 | (NA) | 11,914 | 1,512 | 29,226 | 28,634 | 424 | 390 | (NA) |
| Radio, TV stores..... | (NA) | 37 | (NA) | 2,835 | 425 | 8,435 | 8,165 | 147 | 137 | (NA) |
| Automotive Group | | | | | | | | | | |
| Total..... | 409 | 333 | 217,041 | 215,363 | 22,182 | 415,255 | 408,800 | 5,891 | 5,252 | 313 |
| Passenger car dealers (franchised)..... | 124 | 118 | 181,099 | 180,973 | 18,468 | 346,564 | 344,332 | 4,354 | 4,277 | 55 |
| Passenger car dealers (nonfranchised)..... | 151 | 111 | 19,390 | 18,418 | 1,670 | 28,772 | 27,817 | 437 | 410 | 160 |
| Tire, battery, accessory dealers..... | 105 | 79 | 12,965 | 12,443 | 1,738 | 33,734 | 30,628 | 601 | 474 | 72 |
| Motorcycle, aircraft, boat dealers..... | 19 | 17 | (D) | (D) | (D) | (D) | (D) | (D) | (D) | (D) |
| Household trailer dealers..... | 6 | 6 | 1,304 | 1,304 | 64 | 1,164 | 1,120 | 22 | 19 | 0 |
| Automotive dealers, n.e.c..... | 2 | 2 | (D) | (D) | (D) | (D) | (D) | (D) | (D) | (D) |
| Gasoline Service Stations | | | | | | | | | | |
| Total..... | 1,026 | 842 | 79,766 | 74,608 | 7,467 | 150,496 | 136,540 | 3,226 | 2,506 | 1,081 |
| Lumber, Bldg. Mats., Hardware, Farm Equipment Dealers | | | | | | | | | | |
| Total..... | 508 | 316 | 72,744 | 68,882 | 8,600 | 161,819 | 158,051 | 2,490 | 2,338 | 491 |
| Farm equipment dealers..... | 18 | 16 | (D) | 3,017 | 356 | 7,539 | 7,400 | 151 | 147 | (D) |
| Lumber, building materials dealers..... | 119 | 85 | 49,696 | 49,128 | 5,646 | 106,588 | 104,960 | 1,536 | 1,481 | 83 |
| Paint, glass, wallpaper stores..... | 51 | 21 | (D) | 1,252 | 207 | 3,601 | 3,385 | 61 | 56 | (D) |
| Plumbing, electrical supply stores..... | 23 | 19 | 3,811 | 3,793 | 1,001 | 18,272 | 18,170 | 228 | 226 | 17 |
| Hardware stores..... | 293 | 175 | 14,372 | 11,992 | 1,390 | 25,799 | 24,136 | 514 | 428 | 323 |
| Drug Stores, Proprietary Stores | | | | | | | | | | |
| Total..... | 530 | 502 | 64,585 | 63,979 | 7,752 | 150,382 | 121,424 | 4,502 | 2,823 | 529 |
| Drug stores..... | (NA) | 476 | (NA) | 61,785 | 7,553 | 146,876 | 118,622 | 4,399 | 2,747 | (NA) |
| Proprietary stores..... | (NA) | 26 | (NA) | 2,191 | 199 | 3,506 | 2,802 | 103 | 76 | (NA) |
| Other Retail Stores | | | | | | | | | | |
| Total..... | 1,678 | 968 | 123,673 | 110,651 | 14,972 | 283,888 | 269,736 | 5,310 | 4,633 | 1,709 |
| Liquor stores..... | 302 | 238 | 30,198 | 27,474 | 1,745 | 33,626 | 30,779 | 737 | 598 | 334 |
| Fuel, ice dealers..... | 225 | 95 | 25,544 | 24,188 | 3,581 | 66,374 | 64,273 | 1,098 | 1,012 | 202 |
| Fuel dealers (coal, wood)..... | (NA) | 26 | (NA) | 4,465 | 598 | 12,260 | 11,535 | 281 | 243 | (NA) |
| Liquefied petroleum gas dealers..... | (NA) | 9 | (NA) | 1,986 | 394 | 7,673 | 7,546 | 100 | 96 | (NA) |
| Fuel oil dealers..... | (NA) | 51 | (NA) | 16,899 | 2,457 | 44,022 | 42,868 | 670 | 634 | (NA) |
| Ice dealers..... | (NA) | 9 | (NA) | 838 | 132 | 2,419 | 2,324 | 47 | 39 | (NA) |
| Hay, grain, feed stores..... | 40 | 30 | 7,506 | 6,894 | 432 | 8,534 | 8,163 | 170 | 161 | 44 |
| Farm, garden supply stores..... | 14 | 10 | 3,183 | 3,169 | 409 | 7,566 | 7,566 | 119 | 119 | 14 |

Standard Notes: (D) Withheld to avoid disclosure. (NA) Not available. n.e.c. Not elsewhere classified. XXX Not applicable. (Z) Less than \$500. ... Represents zero.
¹ Group totals may include data for establishments without payroll which could not be classified by detailed kind of business.

RETAIL TRADE—AREA STATISTICS

Table 103. RETAIL TRADE: 1954 — STANDARD METROPOLITAN AREAS — Continued

Establishments, Sales, Payroll, and Personnel, by Kind of Business

| Standard metropolitan area and kind of business | Establishments | | Sales | | Payroll, entire year (\$1,000) | Payroll, workweek ended nearest Nov. 15 | | Paid employees, workweek ended nearest Nov. 15 | | Proprietors (un- incorporated businesses only) ¹ (Number) |
|---|--------------------------------|-----------------------------|---|--|---|--|------------------|--|------------------|--|
| | Total ¹ (Number) | With payroll (Number) | Total, all establish- ments ¹ (\$1,000) | Establish- ments with payroll (\$1,000) | | Total | Full workweek | Total | Full workweek | |
| BALTIMORE STANDARD METROPOLITAN AREA—Con. | | | | | | | | | | |
| Other retail stores—Con. | | | | | | | | | | |
| Jewelry stores..... | 165 | 111 | 17,836 | 16,758 | 3,204 | 59,761 | 58,191 | 1,005 | 917 | 148 |
| Book stores..... | 32 | 18 | 1,232 | 986 | 142 | 2,361 | 999 | 69 | 20 | 26 |
| Stationery stores..... | 31 | 27 | 4,324 | 4,242 | 1,053 | 17,196 | 16,811 | 334 | 309 | 24 |
| Sporting goods stores..... | 59 | 31 | 3,856 | 3,222 | 372 | 7,206 | 6,275 | 133 | 96 | 52 |
| Bicycle stores..... | 7 | 7 | 189 | 127 | 8 | 136 | 3 | 3 | 2 | 3 |
| Florists..... | 154 | 80 | 4,509 | 3,601 | 576 | 11,734 | 10,955 | 283 | 255 | 185 |
| Cigar stores, stands..... | 18 | 10 | 667 | 769 | 54 | 915 | 814 | 26 | 19 | 18 |
| News dealers, newsstands..... | 38 | 14 | 1,437 | 1,033 | 100 | 2,377 | 2,173 | 102 | 84 | 38 |
| Gift, novelty, souvenir stores..... | 88 | 44 | 2,335 | 1,573 | 197 | 4,357 | 3,410 | 128 | 77 | 93 |
| Music stores..... | 55 | 35 | (D) | (D) | (D) | (D) | (D) | (D) | (D) | (D) |
| Camera, photographic supply stores..... | 13 | 9 | 2,047 | 2,015 | 214 | 4,903 | 4,632 | 81 | 74 | 14 |
| Luggage, leather goods stores..... | 4 | 4 | (D) | (D) | (D) | (D) | (D) | (D) | (D) | (D) |
| Optical goods stores..... | 32 | 26 | 2,496 | 2,322 | 844 | 15,423 | 15,355 | 199 | 196 | 24 |
| Office, store machine and equipment dealers..... | 6 | 4 | 233 | (D) | 52 | 1,041 | 1,030 | 20 | 19 | 10 |
| Retail stores (except second-hand) n.e.c..... | 85 | 85 | 4,321 | 4,321 | 555 | 11,806 | 11,142 | 228 | 192 | 81 |
| Second-hand stores..... | 138 | 94 | 4,378 | 3,972 | 749 | 15,284 | 14,510 | 295 | 258 | 153 |
| Nonstore Retailers | | | | | | | | | | |
| Total..... | 1,043 | 199 | 80,309 | 68,995 | 11,585 | 238,580 | 223,826 | 4,562 | 4,003 | 1,029 |
| Mail order houses..... | 18 | 10 | (D) | (D) | (D) | (D) | (D) | (D) | (D) | (D) |
| Direct selling (house-to-house) organizations..... | 939 | 155 | 32,555 | 22,039 | 5,315 | 88,036 | 85,479 | 1,348 | 1,165 | 931 |
| Merchandise vending machine operators..... | 86 | 34 | (D) | (D) | (D) | (D) | (D) | (D) | (D) | (D) |
| WASHINGTON STANDARD METROPOLITAN AREA—Consists of the District of Columbia; Alexandria and Falls Church Cities; Arlington and Fairfax Counties, Va.; Montgomery and Prince Georges Counties, Md. | | | | | | | | | | |
| Retail trade, total..... | 11,122 | 8,506 | 2,023,841 | 1,966,273 | 258,321 | 5,012,652 | 4,684,362 | 94,600 | 80,433 | 10,211 |
| Food Stores | | | | | | | | | | |
| Total..... | 2,330 | 1,576 | 466,946 | 444,940 | 34,192 | 657,907 | 589,634 | 11,169 | 8,638 | 2,364 |
| Grocery stores..... | 1,578 | 1,064 | 426,311 | 409,299 | 29,613 | 565,436 | 504,805 | 8,962 | 6,841 | 1,581 |
| Meat markets..... | 74 | 48 | 5,585 | 4,417 | 334 | 7,068 | 6,622 | 144 | 120 | 79 |
| Fish (seafood) markets..... | 27 | 21 | 1,387 | 1,333 | 150 | 2,647 | 2,570 | 56 | 50 | 26 |
| Fruit stores, vegetable markets..... | 78 | 26 | 2,408 | 1,606 | 101 | 2,328 | 1,965 | 58 | 45 | 100 |
| Candy, nut, confectionery stores..... | 57 | 43 | 2,611 | 2,311 | 394 | 7,194 | 6,343 | 184 | 149 | 33 |
| Bakery products stores..... | 115 | 100 | 7,609 | 7,427 | 1,608 | 33,900 | 30,804 | 768 | 578 | 159 |
| Bakeries, with baking on premises..... | (NA) | 86 | (NA) | 6,826 | 1,500 | 31,502 | 28,659 | 712 | 538 | (NA) |
| Bakeries, without baking on premises..... | (NA) | 14 | (NA) | 601 | 108 | 2,398 | 2,135 | 56 | 40 | (NA) |
| Delicatessen stores..... | 238 | 156 | 14,701 | 12,677 | 1,195 | 23,764 | 21,568 | 587 | 483 | 272 |
| Food stores, n.e.c..... | 146 | 118 | 6,350 | 5,870 | 797 | 15,570 | 14,957 | 410 | 372 | 98 |
| Eating, Drinking Places | | | | | | | | | | |
| Total..... | 2,026 | 1,838 | 162,458 | 158,912 | 41,192 | 793,240 | 740,286 | 20,151 | 17,376 | 1,759 |
| Eating places (except refreshment stands)..... | 1,411 | 1,285 | 131,484 | 129,032 | 36,002 | 681,120 | 637,271 | 17,460 | 15,089 | 1,254 |
| Restaurants, cafeterias..... | (NA) | 1,255 | (NA) | 125,500 | 35,050 | 664,813 | 622,000 | 17,053 | 14,729 | (NA) |
| Caterers..... | (NA) | 14 | (NA) | 2,361 | 558 | 9,605 | 8,683 | 218 | 177 | (NA) |
| In-plant food contractors..... | (NA) | 16 | (NA) | 1,171 | 394 | 6,702 | 6,588 | 189 | 183 | (NA) |
| Refreshment stands..... | 235 | 201 | 8,645 | 8,171 | 1,303 | 27,284 | 25,238 | 640 | 528 | 136 |
| Drinking places..... | 374 | 352 | 22,185 | 21,709 | 3,887 | 84,836 | 77,777 | 2,051 | 1,759 | 361 |
| General Merchandise Group | | | | | | | | | | |
| Total..... | 363 | 257 | 260,142 | 257,006 | 44,880 | 909,027 | 839,104 | 19,917 | 16,852 | 325 |
| Department stores..... | 24 | 24 | 210,705 | 210,705 | 37,325 | 762,733 | 713,750 | 15,725 | 13,978 | ... |
| Dry goods, general merchandise stores..... | 114 | 68 | 9,640 | (D) | 1,196 | 24,026 | 22,799 | 457 | 396 | 115 |
| General stores..... | 22 | 20 | 1,902 | (D) | 101 | 1,957 | 1,737 | 50 | 39 | 31 |
| Variety stores..... | 197 | 145 | 37,779 | 36,271 | 6,258 | 120,311 | 100,818 | 3,685 | 2,439 | 173 |
| Apparel, Accessories Stores | | | | | | | | | | |
| Total..... | 1,010 | 878 | 142,594 | 138,776 | 20,941 | 406,392 | 376,391 | 7,562 | 6,485 | 768 |
| Shoe stores..... | 211 | 195 | 27,927 | 27,569 | 4,049 | 77,349 | 69,959 | 1,296 | 942 | 99 |
| Men's shoe stores..... | (NA) | 26 | (NA) | 1,909 | 204 | 4,033 | 3,902 | 62 | 55 | (NA) |
| Women's shoe stores..... | (NA) | 37 | (NA) | 7,814 | 1,197 | 22,284 | 20,840 | 352 | 270 | (NA) |
| Children's, juveniles' shoe stores..... | (NA) | 12 | (NA) | 920 | 148 | 2,647 | 2,446 | 44 | 34 | (NA) |
| Family shoe stores..... | (NA) | 120 | (NA) | 16,926 | 2,500 | 48,385 | 42,771 | 838 | 583 | (NA) |
| Men's, boys' clothing and furnishings stores..... | (NA) | 184 | (NA) | 24,398 | 3,603 | 67,232 | 65,030 | 995 | 884 | (NA) |
| Men's, boys' clothing stores..... | (NA) | 130 | (NA) | 20,250 | 3,073 | 57,900 | 56,212 | 824 | 742 | (NA) |
| Men's, boys' furnishings stores..... | (NA) | 54 | (NA) | 4,148 | 530 | 9,332 | 8,818 | 171 | 142 | (NA) |
| Family clothing stores..... | (NA) | 62 | (NA) | 16,338 | 2,894 | 59,569 | 52,072 | 1,046 | 970 | (NA) |
| Women's clothing, specialty stores..... | 369 | 327 | 61,231 | 60,533 | 8,932 | 173,530 | 161,356 | 3,736 | 3,243 | 303 |
| Ready-to-wear stores..... | (NA) | 250 | (NA) | 53,400 | 7,940 | 154,893 | 143,885 | 3,337 | 2,914 | (NA) |
| Millinery stores..... | (NA) | 36 | (NA) | 2,583 | 435 | 8,072 | 7,474 | 184 | 149 | (NA) |
| Clothing, specialty stores, n.e.c..... | (NA) | 41 | (NA) | 4,550 | 557 | 10,565 | 9,997 | 215 | 180 | (NA) |
| Children's, infants' wear stores..... | 79 | 69 | 6,038 | 5,834 | 733 | 13,808 | 13,385 | 284 | 254 | 76 |
| Apparel stores, n.e.c..... | 53 | 41 | 4,280 | 4,104 | 730 | 14,904 | 14,589 | 205 | 192 | 44 |
| Furniture, Home Furnishings, Appliance Dealers | | | | | | | | | | |
| Total..... | 543 | 425 | 87,532 | 85,054 | 12,804 | 244,574 | 239,216 | 3,497 | 3,275 | 495 |
| Furniture, home furnishings stores..... | 326 | 252 | 50,275 | 48,829 | 8,768 | 168,805 | 165,007 | 2,442 | 2,272 | 297 |
| Furniture stores..... | (NA) | 116 | (NA) | 33,905 | 5,911 | 112,434 | 110,407 | 1,520 | 1,427 | (NA) |
| Floor covering stores..... | (NA) | 29 | (NA) | 6,078 | 1,067 | 20,756 | 20,311 | 313 | 299 | (NA) |
| Home furnishings stores, n.e.c., antique stores..... | (NA) | 107 | (NA) | 8,846 | 1,790 | 35,615 | 34,284 | 609 | 546 | (NA) |
| Household appliance, radio, TV stores..... | 215 | 173 | 37,231 | 36,225 | 4,036 | 75,769 | 74,209 | 1,055 | 1,003 | 194 |
| Household appliance stores..... | (NA) | 66 | (NA) | 10,987 | 1,793 | 33,956 | 33,474 | 464 | 451 | (NA) |
| Appliance, radio, TV stores..... | (NA) | 66 | (NA) | 19,963 | 1,615 | 30,122 | 29,567 | 422 | 403 | (NA) |
| Radio, TV stores..... | (NA) | 41 | (NA) | 5,275 | 628 | 11,691 | 11,168 | 169 | 149 | (NA) |
| Automotive Group | | | | | | | | | | |
| Total..... | 425 | 377 | 328,591 | 327,587 | 35,500 | 665,621 | 655,469 | 8,072 | 7,793 | 246 |
| Passenger car dealers (franchised)..... | 187 | 181 | 278,677 | 278,599 | 29,816 | 555,528 | 549,695 | 6,550 | 6,428 | 67 |
| Passenger car dealers (nonfranchised)..... | 115 | 89 | 28,814 | 28,050 | 2,526 | 48,228 | 47,687 | 571 | 557 | 103 |
| Tire, battery, accessory dealers..... | 92 | 86 | 17,448 | 17,392 | 2,494 | 48,768 | 46,643 | 774 | 676 | 55 |
| Motorcycle, aircraft, boat dealers..... | 16 | 10 | (D) | (D) | (D) | (D) | (D) | (D) | (D) | (D) |
| Household trailer dealers..... | 11 | 9 | 1,378 | (D) | 210 | 3,543 | 3,543 | 47 | 47 | 4 |
| Automotive dealers, n.e.c..... | 2 | 2 | (D) | (D) | (D) | (D) | (D) | (D) | (D) | (D) |

Standard Notes: (D) Withheld to avoid disclosure. (NA) Not available. n.e.c. Not elsewhere classified. XXX Not applicable. (Z) Less than \$500. ... Represents zero.
¹ Group totals may include data for establishments without payroll which could not be classified by detailed kind of business.

Table 103. RETAIL TRADE: 1954 — STANDARD METROPOLITAN AREAS — Continued

Establishments, Sales, Payroll, and Personnel, by Kind of Business

| Standard metropolitan area and kind of business | Establishments | | Sales | | Payroll, entire year (\$1,000) | Payroll, workweek ended nearest Nov. 15 | | Paid employees, workweek ended nearest Nov. 15 | | Proprietors (unincorporated businesses only) ¹ (Number) |
|--|-----------------------------|-----------------------|--|---------------------------------------|--------------------------------|---|-------------------------|--|------------------------|--|
| | Total ¹ (Number) | With payroll (Number) | Total, all establishments ¹ (\$1,000) | Establishments with payroll (\$1,000) | | Total (Dollars) | Full workweek (Dollars) | Total (Number) | Full workweek (Number) | |
| | | | | | | | | | | |
| WASHINGTON STANDARD METROPOLITAN AREA—Con. | | | | | | | | | | |
| Gasoline Service Stations | | | | | | | | | | |
| Total | 1,025 | 923 | 116,354 | 113,782 | 13,028 | 261,054 | 237,707 | 5,225 | 4,175 | 1,115 |
| Lumber, Bldg. Mats., Hardware, Farm Equipment Dealers | | | | | | | | | | |
| Total | 431 | 367 | 94,517 | 93,019 | 11,764 | 229,643 | 222,165 | 3,323 | 3,040 | 334 |
| Farm equipment dealers | 17 | 17 | 3,301 | 3,301 | 430 | 7,426 | 7,290 | 115 | 111 | 15 |
| Lumber, building materials dealers | 118 | 98 | 58,772 | 58,542 | 6,726 | 131,226 | 128,236 | 1,800 | 1,728 | 57 |
| Paint, glass, wallpaper stores | 47 | 39 | 5,763 | 5,499 | 923 | 18,496 | 18,369 | 221 | 214 | 30 |
| Plumbing, electrical supply stores | 28 | 22 | 4,901 | 4,733 | 853 | 17,509 | 17,235 | 214 | 202 | 27 |
| Hardware stores | 221 | 191 | 21,780 | 20,944 | 2,832 | 54,986 | 51,035 | 973 | 785 | 205 |
| Drug Stores, Proprietary Stores | | | | | | | | | | |
| Total | 485 | 457 | 93,594 | 92,212 | 14,527 | 284,677 | 245,036 | 6,423 | 4,512 | 391 |
| Drug stores | (NA) | 431 | (NA) | 99,065 | 14,203 | 278,042 | 238,951 | 6,245 | 4,375 | (NA) |
| Proprietary stores | (NA) | 26 | (NA) | 3,147 | 324 | 6,635 | 6,085 | 178 | 137 | (NA) |
| Other Retail Stores | | | | | | | | | | |
| Total | 1,856 | 1,304 | 229,228 | 219,318 | 22,447 | 408,268 | 387,851 | 7,087 | 6,149 | 1,777 |
| Liquor stores | 406 | 384 | 101,716 | 100,602 | 4,930 | 92,877 | 86,746 | 1,478 | 1,227 | 427 |
| Fuel, ice dealers | 105 | 67 | 38,310 | 37,872 | 4,829 | 72,109 | 69,985 | 1,381 | 1,257 | 84 |
| Fuel dealers (coal, wood) | (NA) | 12 | (NA) | 3,368 | 486 | 9,961 | 9,060 | 179 | 148 | (NA) |
| Liquefied petroleum gas dealers | (NA) | 8 | (NA) | 1,154 | 247 | 4,986 | 4,959 | 64 | 63 | (NA) |
| Fuel oil dealers | (NA) | 38 | (NA) | 32,557 | 3,980 | 55,084 | 53,882 | 1,101 | 1,049 | (NA) |
| Ice dealers | (NA) | 9 | (NA) | 793 | 116 | 2,078 | 2,075 | 37 | 37 | (NA) |
| Hay, grain, feed stores | 22 | 20 | 3,984 | (D) | 243 | 4,672 | 4,497 | 85 | 78 | 13 |
| Farm, garden supply stores | 25 | 19 | 3,126 | 2,976 | 343 | 6,528 | 6,372 | 130 | 120 | 23 |
| Jewelry stores | 198 | 132 | 17,379 | 16,021 | 3,093 | 55,922 | 54,666 | 792 | 730 | 172 |
| Book stores | 43 | 35 | 3,973 | 3,895 | 486 | 9,411 | 8,423 | 190 | 144 | 29 |
| Stationery stores | 75 | 29 | 6,931 | 6,711 | 898 | 19,491 | 18,670 | 296 | 278 | 26 |
| Sporting goods stores | 65 | 37 | 3,489 | 3,055 | 431 | 8,190 | 7,797 | 115 | 101 | 55 |
| Bicycle stores | 14 | 10 | 727 | 645 | 92 | 2,136 | 2,027 | 37 | 30 | 11 |
| Florists | 141 | 105 | 6,662 | 6,270 | 1,288 | 24,938 | 23,813 | 485 | 408 | 145 |
| Cigar stores, stands | 36 | 26 | 1,522 | 1,246 | 162 | 3,027 | 2,392 | 86 | 51 | 24 |
| News dealers, newsstands | 108 | 44 | 3,729 | 2,517 | 221 | 4,349 | 4,025 | 123 | 99 | 114 |
| Gift, novelty, souvenir stores | 134 | 80 | 5,424 | 4,644 | 610 | 12,145 | 11,216 | 279 | 226 | 146 |
| Music stores | 40 | 30 | 7,114 | 6,890 | 965 | 17,598 | 16,944 | 303 | 277 | 38 |
| Camera, photographic supply stores | 38 | 32 | 4,631 | 4,417 | 529 | 10,616 | 9,976 | 149 | 125 | 28 |
| Luggage, leather goods stores | 9 | 7 | 1,753 | (D) | 372 | 5,649 | 5,239 | 128 | 99 | 4 |
| Optical goods stores | 47 | 41 | 2,299 | 2,239 | 572 | 12,052 | 11,842 | 151 | 143 | 33 |
| Office, store machine and equipment dealers | 24 | 16 | 1,379 | 1,295 | 294 | 5,496 | 5,426 | 76 | 74 | 26 |
| Retail stores (except second-hand) n.e.c. | 100 | 100 | 7,988 | 7,988 | 1,187 | 22,824 | 21,560 | 382 | 327 | 81 |
| Second-hand stores | 134 | 90 | 5,004 | 4,382 | 882 | 18,237 | 16,233 | 421 | 315 | 148 |
| Nonstore Retailers | | | | | | | | | | |
| Total | 628 | 104 | 41,885 | 35,667 | 7,046 | 152,249 | 151,503 | 2,174 | 2,138 | 637 |
| Mail order houses | 19 | 7 | (D) | (D) | (D) | (D) | (D) | (D) | (D) | (D) |
| Direct selling (house-to-house) organizations | 367 | 79 | 21,026 | 15,174 | 3,450 | 62,756 | 62,074 | 993 | 962 | 178 |
| Merchandise vending machine operators | 42 | 18 | (D) | (D) | (D) | (D) | (D) | (D) | (D) | (D) |

Standard Notes: (D) Withheld to avoid disclosure. (NA) Not available. n.e.c. Not elsewhere classified. XXX Not applicable. (Z) Less than \$500. ... Represents zero.
¹Group totals may include data for establishments without payroll which could not be classified by detailed kind of business.

Table 103A. RETAIL TRADE: 1948¹— STANDARD METROPOLITAN AREAS

Establishments and Sales, by Kind of Business

| Kind of business | Establishments, 1948 | | Sales, 1948 | | Establishments, 1948 | | Sales, 1948 | |
|--|----------------------|-----------------------|-------------------------------------|---------------------------------------|----------------------|-----------------------|-------------------------------------|---------------------------------------|
| | Total (Number) | With payroll (Number) | Total, all establishments (\$1,000) | Establishments with payroll (\$1,000) | Total (Number) | With payroll (Number) | Total, all establishments (\$1,000) | Establishments with payroll (\$1,000) |
| | | | | | | | | |
| BALTIMORE STANDARD METROPOLITAN AREA | | | | WASHINGTON STANDARD METROPOLITAN AREA | | | | |
| Retail trade, total | 14,352 | 9,132 | 1,190,845 | 1,091,062 | 9,916 | 8,041 | 1,471,226 | 1,428,509 |
| Food stores | 5,338 | 2,375 | 292,067 | 231,268 | 2,689 | 1,832 | 316,929 | 293,393 |
| Eating, drinking places | 3,238 | 2,494 | 128,189 | 117,978 | 1,855 | 1,686 | 127,417 | 125,314 |
| General merchandise group | 326 | 215 | (D) | (D) | 295 | 227 | 212,739 | 211,617 |
| Apparel, accessories stores | 1,116 | 820 | 87,371 | 82,301 | 987 | 821 | 134,408 | 131,493 |
| Furniture, home furnishings, appliance dealers | 511 | 365 | 56,663 | 54,194 | 485 | 392 | 67,941 | 66,501 |
| Automotive group | 355 | 310 | 141,366 | 139,301 | 411 | 380 | 220,241 | 218,412 |
| Gasoline service stations | 923 | 705 | 42,591 | 38,079 | 830 | 735 | 59,970 | 57,790 |
| Lumber, building materials, hardware, farm equipment dealers | 465 | 308 | 43,463 | 40,993 | 323 | 283 | 62,472 | 61,406 |
| Drug stores, proprietary stores | 518 | 479 | 45,526 | 44,820 | 446 | 428 | 68,967 | 68,619 |
| Other retail stores | 1,503 | 1,007 | 105,667 | 96,152 | 1,562 | 1,225 | 188,486 | (D) |
| Nonstore retailers | 59 | 54 | (D) | (D) | 33 | 32 | 11,656 | (D) |

Standard Notes: (D) Withheld to avoid disclosure. (NA) Not available. ... Represents zero.
¹Data in this table differ from those which appeared in the publications of the 1948 Census of Retail Trade. For a description of the adjustments see Comparison of 1948 and 1954 Censuses in the introduction.

Table 104. RETAIL TRADE: 1954 — COUNTIES WITH 500 ESTABLISHMENTS OR MORE

Establishments, Sales, Payroll, and Personnel, by Kind of Business

| County and kind of business | Establishments | | Sales | | Payroll, entire year (\$1,000) | Payroll, workweek ended nearest Nov. 15 | | Paid employees, workweek ended nearest Nov. 15 | | Proprietors (unincorporated businesses only) ¹ (Number) |
|--|--------------------------------|--------------------------|---|--|-----------------------------------|---|----------------------------|--|---------------------------|---|
| | Total ¹ (Number) | With payroll (Number) | Total, all establishments ¹ (\$1,000) | Establishments with payroll (\$1,000) | | Total (Dollars) | Full workweek (Dollars) | Total (Number) | Full workweek (Number) | |
| ALLEGANY COUNTY | | | | | | | | | | |
| Retail trade, total..... | 981 | 625 | 78,939 | 73,101 | 8,103 | 155,425 | 146,194 | 3,628 | 3,093 | 981 |
| Food stores, total..... | 285 | 147 | 22,540 | 19,480 | 1,298 | 25,333 | 22,236 | 609 | 441 | 313 |
| Grocery stores..... | 232 | 114 | 20,774 | 18,108 | 1,137 | 22,140 | 19,212 | 515 | 363 | 252 |
| Meat markets, fish (seafood) markets..... | 9 | 7 | 390 | (D) | 33 | 567 | 567 | 12 | 12 | 9 |
| Fruit stores, vegetable markets..... | 7 | 3 | 404 | 318 | 32 | 519 | 439 | 13 | 8 | 10 |
| Candy, nut, confectionery stores..... | 19 | 11 | 447 | 299 | 22 | 401 | 345 | 21 | 14 | 23 |
| Other food stores..... | 18 | 12 | 525 | (D) | 74 | 1,706 | 1,673 | 48 | 44 | 19 |
| Eating, drinking places, total..... | 195 | 131 | 4,753 | 4,157 | 627 | 13,466 | 12,238 | 465 | 394 | 209 |
| Eating places..... | 87 | 65 | 2,190 | 1,972 | 343 | 7,168 | 6,631 | 301 | 262 | 177 |
| Drinking places..... | 108 | 66 | 2,563 | 2,185 | 284 | 5,607 | 5,607 | 164 | 132 | 112 |
| General merchandise group, total..... | 22 | 22 | 8,490 | 8,490 | 1,251 | 19,916 | 19,133 | 679 | 590 | 19 |
| General merchandise group (except variety)..... | 14 | 14 | (D) | (D) | (D) | (D) | (D) | (D) | (D) | (D) |
| Variety stores..... | 8 | 8 | (D) | (D) | (D) | (D) | (D) | (D) | (D) | (D) |
| Apparel, accessories stores, total..... | 56 | 52 | 5,087 | 5,917 | 731 | 13,201 | 12,081 | 351 | 282 | 27 |
| Shoe stores..... | 14 | 14 | 1,543 | 1,543 | 186 | 2,939 | 2,884 | 83 | 61 | 5 |
| Men's, boys' clothing and furnishings stores..... | (NA) | 10 | (NA) | 1,507 | 204 | 3,746 | 3,522 | 72 | 61 | (NA) |
| Family clothing stores..... | (NA) | 3 | (NA) | 382 | 59 | 1,121 | 525 | 26 | 20 | (NA) |
| Women's clothing, specialty stores..... | 22 | 22 | 2,366 | 2,366 | 268 | 5,082 | 4,869 | 158 | 133 | 7 |
| Ready-to-wear stores..... | 15 | 15 | 1,939 | 1,939 | 219 | 4,158 | 3,993 | 128 | 108 | 4 |
| Other clothing, specialty stores..... | 7 | 7 | 427 | 427 | 49 | 924 | 876 | 30 | 25 | 3 |
| Other apparel stores..... | 5 | 3 | (D) | 119 | 14 | 313 | 281 | 12 | 7 | 5 |
| Furniture, home furnishings, appliance dealers, total..... | 41 | 33 | 3,701 | 3,615 | 540 | 10,964 | 10,791 | 191 | 180 | 43 |
| Furniture, home furnishings stores, antique stores..... | 25 | 21 | 2,579 | 2,559 | 378 | 8,173 | 8,066 | 139 | 133 | 26 |
| Household appliance, radio, TV stores..... | 16 | 12 | 1,122 | 1,056 | 162 | 2,791 | 2,725 | 52 | 47 | 17 |
| Automotive group..... | 56 | 42 | 11,631 | 11,435 | 1,155 | 23,039 | 22,653 | 393 | 378 | 54 |
| Gasoline service stations..... | 118 | 70 | 5,699 | 4,717 | 386 | 7,386 | 6,993 | 186 | 165 | 122 |
| Lumber, bldg. mats., hardware, farm equip. dealers, total..... | 44 | 32 | 7,180 | 6,944 | 1,129 | 22,795 | 21,755 | 357 | 327 | 42 |
| Farm equipment dealers..... | 2 | 2 | (D) | (D) | (D) | (D) | (D) | (D) | (D) | (D) |
| Lumber, building materials, supplies, equipment dealers..... | 28 | 18 | 4,872 | 4,732 | 776 | 17,089 | 16,291 | 252 | 230 | 25 |
| Hardware stores..... | 14 | 12 | (D) | (D) | (D) | (D) | (D) | (D) | (D) | (D) |
| Drug stores, proprietary stores, total..... | 26 | 24 | 2,287 | (D) | 334 | 6,480 | 6,054 | 144 | 112 | 24 |
| Drug stores..... | (NA) | 17 | (NA) | 1,857 | 290 | 5,700 | 5,315 | 118 | 90 | (NA) |
| Proprietary stores..... | (NA) | 7 | (NA) | (D) | 44 | 780 | 739 | 26 | 22 | (NA) |
| Other retail stores, total..... | 109 | 65 | 5,831 | (D) | 480 | 8,977 | 8,446 | 198 | 163 | 101 |
| Liquor stores..... | 12 | 8 | 1,239 | 1,205 | 58 | 931 | 923 | 17 | 16 | 11 |
| Fuel, ice dealers..... | 9 | 5 | 237 | 225 | 50 | 985 | 985 | 22 | 22 | 7 |
| Feed, farm, garden supply stores..... | 7 | 7 | 1,393 | 1,393 | 49 | 836 | 811 | 19 | 17 | 7 |
| Jewelry stores..... | 8 | 8 | (D) | (D) | (D) | (D) | (D) | (D) | (D) | (D) |
| Book, stationery stores..... | 1 | 1 | (D) | (D) | (D) | (D) | (D) | (D) | (D) | (D) |
| Other retail stores (except second-hand)..... | 49 | 29 | 1,433 | 1,181 | 128 | 2,317 | 2,149 | 60 | 50 | 47 |
| Second-hand stores..... | 11 | 7 | 706 | (D) | (D) | (D) | (D) | (D) | (D) | (D) |
| Nonstore retailers..... | 29 | 7 | 840 | 676 | 172 | 3,868 | 3,814 | 65 | 61 | 27 |
| ANNE ARUNDEL COUNTY | | | | | | | | | | |
| Retail trade, total..... | 1,085 | 729 | 105,704 | 97,588 | 10,320 | 203,051 | 185,025 | 4,492 | 3,586 | 1,095 |
| Food stores, total..... | 227 | 137 | 36,308 | 33,314 | 2,241 | 42,823 | 38,055 | 885 | 662 | 245 |
| Grocery stores..... | 171 | 97 | 32,109 | 29,535 | 1,771 | 33,390 | 28,895 | 697 | 490 | 190 |
| Meat markets, fish (seafood) markets..... | 15 | 9 | 1,200 | 950 | 77 | 1,321 | 1,321 | 26 | 25 | 17 |
| Fruit stores, vegetable markets..... | 4 | 2 | 177 | (D) | (D) | (D) | (D) | (D) | (D) | (D) |
| Candy, nut, confectionery stores..... | 4 | 4 | 184 | 184 | 18 | 432 | 405 | 15 | 13 | 3 |
| Other food stores..... | 31 | 25 | 2,628 | (D) | (D) | (D) | (D) | (D) | (D) | (D) |
| Eating, drinking places, total..... | 281 | 205 | 11,981 | 10,919 | 2,216 | 44,743 | 40,525 | 1,246 | 1,033 | 276 |
| Eating places..... | 154 | 112 | 7,174 | 6,652 | 1,454 | 30,060 | 27,739 | 881 | 757 | 158 |
| Drinking places..... | 127 | 93 | 4,807 | 4,267 | 762 | 14,683 | 12,786 | 365 | 276 | 118 |
| General merchandise group, total..... | 49 | 23 | 5,694 | 4,988 | 743 | 13,415 | 10,892 | 392 | 245 | 41 |
| General merchandise group (except variety)..... | 42 | 18 | 3,421 | (D) | 417 | 7,401 | 5,729 | 176 | 106 | 39 |
| Variety stores..... | 7 | 5 | 2,273 | (D) | 326 | 6,014 | 5,163 | 216 | 139 | 2 |
| Apparel, accessories stores, total..... | 68 | 64 | 5,045 | 4,959 | 551 | 9,985 | 8,610 | 241 | 169 | 69 |
| Shoe stores..... | 18 | 16 | 977 | (D) | 107 | 1,767 | 1,184 | 45 | 21 | 11 |
| Men's, boys' clothing and furnishings stores..... | (NA) | 13 | (NA) | (D) | 130 | 2,420 | 2,324 | 48 | 39 | (NA) |
| Family clothing stores..... | (NA) | 5 | (NA) | 913 | 98 | 1,725 | 1,397 | 42 | 27 | (NA) |
| Women's clothing, specialty stores..... | 19 | 19 | 1,387 | 1,339 | 163 | 3,001 | 2,758 | 78 | 62 | 29 |
| Ready-to-wear stores..... | 13 | 13 | (D) | (D) | (D) | (D) | (D) | (D) | (D) | (D) |
| Other clothing, specialty stores..... | 6 | 6 | (D) | (D) | (D) | (D) | (D) | (D) | (D) | (D) |
| Other apparel stores..... | 11 | 11 | 543 | 543 | 53 | 1,072 | 947 | 28 | 20 | 12 |
| Furniture, home furnishings, appliance dealers, total..... | 33 | 23 | 3,300 | 3,226 | 518 | 9,694 | 9,386 | 161 | 150 | 30 |
| Furniture, home furnishings stores, antique stores..... | 15 | 9 | 1,718 | (D) | 305 | 5,530 | 5,337 | 84 | 80 | 15 |
| Household appliance, radio, TV stores..... | 18 | 14 | 1,582 | (D) | 213 | 4,164 | 4,049 | 77 | 70 | 15 |
| Automotive group..... | 35 | 31 | 13,496 | 13,342 | 1,398 | 27,786 | 27,548 | 366 | 354 | 16 |
| Gasoline service stations..... | 162 | 110 | 10,195 | 8,727 | 694 | 16,344 | 14,213 | 373 | 275 | 194 |
| Lumber, bldg. mats., hardware, farm equip. dealers, total..... | 36 | 32 | 6,075 | 5,971 | 661 | 13,550 | 13,221 | 266 | 255 | 34 |
| Farm equipment dealers..... | 5 | 5 | 1,682 | 1,682 | 203 | 4,543 | 4,543 | 101 | 101 | ••• |
| Lumber, building materials, supplies, equipment dealers..... | 14 | 12 | 3,001 | (D) | 292 | 5,999 | 5,788 | 102 | 98 | 16 |
| Hardware stores..... | 17 | 15 | 1,392 | (D) | 166 | 3,008 | 2,890 | 63 | 56 | 18 |

Standard Notes: (D) Withheld to avoid disclosure. (NA) Not available. n.e.c. Not elsewhere classified. XXX Not applicable. (Z) Less than \$500. ... Represents zero.

¹ Group totals may include data for establishments without payroll which could not be classified by detailed kind of business.

Table 104. RETAIL TRADE: 1954 — COUNTIES WITH 500 ESTABLISHMENTS OR MORE—Continued
Establishments, Sales, Payroll, and Personnel, by Kind of Business

| County and kind of business | Establishments | | Sales | | Payroll, entire year (\$1,000) | Payroll, workweek ended nearest Nov. 15 | | Paid employees, workweek ended nearest Nov. 15 | | Proprietors (unincorporated businesses only) ¹ (Number) |
|--|--------------------------------|--------------------------|---|--|-----------------------------------|---|----------------------------|--|---------------------------|---|
| | Total ¹ (Number) | With payroll (Number) | Total, all establishments ¹ (\$1,000) | Establishments with payroll (\$1,000) | | Total (Dollars) | Full workweek (Dollars) | Total (Number) | Full workweek (Number) | |
| ANNE ARUNDEL COUNTY—Con. | | | | | | | | | | |
| Drug stores, proprietary stores, total..... | 27 | 27 | 4,043 | 4,043 | 455 | 8,744 | 7,291 | 246 | 165 | 27 |
| Drug stores..... | 25 | 25 | (D) | (D) | (D) | (D) | (D) | (D) | (D) | (D) |
| Proprietary stores..... | 2 | 2 | (D) | (D) | (D) | (D) | (D) | (D) | (D) | (D) |
| Other retail stores, total..... | 109 | 67 | 8,435 | 7,667 | 797 | 15,041 | 14,533 | 295 | 264 | 105 |
| Liquor stores..... | 19 | 17 | 1,965 | (D) | 115 | 2,161 | 2,099 | 47 | 43 | 18 |
| Fuel, ice dealers..... | 20 | 10 | 2,047 | 1,949 | 289 | 5,316 | 5,240 | 80 | 78 | 20 |
| Feed, farm, garden supply stores..... | 8 | 6 | (D) | (D) | (D) | (D) | (D) | (D) | (D) | (D) |
| Jewelry stores..... | 7 | 7 | 416 | 416 | 40 | 1,080 | 985 | 20 | 15 | 7 |
| Book, stationery stores..... | 2 | 2 | (D) | (D) | (D) | (D) | (D) | (D) | (D) | (D) |
| Other retail stores (except second-hand)..... | 40 | 20 | 1,584 | 1,252 | 148 | 2,945 | 2,701 | 70 | 52 | 39 |
| Second-hand stores..... | 5 | 5 | 140 | 140 | 18 | 321 | 321 | 7 | 7 | 4 |
| Nonstore retailers..... | 58 | 10 | 1,132 | 432 | 46 | 926 | 751 | 21 | 14 | 58 |
| BALTIMORE COUNTY (Does not include Baltimore City) | | | | | | | | | | |
| Retail trade, total..... | 1,759 | 1,351 | 214,983 | 206,005 | 22,821 | 455,097 | 416,679 | 10,193 | 7,967 | 1,755 |
| Food stores, total..... | 368 | 244 | 63,591 | 60,211 | 4,314 | 91,638 | 80,776 | 1,946 | 1,359 | 364 |
| Grocery stores..... | 247 | 171 | 58,936 | 56,794 | 3,928 | 82,860 | 73,481 | 1,666 | 1,182 | 236 |
| Meat markets, fish (seafood) markets..... | 14 | 8 | 932 | 484 | 31 | 737 | 652 | 16 | 11 | 17 |
| Fruit stores, vegetable markets..... | 22 | 4 | 458 | (D) | (D) | (D) | (D) | (D) | (D) | (D) |
| Candy, nut, confectionery stores..... | 19 | 11 | 652 | 428 | 48 | 1,036 | 685 | 39 | 17 | 20 |
| Other food stores..... | 64 | 50 | 2,571 | (D) | (D) | (D) | (D) | (D) | (D) | (D) |
| Eating, drinking places, total..... | 393 | 365 | 24,619 | 24,207 | 4,373 | 84,533 | 77,737 | 2,381 | 1,893 | 395 |
| Eating places..... | 195 | 175 | 11,106 | 10,884 | 2,404 | 46,357 | 43,529 | 1,386 | 1,163 | 202 |
| Drinking places..... | 198 | 190 | 13,513 | 13,323 | 1,969 | 38,176 | 34,208 | 95 | 730 | 193 |
| General merchandise group, total..... | 59 | 41 | 16,263 | 15,673 | 2,401 | 51,235 | 47,884 | 1,514 | 1,311 | 64 |
| General merchandise group (except variety)..... | 45 | 27 | 13,482 | 12,892 | 1,974 | 43,455 | 42,339 | 1,200 | 1,148 | 47 |
| Variety stores..... | 14 | 14 | 2,781 | 2,781 | 427 | 7,780 | 5,545 | 314 | 163 | 17 |
| Apparel, accessories stores, total..... | 82 | 76 | 5,970 | 5,836 | 774 | 14,541 | 12,900 | 312 | 220 | 70 |
| Shoe stores..... | 26 | 24 | 1,471 | (D) | 214 | 4,052 | 3,555 | 63 | 44 | 13 |
| Men's, boys' clothing and furnishings stores..... | (NA) | 13 | (NA) | (D) | 140 | 2,717 | 2,522 | 44 | 32 | (NA) |
| Family clothing stores..... | (NA) | 7 | (NA) | 1,372 | 201 | 3,472 | 3,413 | 73 | 65 | (NA) |
| Women's clothing, specialty stores..... | 22 | 22 | 1,410 | 1,410 | 161 | 3,001 | 2,649 | 83 | 58 | 18 |
| Ready-to-wear stores..... | 20 | 20 | (D) | (D) | (D) | (D) | (D) | (D) | (D) | (D) |
| Other clothing, specialty stores..... | 2 | 2 | (D) | (D) | (D) | (D) | (D) | (D) | (D) | (D) |
| Other apparel stores..... | 10 | 10 | 540 | 540 | 58 | 1,299 | 761 | 49 | 21 | 16 |
| Furniture, home furnishings, appliance dealers, total..... | 56 | 44 | 5,634 | 5,500 | 718 | 13,323 | 13,068 | 207 | 192 | 44 |
| Furniture, home furnishings stores, antique stores..... | 30 | 22 | 3,878 | (D) | 530 | 10,104 | 9,884 | 152 | 139 | 24 |
| Household appliance, radio, TV stores..... | 24 | 22 | 1,698 | (D) | 188 | 3,219 | 3,184 | 55 | 53 | 18 |
| Automotive group..... | 85 | 77 | 30,772 | 30,608 | 3,191 | 60,480 | 58,752 | 844 | 783 | 77 |
| Gasoline service stations..... | 250 | 214 | 19,303 | 18,285 | 1,616 | 32,889 | 28,741 | 765 | 552 | 267 |
| Lumber, bldg. mats., hardware, farm equip. dealers, total..... | 96 | 74 | 19,104 | 18,522 | 2,203 | 41,977 | 40,275 | 703 | 633 | 95 |
| Farm equipment dealers..... | 11 | 11 | 1,335 | 1,335 | 153 | 3,016 | 2,857 | 50 | 46 | 14 |
| Lumber, building materials, supplies, equipment dealers..... | 32 | 24 | 13,571 | (D) | 1,619 | 30,879 | 29,995 | 480 | 454 | 22 |
| Hardware stores..... | 53 | 39 | 4,198 | (D) | 431 | 8,082 | 7,423 | 173 | 133 | 59 |
| Drug stores, proprietary stores, total..... | 78 | 78 | 11,458 | 11,442 | 1,398 | 28,656 | 23,024 | 845 | 485 | 76 |
| Drug stores..... | 77 | 77 | (D) | (D) | (D) | (D) | (D) | (D) | (D) | (D) |
| Proprietary stores..... | 1 | 1 | (D) | (D) | (D) | (D) | (D) | (D) | (D) | (D) |
| Other retail stores, total..... | 207 | 121 | 15,190 | 13,378 | 1,351 | 26,659 | 24,434 | 523 | 406 | 218 |
| Liquor stores..... | 39 | 35 | 4,110 | (D) | 290 | 5,028 | 4,248 | 110 | 74 | 38 |
| Fuel, ice dealers..... | 33 | 17 | 4,199 | 3,971 | 526 | 10,117 | 9,685 | 154 | 136 | 31 |
| Feed, farm, garden supply stores..... | 28 | 18 | 3,218 | 2,678 | 183 | 3,581 | 3,453 | 60 | 57 | 30 |
| Jewelry stores..... | 22 | 10 | 697 | 495 | 57 | 1,518 | 1,386 | 32 | 24 | 19 |
| Book, stationery stores..... | 2 | 2 | (D) | (D) | (D) | (D) | (D) | (D) | (D) | (D) |
| Other retail stores (except second-hand)..... | 57 | 35 | (D) | (D) | (D) | (D) | (D) | (D) | (D) | (D) |
| Second-hand stores..... | 8 | 4 | 261 | 191 | 22 | 318 | 318 | 6 | 6 | 9 |
| Nonstore retailers..... | 85 | 17 | 3,079 | 2,343 | 482 | 9,166 | 9,088 | 153 | 133 | 85 |
| CARROLL COUNTY | | | | | | | | | | |
| Retail trade, total..... | 538 | 304 | 44,296 | 38,952 | 3,619 | 69,142 | 64,606 | 1,528 | 1,248 | 543 |
| Food stores, total..... | 120 | 44 | 9,414 | 7,608 | 527 | 9,954 | 8,496 | 226 | 158 | 128 |
| Grocery stores..... | 78 | 36 | 8,225 | 7,113 | 489 | 8,895 | 7,538 | 204 | 138 | 82 |
| Meat markets, fish (seafood) markets..... | 3 | 1 | 126 | (D) | (D) | (D) | (D) | (D) | (D) | (D) |
| Fruit stores, vegetable markets..... | 12 | ••• | 132 | ••• | ••• | ••• | ••• | ••• | ••• | 12 |
| Candy, nut, confectionery stores..... | 1 | 1 | (D) | (D) | (D) | (D) | (D) | (D) | (D) | (D) |
| Other food stores..... | 26 | 6 | (D) | (D) | (D) | (D) | (D) | (D) | (D) | (D) |
| Eating, drinking places, total..... | 60 | 41 | 1,623 | 1,293 | 173 | 3,548 | 3,205 | 135 | 101 | 62 |
| Eating places..... | 37 | 28 | 1,088 | 998 | 149 | 3,153 | 2,851 | 121 | 89 | 40 |
| Drinking places..... | 23 | 13 | 535 | 295 | 24 | 395 | 354 | 14 | 12 | 22 |
| General merchandise group, total..... | 49 | 25 | 3,514 | 2,608 | 258 | 4,436 | 3,634 | 185 | 108 | 55 |
| General merchandise group (except variety)..... | 44 | 20 | 2,767 | 1,861 | 163 | 2,704 | 2,235 | 99 | 63 | 48 |
| Variety stores..... | 5 | 5 | 747 | 747 | 95 | 1,732 | 1,399 | 86 | 45 | 7 |

Standard Notes: (D) Withheld to avoid disclosure. (NA) Not available. n.e.c. Not elsewhere classified. XXX Not applicable. (Z) Less than \$500. ... Represents zero.
¹ Group totals may include data for establishments without payroll which could not be classified by detailed kind of business.

Table 104. RETAIL TRADE: 1954 — COUNTIES WITH 500 ESTABLISHMENTS OR MORE—Continued

Establishments, Sales, Payroll, and Personnel, by Kind of Business

| County and kind of business | Establishments | | Sales | | Payroll, entire year (\$1,000) | Payroll, workweek ended nearest Nov. 15 | | Paid employees, workweek ended nearest Nov. 15 | | Proprietors (unincorporated businesses only) ¹ (Number) |
|---|--------------------|--------------|-------------------------------------|---------------------------------------|-----------------------------------|---|---------------|--|---------------|---|
| | Total ¹ | With payroll | Total, all establishments (\$1,000) | Establishments with payroll (\$1,000) | | Total | Full workweek | Total | Full workweek | |
| | (Number) | (Number) | | | | (Dollars) | (Dollars) | (Number) | (Number) | |
| CARROLL COUNTY—Con. | | | | | | | | | | |
| Apparel, accessories stores, total | 9 | 7 | 619 | (D) | 82 | 1,646 | 1,509 | 37 | 29 | 7 |
| Shoe stores | 1 | 1 | (D) | (D) | (D) | (D) | (D) | (D) | (D) | (D) |
| Men's, boys' clothing and furnishings stores | 2 | 2 | (D) | (D) | (D) | (D) | (D) | (D) | (D) | (D) |
| Family clothing stores | 4 | 4 | 197 | 197 | 20 | 383 | 367 | 11 | 9 | 3 |
| Women's clothing, specialty stores | ... | ... | ... | ... | ... | ... | ... | ... | ... | ... |
| Ready-to-wear stores | ... | ... | ... | ... | ... | ... | ... | ... | ... | ... |
| Other clothing, specialty stores | ... | ... | ... | ... | ... | ... | ... | ... | ... | ... |
| Other apparel stores | 2 | ... | (D) | ... | ... | ... | ... | ... | ... | (D) |
| Furniture, home furnishings, appliance dealers, total | 28 | 24 | 1,648 | 1,634 | 151 | 3,409 | 3,184 | 73 | 62 | 32 |
| Furniture, home furnishings stores, antique stores | 15 | 13 | 1,101 | (D) | 85 | 1,845 | 1,770 | 42 | 36 | 20 |
| Household appliance, radio, TV stores | 13 | 11 | 547 | (D) | 66 | 1,564 | 1,414 | 31 | 26 | 12 |
| Automotive group | 34 | 32 | 8,784 | (D) | 838 | 17,133 | 16,839 | 284 | 273 | 22 |
| Gasoline service stations | 57 | 39 | 2,614 | 2,246 | 181 | 2,502 | 2,284 | 67 | 51 | 57 |
| Lumber, bldg. mats., hardware, farm equip. dealers, total | 33 | 31 | 5,474 | (D) | 617 | 11,224 | 11,128 | 203 | 197 | 35 |
| Farm equipment dealers | 15 | 15 | 2,756 | 2,756 | 304 | 5,484 | 5,399 | 99 | 94 | 13 |
| Lumber, building materials, supplies, equipment dealers | 6 | 6 | 1,872 | 1,872 | 186 | 3,612 | 3,612 | 64 | 64 | 6 |
| Hardware stores | 12 | 10 | 846 | (D) | 127 | 2,128 | 2,117 | 40 | 39 | 16 |
| Drug stores, proprietary stores, total | 13 | 13 | 965 | 965 | 117 | 1,893 | 1,609 | 63 | 40 | 11 |
| Drug stores | 9 | 9 | 755 | 755 | 99 | 1,773 | 1,504 | 57 | 36 | 7 |
| Proprietary stores | 4 | 4 | 210 | 210 | 18 | 120 | 105 | 6 | 4 | 4 |
| Other retail stores, total | 76 | 40 | 8,833 | 7,843 | 654 | 12,986 | 12,348 | 239 | 217 | 70 |
| Liquor stores | 2 | 2 | (D) | (D) | (D) | (D) | (D) | (D) | (D) | (D) |
| Fuel, ice dealers | 3 | 3 | 690 | 690 | 76 | 1,483 | 1,468 | 27 | 26 | 3 |
| Feed, farm, garden supply stores | 35 | 21 | 6,159 | 5,615 | 405 | 7,563 | 7,126 | 143 | 132 | 24 |
| Jewelry stores | 8 | 4 | 245 | 185 | 35 | 661 | 661 | 10 | 10 | 6 |
| Book, stationery stores | 2 | 2 | (D) | (D) | (D) | (D) | (D) | (D) | (D) | (D) |
| Other retail stores (except second-hand) | 16 | 6 | 396 | 252 | 32 | 638 | 617 | 13 | 11 | 21 |
| Second-hand stores | 2 | 2 | (D) | (D) | (D) | (D) | (D) | (D) | (D) | (D) |
| Nonstore retailers | 59 | 7 | 1,208 | 364 | 21 | 411 | 370 | 16 | 12 | 64 |
| FREDERICK COUNTY | | | | | | | | | | |
| Retail trade, total | 733 | 491 | 62,242 | 57,194 | 5,723 | 105,333 | 98,263 | 2,471 | 2,050 | 726 |
| Food stores, total | 133 | 67 | 13,512 | 11,638 | 735 | 13,904 | 11,660 | 326 | 220 | 139 |
| Grocery stores | 114 | 60 | 12,849 | 11,295 | 710 | 13,320 | 11,226 | 305 | 208 | 120 |
| Meat markets, fish (seafood) markets | 4 | 2 | 261 | (D) | (D) | (D) | (D) | (D) | (D) | (D) |
| Fruit stores, vegetable markets | 2 | ... | (D) | ... | ... | ... | ... | ... | ... | (D) |
| Candy, nut, confectionery stores | 7 | 3 | 127 | 77 | 8 | 188 | 129 | 8 | 4 | 6 |
| Other food stores | 6 | 2 | (D) | (D) | (D) | (D) | (D) | (D) | (D) | (D) |
| Eating, drinking places, total | 132 | 104 | 3,702 | 3,298 | 498 | 11,201 | 10,090 | 383 | 308 | 133 |
| Eating places | 93 | 77 | 2,785 | 2,605 | 424 | 9,416 | 8,597 | 328 | 273 | 96 |
| Drinking places | 39 | 27 | 917 | 693 | 74 | 1,785 | 1,493 | 55 | 35 | 37 |
| General merchandise group, total | 49 | 29 | 6,562 | 6,076 | 709 | 12,252 | 10,941 | 336 | 261 | 43 |
| General merchandise group (except variety) | 37 | 19 | 4,678 | 4,216 | 531 | 8,979 | 7,900 | 218 | 168 | 37 |
| Variety stores | 10 | 10 | 1,884 | 1,860 | 178 | 3,273 | 3,041 | 118 | 93 | 4 |
| Apparel, accessories stores, total | 41 | 37 | 2,822 | 2,698 | 431 | 6,076 | 5,620 | 184 | 138 | 35 |
| Shoe stores | 11 | 11 | 493 | 493 | 152 | 1,416 | 1,266 | 41 | 26 | 5 |
| Men's, boys' clothing and furnishings stores | (NA) | 6 | (NA) | 430 | 51 | 993 | 942 | 22 | 18 | (NA) |
| Family clothing stores | (NA) | 4 | (NA) | (D) | (D) | (D) | (D) | (D) | (D) | (NA) |
| Women's clothing, specialty stores | 17 | 15 | 1,241 | (D) | 119 | 2,086 | 1,919 | 75 | 57 | 15 |
| Ready-to-wear stores | (NA) | 11 | (NA) | 1,115 | 107 | 1,877 | 1,731 | 68 | 52 | (NA) |
| Other clothing, specialty stores | (NA) | 4 | (NA) | (D) | 12 | 209 | 188 | 7 | 5 | (NA) |
| Other apparel stores | 1 | 1 | (D) | (D) | (D) | (D) | (D) | (D) | (D) | (D) |
| Furniture, home furnishings, appliance dealers, total | 32 | 24 | 2,446 | 2,322 | 345 | 5,957 | 5,837 | 113 | 104 | 28 |
| Furniture, home furnishings stores, antique stores | 19 | 11 | 1,460 | 1,336 | 181 | 3,265 | 3,170 | 64 | 57 | 17 |
| Household appliance, radio, TV stores | 13 | 13 | 986 | 986 | 164 | 2,692 | 2,667 | 49 | 47 | 11 |
| Automotive group | 40 | 34 | 10,264 | 10,112 | 1,020 | 18,633 | 18,301 | 319 | 301 | 34 |
| Gasoline service stations | 83 | 59 | 4,071 | 3,435 | 284 | 5,447 | 4,875 | 137 | 104 | 94 |
| Lumber, bldg. mats., hardware, farm equip. dealers, total | 41 | 35 | 6,148 | (D) | 688 | 12,172 | 12,008 | 227 | 219 | 40 |
| Farm equipment dealers | 15 | 13 | 2,801 | (D) | 238 | 4,242 | 4,140 | 77 | 72 | 15 |
| Lumber, building materials, supplies, equipment dealers | 15 | 15 | 2,385 | 2,385 | 353 | 6,319 | 6,257 | 113 | 110 | 8 |
| Hardware stores | 11 | 7 | 962 | 924 | 97 | 1,611 | 1,611 | 37 | 37 | 17 |
| Drug stores, proprietary stores, total | 14 | 12 | 1,365 | (D) | 162 | 2,985 | 2,641 | 79 | 62 | 12 |
| Drug stores | (NA) | 5 | (NA) | (D) | (D) | (D) | (D) | (D) | (D) | (NA) |
| Proprietary stores | (NA) | 7 | (NA) | (D) | (D) | (D) | (D) | (D) | (D) | (NA) |
| Other retail stores, total | 125 | 81 | 10,162 | 9,456 | 732 | 14,200 | 13,802 | 317 | 285 | 126 |
| Liquor stores | 30 | 24 | 2,015 | 1,769 | 121 | 2,547 | 2,450 | 59 | 50 | 30 |
| Fuel, ice dealers | 11 | 9 | (D) | (D) | (D) | (D) | (D) | (D) | (D) | (D) |
| Feed, farm, garden supply stores | 27 | 9 | 5,393 | 5,285 | 334 | 6,458 | 6,407 | 120 | 117 | 19 |
| Jewelry stores | 8 | 8 | 445 | 445 | 59 | 1,018 | 915 | 31 | 25 | 10 |
| Book, stationery stores | 2 | 2 | (D) | (D) | (D) | (D) | (D) | (D) | (D) | (D) |
| Other retail stores (except second-hand) | 29 | 19 | 1,187 | 1,077 | 144 | 2,798 | 2,679 | 73 | 60 | 31 |
| Second-hand stores | 4 | ... | 128 | ... | ... | ... | ... | ... | ... | 6 |
| Nonstore retailers | 43 | 9 | 1,188 | 812 | 119 | 2,506 | 2,488 | 50 | 48 | 42 |

Standard Notes: (D) Withheld to avoid disclosure. (NA) Not available. n.e.c. Not elsewhere classified. XXX Not applicable. (Z) Less than \$500. ... Represents zero.
¹ Group totals may include data for establishments without payroll which could not be classified by detailed kind of business.

Table 104. RETAIL TRADE: 1954 — COUNTIES WITH 500 ESTABLISHMENTS OR MORE—Continued
Establishments, Sales, Payroll, and Personnel, by Kind of Business

| County and kind of business | Establishments | | Sales | | Payroll, entire year (\$1,000) | Payroll, workweek ended nearest Nov. 15 | | Paid employees, workweek ended nearest Nov. 15 | | Proprietors (unincorporated businesses only) (Number) |
|--|--------------------------------|--------------------------|---|--|-----------------------------------|---|----------------------------|--|---------------------------|--|
| | Total ¹ (Number) | With payroll (Number) | Total, all establishments ¹ (\$1,000) | Establishments with payroll (\$1,000) | | Total (Dollars) | Full workweek (Dollars) | Total (Number) | Full workweek (Number) | |
| HARFORD COUNTY | | | | | | | | | | |
| Retail trade, total..... | 540 | 372 | 58,749 | 53,919 | 5,159 | 94,474 | 87,876 | 2,164 | 1,777 | 566 |
| Food stores, total..... | 95 | 47 | 14,100 | 12,314 | 741 | 14,162 | 12,463 | 314 | 230 | 104 |
| Grocery stores..... | 84 | 42 | 13,634 | 12,076 | 723 | 13,820 | 12,115 | 304 | 220 | 89 |
| Meat markets, fish (seafood) markets..... | 3 | 1 | 50 | (D) | (D) | (D) | (D) | (D) | (D) | (D) |
| Fruit stores, vegetable markets..... | 4 | 2 | 239 | (D) | (D) | (D) | (D) | (D) | (D) | (D) |
| Candy, nut, confectionery stores..... | 2 | ••• | (D) | ••• | ••• | ••• | ••• | ••• | ••• | (D) |
| Other food stores..... | 2 | 2 | (D) | (D) | (D) | (D) | (D) | (D) | (D) | (D) |
| Eating, drinking places, total..... | 99 | 77 | 4,261 | 3,839 | 680 | 13,248 | 12,002 | 439 | 361 | 109 |
| Eating places..... | 84 | 64 | 3,902 | (D) | 640 | 12,505 | 11,423 | 412 | 344 | 97 |
| Drinking places..... | 15 | 13 | 359 | (D) | 40 | 743 | 579 | 27 | 17 | 12 |
| General merchandise group, total..... | 51 | 27 | 3,788 | 2,788 | 273 | 5,320 | 4,791 | 166 | 126 | 53 |
| General merchandise group (except variety)..... | 44 | •0 | 2,725 | 1,725 | 109 | 2,267 | 1,977 | 62 | 49 | 46 |
| Variety stores..... | 7 | 7 | 1,063 | 1,063 | 164 | 3,053 | 2,814 | 104 | 77 | 7 |
| Apparel, accessories stores, total..... | 30 | •4 | 2,662 | 2,536 | 326 | 4,973 | 4,490 | 122 | 90 | 23 |
| Shoe stores..... | 7 | 7 | 355 | 355 | 34 | 664 | 533 | 12 | 9 | 4 |
| Men's, boys' clothing and furnishings stores..... | (NA) | 5 | (NA) | 318 | 33 | 588 | 494 | 17 | 10 | (NA) |
| Family clothing stores..... | (NA) | 5 | (NA) | 1,278 | 190 | 2,614 | 2,476 | 60 | 54 | (NA) |
| Women's clothing, specialty stores..... | 7 | 5 | 892 | (D) | (D) | (D) | (D) | (D) | (D) | (D) |
| Ready-to-wear stores..... | (NA) | 5 | (NA) | (D) | (D) | (D) | (D) | (D) | (D) | (NA) |
| Other clothing, specialty stores..... | (NA) | ••• | (NA) | ••• | ••• | ••• | ••• | ••• | ••• | (NA) |
| Other apparel stores..... | 4 | 2 | 153 | ••• | ••• | (D) | ••• | (D) | (D) | (D) |
| Furniture, home furnishings, appliance dealers, total..... | 29 | 19 | 2,382 | 2,238 | 299 | 6,192 | 5,905 | 97 | 88 | 29 |
| Furniture, home furnishings stores, antique stores..... | 10 | 6 | 767 | 671 | 59 | 1,549 | 1,549 | 32 | 32 | 12 |
| Household appliance, radio, TV stores..... | 19 | 13 | 1,615 | 1,567 | 240 | 4,643 | 4,356 | 65 | 56 | 17 |
| Automotive group..... | 41 | 35 | 12,708 | 12,392 | 1,107 | 19,802 | 19,304 | 324 | 300 | 37 |
| Gasoline service stations..... | 74 | 60 | 5,013 | 4,525 | 356 | 7,399 | 6,869 | 163 | 129 | 25 |
| Lumber, bldg. mats., hardware, farm equip. dealers, total..... | 30 | 24 | 4,518 | 4,444 | 523 | 8,992 | 8,820 | 157 | 149 | 35 |
| Farm equipment dealers..... | 12 | 8 | 1,182 | (D) | 160 | 2,322 | 2,247 | 48 | 45 | 13 |
| Lumber, building materials, supplies, equipment dealers..... | 10 | • | 2,604 | (D) | 281 | 5,112 | 5,112 | 72 | 72 | 12 |
| Hardware stores..... | 8 | 3 | 732 | 732 | 82 | 1,558 | 1,461 | 37 | 32 | 10 |
| Drug stores, proprietary stores, total..... | 13 | 13 | 1,711 | 1,711 | 214 | 3,687 | 3,177 | 107 | 71 | 13 |
| Drug stores..... | 9 | 9 | 1,286 | 1,286 | 153 | 2,651 | 2,184 | 85 | 52 | 8 |
| Proprietary stores..... | 4 | 4 | 425 | 425 | 61 | 1,036 | 993 | 22 | 19 | 5 |
| Other retail stores, total..... | 55 | 39 | 6,450 | 6,208 | 452 | 8,454 | 7,876 | 180 | 138 | 58 |
| Liquor stores..... | 3 | 3 | (D) | (D) | (D) | (D) | (D) | (D) | (D) | (D) |
| Fuel, ice dealers..... | 10 | 8 | 2,093 | (D) | 207 | 3,679 | 3,601 | 64 | 57 | 11 |
| Feed, farm, garden supply stores..... | 10 | 10 | 2,610 | 2,610 | 148 | 3,079 | 3,002 | 60 | 53 | 13 |
| Jewelry stores..... | 11 | 7 | 326 | 226 | 19 | 275 | 240 | 11 | 8 | 12 |
| Book, stationery stores..... | 2 | 2 | (D) | (D) | (D) | (D) | (D) | (D) | (D) | (D) |
| Other retail stores (except second-hand)..... | 11 | 7 | 333 | 289 | 33 | 551 | 368 | 18 | 8 | 11 |
| Second-hand stores..... | 2 | 2 | (D) | (D) | (D) | (D) | (D) | (D) | (D) | (D) |
| Nonstore retailers..... | 23 | 7 | 1,156 | 924 | 188 | 2,179 | 2,179 | 95 | 95 | 20 |
| MONTGOMERY COUNTY | | | | | | | | | | |
| Retail trade, total..... | 1,142 | 848 | 238,170 | 232,620 | 26,406 | 526,396 | 490,980 | 9,671 | 8,055 | 1,055 |
| Food stores, total..... | 199 | 151 | 62,311 | 60,983 | 4,740 | 91,539 | 81,162 | 1,494 | 1,121 | 175 |
| Grocery stores..... | 126 | 102 | 58,117 | 57,023 | 4,156 | 78,819 | 69,800 | 1,206 | 897 | 101 |
| Meat markets, fish (seafood) markets..... | 6 | 4 | (D) | 229 | 10 | 245 | 219 | 6 | 5 | (D) |
| Fruit stores, vegetable markets..... | 8 | 4 | 382 | 316 | 11 | 211 | 211 | 6 | 6 | 9 |
| Candy, nut, confectionery stores..... | 8 | 6 | (D) | 240 | 33 | 443 | 417 | 14 | 13 | (D) |
| Other food stores..... | 47 | 35 | 3,297 | 3,175 | 530 | 11,821 | 10,515 | 262 | 200 | 48 |
| Eating, drinking places, total..... | 146 | 114 | 10,934 | 10,412 | 2,340 | 44,941 | 41,388 | 1,239 | 1,012 | 146 |
| Eating places..... | 118 | 94 | 9,830 | 9,434 | 2,183 | 41,895 | 38,725 | 1,166 | 956 | 112 |
| Drinking places..... | 28 | 20 | 1,104 | 978 | 157 | 3,046 | 2,663 | 73 | 56 | 34 |
| General merchandise group, total..... | 42 | 30 | 28,065 | 27,871 | 3,137 | 64,186 | 59,019 | 1,625 | 1,383 | 38 |
| General merchandise group (except variety)..... | 22 | 14 | 24,299 | (D) | 2,560 | 51,737 | 48,143 | 1,234 | 1,105 | 24 |
| Variety stores..... | 18 | 16 | 3,656 | (D) | 577 | 12,449 | 10,876 | 391 | 278 | 12 |
| Apparel, accessories stores, total..... | 93 | 81 | 12,312 | 12,008 | 1,573 | 30,999 | 28,718 | 698 | 586 | 80 |
| Shoe stores..... | 21 | 19 | 2,675 | (D) | 362 | 6,722 | 5,378 | 132 | 74 | 13 |
| Men's, boys' clothing and furnishings stores..... | (NA) | 9 | (NA) | 887 | 94 | 1,781 | 1,665 | 27 | 19 | (NA) |
| Family clothing stores..... | (NA) | 8 | (NA) | 1,471 | 216 | 4,570 | 4,508 | 151 | 146 | (NA) |
| Women's clothing, specialty stores..... | 33 | 31 | 6,093 | (D) | 812 | 16,124 | 15,480 | 345 | 313 | 27 |
| Ready-to-wear stores..... | (NA) | 24 | (NA) | 5,332 | 720 | 14,212 | 13,648 | 309 | 279 | (NA) |
| Other clothing, specialty stores..... | (NA) | 7 | (NA) | (D) | 92 | 1,912 | 1,832 | 37 | 34 | (NA) |
| Other apparel stores..... | 16 | 14 | 1,004 | (D) | 39 | 1,802 | 1,687 | 42 | 34 | 16 |
| Furniture, home furnishings, appliance dealers, total..... | 61 | 47 | 6,203 | 5,995 | 1,041 | 20,128 | 19,694 | 291 | 274 | 61 |
| Furniture, home furnishings stores, antique stores..... | 34 | 24 | 3,168 | 3,008 | 592 | 11,773 | 11,443 | 166 | 154 | 30 |
| Household appliance, radio, TV stores..... | 27 | 23 | 3,015 | 2,987 | 449 | 8,355 | 8,251 | 125 | 120 | 29 |
| Automotive group..... | 65 | 59 | 43,879 | 43,817 | 4,439 | 89,602 | 88,515 | 1,101 | 1,072 | 38 |
| Gasoline service stations..... | 140 | 118 | 15,896 | 15,594 | 1,582 | 31,622 | 26,781 | 705 | 484 | 166 |
| Lumber, bldg. mats., hardware, farm equip. dealers, total..... | 76 | 70 | 21,267 | 21,207 | 2,293 | 43,316 | 41,600 | 653 | 573 | 47 |
| Farm equipment dealers..... | 11 | 11 | 2,745 | 2,745 | 386 | 6,546 | 6,410 | 98 | 94 | 7 |
| Lumber, building materials, supplies, equipment dealers..... | 33 | 31 | 13,155 | (D) | 1,153 | 21,225 | 21,115 | 294 | 291 | 15 |
| Hardware stores..... | 32 | 28 | 5,367 | (D) | 754 | 15,545 | 14,075 | 261 | 188 | 25 |

Standard Notes: (D) Withheld to avoid disclosure. (NA) Not available. n.e.c. Not elsewhere classified. XXX Not applicable. (Z) Less than \$500. ... Represents zero.
¹ Group totals may include data for establishments without payroll which could not be classified by detailed kind of business.

RETAIL TRADE—AREA STATISTICS

Table 104. RETAIL TRADE: 1954 — COUNTIES WITH 500 ESTABLISHMENTS OR MORE—Continued

Establishments, Sales, Payroll, and Personnel, by Kind of Business

| County and kind of business | Establishments | | Sales | | Payroll, entire year (\$1,000) | Payroll, workweek ended nearest Nov. 15 | | Paid employees, workweek ended nearest Nov. 15 | | Proprietors (unincorporated businesses only) ¹ (Number) |
|--|--------------------------------|--------------------------|---|--|-----------------------------------|---|----------------------------|--|---------------------------|---|
| | Total ¹ (Number) | With payroll (Number) | Total, all establishments ¹ (\$1,000) | Establishments with payroll (\$1,000) | | Total (Dollars) | Full workweek (Dollars) | Total (Number) | Full workweek (Number) | |
| MONTGOMERY COUNTY—Con. | | | | | | | | | | |
| Drug stores, proprietary stores, total..... | 39 | 35 | 9,153 | (D) | (D) | (D) | (D) | (D) | (D) | (D) |
| Drug stores..... | (NA) | 34 | (NA) | 7,975 | 1,174 | 24,947 | 21,350 | 564 | 382 | (NA) |
| Proprietary stores..... | (NA) | 1 | (NA) | (D) | (D) | (D) | (D) | (D) | (D) | (NA) |
| Other retail stores, total..... | 204 | 132 | 17,582 | (D) | 1,770 | 35,492 | 33,302 | 616 | 496 | 181 |
| Liquor stores..... | 11 | 11 | (D) | (D) | (D) | (D) | (D) | (D) | (D) | (D) |
| Fuel, ice dealers..... | 14 | 12 | 4,867 | (D) | 711 | 13,047 | 12,903 | 174 | 168 | 8 |
| Feed, farm, garden supply stores..... | 20 | 14 | 2,593 | 2,497 | 214 | 3,858 | 3,772 | 73 | 70 | 16 |
| Jewelry stores..... | 16 | 10 | 1,002 | 916 | 201 | 4,845 | 4,598 | 71 | 57 | 17 |
| Book, stationery stores..... | 11 | 7 | 817 | 681 | 90 | 1,997 | 1,829 | 47 | 35 | 9 |
| Other retail stores (except second-hand)..... | 92 | 70 | 3,236 | 2,954 | 367 | 7,881 | 6,640 | 168 | 114 | 88 |
| Second-hand stores..... | 8 | 8 | (D) | (D) | (D) | (D) | (D) | (D) | (D) | (D) |
| Nonstore retailers..... | 77 | 11 | 10,568 | (D) | (D) | (D) | (D) | (D) | (D) | (D) |
| PRINCE GEORGES COUNTY | | | | | | | | | | |
| Retail trade, total..... | 1,266 | 932 | 187,122 | 179,898 | 18,452 | 362,270 | 324,646 | 6,966 | 5,352 | 1,197 |
| Food stores, total..... | 256 | 178 | 67,577 | 65,507 | 4,860 | 97,637 | 83,911 | 1,667 | 1,194 | 242 |
| Grocery stores..... | 199 | 137 | 64,233 | 62,425 | 4,462 | 89,016 | 75,936 | 1,465 | 1,031 | 191 |
| Meat markets, fish (seafood) markets..... | ... | ... | ... | ... | ... | ... | ... | ... | ... | ... |
| Fruit stores, vegetable markets..... | 6 | ... | 66 | ... | ... | ... | ... | ... | ... | 8 |
| Candy, nut, confectionery stores..... | 1 | 1 | (D) | (D) | (D) | (D) | (D) | (D) | (D) | (D) |
| Other food stores..... | 50 | 40 | (D) | (D) | (D) | (D) | (D) | (D) | (D) | (D) |
| Eating, drinking places, total..... | 229 | 199 | 15,916 | 15,400 | 3,103 | 60,408 | 54,572 | 1,519 | 1,257 | 192 |
| Eating places..... | 142 | 120 | 9,486 | 9,204 | 2,046 | 37,725 | 33,051 | 1,047 | 848 | 113 |
| Drinking places..... | 85 | 79 | 6,396 | 6,196 | 1,057 | 22,683 | 21,521 | 472 | 409 | 77 |
| General merchandise group, total..... | 46 | 42 | 5,792 | (D) | 687 | 13,121 | 9,655 | 438 | 223 | 46 |
| General merchandise group (except variety)..... | 16 | 16 | 1,303 | 1,303 | 88 | 1,725 | 1,613 | 47 | 41 | 20 |
| Variety stores..... | 28 | 26 | 4,037 | (D) | 599 | 11,396 | 8,042 | 391 | 182 | 24 |
| Apparel, accessories stores, total..... | 67 | 59 | 4,660 | 4,314 | 415 | 7,727 | 7,055 | 206 | 169 | 65 |
| Shoe stores..... | 11 | 9 | 928 | (D) | 116 | 2,069 | 1,806 | 44 | 27 | 6 |
| Men's, boys' clothing and furnishings stores..... | (NA) | 10 | (NA) | 846 | 61 | 1,138 | 1,070 | 21 | 17 | (NA) |
| Family clothing stores..... | (NA) | 9 | (NA) | 681 | 68 | 1,095 | 1,014 | 30 | 26 | (NA) |
| Women's clothing, specialty stores..... | 20 | 20 | 1,376 | 1,376 | 131 | 2,680 | 2,466 | 88 | 80 | 16 |
| Ready-to-wear stores..... | 17 | 17 | (D) | (D) | (D) | (D) | (D) | (D) | (D) | (D) |
| Other clothing, specialty stores..... | 3 | 3 | (D) | (D) | (D) | (D) | (D) | (D) | (D) | (D) |
| Other apparel stores..... | 13 | 11 | 549 | (D) | 39 | 745 | 699 | 23 | 19 | 14 |
| Furniture, home furnishings, appliance dealers, total..... | 49 | 35 | 2,861 | 2,607 | 410 | 8,261 | 7,874 | 131 | 118 | 46 |
| Furniture, home furnishings stores, antique stores..... | 18 | 14 | 1,301 | 1,171 | 186 | 3,906 | 3,619 | 63 | 53 | 15 |
| Household appliance, radio, TV stores..... | 31 | 21 | 1,560 | 1,436 | 224 | 4,355 | 4,255 | 68 | 65 | 31 |
| Automotive group..... | 62 | 54 | 34,591 | 34,445 | 3,371 | 61,216 | 60,515 | 753 | 737 | 47 |
| Gasoline service stations..... | 195 | 159 | 17,792 | 16,778 | 1,602 | 33,726 | 28,785 | 744 | 514 | 227 |
| Lumber, bldg. mats., hardware, farm equip. dealers, total..... | 70 | 58 | 16,041 | (D) | 1,596 | 33,507 | 31,827 | 517 | 461 | 45 |
| Farm equipment dealers..... | 2 | 2 | (D) | (D) | (D) | (D) | (D) | (D) | (D) | (D) |
| Lumber, building materials, supplies, equipment dealers..... | 33 | 23 | 12,189 | 12,092 | 1,116 | 24,491 | 23,466 | 336 | 313 | 20 |
| Hardware stores..... | 35 | 33 | (D) | (D) | (D) | (D) | (D) | (D) | (D) | (D) |
| Drug stores, proprietary stores, total..... | 43 | 43 | 9,202 | 9,202 | 1,363 | 26,572 | 21,446 | 613 | 377 | 32 |
| Drug stores..... | 41 | 41 | (D) | (D) | (D) | (D) | (D) | (D) | (D) | (D) |
| Proprietary stores..... | 2 | 2 | (D) | (D) | (D) | (D) | (D) | (D) | (D) | (D) |
| Other retail stores, total..... | 158 | 94 | 10,922 | (D) | 811 | 15,674 | 14,624 | 325 | 251 | 171 |
| Liquor stores..... | 54 | 42 | 5,707 | 5,105 | 370 | 6,613 | 6,075 | 128 | 103 | 50 |
| Fuel, ice dealers..... | 17 | 7 | 1,661 | 1,481 | 169 | 3,363 | 3,363 | 54 | 54 | 16 |
| Feed, farm, garden supply stores..... | 5 | 3 | 740 | (D) | (D) | (D) | (D) | (D) | (D) | (D) |
| Jewelry stores..... | 15 | 11 | 540 | 454 | 43 | 929 | 922 | 14 | 11 | 14 |
| Book, stationery stores..... | 2 | ... | (D) | ... | ... | ... | ... | ... | ... | (D) |
| Other retail stores (except second-hand)..... | 47 | 29 | 1,508 | 1,272 | 141 | 2,860 | 2,537 | 92 | 54 | 51 |
| Second-hand stores..... | 4 | 2 | (D) | (D) | (D) | (D) | (D) | (D) | (D) | (D) |
| Nonstore retailers..... | 81 | 11 | 2,168 | 1,216 | 234 | 4,421 | 4,382 | 53 | 51 | 84 |
| WASHINGTON COUNTY | | | | | | | | | | |
| Retail trade, total..... | 910 | 630 | 88,357 | 83,007 | 9,478 | 183,421 | 172,396 | 4,170 | 3,516 | 873 |
| Food stores, total..... | 205 | 117 | 19,043 | 16,949 | 1,020 | 18,996 | 16,300 | 471 | 341 | 226 |
| Grocery stores..... | 154 | 88 | 17,177 | 15,447 | 905 | 16,653 | 14,268 | 397 | 284 | 169 |
| Meat markets, fish (seafood) markets..... | 8 | 4 | 290 | 208 | 8 | 128 | 115 | 4 | 3 | 7 |
| Fruit stores, vegetable markets..... | 5 | 5 | 334 | 334 | 16 | 247 | 220 | 9 | 7 | 5 |
| Candy, nut, confectionery stores..... | 11 | 5 | 236 | 142 | 13 | 357 | 345 | 12 | 11 | 12 |
| Other food stores..... | 25 | 15 | 996 | 818 | 78 | 1,611 | 1,352 | 49 | 36 | 31 |
| Eating, drinking places, total..... | 185 | 145 | 7,038 | 6,578 | 1,065 | 22,139 | 20,147 | 698 | 584 | 184 |
| Eating places..... | 103 | 81 | 4,016 | 3,818 | 734 | 15,863 | 14,261 | 504 | 421 | 106 |
| Drinking places..... | 82 | 64 | 3,022 | 2,760 | 331 | 6,276 | 5,886 | 194 | 163 | 78 |
| General merchandise group, total..... | 22 | 20 | 7,431 | (D) | (D) | (D) | (D) | (D) | (D) | (D) |
| General merchandise group (except variety)..... | 15 | 15 | 5,908 | 5,908 | 973 | 15,467 | 14,006 | 446 | 350 | 16 |
| Variety stores..... | 7 | 5 | 1,523 | (D) | (D) | (D) | (D) | (D) | (D) | (D) |

Standard Notes: (D) Withheld to avoid disclosure. (NA) Not available. n.e.c. Not elsewhere classified. XXX Not applicable. (Z) Less than \$500. ... Represents zero.

¹ Group totals may include data for establishments without payroll which could not be classified by detailed kind of business.

Table 104. RETAIL TRADE: 1954 — COUNTIES WITH 500 ESTABLISHMENTS OR MORE—Continued

Establishments, Sales, Payroll, and Personnel, by Kind of Business

| County and kind of business | Establishments | | Sales | | Payroll, entire year (\$1,000) | Payroll, workweek ended nearest Nov. 15 | | Paid employees, workweek ended nearest Nov. 15 | | Proprietors (unincorporated businesses only) ¹ (Number) |
|---|--------------------------------|--------------------------|---|--|-----------------------------------|---|----------------------------|--|---------------------------|---|
| | Total ¹ (Number) | With payroll (Number) | Total, all establishments ¹ (\$1,000) | Establishments with payroll (\$1,000) | | Total (Dollars) | Full workweek (Dollars) | Total (Number) | Full workweek (Number) | |
| WASHINGTON COUNTY—Con. | | | | | | | | | | |
| Apparel, accessories stores, total | 71 | 59 | 5,866 | 5,562 | 748 | 13,856 | 12,524 | 372 | 257 | 42 |
| Shoe stores | 13 | 13 | 1,228 | 1,228 | 148 | 2,644 | 2,344 | 67 | 44 | 5 |
| Men's, boys' clothing and furnishings stores | (NA) | 14 | (NA) | 1,189 | 151 | 2,929 | 2,663 | 60 | 40 | (NA) |
| Family clothing stores | (NA) | 6 | (NA) | 1,043 | 142 | 2,679 | 2,468 | 72 | 49 | (NA) |
| Women's clothing, specialty stores | 28 | 22 | 2,021 | 1,921 | 292 | 5,292 | 4,737 | 166 | 117 | 17 |
| Ready-to-wear stores | (NA) | 14 | (NA) | 1,497 | 232 | 4,192 | 3,795 | 131 | 94 | (NA) |
| Other clothing, specialty stores | (NA) | 8 | (NA) | 424 | 60 | 1,100 | 942 | 35 | 23 | (NA) |
| Other apparel stores | 4 | 4 | 181 | 181 | 15 | 312 | 312 | 7 | 7 | 4 |
| Furniture, home furnishings, appliance dealers, total | 50 | 38 | 3,769 | 3,591 | 621 | 11,857 | 11,510 | 210 | 195 | 45 |
| Furniture, home furnishings stores, antique stores | 25 | 17 | 2,259 | 2,159 | 456 | 8,571 | 8,500 | 145 | 140 | 19 |
| Household appliance, radio, TV stores | 25 | 21 | 1,510 | 1,432 | 165 | 3,286 | 3,010 | 65 | 55 | 26 |
| Automotive group | 49 | 37 | 17,187 | 16,939 | 1,681 | 30,813 | 30,448 | 487 | 472 | 36 |
| Gasoline service stations | 104 | 66 | 5,712 | 4,886 | 415 | 8,910 | 8,049 | 221 | 168 | 112 |
| Lumber, bldg. mats., hardware, farm equip. dealers, total | 31 | 27 | 8,151 | 7,995 | 1,064 | 18,158 | 17,836 | 318 | 298 | 26 |
| Farm equipment dealers | 5 | 5 | 574 | 574 | 53 | 916 | 916 | 17 | 17 | 7 |
| Lumber, building materials, supplies, equipment dealers | 16 | 14 | 5,813 | (D) | 734 | 13,005 | 12,874 | 217 | 210 | 11 |
| Hardware stores | 10 | 8 | 1,767 | (D) | 277 | 4,237 | 4,046 | 84 | 71 | 8 |
| Drug stores, proprietary stores, total | 25 | 25 | 2,366 | 2,366 | 303 | 6,874 | 6,263 | 169 | 133 | 23 |
| Drug stores | 9 | 9 | 1,643 | 1,643 | 249 | 5,853 | 5,374 | 127 | 102 | 9 |
| Proprietary stores | 16 | 16 | 723 | 723 | 54 | 1,021 | 889 | 42 | 31 | 14 |
| Other retail stores, total | 117 | 85 | 8,816 | 8,242 | 935 | 17,586 | 16,772 | 370 | 327 | 111 |
| Liquor stores | 29 | 19 | 1,624 | 1,286 | 87 | 1,501 | 1,322 | 36 | 27 | 31 |
| Fuel, ice dealers | 12 | 12 | 1,995 | 1,975 | 299 | 5,126 | 4,989 | 94 | 89 | 12 |
| Feed, farm, garden supply stores | 16 | 14 | 2,511 | (D) | 152 | 2,933 | 2,707 | 66 | 57 | 14 |
| Jewelry stores | 13 | 13 | 853 | 933 | 152 | 2,572 | 2,484 | 53 | 46 | 9 |
| Book, stationery stores | 3 | 1 | (D) | (D) | (D) | (D) | (D) | (D) | (D) | (D) |
| Other retail stores (except second-hand) | 29 | 23 | 1,157 | 1,125 | 156 | 3,772 | 3,626 | 83 | 74 | 31 |
| Second-hand stores | 5 | 3 | (D) | (D) | (D) | (D) | (D) | (D) | (D) | (D) |
| Nonstore retailers | 51 | 11 | 2,978 | (D) | (D) | (D) | (D) | (D) | (D) | (D) |
| WICOMICO COUNTY | | | | | | | | | | |
| Retail trade, total | 568 | 320 | 62,592 | 57,302 | 7,222 | 131,312 | 124,756 | 2,652 | 2,294 | 549 |
| Food stores, total | 138 | 48 | 12,231 | 9,877 | 720 | 14,132 | 12,618 | 298 | 222 | 154 |
| Grocery stores | 116 | 38 | 10,656 | 8,494 | 603 | 11,473 | 9,973 | 248 | 174 | 128 |
| Meat markets, fish (seafood) markets | 3 | 1 | 46 | (D) | (D) | (D) | (D) | (D) | (D) | (D) |
| Fruit stores, vegetable markets | 2 | ••• | (D) | ••• | ••• | ••• | ••• | ••• | ••• | (D) |
| Candy, nut, confectionery stores | 11 | 5 | 271 | 129 | 14 | 241 | 227 | 8 | 6 | 13 |
| Other food stores | 6 | 4 | (D) | (D) | (D) | (D) | (D) | (D) | (D) | (D) |
| Eating, drinking places, total | 62 | 34 | 2,673 | 2,307 | 505 | 9,056 | 8,820 | 256 | 242 | 63 |
| Eating places | 44 | 26 | 2,122 | 1,932 | 468 | 8,247 | 8,065 | 233 | 222 | 42 |
| Drinking places | 18 | 8 | 551 | 375 | 37 | 809 | 755 | 23 | 20 | 21 |
| General merchandise group, total | 29 | 15 | 4,853 | 4,407 | 675 | 12,804 | 12,243 | 355 | 287 | 25 |
| General merchandise group (except variety) | 24 | 10 | 3,560 | 3,114 | 480 | 9,218 | 8,834 | 210 | 172 | 24 |
| Variety stores | 5 | 5 | 1,293 | 1,293 | 195 | 3,586 | 3,409 | 145 | 115 | 1 |
| Apparel, accessories stores, total | 39 | 35 | 4,835 | 4,785 | 819 | 13,308 | 11,563 | 325 | 240 | 29 |
| Shoe stores | 13 | 11 | 810 | (D) | (D) | (D) | (D) | (D) | (D) | (D) |
| Men's, boys' clothing and furnishings stores | (NA) | 8 | (NA) | 831 | 123 | 2,086 | 1,999 | 37 | 22 | (NA) |
| Family clothing stores | (NA) | ••• | (NA) | ••• | ••• | ••• | ••• | ••• | ••• | (NA) |
| Women's clothing, specialty stores | 14 | 14 | 3,064 | 3,064 | 590 | 9,216 | 8,355 | 242 | 188 | 11 |
| Ready-to-wear stores | 11 | 11 | 3,013 | 3,013 | 583 | 9,078 | 8,217 | 238 | 184 | 9 |
| Other clothing, specialty stores | 3 | 3 | 51 | 51 | 7 | 138 | 138 | 4 | 4 | 2 |
| Other apparel stores | 2 | 2 | (D) | (D) | (D) | (D) | (D) | (D) | (D) | (D) |
| Furniture, home furnishings, appliance dealers, total | 40 | 26 | 3,286 | 3,030 | 549 | 9,925 | 9,815 | 158 | 152 | 29 |
| Furniture, home furnishings stores, antique stores | 20 | 16 | 1,902 | 1,844 | 349 | 5,671 | 5,637 | 96 | 92 | 13 |
| Household appliance, radio, TV stores | 20 | 10 | 1,384 | 1,186 | 200 | 4,254 | 4,178 | 62 | 60 | 16 |
| Automotive group | 34 | 28 | 11,947 | 11,705 | 1,272 | 22,739 | 22,121 | 349 | 332 | 22 |
| Gasoline service stations | 70 | 50 | 3,475 | 2,939 | 245 | 4,859 | 4,550 | 124 | 103 | 78 |
| Lumber, bldg. mats., hardware, farm equip. dealers, total | 20 | 18 | 5,824 | (D) | 1,063 | 19,769 | 19,003 | 325 | 297 | 12 |
| Farm equipment dealers | 4 | 4 | 529 | 529 | 76 | 1,578 | 1,561 | 26 | 25 | ••• |
| Lumber, building materials, supplies, equipment dealers | 11 | 9 | (D) | (D) | (D) | (D) | (D) | (D) | (D) | (D) |
| Hardware stores | 5 | 5 | (D) | (D) | (D) | (D) | (D) | (D) | (D) | (D) |
| Drug stores, proprietary stores, total | 14 | 14 | 1,538 | 1,538 | 226 | 4,037 | 3,728 | 112 | 85 | 12 |
| Drug stores | 9 | 9 | 1,354 | 1,354 | 209 | 3,710 | 3,447 | 95 | 75 | 6 |
| Proprietary stores | 5 | 5 | 184 | 184 | 17 | 327 | 281 | 17 | 10 | 6 |
| Other retail stores, total | 73 | 43 | 10,140 | (D) | 801 | 14,533 | 14,183 | 251 | 237 | 76 |
| Liquor stores | 5 | 3 | 1,271 | (D) | (D) | (D) | (D) | (D) | (D) | (D) |
| Fuel, ice dealers | 9 | 7 | 1,497 | (D) | 191 | 3,036 | 3,007 | 50 | 49 | 6 |
| Feed, farm, garden supply stores | 16 | 12 | 5,122 | 4,946 | 236 | 4,295 | 4,229 | 65 | 64 | 17 |
| Jewelry stores | 5 | 5 | 484 | 484 | 62 | 1,301 | 1,250 | 26 | 22 | 3 |
| Book, stationery stores | 2 | 2 | (D) | (D) | (D) | (D) | (D) | (D) | (D) | (D) |
| Other retail stores (except second-hand) | 21 | 13 | 952 | 862 | 136 | 2,550 | 2,378 | 51 | 46 | 25 |
| Second-hand stores | 5 | 1 | (D) | (D) | (D) | (D) | (D) | (D) | (D) | (D) |
| Nonstore retailers | 49 | 9 | 1,790 | 1,342 | 347 | 6,150 | 6,112 | 99 | 97 | 49 |

Standard Notes: (D) Withheld to avoid disclosure. (NA) Not available. n.e.c. Not elsewhere classified. XXXX Not applicable. (Z) Less than \$500. ... Represents zero.
¹ Group totals may include data for establishments without payroll which could not be classified by detailed kind of business.

Table 105. RETAIL TRADE: 1954 — CITIES WITH 500 ESTABLISHMENTS OR MORE
Establishments, Sales, Payroll, and Personnel, by Kind of Business

| City and kind of business | Establishments | | Sales | | Payroll, entire year (\$1,000) | Payroll, workweek ended nearest Nov. 15 | | Paid employees, workweek ended nearest Nov. 15 | | Proprietors (unincorporated businesses only) ¹ (Number) |
|---|--------------------------------|--------------------------|---|--|-----------------------------------|---|----------------------------|--|---------------------------|---|
| | Total ¹ (Number) | With payroll (Number) | Total, all establishments ¹ (\$1,000) | Establishments with payroll (\$1,000) | | Total (Dollars) | Full workweek (Dollars) | Total (Number) | Full workweek (Number) | |
| BALTIMORE CITY | | | | | | | | | | |
| Retail trade, total..... | 11,777 | 7,109 | 1,239,798 | 1,145,652 | 157,388 | 3,069,878 | 2,812,984 | 66,542 | 53,868 | 12,069 |
| Food Stores | | | | | | | | | | |
| Total..... | 3,614 | 1,572 | 278,620 | 229,882 | 18,364 | 354,385 | 319,247 | 7,667 | 5,854 | 3,892 |
| Grocery stores..... | 2,023 | 879 | 218,153 | 185,113 | 13,115 | 251,661 | 226,165 | 5,115 | 3,828 | 2,181 |
| Meat markets..... | 222 | 138 | 14,786 | 12,876 | 1,094 | 20,095 | 17,223 | 412 | 284 | 256 |
| Fish (seafood) markets..... | 91 | 45 | 4,566 | 3,888 | 412 | 8,063 | 7,851 | 162 | 147 | 103 |
| Fruit stores, vegetable markets..... | 243 | 63 | 6,440 | 3,530 | 256 | 4,522 | 4,331 | 117 | 103 | 289 |
| Candy, nut, confectionery stores..... | 540 | 128 | 10,841 | 4,299 | 427 | 8,529 | 7,482 | 275 | 205 | 555 |
| Bakery products stores..... | 207 | 157 | 9,606 | 8,698 | 2,119 | 42,324 | 39,188 | 1,032 | 851 | 214 |
| Bakeries, with baking on premises..... | (NA) | 116 | (NA) | 6,345 | 1,585 | 31,826 | 29,228 | 777 | 630 | (NA) |
| Bakeries, without baking on premises..... | (NA) | 41 | (NA) | 2,353 | 534 | 10,498 | 9,960 | 255 | 221 | (NA) |
| Delicatessen stores..... | 92 | 64 | 5,205 | 4,535 | 357 | 7,281 | 6,454 | 229 | 182 | 103 |
| Food stores, n.e.c..... | 184 | 98 | 8,831 | 6,943 | 584 | 11,910 | 10,553 | 325 | 254 | 179 |
| Eating, Drinking Places | | | | | | | | | | |
| Total..... | 2,516 | 2,016 | 131,079 | 122,521 | 24,451 | 475,280 | 432,334 | 13,574 | 11,667 | 2,727 |
| Eating places (except refreshment stands)..... | 1,000 | 846 | 61,650 | 59,006 | 15,328 | 294,480 | 265,104 | 8,409 | 7,311 | 1,057 |
| Restaurants, cafeterias..... | (NA) | 768 | (NA) | 54,373 | 14,035 | 268,876 | 242,013 | 7,709 | 6,755 | (NA) |
| Caterers..... | (NA) | 19 | (NA) | 1,499 | 366 | 7,560 | 5,289 | 241 | 105 | (NA) |
| In-plant food contractors..... | (NA) | 59 | (NA) | 3,134 | 927 | 18,044 | 17,802 | 459 | 451 | (NA) |
| Refreshment stands..... | 116 | 104 | 5,365 | 5,217 | 879 | 13,774 | 10,970 | 489 | 326 | 74 |
| Drinking places..... | 1,394 | 1,066 | 63,962 | 58,298 | 8,244 | 167,026 | 156,260 | 4,676 | 4,030 | 1,588 |
| General Merchandise Group | | | | | | | | | | |
| Total..... | 294 | 194 | 184,558 | 182,656 | 33,711 | 697,402 | 603,136 | 17,312 | 12,412 | 270 |
| Department stores..... | 20 | 20 | 152,278 | 152,278 | 28,760 | 597,567 | 518,223 | 14,033 | 10,259 | ... |
| Dry goods, general merchandise stores..... | 139 | 79 | 9,415 | 8,373 | 1,227 | 26,737 | 24,816 | 577 | 455 | 142 |
| General stores..... | 5 | 3 | 211 | (D) | 10 | 143 | 115 | 4 | 2 | 7 |
| Variety stores..... | 128 | 92 | 22,578 | (D) | 3,714 | 72,955 | 59,982 | 2,698 | 1,696 | 119 |
| Apparel, Accessories Stores | | | | | | | | | | |
| Total..... | 891 | 679 | 83,891 | 79,527 | 11,609 | 213,716 | 196,757 | 4,479 | 3,609 | 807 |
| Shoe stores..... | 179 | 135 | 15,716 | 14,850 | 2,092 | 38,781 | 34,879 | 780 | 587 | 125 |
| Men's shoe stores..... | (NA) | 37 | (NA) | (D) | (D) | (D) | (D) | (D) | (D) | (NA) |
| Women's shoe stores..... | (NA) | 18 | (NA) | (D) | (D) | (D) | (D) | (D) | (D) | (NA) |
| Children's, juveniles' shoe stores..... | (NA) | 4 | (NA) | 311 | 19 | 380 | 380 | 8 | 8 | (NA) |
| Family shoe stores..... | (NA) | 76 | (NA) | 8,344 | 1,222 | 22,492 | 14,560 | 481 | 350 | (NA) |
| Men's, boys' clothing and furnishings stores..... | (NA) | 159 | (NA) | 21,069 | 2,876 | 50,273 | 46,851 | 891 | 717 | (NA) |
| Men's, boys' clothing stores..... | (NA) | 92 | (NA) | 17,021 | 2,457 | 42,974 | 40,176 | 734 | 597 | (NA) |
| Men's, boys' furnishings stores..... | (NA) | 67 | (NA) | 4,048 | 419 | 7,299 | 6,675 | 157 | 120 | (NA) |
| Family clothing stores..... | (NA) | 53 | (NA) | 10,873 | 1,421 | 28,055 | 27,265 | 636 | 597 | (NA) |
| Women's clothing, specialty stores..... | 286 | 240 | 26,634 | 25,810 | 4,387 | 78,315 | 71,112 | 1,793 | 1,422 | 248 |
| Ready-to-wear stores..... | (NA) | 169 | (NA) | 21,649 | 3,668 | 65,488 | 59,639 | 1,489 | 1,180 | (NA) |
| Millinery stores..... | (NA) | 25 | (NA) | 1,074 | 178 | 3,434 | 2,983 | 93 | 68 | (NA) |
| Clothing, specialty stores, n.e.c..... | (NA) | 46 | (NA) | 3,087 | 543 | 9,393 | 8,490 | 211 | 174 | (NA) |
| Children's, infants' wear stores..... | 51 | 41 | 3,026 | 2,782 | 235 | 4,628 | 3,725 | 153 | 88 | 62 |
| Apparel stores, n.e.c..... | 81 | 51 | 4,669 | 4,143 | 598 | 13,664 | 12,925 | 226 | 198 | 86 |
| Furniture, Home Furnishings, Appliance Dealers | | | | | | | | | | |
| Total..... | 496 | 346 | 65,814 | 63,448 | 10,987 | 210,893 | 205,004 | 3,329 | 3,090 | 473 |
| Furniture, home furnishings stores..... | 336 | 242 | 48,652 | 47,144 | 8,476 | 163,056 | 158,275 | 2,579 | 2,385 | 316 |
| Furniture stores..... | (NA) | 151 | (NA) | 40,064 | 6,970 | 133,606 | 130,008 | 2,022 | 1,886 | (NA) |
| Floor covering stores..... | (NA) | 22 | (NA) | 2,802 | 677 | 12,152 | 11,004 | 196 | 188 | (NA) |
| Home furnishings stores, n.e.c., antique stores..... | (NA) | 69 | (NA) | 4,278 | 829 | 17,298 | 16,463 | 361 | 311 | (NA) |
| Household appliance, radio, TV stores..... | 156 | 104 | 17,116 | 16,304 | 2,511 | 47,837 | 46,729 | 750 | 705 | 153 |
| Household appliance stores..... | (NA) | 39 | (NA) | 4,301 | 790 | 14,343 | 13,947 | 257 | 247 | (NA) |
| Appliance, radio, TV stores..... | (NA) | 33 | (NA) | 9,532 | 1,362 | 26,220 | 25,762 | 370 | 343 | (NA) |
| Radio, TV stores..... | (NA) | 32 | (NA) | 2,471 | 359 | 7,274 | 7,020 | 123 | 115 | (NA) |
| Automotive Group | | | | | | | | | | |
| Total..... | 299 | 225 | 172,773 | 171,413 | 17,593 | 326,989 | 322,500 | 4,281 | 4,115 | 220 |
| Passenger car dealers (franchised)..... | 74 | 70 | 144,438 | 144,324 | 14,559 | 272,018 | 270,784 | 3,373 | 3,337 | 27 |
| Passenger car dealers (nonfranchised)..... | 113 | 81 | 15,838 | 15,132 | 1,372 | 23,114 | 22,621 | 341 | 325 | 114 |
| Tire, battery, accessory dealers..... | 14 | 10 | 10,535 | (D) | 1,467 | 27,913 | 25,281 | 503 | 395 | 61 |
| Motorcycle, aircraft, boat dealers..... | 14 | 58 | 1,540 | (D) | 153 | 3,048 | 2,955 | 47 | 43 | 14 |
| Household trailer dealers..... | 2 | 2 | (D) | (D) | (D) | (D) | (D) | (D) | (D) | (D) |
| Automotive dealers, n.e.c..... | 2 | 2 | (D) | (D) | (D) | (D) | (D) | (D) | (D) | (D) |
| Gasoline Service Stations | | | | | | | | | | |
| Total..... | 614 | 518 | 50,268 | 47,596 | 5,157 | 101,263 | 93,586 | 2,088 | 1,679 | 620 |
| Lumber, Bldg. Mats., Hardware, Farm Equipment Dealers | | | | | | | | | | |
| Total..... | 376 | 210 | 47,565 | 44,389 | 5,736 | 106,292 | 104,555 | 1,521 | 1,450 | 362 |
| Farm equipment dealers..... | 2 | ... | (D) | ... | ... | ... | ... | ... | ... | (D) |
| Lumber, building materials dealers..... | 81 | 55 | 33,376 | 32,914 | 3,767 | 70,299 | 69,766 | 966 | 941 | 52 |
| Paint, glass, wallpaper stores..... | 46 | 18 | (D) | 1,077 | 186 | 3,275 | 3,059 | 55 | 50 | (D) |
| Plumbing, electrical supply stores..... | 20 | 16 | 3,754 | 3,736 | 990 | 18,009 | 17,907 | 222 | 220 | 14 |
| Hardware stores..... | 223 | 121 | 8,782 | 6,662 | 793 | 14,709 | 13,823 | 278 | 239 | 246 |
| Drug Stores, Proprietary Stores | | | | | | | | | | |
| Total..... | 425 | 397 | 49,084 | 48,494 | 5,899 | 112,982 | 91,109 | 3,411 | 2,173 | 426 |
| Drug stores..... | (NA) | 374 | (NA) | 46,754 | 5,751 | 110,449 | 89,180 | 3,330 | 2,113 | (NA) |
| Proprietary stores..... | (NA) | 23 | (NA) | 1,740 | 148 | 2,533 | 1,929 | 81 | 60 | (NA) |
| Other Retail Stores | | | | | | | | | | |
| Total..... | 1,362 | 780 | 100,048 | 89,606 | 12,824 | 242,188 | 230,769 | 4,492 | 3,963 | 1,386 |
| Liquor stores..... | 342 | 186 | 24,123 | 21,595 | 1,340 | 26,437 | 24,432 | 580 | 481 | 278 |
| Fuel, ice dealers..... | 172 | 68 | 19,298 | 18,268 | 2,766 | 50,941 | 49,348 | 864 | 798 | 151 |
| Fuel dealers (coal, wood)..... | (NA) | 24 | (NA) | (D) | (D) | (D) | (D) | (D) | (D) | (NA) |
| Liquefied petroleum gas dealers..... | (NA) | 4 | (NA) | 331 | 68 | 1,387 | 1,260 | 20 | 16 | (NA) |
| Fuel oil dealers..... | (NA) | 32 | (NA) | 13,711 | 2,071 | 36,985 | 36,009 | 561 | 531 | (NA) |
| Ice dealers..... | (NA) | 8 | (NA) | (D) | (D) | (D) | (D) | (D) | (D) | (NA) |
| Hay, grain, feed stores..... | 12 | 12 | 2,996 | 2,996 | 191 | 3,986 | 3,752 | 76 | 71 | 15 |
| Farm, garden supply stores..... | 6 | 4 | (D) | (D) | (D) | (D) | (D) | (D) | (D) | (D) |
| Jewelry stores..... | 136 | 94 | 16,723 | 15,847 | 3,107 | 57,163 | 55,820 | 953 | 878 | 122 |

Standard Notes: (D) Withheld to avoid disclosure. (NA) Not available. n.e.c. Not elsewhere classified. XXX Not applicable. (Z) Less than \$500. ... Represents zero.
¹ Group totals may include data for establishments without payroll which could not be classified by detailed kind of business.

Table 105. RETAIL TRADE: 1954 — CITIES WITH 500 ESTABLISHMENTS OR MORE—Continued

Establishments, Sales, Payroll, and Personnel, by Kind of Business

| City and kind of business | Establishments | | Sales | | Payroll, entire year (\$1,000) | Payroll, workweek ended nearest Nov. 15 | | Paid employees, workweek ended nearest Nov. 15 | | Proprietors (unincorporated businesses only) ¹ (Number) |
|---|--------------------------------|--------------------------|---|--|-----------------------------------|---|----------------------------|--|---------------------------|---|
| | Total ¹ (Number) | With payroll (Number) | Total, all establishments ¹ (\$1,000) | Establishments with payroll (\$1,000) | | Total (Dollars) | Full workweek (Dollars) | Total (Number) | Full workweek (Number) | |
| BALTIMORE CITY—Con. | | | | | | | | | | |
| Other retail stores—Con. | | | | | | | | | | |
| Book stores | 30 | 16 | (D) | (D) | (D) | (D) | (D) | (D) | (D) | (D) |
| Stationery stores | 29 | 25 | (D) | (D) | (D) | (D) | (D) | (D) | (D) | (D) |
| Sporting goods stores | 43 | 25 | 3,044 | 2,596 | 303 | 5,817 | 4,951 | 112 | 79 | 37 |
| Bicycle stores | 7 | 3 | 139 | 129 | 8 | 136 | 136 | 3 | 3 | 8 |
| Florists | 129 | 63 | 3,663 | 2,945 | 446 | 9,082 | 8,576 | 24 | 176 | 155 |
| Cigar stores, stands | 14 | 8 | 660 | (D) | (D) | (D) | (D) | (D) | (D) | (D) |
| News dealers, newsstands | 30 | 12 | 93 | (D) | (D) | (D) | (D) | (D) | (D) | (D) |
| Gift, novelty, souvenir stores | 64 | 30 | 1,217 | 1,135 | 142 | 3,273 | 2,598 | 92 | 58 | 70 |
| Music stores | 53 | 33 | 2,962 | 2,646 | 458 | 8,503 | 8,024 | 154 | 130 | 44 |
| Camera, photographic supply stores | 9 | 9 | 2,015 | 2,015 | 214 | 4,903 | 4,632 | 81 | 74 | 8 |
| Luggage, leather goods stores | 4 | 4 | (D) | (D) | (D) | (D) | (D) | (D) | (D) | (D) |
| Optical goods stores | 29 | 25 | 2,340 | (D) | (D) | (D) | (D) | (D) | (D) | (D) |
| Office, store machine and equipment dealers | 6 | 4 | 233 | (D) | 52 | 1,041 | 1,030 | 20 | 19 | 10 |
| Retail stores (except second-hand) n.e.c. | 74 | 74 | 3,743 | 3,743 | 472 | 10,015 | 9,429 | 191 | 160 | 70 |
| Second-hand stores | 125 | 95 | 3,977 | 3,641 | 709 | 14,645 | 13,871 | 282 | 245 | 140 |
| Nonstore Retailers | | | | | | | | | | |
| Total | 900 | 172 | 76,098 | 66,220 | 11,057 | 228,488 | 213,987 | 4,388 | 3,856 | 886 |
| Mail order houses | 16 | 8 | (D) | (D) | (D) | (D) | (D) | (D) | (D) | (D) |
| Direct selling (house-to-house) organizations | 211 | 137 | 29,259 | 20,123 | 4,876 | 79,576 | 77,272 | 1,199 | 1,043 | 799 |
| Merchandise vending machine operators | 73 | 27 | (D) | (D) | (D) | (D) | (D) | (D) | (D) | (D) |
| CUMBERLAND | | | | | | | | | | |
| Retail trade, total | | | | | | | | | | |
| | 585 | 407 | 58,813 | 55,597 | 6,519 | 124,245 | 117,982 | 2,836 | 2,455 | 562 |
| Food stores, total | | | | | | | | | | |
| | 146 | 80 | 13,662 | 11,976 | 780 | 15,327 | 13,606 | 368 | 274 | 166 |
| Grocery stores | 119 | 67 | 12,772 | 11,336 | 704 | 13,881 | 12,289 | 320 | 237 | 136 |
| Meat markets, fish (seafood) markets | 2 | 2 | (D) | (D) | (D) | (D) | (D) | (D) | (D) | (D) |
| Fruit stores, vegetable markets | 6 | 2 | (D) | (D) | (D) | (D) | (D) | (D) | (D) | (D) |
| Candy, nut, confectionery stores | 11 | 5 | 307 | 183 | 14 | 263 | 222 | 12 | 7 | 12 |
| Other food stores | 10 | 8 | 340 | (D) | 52 | 1,008 | 1,000 | 28 | 27 | 8 |
| Eating, drinking places, total | | | | | | | | | | |
| | 112 | 84 | 3,096 | 2,816 | 460 | 9,925 | 9,028 | 335 | 289 | 118 |
| Eating places | 58 | 40 | 1,534 | 1,356 | 254 | 5,275 | 4,908 | 211 | 190 | 64 |
| Drinking places | 54 | 44 | 1,562 | 1,458 | 206 | 4,650 | 4,120 | 124 | 99 | 54 |
| General merchandise group, total | | | | | | | | | | |
| | 8 | 8 | 7,089 | 7,089 | 1,068 | 16,923 | 16,246 | 577 | 504 | 5 |
| General merchandise group (except variety) | 5 | 5 | (D) | (D) | (D) | (D) | (D) | (D) | (D) | (D) |
| Variety stores | 3 | 3 | (D) | (D) | (D) | (D) | (D) | (D) | (D) | (D) |
| Apparel, accessories stores, total | | | | | | | | | | |
| | 43 | 41 | 5,323 | (D) | 654 | 11,564 | 11,059 | 305 | 250 | 18 |
| Shoe stores | 12 | 12 | (D) | (D) | (D) | (D) | (D) | (D) | (D) | (D) |
| Men's, boys' clothing and furnishings stores | (NA) | 8 | (NA) | (D) | (D) | (D) | (D) | (D) | (D) | (NA) |
| Family clothing stores | (NA) | 1 | (NA) | (D) | (D) | (D) | (D) | (D) | (D) | (NA) |
| Women's clothing, specialty stores | 17 | 17 | 2,185 | 2,185 | 253 | 4,820 | 4,626 | 147 | 123 | 3 |
| Ready-to-wear stores | 11 | 11 | (D) | (D) | (D) | (D) | (D) | (D) | (D) | (D) |
| Other clothing, specialty stores | 6 | 6 | (D) | (D) | (D) | (D) | (D) | (D) | (D) | (D) |
| Other apparel stores | 3 | 3 | 119 | 119 | 14 | 313 | 281 | 12 | 7 | 3 |
| Furniture, home furnishings, appliance dealers, total | | | | | | | | | | |
| | 32 | 26 | 3,249 | 3,209 | 472 | 9,715 | 9,542 | 173 | 162 | 33 |
| Furniture, home furnishings stores, antique stores | 20 | 16 | 2,298 | (D) | (D) | (D) | (D) | (D) | (D) | (D) |
| Household appliance, radio, TV stores | 12 | 10 | 951 | (D) | (D) | (D) | (D) | (D) | (D) | (D) |
| Automotive group | | | | | | | | | | |
| | 34 | 30 | 8,688 | 8,634 | 890 | 17,672 | 17,491 | 296 | 286 | 27 |
| Gasoline service stations | | | | | | | | | | |
| | 63 | 39 | 3,315 | 2,815 | 239 | 4,363 | 4,163 | 108 | 97 | 67 |
| Lumber, bldg. mats., hardware, farm equip. dealers, total | | | | | | | | | | |
| | 29 | 21 | 6,662 | 6,464 | 1,064 | 21,446 | 20,412 | 331 | 302 | 26 |
| Farm equipment dealers | 1 | 1 | (D) | (D) | (D) | (D) | (D) | (D) | (D) | (D) |
| Lumber, building materials, supplies, equipment dealers | 19 | 13 | 4,688 | 4,586 | 763 | 16,837 | 16,039 | 248 | 226 | 15 |
| Hardware stores | 9 | 7 | (D) | (D) | (D) | (D) | (D) | (D) | (D) | (D) |
| Drug stores, proprietary stores, total | | | | | | | | | | |
| | 17 | 17 | 1,953 | 1,953 | 296 | 5,695 | 5,308 | 121 | 93 | 13 |
| Drug stores | 14 | 14 | (D) | (D) | (D) | (D) | (D) | (D) | (D) | (D) |
| Proprietary stores | 3 | 3 | (D) | (D) | (D) | (D) | (D) | (D) | (D) | (D) |
| Other retail stores, total | | | | | | | | | | |
| | 79 | 51 | 5,039 | (D) | 431 | 7,884 | 7,450 | 160 | 140 | 71 |
| Liquor stores | 9 | 7 | 980 | (D) | (D) | (D) | (D) | (D) | (D) | (D) |
| Fuel, ice dealers | 7 | 3 | (D) | (D) | (D) | (D) | (D) | (D) | (D) | (D) |
| Feed, farm, garden supply stores | 5 | 5 | (D) | (D) | (D) | (D) | (D) | (D) | (D) | (D) |
| Jewelry stores | 6 | 6 | 598 | 598 | 129 | 2,515 | 2,245 | 43 | 33 | 4 |
| Book, stationery stores | 1 | 1 | (D) | (D) | (D) | (D) | (D) | (D) | (D) | (D) |
| Other retail stores (except second-hand) | 35 | 23 | 1,162 | 1,016 | 111 | 1,860 | 1,774 | 47 | 41 | 32 |
| Second-hand stores | 10 | 6 | (D) | (D) | (D) | (D) | (D) | (D) | (D) | (D) |
| Nonstore retailers | | | | | | | | | | |
| | 20 | 6 | 737 | 617 | 165 | 3,731 | 3,677 | 62 | 52 | 18 |

Standard Notes: (D) Withheld to avoid disclosure. (NA) Not available. n.e.c. Not elsewhere classified. XXX Not applicable. (Z) Less than \$500. ... Represents zero.
¹ Group totals may include data for establishments without payroll which could not be classified by detailed kind of business.

RETAIL TRADE—AREA STATISTICS

Table 105. RETAIL TRADE: 1954 — CITIES WITH 500 ESTABLISHMENTS OR MORE—Continued
 Establishments, Sales, Payroll, and Personnel, by Kind of Business

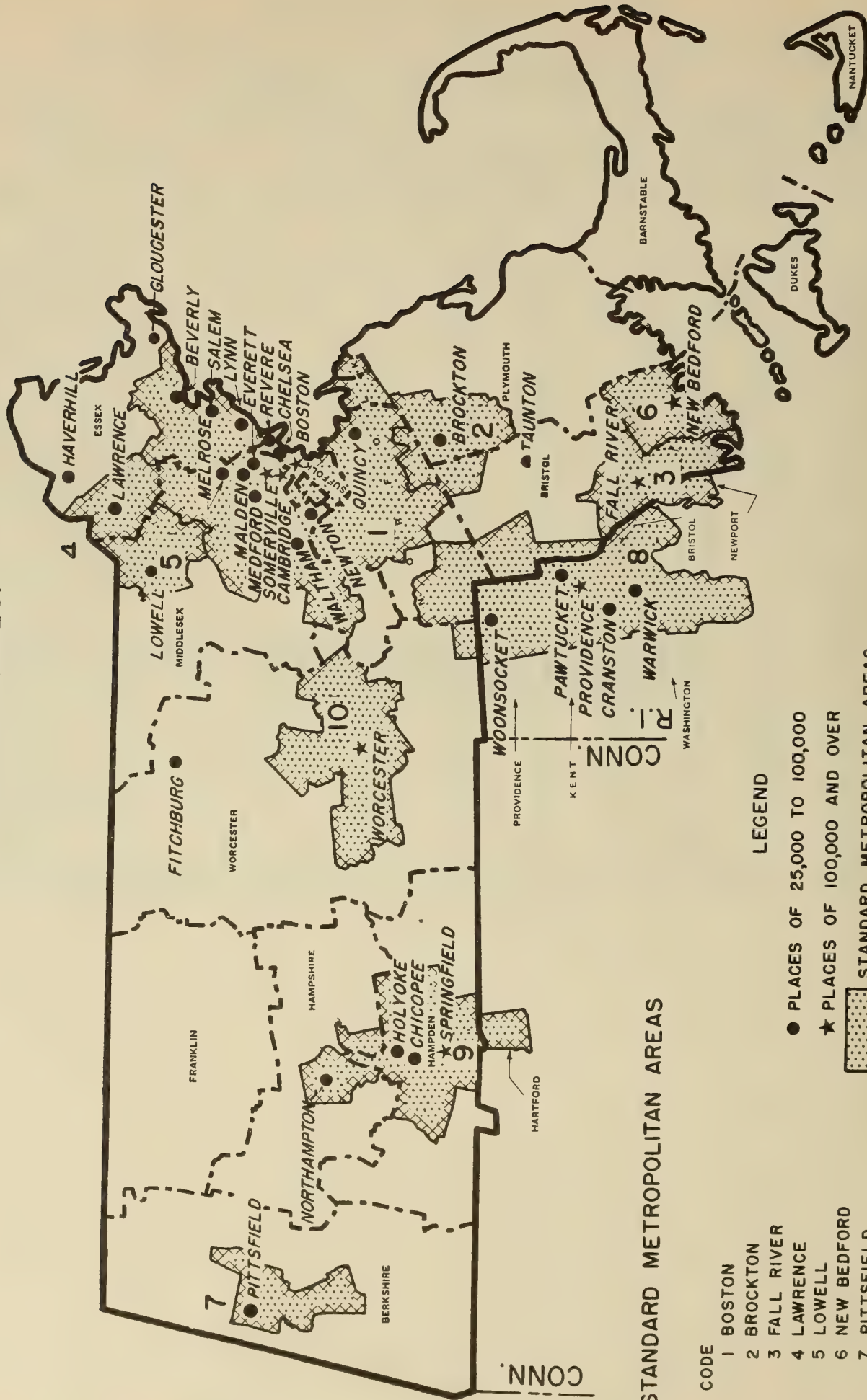
| City and kind of business | Establishments | | Sales | | Payroll, entire year (\$1,000) | Payroll, workweek ended nearest Nov. 15 | | Paid employees, workweek ended nearest Nov. 15 | | Proprietors (unincorporated businesses only) ¹ (Number) |
|--|--------------------------------|--------------------------|---|--|-----------------------------------|---|----------------------------|--|---------------------------|---|
| | Total ¹ (Number) | With payroll (Number) | Total, all establishments ¹ (\$1,000) | Establishments with payroll (\$1,000) | | Total (Dollars) | Full workweek (Dollars) | Total (Number) | Full workweek (Number) | |
| HAGERSTOWN | | | | | | | | | | |
| Retail trade, total..... | 626 | 444 | 68,113 | 64,921 | 7,979 | 153,376 | 145,249 | 3,413 | 2,912 | 577 |
| Food stores, total..... | 133 | 79 | 13,841 | 12,709 | 779 | 14,713 | 12,652 | 352 | 255 | 147 |
| Grocery stores..... | 97 | 59 | 12,983 | 12,085 | 721 | 13,441 | 11,436 | 310 | 219 | 107 |
| Meat markets, fish (seafood) markets..... | 5 | 3 | (D) | (D) | (D) | (D) | (D) | (D) | (D) | (D) |
| Fruit stores, vegetable markets..... | 3 | 3 | (D) | (D) | (D) | (D) | (D) | (D) | (D) | (D) |
| Candy, nut, confectionery stores..... | 7 | 3 | 143 | (D) | (D) | (D) | (D) | (D) | (D) | (D) |
| Other food stores..... | 19 | 11 | 479 | 321 | 36 | 861 | 832 | 28 | 24 | 22 |
| Eating, drinking places, total..... | 120 | 94 | 4,901 | 4,499 | 774 | 15,433 | 14,527 | 463 | 406 | 123 |
| Eating places..... | 74 | 56 | 2,674 | 2,696 | 535 | 10,906 | 10,203 | 341 | 297 | 77 |
| Drinking places..... | 46 | 38 | 1,927 | 1,803 | 239 | 4,527 | 4,324 | 122 | 109 | 46 |
| General merchandise group, total..... | 10 | 10 | 6,795 | 6,795 | 1,188 | 19,058 | 17,450 | 601 | 494 | 5 |
| General merchandise group (except variety)..... | 7 | 7 | 5,324 | 5,324 | 948 | 14,887 | 13,445 | 431 | 337 | 5 |
| Variety stores..... | 3 | 3 | 1,471 | 1,471 | 240 | 4,171 | 4,005 | 170 | 157 | ... |
| Apparel, accessories stores, total..... | 62 | 66 | 5,295 | 5,181 | 722 | 13,321 | 12,088 | 350 | 243 | 31 |
| Shoe stores..... | 12 | 12 | (D) | (D) | (D) | (D) | (D) | (D) | (D) | (D) |
| Men's, boys' clothing and furnishings stores..... | 14 | 14 | 1,189 | 1,189 | 151 | 2,929 | 2,663 | 60 | 40 | 6 |
| Family clothing stores..... | 4 | 4 | (D) | (D) | (D) | (D) | (D) | (D) | (D) | (D) |
| Women's clothing, specialty stores..... | 26 | 22 | (D) | 1,921 | 292 | 5,292 | 4,737 | 166 | 117 | 15 |
| Ready-to-wear stores..... | (NA) | 14 | (NA) | 1,497 | 232 | 4,192 | 3,795 | 131 | 94 | (NA) |
| Other clothing, specialty stores..... | (NA) | 8 | (NA) | 424 | 60 | 1,100 | 942 | 35 | 23 | (NA) |
| Other apparel stores..... | 4 | 4 | 181 | 181 | 15 | 312 | 312 | 7 | 7 | 4 |
| Furniture, home furnishings, appliance dealers, total..... | 38 | 30 | 3,252 | 3,206 | 591 | 11,232 | 10,984 | 195 | 184 | 33 |
| Furniture, home furnishings stores, antique stores..... | 22 | 16 | 2,145 | (D) | (D) | (D) | (D) | (D) | (D) | (D) |
| Household appliance, radio, TV stores..... | 16 | 14 | 1,107 | (D) | (D) | (D) | (D) | (D) | (D) | (D) |
| Automotive group..... | 37 | 27 | 14,821 | 14,585 | 1,473 | 27,327 | 27,063 | 413 | 403 | 25 |
| Gasoline service stations..... | 61 | 41 | 3,776 | 3,410 | 317 | 6,745 | 6,031 | 164 | 123 | 63 |
| Lumber, bldg. mats., hardware, farm equip. dealers, total..... | 23 | 19 | 4,925 | 4,769 | 787 | 13,033 | 12,932 | 233 | 222 | 17 |
| Farm equipment dealers..... | 4 | 4 | (D) | (D) | (D) | (D) | (D) | (D) | (D) | (D) |
| Lumber, building materials, supplies, equipment dealers..... | 13 | 11 | 2,765 | (D) | 474 | 8,436 | 8,431 | 147 | 144 | 8 |
| Hardware stores..... | 6 | 4 | (D) | (D) | (D) | (D) | (D) | (D) | (D) | (D) |
| Drug stores, proprietary stores, total..... | 16 | 16 | 1,834 | 1,834 | 245 | 4,618 | 4,204 | 127 | 103 | 15 |
| Drug stores..... | 6 | 6 | 1,404 | 1,404 | 212 | 3,988 | 3,661 | 102 | 83 | 6 |
| Proprietary stores..... | 10 | 10 | 430 | 430 | 33 | 630 | 543 | 25 | 20 | 9 |
| Other retail stores, total..... | 92 | 62 | 5,922 | 5,484 | 701 | 13,499 | 12,964 | 283 | 249 | 75 |
| Liquor stores..... | 21 | 13 | 1,331 | 1,027 | 75 | 1,232 | 1,063 | 28 | 20 | 22 |
| Fuel, ice dealers..... | 7 | 7 | 1,408 | 1,388 | 213 | 3,784 | 3,702 | 69 | 66 | 8 |
| Feed, farm, garden supply stores..... | 4 | 4 | 657 | 657 | 38 | 892 | 880 | 20 | 17 | 2 |
| Jewelry stores..... | 12 | 12 | (D) | (D) | (D) | (D) | (D) | (D) | (D) | (D) |
| Book, stationery stores..... | 1 | 1 | (D) | (D) | (D) | (D) | (D) | (D) | (D) | (D) |
| Other retail stores (except second-hand)..... | 27 | 23 | (D) | 1,125 | 156 | 3,772 | 3,626 | 83 | 74 | 27 |
| Second-hand stores..... | 4 | 2 | 37 | (D) | (D) | (D) | (D) | (D) | (D) | (D) |
| Nonstore retailers..... | 44 | 10 | 2,851 | 2,449 | 402 | 14,397 | 14,354 | 232 | 230 | 43 |

Standard Notes: (D) Withheld to avoid disclosure. (NA) Not available. n.e.c. Not elsewhere classified. XXX Not applicable. (Z) Less than \$500. ... Represents zero.
¹ Group totals may include data for establishments without payroll which could not be classified by detailed kind of business.

A very faint, light-colored map of the state of Massachusetts is visible in the background. It shows the outline of the state, including the Cape Cod peninsula and the surrounding water bodies. The map is centered on the page.

MASSACHUSETTS

MASSACHUSETTS (14 COUNTIES)



STANDARD METROPOLITAN AREAS

- | | | |
|------|----|-----------------------|
| CODE | 1 | BOSTON |
| | 2 | BROCKTON |
| | 3 | FALL RIVER |
| | 4 | LAWRENCE |
| | 5 | LOWELL |
| | 6 | NEW BEDFORD |
| | 7 | PITTSFIELD |
| | 8 | PROVIDENCE, R.I. |
| | 9 | SPRINGFIELD - HOLYOKE |
| | 10 | WORCESTER |

CONTENTS

| <u>Table</u> | <u>Page</u> |
|--|-------------|
| 101. Retail Trade: 1954 - The State..... | 21-4 |
| 101A. Retail Trade: 1954 and 1948 - The State..... | 21-5 |
| 102. Retail Trade: 1954 - Counties; Cities of 2,500 Inhabitants or More..... | 21-6 |
| 102A. Retail Trade: 1948 - Counties; Cities of 2,500 Inhabitants or More..... | 21-8 |
| 103. Retail Trade: 1954 - Standard Metropolitan Areas..... | 21-9 |
| 103A. Retail Trade: 1948 - Standard Metropolitan Areas..... | 21-22 |
| 104. Retail Trade: 1954 - Counties With 500 Establishments or More... | 21-23 |
| 105. Retail Trade: 1954 - Cities With 500 Establishments or More..... | 21-33 |

List of corrections for this State
appears at end of chapter.

RETAIL TRADE—AREA STATISTICS

Table 101. RETAIL TRADE: 1954—THE STATE
 Establishments, Sales, Payroll, and Personnel, by Kind of Business

| Kind of business | Establishments | | Sales | | Payroll, entire year (\$1,000) | Payroll, workweek ended nearest Nov. 15 | | Paid employees, workweek ended nearest Nov. 15 | | Proprietors (unincorporated businesses only) ¹ (Number) |
|--|--------------------------------|--------------------------|---|--|-----------------------------------|---|----------------------------|--|---------------------------|---|
| | Total ¹ (Number) | With payroll (Number) | Total, all establishments ¹ (\$1,000) | Establishments with payroll (\$1,000) | | Total (Dollars) | Full workweek (Dollars) | Total (Number) | Full workweek (Number) | |
| Retail trade, total | 53,022 | 35,690 | 5,539,100 | 5,202,282 | 649,341 | 12,507,806 | 11,380,119 | 263,484 | 203,596 | 42,871 |
| Food Stores | | | | | | | | | | |
| Total..... | 12,274 | 6,822 | 1,412,646 | 1,280,372 | 97,462 | 1,894,045 | 1,632,137 | 42,415 | 29,590 | 11,717 |
| Grocery stores..... | 6,858 | 4,432 | 1,182,520 | 1,112,588 | 77,007 | 1,482,455 | 1,265,697 | 32,570 | 22,344 | 6,283 |
| Meat markets..... | 619 | 389 | 60,071 | 53,073 | 4,833 | 91,163 | 81,686 | 1,728 | 1,312 | 596 |
| Fish (seafood) markets..... | 334 | 176 | 12,339 | 9,931 | 982 | 18,620 | 16,570 | 498 | 348 | 329 |
| Fruit stores, vegetable markets..... | 695 | 263 | 27,225 | 19,223 | 1,627 | 29,509 | 25,555 | 885 | 501 | 802 |
| Candy, nut, confectionery stores..... | 456 | 272 | 13,833 | 10,605 | 1,608 | 33,001 | 28,202 | 1,024 | 753 | 425 |
| Bakery products stores..... | 1,041 | 793 | 38,678 | 34,966 | 7,800 | 169,378 | 152,313 | 4,159 | 3,198 | 939 |
| Bakeries, with baking on premises..... | (NA) | 656 | (NA) | 28,304 | 6,800 | 147,818 | 132,648 | 3,633 | 2,773 | (NA) |
| Bakeries, without baking on premises..... | (NA) | 137 | (NA) | 6,662 | 1,000 | 21,560 | 19,665 | 526 | 425 | (NA) |
| Delicatessen stores..... | 266 | 214 | 14,963 | 13,735 | 1,520 | 30,653 | 26,708 | 743 | 548 | 263 |
| Food stores, n.e.c..... | 579 | 283 | 32,027 | 26,251 | 2,085 | 39,266 | 35,406 | 808 | 586 | 474 |
| Eating, Drinking Places | | | | | | | | | | |
| Total..... | 8,749 | 7,625 | 435,959 | 420,511 | 100,207 | 1,998,960 | 1,785,766 | 53,749 | 40,131 | 5,988 |
| Eating places (except refreshment stands)..... | 4,931 | 4,067 | 290,110 | 278,094 | 70,220 | 1,396,355 | 1,244,485 | 38,751 | 28,781 | 4,274 |
| Restaurants, cafeterias..... | (NA) | 3,861 | (NA) | 262,572 | 66,088 | 1,312,962 | 1,175,625 | 36,164 | 27,313 | (NA) |
| Caterers..... | (NA) | 107 | (NA) | 7,399 | 1,982 | 40,684 | 29,681 | 1,586 | 656 | (NA) |
| In-plant food contractors..... | (NA) | 99 | (NA) | 8,123 | 2,150 | 42,709 | 39,179 | 1,001 | 812 | (NA) |
| Refreshment stands..... | 899 | 737 | 27,901 | 26,139 | 4,101 | 82,871 | 68,634 | 2,576 | 1,673 | 846 |
| Drinking places..... | 2,903 | 2,821 | 117,830 | 116,278 | 25,886 | 519,734 | 472,647 | 12,422 | 9,677 | 852 |
| General Merchandise Group | | | | | | | | | | |
| Total..... | 1,795 | 1,285 | 562,489 | 553,809 | 93,541 | 1,835,048 | 1,607,590 | 46,277 | 33,244 | 1,267 |
| Department stores..... | 116 | 116 | 387,402 | 387,402 | 67,980 | 1,335,899 | 1,214,113 | 30,056 | 24,086 | 3 |
| Dry goods, general merchandise stores..... | 866 | 464 | 59,489 | 53,567 | 7,565 | 147,425 | 130,394 | 3,875 | 2,819 | 729 |
| General stores..... | 162 | 90 | 9,762 | 7,600 | 533 | 11,692 | 9,189 | 341 | 195 | 170 |
| Variety stores..... | 632 | 615 | 105,510 | 105,240 | 17,463 | 340,033 | 253,894 | 12,005 | 6,144 | 347 |
| Apparel, Accessories Stores | | | | | | | | | | |
| Total..... | 4,333 | 3,489 | 407,725 | 394,859 | 59,134 | 1,121,317 | 1,009,491 | 24,107 | 18,555 | 2,794 |
| Shoe stores..... | 989 | 773 | 71,298 | 67,426 | 9,719 | 176,307 | 162,197 | 3,278 | 2,480 | 519 |
| Men's shoe stores..... | (NA) | 25 | (NA) | 6,053 | 712 | 13,413 | 12,742 | 214 | 191 | (NA) |
| Women's shoe stores..... | (NA) | 148 | (NA) | 17,905 | 2,652 | 49,778 | 47,213 | 851 | 691 | (NA) |
| Children's, juveniles' shoe stores..... | (NA) | 16 | (NA) | 758 | 77 | 1,417 | 1,240 | 32 | 23 | (NA) |
| Family shoe stores..... | (NA) | 524 | (NA) | 42,700 | 6,278 | 111,699 | 101,002 | 2,181 | 1,585 | (NA) |
| Men's, boys' clothing and furnishings stores..... | (NA) | 715 | (NA) | 81,976 | 12,811 | 238,246 | 219,169 | 4,249 | 3,355 | (NA) |
| Men's, boys' clothing stores..... | (NA) | 463 | (NA) | 64,447 | 10,624 | 199,036 | 183,134 | 3,469 | 2,752 | (NA) |
| Men's, boys' furnishings stores..... | (NA) | 252 | (NA) | 17,529 | 2,187 | 39,211 | 36,036 | 780 | 603 | (NA) |
| Family clothing stores..... | (NA) | 272 | (NA) | 62,065 | 8,275 | 148,052 | 129,466 | 3,352 | 2,600 | (NA) |
| Women's clothing, specialty stores..... | 1,607 | 1,357 | 159,651 | 156,337 | 23,875 | 466,974 | 416,070 | 11,454 | 8,743 | 1,136 |
| Ready-to-wear stores..... | (NA) | 897 | (NA) | 134,770 | 20,620 | 399,132 | 358,571 | 9,731 | 7,459 | (NA) |
| Millinery stores..... | (NA) | 223 | (NA) | 7,411 | 1,241 | 25,273 | 21,936 | 712 | 512 | (NA) |
| Clothing, specialty stores, n.e.c..... | (NA) | 237 | (NA) | 14,156 | 2,014 | 42,569 | 35,563 | 1,011 | 772 | (NA) |
| Children's, infants' wear stores..... | 194 | 164 | 11,444 | 10,878 | 1,329 | 27,291 | 22,101 | 708 | 459 | 147 |
| Apparel stores, n.e.c..... | 330 | 208 | 17,283 | 16,177 | 3,125 | 64,447 | 60,488 | 1,066 | 918 | 256 |
| Furniture, Home Furnishings, Appliance Dealers | | | | | | | | | | |
| Total..... | 2,972 | 2,030 | 255,785 | 240,097 | 38,604 | 736,745 | 705,915 | 11,900 | 10,673 | 2,235 |
| Furniture, home furnishings stores..... | 1,787 | 1,241 | 162,206 | 153,850 | 25,588 | 481,754 | 461,929 | 7,742 | 6,939 | 1,338 |
| Furniture stores..... | (NA) | 724 | (NA) | 121,226 | 19,976 | 368,298 | 354,011 | 5,781 | 5,219 | (NA) |
| Floor covering stores..... | (NA) | 175 | (NA) | 14,714 | 2,520 | 51,352 | 50,006 | 753 | 701 | (NA) |
| Home furnishings stores, n.e.c., antique stores..... | (NA) | 342 | (NA) | 18,110 | 3,092 | 62,104 | 57,912 | 1,209 | 1,019 | (NA) |
| Household appliance, radio, TV stores..... | 1,175 | 789 | 92,895 | 86,247 | 13,106 | 254,991 | 243,984 | 4,158 | 3,734 | 887 |
| Household appliance stores..... | (NA) | 335 | (NA) | 35,597 | 6,725 | 131,652 | 127,051 | 2,090 | 1,885 | (NA) |
| Appliance, radio, TV stores..... | (NA) | 283 | (NA) | 37,996 | 4,505 | 87,577 | 84,069 | 1,466 | 1,310 | (NA) |
| Radio, TV stores..... | (NA) | 171 | (NA) | 12,654 | 1,786 | 35,762 | 32,864 | 602 | 539 | (NA) |
| Automotive Group | | | | | | | | | | |
| Total..... | 2,150 | 1,714 | 833,755 | 820,295 | 80,648 | 1,447,314 | 1,418,362 | 20,575 | 19,604 | 1,325 |
| Passenger car dealers (franchised)..... | 1,125 | 1,091 | 737,642 | 735,940 | 71,432 | 1,274,254 | 1,253,398 | 17,782 | 17,159 | 450 |
| Passenger car dealers (nonfranchised)..... | 503 | 265 | 46,171 | 38,377 | 2,808 | 52,370 | 50,561 | 797 | 736 | 479 |
| Tire, battery, accessory dealers..... | 412 | 300 | 41,211 | 38,145 | 5,631 | 108,330 | 103,136 | 1,802 | 1,548 | 205 |
| Motorcycle, aircraft, boat dealers..... | 79 | 41 | 4,898 | 4,570 | 518 | 8,900 | 8,104 | 134 | 114 | 73 |
| Household trailer dealers..... | 19 | 13 | 3,244 | 2,898 | 119 | 2,556 | 2,296 | 45 | 34 | 18 |
| Automotive dealers, n.e.c..... | 4 | 4 | 365 | 365 | 50 | 904 | 867 | 13 | 13 | 2 |
| Gasoline Service Stations | | | | | | | | | | |
| Total..... | 4,467 | 3,095 | 257,965 | 220,295 | 17,949 | 361,907 | 315,662 | 8,173 | 5,761 | 4,653 |
| Lumber, Bldg. Mats., Hardware, Farm Equipment Dealers | | | | | | | | | | |
| Total..... | 2,194 | 1,650 | 313,916 | 303,918 | 39,472 | 760,642 | 728,558 | 11,863 | 10,574 | 1,424 |
| Farm equipment dealers..... | 93 | 71 | 18,761 | 18,327 | 2,186 | 47,024 | 44,417 | 725 | 671 | 67 |
| Lumber, building materials dealers..... | 665 | 505 | 173,177 | 169,765 | 20,985 | 392,754 | 380,719 | 5,435 | 5,106 | 410 |
| Paint, glass, wallpaper stores..... | 296 | 222 | 18,967 | 17,609 | 2,778 | 54,242 | 52,579 | 878 | 797 | 206 |
| Plumbing, electrical supply stores..... | 212 | 128 | 16,691 | 15,411 | 2,261 | 47,352 | 45,397 | 700 | 657 | 180 |
| Hardware stores..... | 916 | 724 | 86,168 | 82,806 | 11,262 | 219,570 | 205,446 | 4,125 | 3,343 | 549 |
| Drug Stores, Proprietary Stores | | | | | | | | | | |
| Total..... | 2,062 | 1,976 | 175,362 | 173,190 | 22,698 | 431,814 | 354,066 | 10,951 | 6,649 | 1,364 |
| Drug stores..... | (NA) | 1,804 | (NA) | 162,807 | 21,763 | 414,865 | 339,253 | 10,475 | 6,306 | (NA) |
| Proprietary stores..... | (NA) | 172 | (NA) | 10,383 | 935 | 16,949 | 14,813 | 476 | 343 | (NA) |
| Other Retail Stores | | | | | | | | | | |
| Total..... | 8,802 | 5,428 | 665,739 | 610,309 | 71,028 | 1,353,226 | 1,270,432 | 24,375 | 20,482 | 6,967 |
| Liquor stores..... | 1,335 | 1,197 | 144,752 | 140,470 | 13,668 | 255,201 | 230,983 | 4,198 | 3,249 | 361 |
| Fuel, ice dealers..... | 2,115 | 1,207 | 243,797 | 223,155 | 23,668 | 470,674 | 454,458 | 7,118 | 6,527 | 1,895 |
| Fuel dealers (coal, wood)..... | (NA) | 219 | (NA) | 52,535 | 5,574 | 115,058 | 111,324 | 1,741 | 1,604 | (NA) |
| Liquefied petroleum gas dealers..... | (NA) | 66 | (NA) | 8,290 | 1,058 | 20,314 | 20,190 | 311 | 302 | (NA) |
| Fuel oil dealers..... | (NA) | 903 | (NA) | 159,581 | 16,670 | 327,888 | 315,792 | 4,944 | 4,514 | (NA) |
| Ice dealers..... | (NA) | 19 | (NA) | 2,749 | 366 | 7,414 | 7,152 | 122 | 107 | (NA) |
| Hay, grain, feed stores..... | 197 | 175 | 55,263 | 54,469 | 3,010 | 55,433 | 53,615 | 953 | 893 | 99 |
| Farm, garden supply stores..... | 76 | 38 | 4,803 | 4,295 | 720 | 12,885 | 12,168 | 209 | 178 | 68 |

Standard Notes: (D) Withheld to avoid disclosure. (NA) Not available. n.e.c. Not elsewhere classified. XXX Not applicable. (Z) Less than \$500. ... Represents zero.
¹ Group totals may include data for establishments without payroll which could not be classified by detailed kind of business.

Table 101. RETAIL TRADE: 1954 — THE STATE — Continued

Establishments, Sales, Payroll, and Personnel, by Kind of Business

| Kind of business | Establishments | | Sales | | Payroll, entire year (\$1,000) | Payroll, workweek ended nearest Nov. 15 | | Paid employees, workweek ended nearest Nov. 15 | | Proprietors (unincorporated businesses only) ¹ (Number) |
|--|--------------------------------|--------------------------|---|--|-----------------------------------|---|----------------------------|--|---------------------------|---|
| | Total ¹ (Number) | With payroll (Number) | Total, all establishments ¹ (\$1,000) | Establishments with payroll (\$1,000) | | Total (Dollars) | Full workweek (Dollars) | Total (Number) | Full workweek (Number) | |
| Other Retail Stores—Con. | | | | | | | | | | |
| Jewelry stores..... | 747 | 513 | 55,391 | 52,691 | 8,311 | 148,921 | 141,273 | 2,770 | 2,344 | 580 |
| Book stores..... | 84 | 72 | 7,365 | 7,287 | 1,262 | 24,243 | 22,276 | 531 | 429 | 49 |
| Stationery stores..... | 234 | 186 | 17,471 | 16,733 | 3,128 | 54,502 | 50,558 | 1,154 | 919 | 168 |
| Sporting goods stores..... | 273 | 131 | 11,754 | 9,826 | 1,149 | 21,510 | 20,148 | 412 | 346 | 245 |
| Bicycle stores..... | 49 | 23 | 1,268 | 820 | 109 | 2,157 | 1,936 | 45 | 34 | 44 |
| Florists..... | 635 | 347 | 17,721 | 14,465 | 2,841 | 52,814 | 48,226 | 1,160 | 923 | 642 |
| Cigar stores, stands..... | 240 | 144 | 12,884 | 10,320 | 857 | 17,016 | 15,116 | 403 | 311 | 232 |
| News dealers, newsstands..... | 327 | 227 | 22,122 | 19,892 | 2,321 | 44,438 | 39,181 | 1,648 | 1,201 | 260 |
| Gift, novelty, souvenir stores..... | 568 | 298 | 11,298 | 8,606 | 1,104 | 23,100 | 18,926 | 648 | 423 | 561 |
| Music stores..... | 156 | 92 | 7,035 | 6,267 | 1,098 | 18,987 | 18,003 | 349 | 289 | 138 |
| Camera, photographic supply stores..... | 122 | 96 | 9,185 | 8,689 | 1,119 | 21,804 | 20,377 | 390 | 332 | 85 |
| Luggage, leather goods stores..... | 47 | 23 | 2,346 | 1,958 | 335 | 6,510 | 6,080 | 124 | 102 | 47 |
| Optical goods stores..... | 139 | 75 | 3,962 | 3,372 | 1,011 | 19,696 | 19,507 | 238 | 277 | 117 |
| Office, store machine and equipment dealers..... | 76 | 52 | 3,717 | 3,523 | 799 | 16,453 | 16,453 | 274 | 266 | 59 |
| Retail stores (except second-hand) n.e.c..... | 352 | 352 | 16,515 | 16,515 | 2,978 | 56,967 | 52,838 | 1,091 | 904 | 240 |
| Second-hand stores..... | 392 | 180 | 9,118 | 6,956 | 1,540 | 29,694 | 28,310 | 610 | 535 | 365 |
| Nonstore Retailers | | | | | | | | | | |
| Total..... | 3,224 | 576 | 217,759 | 184,627 | 28,508 | 566,788 | 552,142 | 9,099 | 8,333 | 3,137 |
| Mail order houses..... | 84 | 62 | 72,372 | 72,134 | 9,780 | 197,922 | 190,808 | 3,725 | 3,422 | 55 |
| Direct selling (house-to-house) organizations..... | 2,964 | 418 | 118,238 | 87,034 | 16,352 | 323,282 | 316,192 | 4,750 | 4,310 | 2,956 |
| Merchandise vending machine operators..... | 176 | 96 | 27,149 | 25,459 | 2,376 | 45,584 | 45,142 | 624 | 601 | 126 |

Standard Notes: (D) Withheld to avoid disclosure. (NA) Not available. n.e.c. Not elsewhere classified. XXXX Not applicable. (Z) Less than \$500. ... Represents zero
¹Group totals may include data for establishments without payroll which could not be classified by detailed kind of business.

Table 101A. RETAIL TRADE: 1954 AND 1948¹ — THE STATE

Establishments and Sales by Kind of Business

| Kind of business | 1954 | | | | 1948 ¹ | | | |
|---|--------------------------------|--------------------------|---|--|-------------------|--------------------------|--|--|
| | Establishments | | Sales | | Establishments | | Sales | |
| | Total ² (Number) | With payroll (Number) | Total, all establishments ² (\$1,000) | Establishments with payroll (\$1,000) | Total (Number) | With payroll (Number) | Total, all establishments (\$1,000) | Establishments with payroll (\$1,000) |
| Retail trade, total | 53,022 | 35,690 | 5,539,100 | 5,202,282 | 51,294 | 36,945 | 4,165,561 | 3,906,062 |
| Food stores, total | 12,274 | 6,822 | 1,412,646 | 1,280,372 | 14,887 | 8,561 | 1,042,783 | 912,157 |
| Grocery stores..... | 6,858 | 4,432 | 1,182,520 | 1,112,588 | 10,506 | 5,700 | 860,423 | 755,924 |
| Other food stores..... | 3,990 | 2,390 | 199,136 | 167,784 | 4,381 | 2,861 | 182,360 | 156,233 |
| Eating, drinking places, total | 8,749 | 7,625 | 435,959 | 420,511 | 8,930 | 7,673 | 384,922 | 369,793 |
| Eating places..... | 5,830 | 4,804 | 318,011 | 304,233 | 5,755 | 4,713 | 269,001 | 256,739 |
| Drinking places..... | 2,903 | 2,821 | 117,830 | 116,278 | 3,175 | 2,960 | 115,921 | 113,054 |
| General merchandise group | 1,795 | 1,285 | 562,489 | 553,809 | 1,529 | 1,104 | 476,542 | 470,712 |
| Apparel, accessories stores, total | 4,333 | 3,489 | 407,725 | 394,859 | 4,442 | 3,382 | 365,544 | 350,743 |
| Shoe stores..... | 989 | 773 | 71,298 | 67,426 | 883 | 659 | 55,083 | 51,684 |
| Other apparel stores..... | 3,254 | 2,716 | 335,077 | 327,433 | 3,559 | 2,723 | 310,461 | 299,059 |
| Furniture, home furnishings, appliance dealers | 2,972 | 2,030 | 255,785 | 240,097 | 2,592 | 1,904 | 200,151 | 188,645 |
| Automotive group | 2,150 | 1,714 | 833,755 | 820,295 | 2,087 | 1,782 | 506,782 | 496,704 |
| Gasoline service stations | 4,467 | 3,095 | 257,965 | 220,295 | 4,728 | 3,113 | 164,967 | 135,544 |
| Lumber, bldg. matls., hardware, farm equip. dealers, total | 2,194 | 1,650 | 313,916 | 303,918 | 2,029 | 1,653 | 240,535 | 233,299 |
| Farm equipment dealers..... | 93 | 71 | 18,761 | 18,327 | 80 | 62 | 9,730 | 9,255 |
| Lumber, bldg. matls., supplies, equipment, hardware dealers..... | 2,089 | 1,579 | 295,003 | 285,591 | 1,949 | 1,591 | 230,805 | 224,044 |
| Drug stores, proprietary stores, total | 2,062 | 1,976 | 175,362 | 173,190 | 2,075 | 1,959 | 139,737 | 137,026 |
| Drug stores..... | (NA) | 1,804 | (NA) | 162,807 | 1,637 | 1,560 | 117,898 | 116,026 |
| Proprietary stores..... | (NA) | 172 | (NA) | 10,383 | 438 | 399 | 21,839 | 21,000 |
| Other retail stores, total | 8,802 | 5,428 | 665,739 | 610,309 | 7,741 | 5,608 | 551,763 | 520,439 |
| Liquor stores..... | 1,335 | 1,197 | 144,752 | 140,470 | 1,299 | 1,123 | 109,133 | 104,010 |
| Fuel, ice dealers..... | 2,115 | 1,207 | 243,797 | 223,155 | 1,380 | 1,090 | 187,943 | 180,820 |
| Feed, farm, garden supply stores..... | 273 | 213 | 60,066 | 58,764 | 284 | 257 | 62,760 | 61,323 |
| Jewelry stores..... | 747 | 513 | 55,391 | 52,691 | 638 | 480 | 43,180 | 40,953 |
| Other retail stores..... | 3,694 | 2,298 | 153,751 | 135,229 | 4,140 | 2,658 | 148,747 | 133,333 |
| Nonstore retailers | 3,224 | 576 | 217,759 | 184,627 | 254 | 206 | 91,835 | 91,000 |

Standard Notes: (D) Withheld to avoid disclosure. (NA) Not available. ... Represents zero.
¹Data in this table differ from those which appeared in the publications of the 1948 Census of Retail Trade. For a description of the adjustments see Comparison of 1948 and 1954 Censuses in the Introduction.
²Group totals may include data for establishments without payroll which could not be classified by detailed kind of business.

Table 102. RETAIL TRADE: 1954 — COUNTIES;
Total Retail — Establishments, Sales, Payroll, and Personnel;

| Line No. | County and city | Total | | | | | | Kind-of-business group | | | | | |
|----------|---------------------------|-------------------|-----------------------------|--|--|--------------------------------------|--|------------------------------|--|--------------------------------------|--------------------|--------------------------------------|--------------------|
| | | Establishments | | Sales | | Payroll, entire year (\$1,000) | Paid employees, workweek ended nearest Nov. 15 | | Proprietors (unincorporated businesses only) (Number) | Food stores | | Eating, drinking places | |
| | | Total (Number) | With payroll (Number) | Total, all establish- ments (\$1,000) | Establish- ments with payroll (\$1,000) | | Total (Number) | Full workweek (Number) | | Estab- lish- ments (Number) | Sales (\$1,000) | Estab- lish- ments (Number) | Sales (\$1,000) |
| 1 | Massachusetts, total..... | 53,022 | 35,690 | 5,539,100 | 5,202,282 | 649,341 | 263,484 | 203,596 | 42,871 | 12,274 | 1,412,646 | 8,749 | 435,959 |
| 2 | Barnstable County..... | 1,175 | 903 | 86,521 | 82,477 | 9,109 | 3,363 | 2,820 | 953 | 182 | 23,984 | 278 | 8,448 |
| 3 | Berkshire County..... | 1,615 | 1,089 | 1,474,429 | 1,379,919 | 16,474 | 6,583 | 5,157 | 1,379 | 293 | 37,883 | 262 | 9,770 |
| 4 | North Adams..... | 286 | 202 | 251,844 | 23,412 | 2,902 | 1,272 | 969 | 290 | 65 | 5,588 | 39 | 1,346 |
| 5 | Pittsfield..... | 607 | 433 | 731,892 | 71,696 | 9,320 | 3,496 | 2,774 | 446 | 115 | 18,023 | 79 | 4,235 |
| 6 | Remainder of County..... | 722 | 454 | 481,553 | 43,811 | 4,250 | 1,815 | 1,414 | 653 | 113 | 14,272 | 144 | 4,189 |
| 7 | Bristol County..... | 4,722 | 2,906 | 382,434 | 347,844 | 39,843 | 17,363 | 13,455 | 4,272 | 1,176 | 101,322 | 783 | 28,536 |
| 8 | Attleboro..... | 272 | 170 | 26,282 | 24,180 | 2,681 | 1,082 | 837 | 240 | 68 | 6,964 | 37 | 2,018 |
| 9 | Fall River..... | 1,378 | 872 | 115,440 | 106,408 | 12,658 | 5,587 | 4,382 | 1,189 | 385 | 28,431 | 208 | 7,533 |
| 10 | New Bedford..... | 1,503 | 939 | 123,761 | 113,149 | 14,011 | 6,014 | 4,667 | 1,443 | 390 | 34,832 | 239 | 7,957 |
| 11 | Taunton..... | 470 | 312 | 41,962 | 38,498 | 3,946 | 1,710 | 1,276 | 375 | 111 | 10,725 | 80 | 2,122 |
| 12 | Remainder of County..... | 1,099 | 613 | 77,999 | 65,609 | 6,544 | 2,970 | 2,293 | 1,025 | 222 | 20,570 | 219 | 8,906 |
| 13 | Dukes County..... | 142 | 118 | 10,960 | 10,746 | 1,155 | 402 | 338 | 123 | 26 | 4,463 | 33 | 707 |
| 14 | Essex County..... | 6,354 | 4,268 | 541,994 | 502,700 | 61,736 | 26,662 | 19,571 | 5,317 | 1,590 | 146,586 | 1,052 | 45,808 |
| 15 | Beverly..... | 305 | 213 | 301,158 | 29,510 | 2,941 | 1,279 | 919 | 246 | 71 | 9,448 | 47 | 1,726 |
| 16 | Gloucester..... | 356 | 234 | 29,243 | 27,459 | 3,244 | 1,313 | 1,049 | 286 | 93 | 7,930 | 52 | 1,573 |
| 17 | Haverhill..... | 508 | 424 | 53,011 | 49,999 | 5,256 | 2,469 | 1,892 | 514 | 122 | 12,565 | 86 | 3,278 |
| 18 | Lawrence..... | 1,194 | 740 | 95,798 | 86,916 | 11,425 | 4,831 | 3,675 | 1,009 | 375 | 21,983 | 168 | 6,822 |
| 19 | Lynn..... | 1,182 | 786 | 116,239 | 107,587 | 13,641 | 6,075 | 4,448 | 967 | 292 | 32,250 | 194 | 10,285 |
| 20 | Newburyport..... | 222 | 164 | 19,292 | 18,070 | 2,108 | 913 | 648 | 187 | 47 | 5,223 | 34 | 1,024 |
| 21 | Peabody..... | 268 | 174 | 18,101 | 16,403 | 1,790 | 859 | 591 | 236 | 62 | 5,066 | 92 | 2,471 |
| 22 | Salem..... | 538 | 416 | 62,127 | 59,611 | 8,420 | 3,318 | 2,450 | 397 | 122 | 11,949 | 92 | 4,127 |
| 23 | Remainder of County..... | 1,691 | 1,117 | 117,875 | 108,235 | 12,251 | 5,606 | 3,899 | 1,475 | 406 | 40,172 | 323 | 14,502 |
| 24 | Franklin County..... | 696 | 454 | 54,557 | 51,133 | 5,609 | 2,298 | 1,851 | 607 | 112 | 12,612 | 95 | 3,251 |
| 25 | Hampden County..... | 4,261 | 2,847 | 472,230 | 443,636 | 56,466 | 23,010 | 17,566 | 3,482 | 935 | 105,722 | 750 | 32,546 |
| 26 | Chicopee..... | 507 | 295 | 36,077 | 31,791 | 3,509 | 1,443 | 1,009 | 465 | 131 | 11,734 | 93 | 3,967 |
| 27 | Holyoke..... | 680 | 492 | 71,952 | 67,844 | 9,056 | 3,698 | 2,680 | 541 | 160 | 16,830 | 117 | 5,891 |
| 28 | Springfield..... | 1,897 | 1,341 | 252,751 | 241,829 | 32,696 | 13,517 | 10,546 | 1,452 | 419 | 51,711 | 315 | 14,888 |
| 29 | Westfield..... | 311 | 189 | 33,838 | 31,962 | 3,779 | 1,418 | 1,160 | 248 | 44 | 6,870 | 40 | 1,640 |
| 30 | Remainder of County..... | 966 | 530 | 77,612 | 70,170 | 7,426 | 2,934 | 2,171 | 776 | 181 | 18,577 | 185 | 6,160 |
| 31 | Hampshire County..... | 941 | 611 | 79,380 | 72,246 | 7,886 | 3,313 | 2,466 | 837 | 177 | 19,454 | 162 | 5,661 |
| 32 | Northampton..... | 325 | 237 | 36,242 | 34,206 | 4,150 | 1,676 | 1,279 | 273 | 59 | 7,923 | 42 | 2,015 |
| 33 | Remainder of County..... | 616 | 374 | 43,138 | 38,040 | 3,732 | 1,637 | 1,187 | 564 | 118 | 11,531 | 120 | 3,646 |
| 34 | Middlesex County..... | 9,926 | 6,758 | 1,114,668 | 1,050,440 | 120,895 | 49,056 | 36,269 | 7,837 | 2,440 | 293,526 | 1,380 | 73,443 |
| 35 | Cambridge..... | 1,236 | 882 | 176,345 | 169,123 | 20,597 | 8,028 | 6,128 | 875 | 305 | 43,170 | 264 | 16,287 |
| 36 | Everett..... | 443 | 275 | 27,668 | 24,190 | 2,701 | 1,203 | 945 | 355 | 141 | 9,701 | 66 | 2,519 |
| 37 | Lowell..... | 1,077 | 719 | 103,723 | 97,163 | 12,910 | 5,660 | 4,204 | 814 | 313 | 25,557 | 180 | 8,255 |
| 38 | Malden..... | 627 | 415 | 59,131 | 55,447 | 7,700 | 2,932 | 2,229 | 508 | 157 | 15,556 | 68 | 3,859 |
| 39 | Marlborough..... | 212 | 146 | 15,817 | 14,513 | 1,460 | 621 | 435 | 199 | 34 | 4,469 | 43 | 1,201 |
| 40 | Medford..... | 450 | 310 | 60,398 | 57,556 | 5,447 | 2,183 | 1,630 | 352 | 126 | 19,014 | 35 | 1,914 |
| 41 | Melrose..... | 190 | 138 | 19,715 | 18,671 | 1,815 | 792 | 525 | 154 | 53 | 7,860 | 18 | 564 |
| 42 | Newton..... | 628 | 430 | 90,500 | 86,474 | 10,526 | 4,185 | 3,056 | 452 | 135 | 26,212 | 66 | 3,870 |
| 43 | Somerville..... | 265 | 179 | 75,784 | 69,950 | 8,142 | 3,159 | 2,359 | 692 | 295 | 21,284 | 129 | 6,104 |
| 44 | Waltham..... | 484 | 372 | 68,184 | 65,402 | 7,924 | 3,342 | 2,236 | 366 | 100 | 13,975 | 60 | 3,512 |
| 45 | Woburn..... | 240 | 148 | 23,123 | 20,501 | 2,081 | 890 | 681 | 213 | 57 | 6,337 | 18 | 973 |
| 46 | Remainder of County..... | 3,474 | 2,394 | 384,280 | 362,450 | 39,572 | 16,061 | 11,941 | 2,677 | 724 | 100,391 | 433 | 24,385 |
| 47 | Nantucket County..... | 84 | 74 | 7,205 | 7,097 | 953 | 371 | 293 | 70 | 14 | 2,014 | 26 | 1,304 |
| 48 | Norfolk County..... | 3,760 | 2,602 | 419,895 | 398,039 | 47,081 | 18,722 | 13,800 | 2,860 | 761 | 108,313 | 494 | 31,204 |
| 49 | Quincy..... | 862 | 636 | 116,237 | 111,869 | 14,429 | 5,600 | 3,967 | 602 | 179 | 26,796 | 125 | 9,670 |
| 50 | Remainder of County..... | 2,898 | 1,966 | 303,658 | 286,170 | 32,652 | 13,122 | 9,833 | 2,258 | 582 | 81,517 | 369 | 21,534 |
| 51 | Plymouth County..... | 2,665 | 1,807 | 226,258 | 210,598 | 23,523 | 9,725 | 7,194 | 2,272 | 544 | 62,771 | 482 | 17,644 |
| 52 | Brockton..... | 835 | 575 | 36,270 | 31,768 | 10,399 | 4,257 | 3,137 | 617 | 181 | 20,629 | 129 | 4,793 |
| 53 | Remainder of County..... | 1,830 | 1,232 | 139,988 | 128,830 | 13,124 | 5,468 | 4,057 | 1,655 | 363 | 42,142 | 353 | 12,851 |
| 54 | Suffolk County..... | 10,655 | 7,187 | 1,417,227 | 1,350,125 | 195,166 | 76,586 | 63,494 | 7,885 | 2,719 | 346,987 | 1,906 | 135,137 |
| 55 | Boston..... | 9,410 | 6,468 | 1,320,824 | 1,265,508 | 186,292 | 72,825 | 60,794 | 6,767 | 2,319 | 311,370 | 1,703 | 126,078 |
| 56 | Chelsea..... | 518 | 312 | 39,028 | 34,194 | 3,687 | 1,446 | 1,031 | 448 | 168 | 12,039 | 71 | 2,915 |
| 57 | Revere..... | 425 | 271 | 33,665 | 30,611 | 3,511 | 1,488 | 1,128 | 362 | 117 | 9,280 | 110 | 5,529 |
| 58 | Remainder of County..... | 302 | 136 | 23,710 | 19,812 | 1,676 | 827 | 541 | 308 | 115 | 14,298 | 22 | 615 |
| 59 | Worcester County..... | 6,026 | 4,066 | 578,342 | 538,242 | 63,445 | 26,030 | 19,322 | 4,977 | 1,305 | 147,009 | 1,046 | 42,420 |
| 60 | Fitchburg..... | 538 | 390 | 60,650 | 56,986 | 6,814 | 2,707 | 2,033 | 388 | 130 | 14,423 | 82 | 3,436 |
| 61 | Gardner..... | 240 | 172 | 22,344 | 21,338 | 2,456 | 1,009 | 718 | 188 | 43 | 5,960 | 33 | 1,072 |
| 62 | Leominster..... | 299 | 209 | 26,769 | 25,105 | 2,619 | 1,119 | 818 | 241 | 53 | 7,471 | 51 | 1,833 |
| 63 | Worcester..... | 2,198 | 1,516 | 266,335 | 252,071 | 33,922 | 13,300 | 10,293 | 1,697 | 495 | 61,690 | 371 | 18,476 |
| 64 | Remainder of County..... | 2,751 | 1,779 | 202,244 | 182,742 | 17,634 | 7,895 | 5,460 | 2,463 | 584 | 57,465 | 509 | 17,603 |

Standard Notes: (D) Withheld to avoid disclosure. (NA) Not available. XXX Not applicable. (Z) Less than \$500. ... Represents zero.

CITIES OF 2,500 INHABITANTS OR MORE

Kind-of-Business Group — Establishments and Sales

| Kind-of-business group—Continued | | | | | | | | | | | | | | | | | | Line No. |
|----------------------------------|-----------------|-----------------------------|-----------------|--|-----------------|----------------------|-----------------|---------------------------|-----------------|--|-----------------|---------------------------------|-----------------|-------------------------|-----------------|-------------------------|-----------------|----------|
| General merchandise group | | Apparel, accessories stores | | Furniture, home furnishings, appliance dealers | | Automotive group | | Gasoline service stations | | Lumber, bldg. matls., hardware, farm equipment dealers | | Drug stores, proprietary stores | | Other retail stores | | Nonstore retailers | | |
| Establishments (Number) | Sales (\$1,000) | Establishments (Number) | Sales (\$1,000) | Establishments (Number) | Sales (\$1,000) | Establishments (No.) | Sales (\$1,000) | Establishments (Number) | Sales (\$1,000) | Establishments (Number) | Sales (\$1,000) | Establishments (No.) | Sales (\$1,000) | Establishments (Number) | Sales (\$1,000) | Establishments (Number) | Sales (\$1,000) | |
| 1,795 | 562,489 | 4,333 | 407,725 | 2,972 | 255,785 | 2,150 | 833,755 | 4,467 | 257,965 | 2,194 | 313,916 | 2,062 | 175,362 | 8,802 | 665,739 | 3,224 | 217,759 | 1 |
| 47 | 3,569 | 57 | 4,286 | 87 | 3,776 | 35 | 11,905 | 128 | 5,881 | 54 | 6,866 | 34 | 3,449 | 250 | 11,172 | 23 | 1,185 | 2 |
| 74 | 14,196 | 145 | 11,238 | 109 | 7,444 | 76 | 25,092 | 174 | 7,735 | 65 | 8,628 | 43 | 4,183 | 290 | 18,182 | 84 | 3,076 | 3 |
| 12 | 3,450 | 75 | 2,306 | 23 | 1,761 | 15 | 4,569 | 25 | 1,183 | 7 | 1,064 | 6 | 540 | 46 | 3,087 | 13 | 291 | 4 |
| 28 | 8,967 | 70 | 6,467 | 39 | 3,576 | 35 | 13,329 | 49 | 3,123 | 23 | 3,971 | 14 | 1,955 | 106 | 8,137 | 49 | 2,109 | 5 |
| 34 | 1,779 | 40 | 2,465 | 47 | 2,107 | 26 | 7,195 | 100 | 3,429 | 35 | 3,593 | 23 | 1,688 | 138 | 6,958 | 22 | 678 | 6 |
| 158 | 26,323 | 393 | 34,613 | 231 | 21,480 | 239 | 59,552 | 440 | 20,568 | 200 | 20,973 | 143 | 12,097 | 742 | 49,328 | 217 | 7,642 | 7 |
| 6 | 784 | 26 | 3,158 | 13 | 1,167 | 18 | 5,592 | 21 | 975 | 17 | 1,727 | 5 | 1,127 | 45 | 2,634 | 16 | 136 | 8 |
| 62 | 9,909 | 124 | 12,634 | 78 | 9,584 | 51 | 15,080 | 102 | 5,392 | 57 | 6,303 | 39 | 3,820 | 214 | 15,181 | 58 | 1,573 | 9 |
| 49 | 12,262 | 104 | 13,265 | 86 | 7,505 | 57 | 16,217 | 138 | 5,848 | 49 | 4,167 | 63 | 4,262 | 218 | 13,809 | 70 | 3,637 | 10 |
| 14 | 1,946 | 55 | 3,767 | 26 | 2,231 | 28 | 6,674 | 34 | 1,682 | 14 | 3,260 | 13 | 1,154 | 76 | 7,150 | 19 | 1,251 | 11 |
| 27 | 1,422 | 44 | 1,789 | 28 | 993 | 85 | 15,989 | 145 | 6,671 | 63 | 5,516 | 23 | 1,734 | 189 | 10,554 | 54 | 1,045 | 12 |
| 9 | (D) | 11 | 280 | 7 | 350 | 8 | 1,324 | 9 | 464 | 7 | (D) | 6 | 458 | 26 | 1,337 | ... | ... | 13 |
| 214 | 39,854 | 553 | 42,266 | 322 | 24,455 | 236 | 78,586 | 534 | 31,833 | 234 | 31,654 | 212 | 18,464 | 1,064 | 66,756 | 343 | 15,732 | 14 |
| 16 | 2,024 | 14 | 738 | 10 | 953 | 17 | 7,755 | 35 | 2,054 | 9 | 1,372 | 12 | 971 | 57 | 2,968 | 17 | 149 | 15 |
| 13 | 2,249 | 28 | 2,617 | 21 | 1,073 | 11 | 3,607 | 31 | 1,906 | 15 | 2,632 | 9 | 1,102 | 63 | 4,058 | 20 | 496 | 16 |
| 21 | 4,330 | 73 | 4,632 | 34 | 2,983 | 24 | 10,576 | 59 | 3,723 | 20 | 2,872 | 21 | 1,609 | 107 | 5,940 | 31 | 503 | 17 |
| 34 | 6,740 | 126 | 11,309 | 81 | 5,605 | 35 | 14,525 | 63 | 3,816 | 29 | 6,517 | 40 | 3,042 | 189 | 12,412 | 54 | 3,027 | 18 |
| 43 | 12,310 | 119 | 10,173 | 49 | 5,768 | 47 | 15,507 | 86 | 5,267 | 40 | 4,884 | 43 | 4,270 | 189 | 13,427 | 80 | 2,098 | 19 |
| 7 | 1,355 | 22 | 1,092 | 21 | 1,059 | 12 | 2,775 | 17 | 1,109 | 9 | 2,128 | 8 | 598 | 31 | 1,961 | 12 | 968 | 20 |
| 12 | 325 | 11 | 477 | 7 | 569 | 10 | 2,774 | 27 | 1,557 | 9 | 1,092 | 14 | 1,167 | 50 | 2,384 | 12 | 219 | 21 |
| 15 | 8,212 | 80 | 7,946 | 31 | 3,788 | 24 | 9,931 | 34 | 1,741 | 24 | 2,713 | 12 | 983 | 86 | (D) | 18 | (D) | 22 |
| 53 | 2,309 | 90 | 3,282 | 68 | 2,657 | 56 | 11,136 | 182 | 10,660 | 79 | 7,444 | 53 | 4,722 | 292 | (D) | 99 | (D) | 23 |
| 31 | 3,732 | 57 | 2,846 | 40 | 3,808 | 42 | 9,555 | 93 | 3,600 | 41 | 3,152 | 21 | (D) | 140 | 9,609 | 24 | (D) | 24 |
| 136 | 58,030 | 349 | 34,245 | 275 | 24,004 | 169 | 73,695 | 360 | 20,652 | 217 | 39,199 | 167 | 15,807 | 619 | 54,388 | 284 | 13,942 | 25 |
| 11 | 1,082 | 23 | 856 | 32 | 1,415 | 22 | 6,134 | 49 | 2,887 | 29 | 2,634 | 20 | 1,485 | 63 | 3,157 | 34 | 726 | 26 |
| 21 | 7,159 | 80 | 6,122 | 55 | 5,825 | 25 | 9,514 | 35 | 1,924 | 36 | 4,511 | 29 | 2,599 | 113 | 9,217 | 9 | 2,360 | 27 |
| 53 | 38,759 | 190 | 23,602 | 115 | 12,076 | 72 | 40,040 | 145 | 8,778 | 89 | 18,635 | 81 | 8,525 | 269 | 28,779 | 149 | 6,958 | 28 |
| 11 | 1,609 | 25 | 2,383 | 23 | 997 | 14 | 6,424 | 33 | 1,294 | 14 | 4,642 | 8 | 362 | 52 | 4,189 | 42 | 2,928 | 29 |
| 40 | 9,421 | 31 | 1,282 | 50 | 3,691 | 36 | 11,583 | 98 | 5,769 | 49 | 8,777 | 29 | 2,336 | 122 | 9,046 | 50 | 970 | 30 |
| 43 | 6,443 | 66 | 5,053 | 72 | 3,573 | 54 | 15,139 | 93 | 4,469 | 44 | 4,872 | 33 | 2,599 | 166 | 11,695 | 31 | 417 | 31 |
| 12 | 4,282 | 37 | 3,686 | 27 | 1,395 | 23 | 6,727 | 20 | 1,149 | 18 | 2,101 | 12 | 1,166 | 67 | 5,718 | 8 | 80 | 32 |
| 31 | 2,161 | 29 | 1,367 | 45 | 2,183 | 31 | 8,412 | 73 | 3,320 | 26 | 2,771 | 21 | 1,433 | 99 | 5,977 | 23 | 337 | 33 |
| 352 | 84,941 | 697 | 68,880 | 533 | 53,431 | 424 | 196,721 | 687 | 56,780 | 449 | 66,092 | 459 | 36,468 | 1,665 | 130,051 | 640 | 52,335 | 34 |
| 36 | 14,501 | 91 | 5,916 | 65 | 14,186 | 39 | 28,854 | 92 | 6,882 | 35 | 7,390 | 58 | 4,187 | 192 | 17,462 | 59 | 14,510 | 35 |
| 10 | 1,109 | 22 | 803 | 27 | 1,678 | 17 | 3,859 | 32 | 2,093 | 14 | 1,113 | 25 | 1,544 | 65 | 2,738 | 24 | 511 | 36 |
| 42 | 11,404 | 87 | 8,886 | 51 | 6,560 | 25 | 13,408 | 51 | 4,489 | 38 | 4,098 | 45 | 3,160 | 175 | 15,737 | 40 | 2,175 | 37 |
| 14 | 7,406 | 58 | 5,278 | 36 | 3,945 | 23 | 12,719 | 27 | 2,781 | 24 | 4,566 | 30 | 2,261 | 116 | 6,686 | 44 | 4,080 | 38 |
| 8 | 885 | 21 | 1,171 | 14 | 652 | 13 | 2,192 | 11 | 661 | 7 | 789 | 10 | 606 | 38 | 3,008 | 13 | 177 | 39 |
| 15 | 3,910 | 22 | 1,754 | 24 | 1,409 | 18 | 13,230 | 30 | 2,580 | 32 | 3,379 | 30 | 1,878 | 74 | 5,918 | 44 | 5,412 | 40 |
| 9 | 663 | 12 | 526 | 7 | 782 | 5 | 3,000 | 19 | 1,077 | 15 | 1,742 | 8 | 729 | 29 | 2,932 | 15 | 240 | 41 |
| 22 | 4,306 | 29 | 13,154 | 30 | 3,132 | 25 | 16,061 | 56 | 4,738 | 31 | 3,328 | 34 | 4,125 | 128 | 9,269 | 72 | 2,305 | 42 |
| 30 | 4,370 | 52 | 2,456 | 31 | 2,422 | 32 | 12,826 | 49 | 4,322 | 26 | 3,216 | 50 | 3,063 | 115 | 8,220 | 56 | 1,507 | 43 |
| 23 | 11,161 | 57 | 4,127 | 31 | 3,956 | 24 | 11,755 | 36 | 2,210 | 22 | 7,291 | 18 | 1,843 | 86 | 7,857 | 27 | 497 | 44 |
| 8 | 1,211 | 19 | 1,133 | 17 | 959 | 10 | 2,605 | 26 | 1,702 | 13 | 1,054 | 6 | 526 | 56 | 5,513 | 10 | 210 | 45 |
| 135 | 24,015 | 227 | 20,688 | 200 | 13,750 | 193 | 70,206 | 391 | 23,245 | 192 | 29,626 | 145 | 12,546 | 591 | 44,717 | 236 | 20,711 | 46 |
| 2 | (D) | 5 | 273 | 2 | 72 | 4 | 667 | 4 | 282 | 4 | (D) | 2 | (D) | 19 | 713 | 2 | (D) | 47 |
| 124 | 21,121 | 313 | 27,890 | 208 | 12,994 | 197 | 80,860 | 391 | 22,369 | 187 | 35,153 | 181 | 14,727 | 609 | 47,168 | 295 | 18,096 | 48 |
| 28 | 14,087 | 85 | 8,538 | 52 | 4,459 | 43 | 17,038 | 90 | 4,717 | 31 | 11,288 | 43 | 3,221 | 152 | 11,524 | 34 | 4,499 | 49 |
| 96 | 7,034 | 228 | 19,352 | 156 | 8,535 | 154 | 63,822 | 301 | 17,652 | 156 | 23,865 | 138 | 11,506 | 457 | 35,644 | 261 | 13,197 | 50 |
| 92 | 13,265 | 216 | 13,977 | 137 | 8,639 | 147 | 36,194 | 254 | 12,035 | 131 | 16,196 | 81 | 7,653 | 453 | 31,419 | 122 | 5,465 | 51 |
| 25 | 8,110 | 108 | 8,353 | 48 | 4,476 | 36 | 12,186 | 64 | 4,714 | 46 | 5,288 | 22 | 3,214 | 127 | 11,014 | 49 | 3,493 | 52 |
| 67 | 5,155 | 108 | 5,624 | 89 | 4,163 | 111 | 24,008 | 190 | 8,321 | 85 | 10,908 | 59 | 4,439 | 326 | 20,405 | 79 | 1,972 | 53 |
| 337 | 246,571 | 1,019 | 121,099 | 561 | 61,083 | 228 | 145,162 | 479 | 34,884 | 314 | 35,472 | 469 | 39,601 | 1,856 | 164,137 | 767 | 87,094 | 54 |
| 298 | 243,383 | 927 | 117,315 | 509 | 57,596 | 198 | 131,240 | 406 | 29,401 | 259 | 29,754 | 416 | 35,682 | 1,685 | 154,341 | 690 | 84,664 | 55 |
| 15 | 1,390 | 51 | 2,198 | 22 | 1,656 | 15 | 6,604 | 26 | 2,263 | 24 | 3,110 | 22 | 1,753 | 77 | 4,718 | 27 | 382 | 56 |
| 8 | 313 | 24 | 665 | 16 | 1,224 | 12 | 5,751 | 31 | 2,456 | 17 | 2,149 | 15 | 1,120 | 49 | 3,526 | 26 | 1,652 | 57 |
| 16 | 1,485 | 17 | 921 | 14 | 607 | 3 | 1,567 | 16 | 764 | 14 | 459 | 16 | 1,046 | 45 | 1,552 | 24 | 396 | 58 |
| 176 | 43,654 | 452 | 40,779 | 388 | 30,671 | 291 | 99,303 | 621 | 35,407 | 247 | 39,370 | 211 | 18,114 | 903 | 59,784 | 386 | 11,831 | 59 |
| 15 | 4,676 | 53 | 4,538 | 24 | 3,999 | 28 | 10,603 | 52 | 4,423 | 27 | 4,130 | 24 | 1,905 | 79 | 7,510 | 24 | 1,507 | 60 |
| 8 | 2,216 | 22 | 1,209 | 14 | 967 | 17 | 4,464 | 20 | 1,033 | 14 | 1,413 | 12 | 371 | 43 | 2,947 | 14 | 92 | 61 |
| 9 | 1,569 | 17 | 1,333 | 25 | 1,335 | 22 | 5,216 | 24 | 1,531 | 11 | 1,510 | 10 | 753 | 51 | 3,409 | 26 | 809 | 62 |
| 51 | 28,391 | 200 | 26,456 | 138 | 16,479 | 71 | 43,420 | 200 | 12,603 | 86 | 17 | | | | | | | |

RETAIL TRADE—AREA STATISTICS

Table 102A. RETAIL TRADE: 1948¹— COUNTIES; CITIES OF 2,500 INHABITANTS OR MORE

Establishments and Sales

| County and city | Establishments, 1948 (Number) | Sales, 1948 (\$1,000) | County and city | Establishments, 1948 (Number) | Sales, 1948 (\$1,000) | County and city | Establishments, 1948 (Number) | Sales, 1948 (\$1,000) |
|---------------------------|----------------------------------|--------------------------|--------------------------|----------------------------------|--------------------------|--------------------------|----------------------------------|--------------------------|
| Massachusetts, total..... | 51,294 | 4,165,561 | Essex County—Con. | | | Middlesex County—Con. | | |
| Barnstable County..... | 1,023 | 58,184 | Salem..... | 567 | 53,534 | Newton..... | 532 | 49,427 |
| Berkshire County..... | 1,633 | 123,011 | Remainder of County..... | 1,626 | 85,366 | Somerville..... | 853 | 60,804 |
| North Adams..... | 309 | 22,720 | Franklin County..... | 664 | 47,269 | Waltham..... | 471 | 46,769 |
| Pittsfield..... | 592 | 60,593 | Hampden County..... | 4,145 | 344,539 | Woburn..... | 227 | 16,331 |
| Remainder of County..... | 732 | 39,698 | Chicopee..... | 475 | 25,501 | Remainder of County..... | 3,110 | 223,786 |
| Bristol County..... | 4,571 | 305,959 | Holyoke..... | 740 | 58,058 | Nantucket County..... | 101 | 5,651 |
| Attleboro..... | 234 | 18,872 | Springfield..... | 1,915 | 193,805 | Norfolk County..... | 3,197 | 276,889 |
| Fall River..... | 1,431 | 101,782 | Westfield..... | 258 | 20,650 | Quincy..... | 793 | 79,771 |
| New Bedford..... | 1,546 | 104,825 | Remainder of County..... | 757 | 46,525 | Remainder of County..... | 2,404 | 197,118 |
| Taunton..... | 454 | 33,835 | Hampshire County..... | 893 | 58,685 | Plymouth County..... | 2,479 | 163,058 |
| Remainder of County..... | 906 | 46,645 | Northampton..... | 314 | 26,573 | Brockton..... | 797 | 69,441 |
| Dukes County..... | 119 | 6,360 | Remainder of County..... | 579 | 32,112 | Remainder of County..... | 1,682 | 93,617 |
| Essex County..... | 6,489 | 446,105 | Middlesex County..... | 9,332 | 739,728 | Suffolk County..... | 10,589 | 1,126,107 |
| Beverly..... | 323 | 20,346 | Cambridge..... | 1,206 | 116,558 | Boston..... | 9,527 | 1,063,177 |
| Gloucester..... | 357 | 25,397 | Everett..... | 428 | 24,193 | Chelsea..... | 541 | 33,913 |
| Haverhill..... | 612 | 42,743 | Lowell..... | 1,131 | 90,297 | Revere..... | 388 | 21,400 |
| Lawrence..... | 1,292 | 91,595 | Malden..... | 584 | 48,685 | Remainder of County..... | 133 | 7,617 |
| Lynn..... | 1,221 | 98,378 | Marlboro..... | 229 | 14,149 | Worcester County..... | 6,059 | 464,010 |
| Newburyport..... | 224 | 15,694 | Medford..... | 389 | 34,959 | Fitchburg..... | 552 | 50,162 |
| Peabody..... | 267 | 13,052 | Melrose..... | 172 | 13,770 | Gardner..... | 245 | 20,190 |
| | | | | | | Lecminster..... | 292 | 19,122 |
| | | | | | | Worcester..... | 2,225 | 221,340 |
| | | | | | | Remainder of County..... | 2,745 | 153,196 |

Standard Notes: (D) Withheld to avoid disclosure. (NA) Not available.

¹Data in this table differ from those which appeared in the publications of the 1948 Census of Retail Trade. For a description of the adjustments see Comparison of 1948 and 1954 Censuses in the Introduction.

Table 103. RETAIL TRADE: 1954 — STANDARD METROPOLITAN AREAS

Establishments, Sales, Payroll, and Personnel, by Kind of Business

| Standard metropolitan area and kind of business | Establishments | | Sales | | Payroll, entire year (\$1,000) | Payroll, workweek ended nearest Nov. 15 | | Paid employees, workweek ended nearest Nov. 15 | | Proprietors (unincorporated businesses only) (Number) |
|--|----------------|-----------------------|-------------------------------------|---------------------------------------|--------------------------------|---|-------------------------|--|------------------------|---|
| | Total (Number) | With payroll (Number) | Total, all establishments (\$1,000) | Establishments with payroll (\$1,000) | | Total (Dollars) | Full workweek (Dollars) | Total (Number) | Full workweek (Number) | |
| BOSTON STANDARD METROPOLITAN AREA--Consists of Suffolk County; Cambridge, Everett, Malden, Medford, Melrose, Newton, Somerville, Waltham, and Woburn Cities; Arlington, Ashland, Bedford, Belmont, Burlington, Concord, Framingham, Lexington, Lincoln, Natick, North Reading, Reading, Stoneham, Wakefield, Watertown, Wayland, Weston, Wilmington, and Winchester towns in Middlesex County; Beverly, Lynn, Peabody, and Salem Cities; Danvers, Hamilton, Lynnfield, Manchester, Marblehead, Middleton, Nahant, Saugus, Swampscott, and Wenham towns in Essex County; Quincy City; Braintree, Brookline, Canton, Cohasset, Dedham, Dover, Medfield, Milton, Needham, Norwood, Randolph, Sharon, Walpole, Wellesley, Westwood, and Weymouth towns in Norfolk County; Hingham and Hull towns in Plymouth County, Mass. | | | | | | | | | | |
| Retail trade, total..... | 24,648 | 16,922 | 3,010,092 | 2,858,026 | 372,385 | 7,182,136 | 6,567,685 | 148,518 | 116,414 | 18,803 |
| Food Stores | | | | | | | | | | |
| Total..... | 5,968 | 3,436 | 769,546 | 706,374 | 55,777 | 1,083,809 | 936,825 | 24,251 | 17,302 | 5,570 |
| Grocery stores..... | 2,984 | 1,966 | 620,417 | 591,405 | 42,079 | 807,652 | 690,764 | 17,951 | 12,629 | 2,604 |
| Meat markets..... | 454 | 316 | 46,368 | 42,084 | 3,895 | 72,343 | 64,760 | 1,288 | 963 | 445 |
| Fish (seafood) markets..... | 162 | 90 | 5,836 | 4,680 | 521 | 9,830 | 8,846 | 250 | 176 | 154 |
| Fruit stores, vegetable markets..... | 428 | 180 | 18,792 | 13,770 | 1,215 | 22,470 | 19,893 | 678 | 384 | 497 |
| Candy, nut, confectionery stores..... | 194 | 130 | 6,028 | 5,278 | 945 | 19,589 | 16,426 | 622 | 458 | 166 |
| Bakery products stores..... | 538 | 434 | 22,251 | 20,853 | 4,515 | 101,476 | 90,846 | 2,425 | 1,873 | 452 |
| Bakeries, with baking on premises..... | (NA) | 343 | (NA) | 15,536 | 3,748 | 84,424 | 74,745 | 2,022 | 1,527 | (NA) |
| Bakeries, without baking on premises..... | (NA) | 91 | (NA) | 5,317 | 767 | 17,252 | 16,101 | 403 | 346 | (NA) |
| Delicatessen stores..... | 209 | 165 | 11,787 | 10,763 | 1,202 | 24,500 | 21,537 | 521 | 443 | 197 |
| Food stores, n.e.c..... | 259 | 155 | 20,015 | 17,541 | 1,405 | 25,949 | 23,751 | 496 | 376 | 195 |
| Eating, Drinking Places | | | | | | | | | | |
| Total..... | 3,854 | 3,474 | 247,233 | 242,045 | 60,915 | 1,212,164 | 1,094,406 | 31,665 | 24,112 | 2,169 |
| Eating places (except refreshment stands)..... | 2,202 | 1,898 | 170,289 | 166,039 | 44,274 | 883,517 | 791,649 | 23,805 | 17,756 | 1,645 |
| Restaurants, cafeterias..... | (NA) | 1,782 | (NA) | 155,005 | 41,298 | 822,431 | 740,926 | 21,933 | 16,694 | (NA) |
| Caterers..... | (NA) | 65 | (NA) | 5,720 | 1,580 | 32,600 | 24,249 | 1,234 | 541 | (NA) |
| In-plant food contractors..... | (NA) | 51 | (NA) | 5,314 | 1,396 | 28,486 | 26,472 | 638 | 521 | (NA) |
| Refreshment stands..... | 1,550 | 302 | 13,670 | 13,194 | 2,231 | 43,991 | 38,018 | 1,282 | 894 | 275 |
| Drinking places..... | 329 | 1,274 | 63,234 | 62,812 | 14,410 | 284,656 | 264,739 | 6,578 | 5,462 | 235 |
| General Merchandise Group | | | | | | | | | | |
| Total..... | 822 | 576 | 361,222 | 357,230 | 61,448 | 1,215,329 | 1,080,757 | 28,400 | 21,103 | 561 |
| Department stores..... | 60 | 60 | 285,522 | 285,522 | 49,987 | 992,512 | 908,732 | 21,216 | 17,288 | ... |
| Dry goods, general merchandise stores..... | 419 | 211 | 26,497 | 23,315 | 3,208 | 62,424 | 55,246 | 1,594 | 1,098 | 356 |
| General stores..... | 30 | 18 | 1,765 | 1,28 | 128 | 3,511 | 2,817 | 87 | 48 | 32 |
| Variety stores..... | 297 | 287 | 46,758 | 46,628 | 8,125 | 156,883 | 113,962 | 5,503 | 2,669 | 157 |
| Apparel, Accessories Stores | | | | | | | | | | |
| Total..... | 2,124 | 1,708 | 226,700 | 220,568 | 34,117 | 646,866 | 593,442 | 13,104 | 10,539 | 1,297 |
| Shoe stores..... | 498 | 402 | 38,222 | 36,690 | 5,655 | 102,673 | 96,640 | 1,763 | 1,431 | 239 |
| Men's shoe stores..... | (NA) | 52 | (NA) | 4,159 | 511 | 9,613 | 9,106 | 151 | 127 | (NA) |
| Women's shoe stores..... | (NA) | 93 | (NA) | 11,329 | 1,824 | 34,494 | 33,344 | 540 | 473 | (NA) |
| Children's, juveniles' shoe stores..... | (NA) | 6 | (NA) | 348 | 33 | 635 | 525 | 13 | 8 | (NA) |
| Family shoe stores..... | (NA) | 251 | (NA) | 20,854 | 3,287 | 57,931 | 53,665 | 1,059 | 823 | (NA) |
| Men's, boys' clothing and furnishings stores..... | (NA) | 323 | (NA) | 40,745 | 6,855 | 129,303 | 120,358 | 2,113 | 1,740 | (NA) |
| Men's, boys' clothing stores..... | (NA) | 128 | (NA) | 31,299 | 5,592 | 107,207 | 99,862 | 1,707 | 1,419 | (NA) |
| Men's, boys' furnishings stores..... | (NA) | 135 | (NA) | 9,446 | 1,263 | 22,096 | 20,496 | 406 | 321 | (NA) |
| Family clothing stores..... | (NA) | 116 | (NA) | 39,254 | 5,127 | 89,045 | 78,963 | 1,934 | 1,583 | (NA) |
| Women's clothing, specialty stores..... | 784 | 644 | 87,900 | 85,952 | 13,383 | 261,931 | 238,018 | 6,130 | 4,629 | 543 |
| Ready-to-wear stores..... | (NA) | 423 | (NA) | 74,829 | 11,741 | 228,831 | 208,442 | 5,270 | 4,181 | (NA) |
| Millinery stores..... | (NA) | 99 | (NA) | 3,675 | 614 | 12,297 | 10,905 | 337 | 251 | (NA) |
| Clothing, specialty stores, n.e.c..... | (NA) | 122 | (NA) | 7,448 | 1,028 | 20,807 | 18,671 | 523 | 397 | (NA) |
| Children's, infants' wear stores..... | 93 | 31 | 5,110 | 4,742 | 553 | 11,115 | 9,594 | 306 | 208 | 63 |
| Apparel stores, n.e.c..... | 218 | 142 | 13,817 | 13,185 | 2,544 | 52,799 | 49,869 | 858 | 748 | 156 |
| Furniture, Home Furnishings, Appliance Dealers | | | | | | | | | | |
| Total..... | 1,303 | 917 | 129,060 | 122,054 | 20,092 | 372,180 | 358,294 | 5,817 | 5,360 | 466 |
| Furniture, home furnishings stores..... | 836 | 578 | 83,560 | 78,932 | 13,861 | 253,507 | 244,644 | 3,908 | 3,595 | 589 |
| Furniture stores..... | (NA) | 308 | (NA) | 60,625 | 10,634 | 188,614 | 182,070 | 2,874 | 2,641 | (NA) |
| Floor covering stores..... | (NA) | 99 | (NA) | 8,364 | 1,393 | 28,882 | 28,374 | 395 | 378 | (NA) |
| Home furnishings stores, n.e.c., antique stores..... | (NA) | 181 | (NA) | 9,863 | 1,834 | 36,011 | 34,200 | 639 | 576 | (NA) |
| Household appliance, radio, TV stores..... | 461 | 339 | 45,438 | 43,122 | 6,231 | 118,673 | 113,650 | 1,909 | 1,765 | 201 |
| Household appliance stores..... | (NA) | 151 | (NA) | 16,168 | 2,952 | 57,676 | 56,244 | 925 | 880 | (NA) |
| Appliance, radio, TV stores..... | (NA) | 114 | (NA) | 19,285 | 2,112 | 38,435 | 36,770 | 626 | 559 | (NA) |
| Radio, TV stores..... | (NA) | 74 | (NA) | 7,769 | 1,167 | 22,562 | 20,636 | 358 | 326 | (NA) |
| Automotive Group | | | | | | | | | | |
| Total..... | 651 | 609 | 433,256 | 427,548 | 41,805 | 740,704 | 725,492 | 10,179 | 9,745 | 460 |
| Passenger car dealers (franchised)..... | 449 | 433 | 391,011 | 390,061 | 37,350 | 658,252 | 646,370 | 8,858 | 8,598 | 136 |
| Passenger car dealers (nonfranchised)..... | 181 | 103 | 17,416 | 14,970 | 1,309 | 23,384 | 22,837 | 339 | 318 | 156 |
| Tire, battery, accessory dealers..... | 199 | 139 | 21,294 | 19,264 | 2,859 | 53,407 | 51,012 | 905 | 762 | 125 |
| Motorcycle, aircraft, boat dealers..... | 28 | 18 | 2,121 | 2,063 | 247 | 4,892 | 4,585 | 66 | 57 | 28 |
| Household trailer dealers..... | 3 | 3 | (D) | (D) | (D) | (D) | (D) | (D) | (D) | (D) |
| Automotive dealers, n.e.c..... | 3 | 3 | (D) | (D) | (D) | (D) | (D) | (D) | (D) | (D) |
| Gasoline Service Stations | | | | | | | | | | |
| Total..... | 1,738 | 1,372 | 116,301 | 104,821 | 8,910 | 182,844 | 159,933 | 4,112 | 2,893 | 1,795 |
| Lumber, Bldg. Mats., Hardware, Farm Equipment Dealers | | | | | | | | | | |
| Total..... | 952 | 712 | 138,890 | 134,354 | 17,434 | 339,050 | 327,204 | 5,027 | 4,584 | 583 |
| Farm equipment dealers..... | 26 | 20 | 11,760 | 11,596 | 1,443 | 33,168 | 30,879 | 504 | 463 | 13 |
| Lumber, building materials dealers..... | 252 | 184 | 72,923 | 71,535 | 8,751 | 168,792 | 165,518 | 2,224 | 2,120 | 138 |
| Paint, glass, wallpaper stores..... | 129 | 99 | 8,855 | 8,211 | 1,232 | 23,871 | 23,246 | 369 | 342 | 65 |
| Plumbing, electrical supply stores..... | 94 | 56 | 8,743 | 8,287 | 1,176 | 23,853 | 22,898 | 336 | 311 | 76 |
| Hardware stores..... | 449 | 353 | 36,597 | 34,725 | 4,832 | 89,366 | 84,661 | 1,594 | 1,348 | 259 |
| Drug Stores, Proprietary Stores | | | | | | | | | | |
| Total..... | 1,118 | 1,068 | 93,625 | 92,487 | 12,599 | 237,848 | 194,179 | 6,027 | 3,552 | 660 |
| Drug stores..... | (NA) | 1,001 | (NA) | 88,942 | 12,236 | 231,607 | 188,708 | 5,855 | 3,427 | (NA) |
| Proprietary stores..... | (NA) | 67 | (NA) | 3,545 | 363 | 6,241 | 5,471 | 168 | 125 | (NA) |
| Other Retail Stores | | | | | | | | | | |
| Total..... | 4,177 | 2,657 | 339,746 | 313,566 | 39,283 | 743,748 | 701,504 | 13,240 | 11,191 | 3,172 |
| Liquor stores..... | 618 | 594 | 84,074 | 83,366 | 7,781 | 146,762 | 133,945 | 2,330 | 1,848 | 75 |
| Fuel, ice dealers..... | 543 | 431 | 112,135 | 100,951 | 10,986 | 218,313 | 212,322 | 3,112 | 2,901 | 838 |
| Fuel dealers (coal, wood)..... | (NA) | 89 | (NA) | 28,870 | 2,925 | 64,365 | 63,271 | 906 | 861 | (NA) |
| Liquefied petroleum gas dealers..... | (NA) | 8 | (NA) | (D) | (D) | (D) | (D) | (D) | (D) | (NA) |
| Fuel oil dealers..... | (NA) | 387 | (NA) | 68,277 | 7,656 | 145,541 | 140,690 | 2,008 | 1,926 | (NA) |
| Ice dealers..... | (NA) | 7 | (NA) | (D) | (D) | (D) | (D) | (D) | (D) | (NA) |

Standard Notes: (D) Withheld to avoid disclosure. (NA) Not available. n.e.c. Not elsewhere classified. XXXX Not applicable. (Z) Less than \$500. ... Represents zero.
 1 Group totals may include data for establishments without payroll which could not be classified by detailed kind of business.

RETAIL TRADE—AREA STATISTICS

Table 103. RETAIL TRADE: 1954 — STANDARD METROPOLITAN AREAS — Continued

Establishments, Sales, Payroll, and Personnel, by Kind of Business

| Standard metropolitan area and kind of business | Establishments | | Sales | | Payroll, entire year (\$1,000) | Payroll, workweek ended nearest Nov. 15 | | Paid employees, workweek ended nearest Nov. 15 | | Proprietors (unincorporated businesses only) ¹ (Number) |
|--|-----------------------------|-----------------------|--|---------------------------------------|--------------------------------|---|-------------------------|--|------------------------|--|
| | Total ¹ (Number) | With payroll (Number) | Total, all establishments ¹ (\$1,000) | Establishments with payroll (\$1,000) | | Total (Dollars) | Full workweek (Dollars) | Total (Number) | Full workweek (Number) | |
| BOSTON STANDARD METROPOLITAN AREA--Con. | | | | | | | | | | |
| Other Retail Stores--Con. | | | | | | | | | | |
| Hay, grain, feed stores | 31 | 25 | 7,451 | 7,313 | 376 | 7,325 | 7,053 | 142 | 130 | 19 |
| Farm, garden supply stores | 29 | 15 | 2,250 | 2,058 | 455 | 7,993 | 7,524 | 114 | 95 | 25 |
| Jewelry stores | 378 | 258 | 36,744 | 35,508 | 5,505 | 94,585 | 90,296 | 1,759 | 1,503 | 292 |
| Book stores | 63 | 51 | 4,785 | 4,707 | 762 | 14,509 | 12,988 | 315 | 239 | 39 |
| Stationery stores | 147 | 111 | 11,956 | 11,314 | 2,238 | 38,183 | 35,927 | 752 | 606 | 105 |
| Sporting goods stores | 92 | 48 | 4,947 | 4,345 | 582 | 10,700 | 10,156 | 184 | 158 | 87 |
| Bicycle stores | 21 | 11 | 696 | 466 | 63 | 1,325 | 1,230 | 24 | 20 | 17 |
| Florists | 297 | 185 | 9,656 | 8,276 | 1,532 | 28,632 | 26,507 | 594 | 488 | 268 |
| Cigar stores, stands | 169 | 97 | 9,653 | 7,883 | 658 | 13,169 | 11,687 | 296 | 231 | 160 |
| News dealers, newsstands | 170 | 116 | 12,075 | 11,327 | 1,500 | 29,319 | 26,729 | 1,182 | 912 | 131 |
| Gift, novelty, souvenir stores | 249 | 133 | 6,061 | 4,903 | 657 | 14,071 | 11,736 | 378 | 252 | 24 |
| Music stores | 70 | 54 | 4,739 | 4,509 | 904 | 14,954 | 14,406 | 260 | 221 | 52 |
| Camera, photographic supply stores | 66 | 56 | 6,349 | 6,135 | 819 | 16,379 | 15,272 | 284 | 243 | 36 |
| Luggage, leather goods stores | 21 | 13 | 1,462 | 1,290 | 227 | 4,452 | 4,154 | 82 | 67 | 20 |
| Optical goods stores | 84 | 48 | 2,625 | 2,297 | 704 | 14,076 | 13,997 | 205 | 200 | 70 |
| Office, store machine and equipment dealers | 36 | 22 | 2,155 | 2,057 | 524 | 10,904 | 10,822 | 170 | 167 | 31 |
| Retail stores (except second-hand) n.e.c. | 206 | 206 | 10,653 | 10,653 | 2,076 | 39,231 | 36,540 | 688 | 584 | 131 |
| Second-hand stores | 225 | 123 | 5,352 | 4,208 | 934 | 18,866 | 18,207 | 369 | 320 | 204 |
| Nonstore Retailers | | | | | | | | | | |
| Total | 1,731 | 303 | 154,713 | 136,979 | 20,005 | 407,594 | 395,649 | 6,656 | 6,033 | 1,650 |
| Mail order houses | 44 | 40 | 62,209 | 62,175 | 8,459 | 172,766 | 166,560 | 3,208 | 2,961 | 19 |
| Direct selling (house-to-house) organizations | 1,591 | 211 | 72,099 | 55,325 | 9,830 | 201,582 | 196,037 | 3,004 | 2,638 | 1,565 |
| Merchandise vending machine operators | 96 | 52 | 20,405 | 19,479 | 1,716 | 33,246 | 33,052 | 444 | 434 | 66 |
| BROCKTON STANDARD METROPOLITAN AREA--Consists of Brockton City; Abington, Bridgewater, East Bridgewater, Rockland, West Bridgewater, and Whitman towns in Plymouth County; Avon, Holbrook, and Stoughton towns in Norfolk County; Easton town in Bristol County, Mass. | | | | | | | | | | |
| Retail trade, total | 1,632 | 1,046 | 153,370 | 142,308 | 16,473 | 317,448 | 282,814 | 6,837 | 5,002 | 1,331 |
| Food Stores | | | | | | | | | | |
| Total | 341 | 177 | 38,746 | 34,716 | 2,754 | 54,189 | 46,955 | 1,224 | 826 | 326 |
| Grocery stores | 225 | 135 | 35,325 | 32,549 | 2,400 | 47,959 | 41,439 | 1,064 | 713 | 206 |
| Meat markets | 13 | 3 | 501 | 177 | 18 | 305 | 289 | 5 | 4 | 14 |
| Fish (seafood) markets | 8 | 4 | 316 | 274 | 18 | 333 | 319 | 8 | 6 | 8 |
| Fruit stores, vegetable markets | 13 | 3 | 293 | (D) | (D) | (D) | (D) | (D) | (D) | (D) |
| Candy, nut, confectionery stores | 5 | 5 | 183 | 183 | 33 | 601 | 475 | 21 | 11 | 2 |
| Bakery products stores | 25 | 17 | 711 | (D) | (D) | (D) | (D) | (D) | (D) | (D) |
| Bakeries, with baking on premises | (NA) | 16 | (NA) | 607 | 142 | 3,125 | 2,755 | 80 | 58 | (NA) |
| Bakeries, without baking on premises | (NA) | 1 | (NA) | (D) | (D) | (D) | (D) | (D) | (D) | (NA) |
| Delicatessen stores | 6 | 6 | 497 | 497 | 53 | 962 | 918 | 23 | 19 | 6 |
| Food stores, n.e.c. | 12 | 4 | 502 | 236 | 15 | 446 | 393 | 9 | 7 | 16 |
| Eating, Drinking Places | | | | | | | | | | |
| Total | 237 | 199 | 9,932 | 9,498 | 2,214 | 44,186 | 38,035 | 1,310 | 920 | 164 |
| Eating places (except refreshment stands) | 127 | 99 | 5,986 | 5,636 | 1,430 | 28,109 | 24,135 | 880 | 627 | 112 |
| Restaurants, cafeterias | (NA) | 95 | (NA) | 5,490 | 1,394 | 27,013 | 23,560 | 849 | 618 | (NA) |
| Caterers | (NA) | 2 | (NA) | (D) | (D) | (D) | (D) | (D) | (D) | (NA) |
| In-plant food contractors | (NA) | 2 | (NA) | (D) | (D) | (D) | (D) | (D) | (D) | (NA) |
| Refreshment stands | 18 | 12 | 711 | (D) | 144 | 2,791 | 1,907 | 88 | 40 | 19 |
| Drinking places | 90 | 88 | 3,215 | (D) | 640 | 13,286 | 11,993 | 342 | 253 | 31 |
| General Merchandise Group | | | | | | | | | | |
| Total | 54 | 42 | 10,196 | 9,806 | 1,440 | 29,197 | 21,984 | 833 | 461 | 35 |
| Department stores | 5 | 5 | 5,484 | 5,484 | 796 | 17,097 | 13,273 | 410 | 260 | 1 |
| Dry goods, general merchandise stores | 22 | 12 | 968 | (D) | 109 | 2,037 | 1,935 | 46 | 38 | 16 |
| General stores | 6 | 4 | 306 | (D) | 9 | 146 | 142 | 4 | 4 | 7 |
| Variety stores | 21 | 21 | 3,348 | 3,348 | 526 | 9,924 | 6,634 | 373 | 159 | 11 |
| Apparel, Accessories Stores | | | | | | | | | | |
| Total | 164 | 114 | 10,980 | 10,328 | 1,457 | 29,059 | 24,966 | 637 | 455 | 119 |
| Shoe stores | 38 | 26 | 2,376 | (D) | (D) | (D) | (D) | (D) | (D) | (D) |
| Men's shoe stores | (NA) | 2 | (NA) | (D) | (D) | (D) | (D) | (D) | (D) | (NA) |
| Women's shoe stores | (NA) | 4 | (NA) | 665 | 74 | 1,508 | 1,424 | 33 | 28 | (NA) |
| Children's, juveniles' shoe stores | (NA) | ••• | (NA) | ••• | ••• | ••• | ••• | ••• | ••• | (NA) |
| Family shoe stores | (NA) | 20 | (NA) | 1,475 | 179 | 3,560 | 3,069 | 75 | 48 | (NA) |
| Men's, boys' clothing and furnishings stores | (NA) | 28 | (NA) | 2,766 | 304 | 9,102 | 7,159 | 166 | 107 | (NA) |
| Men's, boys' clothing stores | (NA) | 19 | (NA) | 1,996 | 294 | 7,229 | 5,495 | 126 | 82 | (NA) |
| Men's, boys' furnishings stores | (NA) | 9 | (NA) | 770 | 100 | 1,873 | 1,664 | 40 | 25 | (NA) |
| Family clothing stores | (NA) | 10 | (NA) | 1,183 | 165 | 2,759 | 2,342 | 66 | 47 | (NA) |
| Women's clothing, specialty stores | 59 | 39 | 3,916 | 3,712 | 560 | 10,435 | 9,368 | 260 | 195 | 45 |
| Ready-to-wear stores | (NA) | 27 | (NA) | 3,320 | 507 | 9,421 | 8,427 | 233 | 173 | (NA) |
| Millinery stores | (NA) | 8 | (NA) | 224 | 30 | 531 | 463 | 18 | 14 | (NA) |
| Clothing, specialty stores, n.e.c. | (NA) | 4 | (NA) | 168 | 23 | 483 | 475 | 9 | 8 | (NA) |
| Children's, infants' wear stores | 8 | 6 | 236 | (D) | 24 | 450 | 359 | 15 | 9 | 7 |
| Apparel stores, n.e.c. | 9 | 5 | 307 | 235 | 51 | 1,054 | 1,054 | 19 | 18 | 9 |
| Furniture, Home Furnishings, Appliance Dealers | | | | | | | | | | |
| Total | 74 | 44 | 5,628 | 5,278 | 1,038 | 19,140 | 18,662 | 293 | 269 | 59 |
| Furniture, home furnishings stores | 44 | 24 | 3,451 | 3,359 | 671 | 11,966 | 11,609 | 188 | 170 | 32 |
| Furniture stores | (NA) | 19 | (NA) | 3,012 | 578 | 10,292 | 10,057 | 160 | 148 | (NA) |
| Floor covering stores | (NA) | 3 | (NA) | 126 | 35 | 580 | 530 | 11 | 9 | (NA) |
| Home furnishings stores, n.e.c., antique stores | (NA) | 2 | (NA) | (D) | (D) | (D) | (D) | (D) | (D) | (NA) |
| Household appliance, radio, TV stores | 30 | 20 | 2,177 | 1,919 | 367 | 7,174 | 7,053 | 105 | 99 | 27 |
| Household appliance stores | (NA) | 9 | (NA) | 1,133 | 251 | 4,805 | 4,735 | 67 | 63 | (NA) |
| Appliance, radio, TV stores | (NA) | 8 | (NA) | 656 | 95 | 1,929 | 1,878 | 30 | 28 | (NA) |
| Radio, TV stores | (NA) | 3 | (NA) | 130 | 21 | 440 | 440 | 8 | 8 | (NA) |
| Automotive Group | | | | | | | | | | |
| Total | 88 | 64 | 23,734 | 23,376 | 2,229 | 40,069 | 39,562 | 589 | 558 | 58 |
| Passenger car dealers (franchised) | 44 | 44 | 21,365 | 21,365 | 2,075 | 36,912 | 36,698 | 521 | 509 | 18 |
| Passenger car dealers (nonfranchised) | 24 | 10 | (D) | (D) | (D) | (D) | (D) | (D) | (D) | (D) |
| Tire, battery, accessory dealers | 14 | 8 | 827 | 719 | 86 | 1,652 | 1,435 | 40 | 27 | 11 |
| Motorcycle, aircraft, boat dealers | 4 | ••• | 24 | ••• | ••• | ••• | ••• | ••• | ••• | 4 |

Standard Notes: (D) Withheld to avoid disclosure. (NA) Not available. n.e.c. Not elsewhere classified. XXX Not applicable. (Z) Less than \$500. ... Represents zero.
¹ Group totals may include data for establishments without payroll which could not be classified by detailed kind of business.

Table 103. RETAIL TRADE: 1954 — STANDARD METROPOLITAN AREAS — Continued

Establishments, Sales, Payroll, and Personnel, by Kind of Business

| Standard metropolitan area and kind of business | Establishments | | Sales | | Payroll, entire year (\$1,000) | Payroll, workweek ended nearest Nov. 15 | | Paid employees, workweek ended nearest Nov. 15 | | Proprietors (unincorporated businesses only) ¹ (Number) |
|--|-----------------------------|-----------------------|--|---------------------------------------|--------------------------------|---|-------------------------|--|------------------------|--|
| | Total ¹ (Number) | With payroll (Number) | Total, all establishments ¹ (\$1,000) | Establishments with payroll (\$1,000) | | Total (Dollars) | Full workweek (Dollars) | Total (Number) | Full workweek (Number) | |
| BROCKTON STANDARD METROPOLITAN AREA--Con. | | | | | | | | | | |
| Automotive Group--Con. | | | | | | | | | | |
| Household trailer dealers | 2 | 2 | (D) | (D) | (D) | (D) | (D) | (D) | (D) | (D) |
| Automotive dealers, n.e.c. | ... | ... | ... | ... | ... | ... | ... | ... | ... | ... |
| Gasoline Service Stations | | | | | | | | | | |
| Total | 156 | 104 | 9,294 | 7,664 | 506 | 10,358 | 9,011 | 242 | 166 | 165 |
| Lumber, Bldg. Mats., Hardware, Farm Equipment Dealers | | | | | | | | | | |
| Total | 95 | 69 | 10,714 | 10,286 | 1,488 | 28,548 | 26,584 | 451 | 391 | 60 |
| Farm equipment dealers | 5 | 3 | (D) | (D) | (D) | (D) | (D) | (D) | (D) | (D) |
| Lumber, building materials dealers | 32 | 26 | 6,273 | 6,191 | 773 | 13,342 | 13,026 | 191 | 178 | 20 |
| Paint, glass, wallpaper stores | 10 | 8 | (D) | (D) | (D) | (D) | (D) | (D) | (D) | (D) |
| Plumbing, electrical supply stores | 13 | 7 | 667 | 493 | 115 | 3,313 | 3,052 | 44 | 41 | 12 |
| Hardware stores | 35 | 25 | 2,738 | 2,612 | 391 | 7,384 | 6,249 | 146 | 110 | 23 |
| Drug Stores, Proprietary Stores | | | | | | | | | | |
| Total | 47 | 47 | 5,403 | 5,403 | 588 | 11,549 | 9,038 | 308 | 170 | 26 |
| Drug stores | 40 | 40 | 3,912 | 3,912 | 528 | 10,128 | 7,665 | 274 | 140 | 23 |
| Proprietary stores | 7 | 7 | 1,491 | 1,491 | 60 | 1,421 | 1,373 | 34 | 30 | 3 |
| Other Retail Stores | | | | | | | | | | |
| Total | 279 | 167 | 21,045 | 20,235 | 2,005 | 37,812 | 35,077 | 719 | 584 | 225 |
| Liquor stores | 41 | 35 | 3,839 | 3,641 | 314 | 5,473 | 4,735 | 98 | 68 | 18 |
| Fuel, ice dealers | 68 | 38 | 7,049 | 7,341 | 821 | 16,024 | 15,530 | 266 | 239 | 57 |
| Fuel dealers (coal, wood) | (NA) | 10 | (NA) | (D) | (D) | (D) | (D) | (D) | (D) | (NA) |
| Liquefied petroleum gas dealers | (NA) | 1 | (NA) | (D) | (D) | (D) | (D) | (D) | (D) | (NA) |
| Fuel oil dealers | (NA) | 27 | (NA) | 6,148 | 643 | 12,626 | 12,200 | 210 | 187 | (NA) |
| Ice dealers | (NA) | ... | (NA) | ... | ... | ... | ... | ... | ... | (NA) |
| Hay, grain, feed stores | 10 | 10 | 4,134 | 4,134 | 158 | 2,830 | 2,756 | 54 | 50 | 4 |
| Farm, garden supply stores | 3 | 1 | (D) | (D) | (D) | (D) | (D) | (D) | (D) | (D) |
| Jewelry stores | 18 | 16 | 1,436 | (D) | 246 | 5,135 | 4,790 | 97 | 83 | 8 |
| Book stores | 1 | 1 | (D) | (D) | (D) | (D) | (D) | (D) | (D) | (D) |
| Stationery stores | 5 | 5 | 258 | 258 | 41 | 816 | 761 | 22 | 18 | 5 |
| Sporting goods stores | 9 | 5 | (D) | 229 | 9 | 131 | 87 | 7 | 2 | 9 |
| Bicycle stores | 2 | 2 | (D) | (D) | (D) | (D) | (D) | (D) | (D) | (D) |
| Florists | 21 | 9 | 336 | 248 | 36 | 752 | 600 | 18 | 12 | 22 |
| Cigar stores, stands | 6 | 6 | (D) | (D) | 37 | 617 | 547 | 13 | 10 | 4 |
| News dealers, newsstands | 10 | 8 | 936 | (D) | 103 | 1,842 | 1,369 | 50 | 27 | 9 |
| Gift, novelty, souvenir stores | 13 | 9 | 221 | 197 | 22 | 456 | 306 | 19 | 9 | 13 |
| Music stores | 2 | 3 | 208 | 134 | 7 | 117 | 106 | 3 | 2 | 9 |
| Camera, photographic supply stores | 2 | 2 | (D) | (D) | (D) | (D) | (D) | (D) | (D) | (D) |
| Luggage, leather goods stores | 1 | 1 | (D) | (D) | (D) | (D) | (D) | (D) | (D) | (D) |
| Optical goods stores | 1 | 1 | (D) | (D) | (D) | (D) | (D) | (D) | (D) | (D) |
| Office, store machine and equipment dealers | 4 | 4 | 122 | 122 | 42 | 645 | 645 | 10 | 10 | 2 |
| Retail stores (except second-hand) n.e.c. | 6 | 6 | 277 | 277 | 42 | 1,081 | 1,034 | 24 | 20 | 4 |
| Second-hand stores | 17 | 5 | 226 | (D) | 36 | 535 | 491 | 9 | 7 | 18 |
| Nonstore Retailers | | | | | | | | | | |
| Total | 90 | 19 | 6,798 | 5,718 | 714 | 13,341 | 12,940 | 231 | 202 | 94 |
| Mail order houses | 7 | 3 | 3,257 | 2,981 | 294 | 4,935 | 4,631 | 97 | 74 | 6 |
| Direct selling (house-to-house) organizations | 22 | 14 | 3,520 | (D) | (D) | (D) | (D) | (D) | (D) | (D) |
| Merchandise vending machine operators | 6 | 2 | 221 | (D) | (D) | (D) | (D) | (D) | (D) | (D) |
| FALL RIVER STANDARD METROPOLITAN AREA--Consists of Fall River City; Somerset, Swansea, and Westport towns in Bristol County, Mass., and Tiverton town in Newport County, R. I. | | | | | | | | | | |
| Retail trade, total | 1,682 | 1,036 | 135,948 | 124,116 | 14,336 | 282,188 | 258,635 | 6,355 | 4,966 | 1,484 |
| Food Stores | | | | | | | | | | |
| Total | 451 | 223 | 35,431 | 30,463 | 2,447 | 48,030 | 42,841 | 1,102 | 842 | 437 |
| Grocery stores | 225 | 149 | 26,494 | 24,280 | 1,712 | 33,026 | 28,721 | 690 | 493 | 220 |
| Meat markets | 13 | 9 | 2,988 | 2,902 | 208 | 4,283 | 4,181 | 131 | 127 | 8 |
| Fish (seafood) markets | 11 | 3 | 237 | 75 | 5 | 95 | 3 | 3 | 3 | 12 |
| Fruit stores, vegetable markets | 17 | 11 | 564 | 520 | 54 | 1,207 | 1,147 | 24 | 22 | 15 |
| Candy, nut, confectionery stores | 8 | 6 | 346 | 377 | 37 | 916 | 778 | 26 | 18 | 6 |
| Bakery products stores | 40 | 34 | 1,579 | 1,511 | 355 | 7,142 | 6,721 | 189 | 152 | 34 |
| Bakeries, with baking on premises | (NA) | 31 | (NA) | (D) | (D) | (D) | (D) | (D) | (D) | (NA) |
| Bakeries, without baking on premises | (NA) | 3 | (NA) | (D) | (D) | (D) | (D) | (D) | (D) | (NA) |
| Delicatessen stores | 4 | 4 | 257 | 257 | 25 | 385 | 347 | 13 | 9 | 3 |
| Food stores, n.e.c. | 19 | 7 | 842 | (D) | 51 | 976 | 851 | 26 | 18 | 21 |
| Eating, Drinking Places | | | | | | | | | | |
| Total | 268 | 228 | 9,497 | 9,007 | 1,940 | 38,240 | 34,866 | 1,065 | 839 | 213 |
| Eating places (except refreshment stands) | 147 | 113 | 5,825 | 5,375 | 1,146 | 22,001 | 20,170 | 643 | 512 | 166 |
| Restaurants, cafeterias | (NA) | 108 | (NA) | 5,161 | 1,119 | 21,138 | 19,515 | 619 | 496 | (NA) |
| Caterers | (NA) | 2 | (NA) | (D) | (D) | (D) | (D) | (D) | (D) | (NA) |
| In-plant food contractors | (NA) | 3 | (NA) | (D) | (D) | (D) | (D) | (D) | (D) | (NA) |
| Refreshment stands | 13 | 9 | 297 | (D) | 31 | 828 | 564 | 36 | 18 | 17 |
| Drinking places | 108 | 106 | 3,375 | (D) | 763 | 15,411 | 14,132 | 386 | 309 | 30 |
| General Merchandise Group | | | | | | | | | | |
| Total | 69 | 37 | 10,134 | 9,676 | 1,658 | 30,268 | 24,680 | 951 | 566 | 62 |
| Department stores | 4 | 4 | 5,560 | 5,560 | 1,054 | 18,311 | 15,650 | 478 | 346 | ... |
| Dry goods, general merchandise stores | 46 | 18 | (D) | (D) | (D) | (D) | (D) | (D) | (D) | (D) |
| General stores | 2 | 2 | (D) | (D) | (D) | (D) | (D) | (D) | (D) | (D) |
| Variety stores | 17 | 13 | 3,524 | 3,368 | 533 | 10,695 | 7,896 | 434 | 190 | 13 |
| Apparel, Accessories Stores | | | | | | | | | | |
| Total | 133 | 103 | 13,420 | 12,860 | 1,786 | 34,183 | 30,298 | 848 | 624 | 99 |
| Shoe stores | 31 | 19 | 2,098 | 1,850 | 197 | 3,674 | 3,365 | 84 | 63 | 24 |
| Men's shoe stores | (NA) | 2 | (NA) | (D) | (D) | (D) | (D) | (D) | (D) | (NA) |
| Women's shoe stores | (NA) | 4 | (NA) | 640 | 82 | 1,558 | 1,380 | 31 | 23 | (NA) |
| Children's, juveniles' shoe stores | (NA) | 1 | (NA) | (D) | (D) | (D) | (D) | (D) | (D) | (NA) |
| Family shoe stores | (NA) | 12 | (NA) | 918 | 94 | 1,758 | 1,649 | 46 | 35 | (NA) |
| Men's, boys' clothing and furnishings stores | (NA) | 23 | (NA) | 3,013 | 344 | 5,909 | 5,558 | 127 | 106 | (NA) |
| Men's, boys' clothing stores | (NA) | 12 | (NA) | 2,354 | 263 | 4,463 | 4,152 | 96 | 78 | (NA) |
| Men's, boys' furnishings stores | (NA) | 11 | (NA) | 659 | 81 | 1,446 | 1,406 | 31 | 28 | (NA) |

Standard Notes: (D) Withheld to avoid disclosure. (NA) Not available. n.e.c. Not elsewhere classified. XXX Not applicable. (Z) Less than \$500. ... Represents zero.
¹ Group totals may include data for establishments without payroll which could not be classified by detailed kind of business.

Table 103. RETAIL TRADE: 1954 — STANDARD METROPOLITAN AREAS — Continued

Establishments, Sales, Payroll, and Personnel, by Kind of Business

| Standard metropolitan area and kind of business | Establishments | | Sales | | Payroll, entire year (\$1,000) | Payroll, workweek ended nearest Nov. 15 | | Paid employees, workweek ended nearest Nov. 15 | | Proprietors (unincorporated businesses only) ¹ (Number) |
|---|-----------------------------|-----------------------|--|---------------------------------------|--------------------------------|---|-------------------------|--|------------------------|--|
| | Total ¹ (Number) | With payroll (Number) | Total, all establishments ¹ (\$1,000) | Establishments with payroll (\$1,000) | | Total (Dollars) | Full workweek (Dollars) | Total (Number) | Full workweek (Number) | |
| FALL RIVER STANDARD METROPOLITAN AREA--Con. | | | | | | | | | | |
| Apparel, Accessories Stores--Con. | | | | | | | | | | |
| Family clothing stores..... | (NA) | 7 | (NA) | 1,255 | 207 | 3,989 | 3,751 | 85 | 69 | (NA) |
| Women's clothing, specialty stores..... | 57 | 49 | 6,663 | 6,517 | 996 | 19,785 | 16,876 | 532 | 372 | 40 |
| Ready-to-wear stores..... | (NA) | 32 | (NA) | 5,475 | 928 | 18,390 | 15,640 | 489 | 339 | (NA) |
| Millinery stores..... | (NA) | 8 | (NA) | 174 | 33 | 706 | 627 | 22 | 17 | (NA) |
| Clothing, specialty stores, n.e.c..... | (NA) | 9 | (NA) | 868 | 35 | 689 | 609 | 21 | 16 | (NA) |
| Children's, infants' wear stores..... | 2 | 2 | (D) | (D) | (D) | (D) | (D) | (D) | (D) | (D) |
| Apparel stores, n.e.c..... | 3 | 3 | (D) | (D) | (D) | (D) | (D) | (D) | (D) | (D) |
| Furniture, Home Furnishings, Appliance Dealers | | | | | | | | | | |
| Total..... | 88 | 62 | 9,992 | 9,594 | 1,245 | 29,749 | 29,050 | 503 | 475 | 76 |
| Furniture, home furnishings stores..... | 51 | 45 | 8,023 | 7,801 | 1,015 | 24,924 | 24,501 | 412 | 393 | 43 |
| Furniture stores..... | (NA) | 31 | (NA) | 7,119 | 877 | 22,061 | 21,656 | 367 | 349 | (NA) |
| Floor covering stores..... | (NA) | 5 | (NA) | 495 | 118 | 2,430 | 2,430 | 34 | 34 | (NA) |
| Home furnishings stores, n.e.c., antique stores..... | (NA) | 9 | (NA) | 187 | 20 | 433 | 415 | 11 | 10 | (NA) |
| Household appliance, radio, TV stores..... | 37 | 17 | 1,969 | 1,793 | 230 | 4,825 | 4,549 | 91 | 82 | 33 |
| Household appliance stores..... | (NA) | 7 | (NA) | 1,525 | 197 | 3,960 | 3,684 | 71 | 62 | (NA) |
| Appliance, radio, TV stores..... | (NA) | 2 | (NA) | (D) | (D) | (D) | (D) | (D) | (D) | (NA) |
| Radio, TV stores..... | (NA) | 8 | (NA) | (D) | (D) | (D) | (D) | (D) | (D) | (NA) |
| Automotive Group | | | | | | | | | | |
| Total..... | 67 | 49 | 18,076 | 17,416 | 1,631 | 33,705 | 33,346 | 489 | 477 | 46 |
| Passenger car dealers (franchised)..... | 18 | 18 | 13,323 | 13,323 | 1,291 | 26,825 | 26,781 | 373 | 370 | 8 |
| Passenger car dealers (nonfranchised)..... | 31 | 17 | 3,320 | (D) | (D) | (D) | (D) | (D) | (D) | (D) |
| Tire, battery, accessory dealers..... | 16 | 14 | (D) | (D) | (D) | (D) | (D) | (D) | (D) | (D) |
| Motorcycle, aircraft, boat dealers..... | 2 | ... | (D) | (D) | (D) | (D) | (D) | (D) | (D) | (D) |
| Household trailer dealers..... | ... | ... | ... | ... | ... | ... | ... | ... | ... | ... |
| Automotive dealers, n.e.c..... | ... | ... | ... | ... | ... | ... | ... | ... | ... | ... |
| Gasoline Service Stations | | | | | | | | | | |
| Total..... | 143 | 75 | 7,191 | 5,481 | 325 | 6,232 | 5,437 | 154 | 117 | 154 |
| Lumber, Bldg. Mats., Hardware, Farm Equipment Dealers | | | | | | | | | | |
| Total..... | 74 | 52 | 8,678 | 8,350 | 810 | 15,370 | 15,118 | 249 | 237 | 59 |
| Farm equipment dealers..... | 6 | 6 | 546 | 546 | 57 | 1,086 | 1,078 | 20 | 19 | 4 |
| Lumber, building materials dealers..... | 20 | 16 | 5,083 | 4,965 | 557 | 10,369 | 10,353 | 149 | 148 | 19 |
| Paint, glass, wallpaper stores..... | 6 | 4 | 247 | (D) | 42 | 887 | 857 | 15 | 13 | 4 |
| Plumbing, electrical supply stores..... | 6 | 4 | 285 | (D) | 32 | 709 | 683 | 14 | 12 | 3 |
| Hardware stores..... | 36 | 22 | 2,517 | 2,397 | 122 | 2,319 | 2,147 | 51 | 45 | 29 |
| Drug Stores, Proprietary Stores | | | | | | | | | | |
| Total..... | 45 | 45 | 4,434 | 4,434 | 538 | 9,937 | 7,856 | 295 | 174 | 33 |
| Drug stores..... | 40 | 40 | 4,068 | 4,068 | 515 | 9,676 | 7,595 | 287 | 166 | 28 |
| Proprietary stores..... | 5 | 5 | 366 | 366 | 23 | 261 | 261 | 8 | 8 | 5 |
| Other Retail Stores | | | | | | | | | | |
| Total..... | 272 | 144 | 17,352 | 15,690 | 1,788 | 33,367 | 32,152 | 625 | 548 | 233 |
| Liquor stores..... | 44 | 38 | 2,158 | 2,410 | 272 | 4,805 | 4,597 | 94 | 84 | 12 |
| Fuel, oil dealers..... | 76 | 34 | 6,949 | 6,513 | 741 | 14,197 | 14,006 | 225 | 213 | 74 |
| Fuel dealers (coal, wood)..... | (NA) | 5 | (NA) | 1,066 | 165 | 3,020 | 3,010 | 52 | 50 | (NA) |
| Liquefied petroleum gas dealers..... | (NA) | 3 | (NA) | 82 | 9 | 140 | 125 | 5 | 4 | (NA) |
| Fuel oil dealers..... | (NA) | 26 | (NA) | 5,365 | 567 | 11,037 | 10,871 | 168 | 159 | (NA) |
| Ice dealers..... | (NA) | ... | (NA) | ... | ... | ... | ... | ... | ... | (NA) |
| Hay, grain, feed stores..... | 6 | 6 | 3,382 | 3,382 | 277 | 4,961 | 4,961 | 79 | 78 | 3 |
| Farm, garden supply stores..... | 4 | 2 | 302 | (D) | (D) | (D) | (D) | (D) | (D) | (D) |
| Jewelry stores..... | 25 | 19 | 1,277 | 1,209 | 183 | 3,584 | 3,325 | 76 | 59 | 20 |
| Book stores..... | 1 | 1 | (D) | (D) | (D) | (D) | (D) | (D) | (D) | (D) |
| Stationery stores..... | 7 | 5 | 607 | (D) | 92 | 1,432 | 1,376 | 32 | 29 | 6 |
| Sporting goods stores..... | 9 | 3 | 259 | 173 | 25 | 543 | 412 | 15 | 9 | 8 |
| Bicycle stores..... | 2 | 2 | (D) | (D) | (D) | (D) | (D) | (D) | (D) | (D) |
| Florists..... | 20 | 8 | 422 | 304 | 64 | 1,034 | 1,004 | 26 | 23 | 24 |
| Cigar stores, stands..... | 6 | 2 | 347 | (D) | (D) | (D) | (D) | (D) | (D) | (D) |
| News dealers, newsstands..... | 4 | 2 | 73 | (D) | (D) | (D) | (D) | (D) | (D) | (D) |
| Gift, novelty, souvenir stores..... | 13 | 3 | 142 | 42 | 42 | (D) | (D) | (D) | (D) | 13 |
| Music stores..... | 5 | 5 | 189 | 189 | 15 | 319 | 242 | 9 | 6 | 6 |
| Camera, photographic supply stores..... | 2 | ... | (D) | ... | ... | ... | ... | ... | ... | (D) |
| Luggage, leather goods stores..... | ... | ... | (D) | ... | ... | ... | ... | ... | ... | ... |
| Optical goods stores..... | 2 | ... | (D) | ... | ... | ... | ... | ... | ... | ... |
| Office, store machine and equipment dealers..... | 3 | ... | 14 | ... | ... | ... | ... | ... | ... | (D) |
| Retail stores (except second-hand) n.e.c..... | 8 | 8 | 269 | 269 | 45 | 965 | 876 | 31 | 16 | 3 |
| Second-hand stores..... | 15 | 5 | 301 | 129 | 19 | 358 | 348 | 9 | 8 | 22 |
| Nonstore Retailers | | | | | | | | | | |
| Total..... | 72 | 18 | 1,743 | 1,145 | 168 | 3,107 | 2,991 | 74 | 67 | 72 |
| Mail order houses..... | ... | ... | ... | ... | ... | ... | ... | ... | ... | ... |
| Direct selling (house-to-house) organizations..... | 70 | 16 | (D) | (D) | (D) | (D) | (D) | (D) | (D) | (D) |
| Merchandise vending machine operators..... | 2 | 2 | (D) | (D) | (D) | (D) | (D) | (D) | (D) | (D) |

LAWRENCE STANDARD METROPOLITAN AREA--Consists of Lawrence City; Andover, Methuen, and North Andover towns in Essex County, Mass.

| | | | | | | | | | | |
|---|-------|-----|---------|---------|--------|---------|---------|-------|-------|-------|
| Retail trade, total..... | 1,577 | 967 | 120,110 | 108,246 | 13,823 | 265,991 | 238,301 | 5,906 | 4,394 | 1,344 |
| Food Stores | | | | | | | | | | |
| Total..... | 490 | 204 | 31,047 | 24,323 | 1,982 | 38,666 | 32,975 | 869 | 566 | 511 |
| Grocery stores..... | 234 | 128 | 22,456 | 20,504 | 1,456 | 28,235 | 23,666 | 608 | 384 | 236 |
| Meat markets..... | 13 | 5 | 643 | 669 | 39 | 952 | 828 | 25 | 19 | 14 |
| Fish (seafood) markets..... | 22 | 12 | 856 | 554 | 63 | 1,199 | 1,118 | 25 | 15 | 26 |
| Fruit stores, vegetable markets..... | 12 | 4 | 333 | 233 | 20 | 361 | 346 | 6 | 5 | 14 |
| Candy, nut, confectionery stores..... | 13 | 7 | 336 | 260 | 29 | 561 | 438 | 23 | 14 | 14 |
| Bakery products stores..... | 41 | 31 | 1,384 | 1,166 | 283 | 6,033 | 5,464 | 150 | 109 | 41 |
| Bakeries, with baking on premises..... | (NA) | 29 | (NA) | (D) | (D) | (D) | (D) | (D) | (D) | (NA) |
| Bakeries, without baking on premises..... | (NA) | 2 | (NA) | (D) | (D) | (D) | (D) | (D) | (D) | (NA) |
| Delicatessen stores..... | 3 | 3 | (D) | (D) | (D) | (D) | (D) | (D) | (D) | (D) |
| Food stores, n.e.c..... | 20 | 14 | (D) | (D) | (D) | (D) | (D) | (D) | (D) | (D) |

Standard Notes: (D) Withheld to avoid disclosure. (NA) Not available. n.e.c. Not elsewhere classified. XXX Not applicable. (Z) Less than \$500. ... Represents zero.
¹ Group totals may include data for establishments without payroll which could not be classified by detailed kind of business.

Table 103. RETAIL TRADE: 1954 — STANDARD METROPOLITAN AREAS — Continued

Establishments, Sales, Payroll, and Personnel, by Kind of Business

| Standard metropolitan area and kind of business | Establishments | | Sales | | Payroll, entire year (\$1,000) | Payroll, workweek ended nearest Nov. 15 | | Paid employees, workweek ended nearest Nov. 15 | | Proprietors (unincorporated businesses only) (Number) |
|--|-----------------------------|-----------------------|--|---------------------------------------|--------------------------------|---|-------------------------|--|------------------------|---|
| | Total ¹ (Number) | With payroll (Number) | Total, all establishments ¹ (\$1,000) | Establishments with payroll (\$1,000) | | Total (Dollars) | Full workweek (Dollars) | Total (Number) | Full workweek (Number) | |
| LAWRENCE STANDARD METROPOLITAN AREA--Con. | | | | | | | | | | |
| Eating, Drinking Places | | | | | | | | | | |
| Total..... | 244 | 206 | 9,862 | 9,284 | 2,218 | 44,098 | 38,639 | 1,261 | 862 | 152 |
| Eating places (except refreshment stands)..... | 134 | 98 | 6,421 | 5,921 | 1,476 | 28,987 | 25,679 | 882 | 614 | 119 |
| Restaurants, cafeterias..... | (NA) | 8 | (NA) | 5,177 | 1,278 | 24,793 | 22,363 | 721 | 545 | (NA) |
| Caterers..... | (NA) | 7 | (NA) | 559 | 150 | 3,392 | 2,514 | 145 | 53 | (NA) |
| In-plant food contractors..... | (NA) | 3 | (NA) | 185 | 48 | 802 | 802 | 16 | 16 | (NA) |
| Refreshment stands..... | 23 | 21 | 479 | (D) | 59 | 691 | 431 | 25 | 9 | 18 |
| Drinking places..... | 87 | 87 | 2,952 | (D) | 683 | 14,420 | 12,529 | 354 | 239 | 15 |
| General Merchandise Group | | | | | | | | | | |
| Total..... | 79 | 27 | 7,047 | 6,891 | 1,030 | 19,956 | 15,944 | 603 | 391 | 31 |
| Department stores..... | 2 | 2 | (D) | (D) | (D) | (D) | (D) | (D) | (D) | (D) |
| Dry goods, general merchandise stores..... | 24 | 12 | (D) | (D) | (D) | (D) | (D) | (D) | (D) | (D) |
| General stores..... | ••• | ••• | ••• | ••• | ••• | ••• | ••• | ••• | ••• | ••• |
| Variety stores..... | 13 | 13 | 3,258 | 3,258 | 473 | 9,195 | 6,515 | 317 | 183 | 10 |
| Apparel, Accessories Stores | | | | | | | | | | |
| Total..... | 142 | 114 | 12,224 | 12,002 | 1,866 | 35,835 | 31,323 | 852 | 613 | 95 |
| Shoe stores..... | 27 | 23 | 1,614 | 1,592 | 217 | 3,947 | 3,574 | 79 | 55 | 10 |
| Men's shoe stores..... | (NA) | 3 | (NA) | 158 | 16 | 401 | 401 | 5 | 5 | (NA) |
| Women's shoe stores..... | (NA) | 4 | (NA) | 436 | 57 | 1,113 | 1,032 | 24 | 16 | (NA) |
| Children's, juveniles' shoe stores..... | (NA) | ••• | (NA) | ••• | ••• | ••• | ••• | ••• | ••• | (NA) |
| Family shoe stores..... | (NA) | 16 | (NA) | 998 | 144 | 2,428 | 2,141 | 50 | 34 | (NA) |
| Men's, boys' clothing and furnishings stores..... | (NA) | 29 | (NA) | 3,505 | 528 | 9,978 | 8,790 | 210 | 141 | (NA) |
| Men's, boys' clothing stores..... | (NA) | 21 | (NA) | 2,810 | 438 | 8,132 | 7,084 | 175 | 114 | (NA) |
| Men's, boys' furnishings stores..... | (NA) | 8 | (NA) | 695 | 90 | 1,846 | 1,706 | 35 | 27 | (NA) |
| Family clothing stores..... | (NA) | 9 | (NA) | 1,067 | 140 | 4,683 | 3,575 | 101 | 71 | (NA) |
| Women's clothing, specialty stores..... | 53 | 43 | 5,342 | 5,210 | 879 | 15,126 | 13,401 | 419 | 312 | 43 |
| Ready-to-wear stores..... | (NA) | 27 | (NA) | 4,688 | 803 | 13,276 | 12,038 | 372 | 285 | (NA) |
| Millinery stores..... | (NA) | 8 | (NA) | 173 | 34 | 979 | 633 | 23 | 13 | (NA) |
| Clothing, specialty stores, n.e.c..... | (NA) | 8 | (NA) | 349 | 42 | 871 | 730 | 24 | 14 | (NA) |
| Children's, infants' wear stores..... | 10 | 6 | 359 | (D) | (D) | (D) | (D) | (D) | (D) | (D) |
| Apparel stores, n.e.c..... | 10 | 4 | 319 | (D) | (D) | (D) | (D) | (D) | (D) | (D) |
| Furniture, Home Furnishings, Appliance Dealers | | | | | | | | | | |
| Total..... | 92 | 56 | 6,197 | 5,619 | 824 | 15,739 | 14,738 | 289 | 238 | 76 |
| Furniture, home furnishings stores..... | 51 | 33 | 3,646 | 3,340 | 482 | 9,123 | 8,659 | 163 | 139 | 39 |
| Furniture stores..... | (NA) | 20 | (NA) | 2,376 | 338 | 6,364 | 6,056 | 102 | 95 | (NA) |
| Floor covering stores..... | (NA) | 6 | (NA) | 526 | 82 | 1,514 | 1,433 | 28 | 21 | (NA) |
| Home furnishings stores, n.e.c., antique stores..... | (NA) | 7 | (NA) | 438 | 62 | 1,245 | 1,170 | 27 | 23 | (NA) |
| Household appliance, radio, TV stores..... | 39 | 23 | 2,541 | 2,279 | 342 | 6,616 | 6,079 | 126 | 99 | 35 |
| Household appliance stores..... | (NA) | 6 | (NA) | 796 | 133 | 2,498 | 2,121 | 53 | 34 | (NA) |
| Appliance, radio, TV stores..... | (NA) | 13 | (NA) | 1,414 | 202 | 3,986 | 3,826 | 70 | 62 | (NA) |
| Radio, TV stores..... | (NA) | 4 | (NA) | 69 | 7 | 132 | 132 | 3 | 3 | (NA) |
| Automotive Group | | | | | | | | | | |
| Total..... | 46 | 34 | 16,668 | 16,300 | 1,521 | 29,073 | 28,723 | 457 | 442 | 34 |
| Passenger car dealers (franchised)..... | 21 | 19 | 14,347 | (D) | 1,368 | 26,598 | 26,351 | 413 | 402 | 12 |
| Passenger car dealers (nonfranchised)..... | 15 | 9 | 1,348 | 1,080 | 39 | 743 | 723 | 17 | 16 | 13 |
| Tire, battery, accessory dealers..... | 8 | 6 | (D) | (D) | 114 | 1,737 | 1,649 | 27 | 24 | 5 |
| Motorcycle, aircraft, boat dealers..... | 2 | ••• | (D) | ••• | ••• | ••• | ••• | ••• | ••• | 4 |
| Household trailer dealers..... | ••• | ••• | ••• | ••• | ••• | ••• | ••• | ••• | ••• | ••• |
| Automotive dealers, n.e.c..... | ••• | ••• | ••• | ••• | ••• | ••• | ••• | ••• | ••• | ••• |
| Gasoline Service Stations | | | | | | | | | | |
| Total..... | 106 | 20 | 5,983 | 5,485 | 551 | 8,950 | 7,809 | 204 | 144 | 98 |
| Lumber, Bldg. Mats., Hardware, Farm Equipment Dealers | | | | | | | | | | |
| Total..... | 40 | 32 | 8,198 | 7,876 | 1,003 | 18,163 | 17,250 | 334 | 294 | 33 |
| Farm equipment dealers..... | 1 | 1 | (D) | (D) | (D) | (D) | (D) | (D) | (D) | (D) |
| Lumber, building materials dealers..... | 12 | 10 | 3,641 | (D) | 388 | 7,257 | 6,521 | 125 | 100 | 11 |
| Paint, glass, wallpaper stores..... | 9 | 7 | 312 | (D) | 42 | 882 | 841 | 19 | 16 | 5 |
| Plumbing, electrical supply stores..... | 1 | 1 | (D) | (D) | (D) | (D) | (D) | (D) | (D) | (D) |
| Hardware stores..... | 17 | 13 | 3,872 | 3,836 | 542 | 9,469 | 9,333 | 183 | 170 | 15 |
| Drug Stores, Proprietary Stores | | | | | | | | | | |
| Total..... | 52 | 52 | 3,931 | 3,931 | 455 | 8,676 | 6,967 | 237 | 149 | 44 |
| Drug stores..... | 52 | 52 | (D) | (D) | (D) | (D) | (D) | (D) | (D) | (D) |
| Proprietary stores..... | ••• | ••• | (D) | (D) | (D) | (D) | (D) | (D) | (D) | (D) |
| Other Retail Stores | | | | | | | | | | |
| Total..... | 247 | 141 | 15,188 | 13,416 | 1,629 | 33,060 | 30,484 | 602 | 508 | 195 |
| Liquor stores..... | 28 | 28 | 2,422 | 2,422 | 329 | 5,997 | 5,436 | 99 | 75 | 1 |
| Fuel, ice dealers..... | 89 | 43 | 7,809 | 6,921 | 820 | 17,907 | 16,473 | 278 | 243 | 74 |
| Fuel dealers (coal, wood)..... | (NA) | 6 | (NA) | 438 | 48 | 1,041 | 992 | 19 | 16 | (NA) |
| Liquefied petroleum gas dealers..... | (NA) | 3 | (NA) | (D) | (D) | (D) | (D) | (D) | (D) | (NA) |
| Fuel oil dealers..... | (NA) | 31 | (NA) | 5,806 | 668 | 15,163 | 13,899 | 223 | 200 | (NA) |
| Ice dealers..... | (NA) | 3 | (NA) | (D) | (D) | (D) | (D) | (D) | (D) | (NA) |
| Hay, grain, feed stores..... | 2 | 2 | (D) | (D) | (D) | (D) | (D) | (D) | (D) | (D) |
| Farm, garden supply stores..... | 2 | ••• | (D) | ••• | ••• | ••• | ••• | ••• | ••• | 2 |
| Jewelry stores..... | 22 | 14 | 1,014 | 946 | 121 | 2,405 | 2,318 | 47 | 41 | 18 |
| Book stores..... | 1 | 1 | (D) | (D) | (D) | (D) | (D) | (D) | (D) | (D) |
| Stationery stores..... | 6 | 6 | (D) | (D) | (D) | (D) | (D) | (D) | (D) | (D) |
| Sporting goods stores..... | 5 | 3 | 168 | (D) | 3 | 50 | 20 | 3 | 1 | 5 |
| Bicycle stores..... | 3 | 1 | 147 | (D) | (D) | (D) | (D) | (D) | (D) | (D) |
| Florists..... | 26 | 14 | 650 | 560 | 84 | 1,531 | 1,427 | 33 | 29 | 30 |
| Cigar stores, stands..... | 2 | 2 | (D) | (D) | (D) | (D) | (D) | (D) | (D) | (D) |
| News dealers, newsstands..... | 7 | 5 | 293 | (D) | 20 | 416 | 360 | 31 | 28 | 6 |
| Gift, novelty, souvenir stores..... | 6 | 2 | 81 | (D) | (D) | (D) | (D) | (D) | (D) | (D) |
| Music stores..... | 5 | 1 | 49 | (D) | (D) | (D) | (D) | (D) | (D) | (D) |
| Camera, photographic supply stores..... | 1 | 1 | (D) | (D) | (D) | (D) | (D) | (D) | (D) | (D) |
| Luggage, leather goods stores..... | 1 | 1 | (D) | (D) | (D) | (D) | (D) | (D) | (D) | (D) |
| Optical goods stores..... | 2 | 2 | (D) | (D) | (D) | (D) | (D) | (D) | (D) | (D) |
| Office, store machine and equipment dealers..... | 3 | 3 | 165 | 165 | 27 | 487 | 487 | 9 | 9 | 1 |
| Retail stores (except second-hand) n.e.c..... | 10 | 10 | 377 | 337 | 46 | 825 | 693 | 26 | 16 | 6 |
| Second-hand stores..... | 10 | 2 | 86 | (D) | (D) | (D) | (D) | (D) | (D) | (D) |

Standard Notes: (D) Withheld to avoid disclosure. (NA) Not available. n.e.c. Not elsewhere classified. XXX Not applicable. (Z) Less than \$500. ... Represents zero.
¹ Group totals may include data for establishments without payroll which could not be classified by detailed kind of business.

RETAIL TRADE—AREA STATISTICS

Table 103. RETAIL TRADE: 1954 — STANDARD METROPOLITAN AREAS — Continued

Establishments, Sales, Payroll, and Personnel, by Kind of Business

| Standard metropolitan area and kind of business | Establishments | | Sales | | Payroll, entire year (\$1,000) | Payroll, workweek ended nearest Nov. 15 | | Paid employees, workweek ended nearest Nov. 15 | | Proprietors (unincorporated businesses only) (Number) |
|---|-----------------------------|-----------------------|--|---------------------------------------|--------------------------------|---|-------------------------|--|------------------------|---|
| | Total ¹ (Number) | With payroll (Number) | Total, all establishments ¹ (\$1,000) | Establishments with payroll (\$1,000) | | Total (Dollars) | Full workweek (Dollars) | Total (Number) | Full workweek (Number) | |
| LAWRENCE STANDARD METROPOLITAN AREA--Con. | | | | | | | | | | |
| Nonstore Retailers | | | | | | | | | | |
| Total | 79 | 21 | 3,765 | 3,119 | 744 | 13,771 | 13,449 | 198 | 187 | 75 |
| Mail order houses | ... | ... | ... | ... | ... | ... | ... | ... | ... | ... |
| Direct selling (house-to-house) organizations | 75 | 17 | (D) | (D) | (D) | (D) | (D) | (D) | (D) | 73 |
| Merchandise vending machine operators | 4 | 4 | (D) | (D) | (D) | (D) | (D) | (D) | (D) | (D) |
| LOWELL STANDARD METROPOLITAN AREA--Consists of Lowell City; Billerica, Chelmsford, Dracut, and Tewksbury towns in Middlesex County, Mass. | | | | | | | | | | |
| Retail trade, total | 1,362 | 898 | 126,319 | 117,829 | 14,915 | 298,568 | 269,364 | 6,626 | 4,891 | 1,000 |
| Food Stores | | | | | | | | | | |
| Total | 392 | 198 | 34,634 | 30,322 | 2,144 | 43,947 | 37,119 | 999 | 657 | 367 |
| Grocery stores | 103 | 135 | 28,999 | 27,515 | 1,825 | 35,675 | 29,928 | 789 | 506 | 173 |
| Meat markets | 9 | 5 | 57 | 481 | 32 | 589 | 439 | 16 | 9 | 8 |
| Fish (seafood) markets | 11 | 7 | 198 | 166 | 14 | 410 | 256 | 21 | 7 | 10 |
| Fruit stores, vegetable markets | 10 | 4 | 58 | 296 | 22 | 455 | 420 | 9 | 7 | 11 |
| Candy, nut, confectionery stores | 18 | 10 | 74 | 310 | 40 | 1,306 | 1,166 | 35 | 26 | 14 |
| Bakery products stores | 33 | 25 | 1,066 | 970 | 168 | 4,490 | 4,154 | 110 | 87 | 35 |
| Bakeries, with baking on premises | (NA) | 2 | (NA) | 745 | 142 | 3,913 | 3,605 | 99 | 78 | (NA) |
| Bakeries, without baking on premises | (NA) | 3 | (NA) | 225 | 26 | 577 | 549 | 11 | 9 | (NA) |
| Delicatessen stores | 2 | 2 | (D) | (D) | (D) | (D) | (D) | (D) | (D) | (D) |
| Food stores, n.e.c. | 12 | 10 | (D) | (D) | (D) | (D) | (D) | (D) | (D) | (D) |
| Eating, Drinking Places | | | | | | | | | | |
| Total | 238 | 220 | 10,628 | 10,412 | 2,430 | 50,366 | 44,449 | 1,406 | 1,000 | 124 |
| Eating places (except refreshment stands) | 114 | 104 | 9,751 | 9,611 | 1,342 | 27,691 | 24,215 | 838 | 587 | 89 |
| Restaurants, cafeterias | (NA) | 100 | (NA) | 5,352 | 1,291 | 26,628 | 23,201 | 807 | 561 | (NA) |
| Caterers | (NA) | 2 | (NA) | (D) | (D) | (D) | (D) | (D) | (D) | (NA) |
| In-plant food contractors | (NA) | 2 | (NA) | (D) | (D) | (D) | (D) | (D) | (D) | (NA) |
| Refreshment stands | 21 | 19 | 722 | (D) | 151 | 3,113 | 2,851 | 84 | 64 | 18 |
| Drinking places | 99 | 97 | 4,133 | (D) | 937 | 19,562 | 17,380 | 484 | 349 | 13 |
| General Merchandise Group | | | | | | | | | | |
| Total | 51 | 41 | 11,709 | 11,537 | 1,968 | 39,042 | 33,465 | 1,108 | 720 | 42 |
| Department stores | 5 | 5 | 8,002 | 8,042 | 1,445 | 28,250 | 25,360 | 717 | 514 | 1 |
| Dry goods, general merchandise stores | 22 | 16 | 900 | 852 | (D) | (D) | (D) | (D) | (D) | (D) |
| General stores | 3 | 1 | 57 | (D) | (D) | (D) | (D) | (D) | (D) | (D) |
| Variety stores | 21 | 19 | 2,670 | (D) | 422 | 8,723 | 6,396 | 324 | 168 | 16 |
| Apparel, Accessories Stores | | | | | | | | | | |
| Total | 88 | 72 | 8,899 | 8,591 | 1,503 | 28,795 | 25,617 | 668 | 469 | 44 |
| Shoe stores | 22 | 19 | 1,458 | 1,526 | 277 | 4,932 | 4,425 | 83 | 56 | 11 |
| Men's shoe stores | (NA) | 1 | (NA) | (D) | (D) | (D) | (D) | (D) | (D) | (NA) |
| Women's shoe stores | (NA) | 4 | (NA) | (D) | (D) | (D) | (D) | (D) | (D) | (NA) |
| Children's, juveniles' shoe stores | (NA) | 1 | (NA) | (D) | (D) | (D) | (D) | (D) | (D) | (NA) |
| Family shoe stores | (NA) | 12 | (NA) | 952 | 198 | 3,676 | 3,314 | 56 | 36 | (NA) |
| Men's, boys' clothing and furnishings stores | (NA) | 18 | (NA) | 2,467 | 470 | 8,893 | 8,296 | 166 | 127 | (NA) |
| Men's, boys' clothing stores | (NA) | 16 | (NA) | (D) | (D) | (D) | (D) | (D) | (D) | (NA) |
| Men's, boys' furnishings stores | (NA) | 2 | (NA) | (D) | (D) | (D) | (D) | (D) | (D) | (NA) |
| Family clothing stores | (NA) | 6 | (NA) | 746 | 105 | 1,860 | 1,349 | 78 | 31 | (NA) |
| Women's clothing, specialty stores | 28 | 26 | 3,694 | (D) | 616 | 12,260 | 10,846 | 326 | 235 | 15 |
| Ready-to-wear stores | (NA) | 13 | (NA) | 3,333 | 568 | 11,120 | 9,928 | 291 | 212 | (NA) |
| Millinery stores | (NA) | 8 | (NA) | 216 | 30 | 756 | 554 | 22 | 11 | (NA) |
| Clothing, specialty stores, n.e.c. | (NA) | 5 | (NA) | 133 | 18 | 384 | 364 | 13 | 12 | (NA) |
| Children's, infants' wear stores | 1 | 1 | (D) | (D) | (D) | (D) | (D) | (D) | (D) | (D) |
| Apparel stores, n.e.c. | 7 | 3 | (D) | (D) | (D) | (D) | (D) | (D) | (D) | (D) |
| Furniture, Home Furnishings, Appliance Dealers | | | | | | | | | | |
| Total | 57 | 41 | 6,934 | 6,710 | 1,155 | 25,642 | 24,604 | 449 | 387 | 40 |
| Furniture, home furnishings stores | 31 | 21 | 3,174 | 3,010 | 675 | 11,331 | 10,504 | 226 | 174 | 21 |
| Furniture stores | (NA) | 16 | (NA) | 2,081 | 391 | 7,476 | 7,221 | 126 | 111 | (NA) |
| Floor covering stores | (NA) | 3 | (NA) | (D) | (D) | (D) | (D) | (D) | (D) | (NA) |
| Home furnishings stores, n.e.c., antique stores | (NA) | 2 | (NA) | (D) | (D) | (D) | (D) | (D) | (D) | (NA) |
| Household appliance, radio, TV stores | 26 | 20 | 3,760 | 3,700 | 550 | 14,311 | 14,100 | 223 | 213 | 19 |
| Household appliance stores | (NA) | 5 | (NA) | 2,033 | 268 | 9,246 | 9,246 | 135 | 135 | (NA) |
| Appliance, radio, TV stores | (NA) | 11 | (NA) | 1,555 | 273 | 4,768 | 4,617 | 87 | 73 | (NA) |
| Radio, TV stores | (NA) | 4 | (NA) | 112 | 9 | 297 | 237 | 6 | 5 | (NA) |
| Automotive Group | | | | | | | | | | |
| Total | 34 | 28 | 16,269 | 16,123 | 1,685 | 29,946 | 29,482 | 437 | 420 | 24 |
| Passenger car dealers (franchised) | 17 | 17 | 14,900 | 14,900 | 1,515 | 26,517 | 26,107 | 383 | 368 | 8 |
| Passenger car dealers (nonfranchised) | 9 | 5 | 676 | (D) | 45 | 954 | 15 | 14 | 11 | 11 |
| Tire, battery, accessory dealers | 8 | 6 | 693 | (D) | 125 | 2,475 | 2,430 | 39 | 38 | 5 |
| Motorcycle, aircraft, boat dealers | ... | ... | ... | ... | ... | ... | ... | ... | ... | ... |
| Household trailer dealers | ... | ... | ... | ... | ... | ... | ... | ... | ... | ... |
| Automotive dealers, n.e.c. | ... | ... | ... | ... | ... | ... | ... | ... | ... | ... |
| Gasoline Service Stations | | | | | | | | | | |
| Total | 124 | 72 | 6,615 | 5,149 | 365 | 7,394 | 6,579 | 171 | 126 | 125 |
| Lumber, Bldg. Mats., Hardware, Farm Equipment Dealers | | | | | | | | | | |
| Total | 50 | 32 | 5,609 | 5,585 | 813 | 17,695 | 17,593 | 282 | 274 | 35 |
| Farm equipment dealers | 1 | 1 | (D) | (D) | (D) | (D) | (D) | (D) | (D) | (D) |
| Lumber, building materials dealers | 17 | 11 | 3,316 | 3,272 | 536 | 8,034 | 8,000 | 114 | 112 | 12 |
| Paint, glass, wallpaper stores | 6 | 4 | 262 | (D) | 44 | 910 | 898 | 16 | 14 | 3 |
| Plumbing, electrical supply stores | 4 | 2 | (D) | (D) | (D) | (D) | (D) | (D) | (D) | (D) |
| Hardware stores | 22 | 14 | 1,670 | 1,752 | 192 | 7,968 | 7,912 | 137 | 133 | 16 |
| Drug Stores, Proprietary Stores | | | | | | | | | | |
| Total | 51 | 47 | 3,858 | 3,802 | 500 | 11,516 | 8,994 | 265 | 177 | 35 |
| Drug stores | (NA) | 44 | (NA) | 3,668 | 532 | 11,271 | 8,822 | 278 | 172 | (NA) |
| Proprietary stores | (NA) | 3 | (NA) | 134 | 8 | 245 | 172 | 7 | 5 | (NA) |
| Other Retail Stores | | | | | | | | | | |
| Total | 221 | 137 | 18,755 | 17,359 | 2,013 | 38,542 | 35,815 | 743 | 595 | 168 |
| Liquor stores | 31 | 31 | 2,993 | 2,929 | 399 | 6,807 | 5,877 | 132 | 85 | 3 |

Standard Notes: (D) Withheld to avoid disclosure. (NA) Not available. n.e.c. Not elsewhere classified. XXX Not applicable. (Z) Less than \$500. ... Represents zero.
¹ Group totals may include data for establishments without payroll which could not be classified by detailed kind of business.

Table 103. RETAIL TRADE: 1954 — STANDARD METROPOLITAN AREAS — Continued

Establishments, Sales, Payroll, and Personnel, by Kind of Business

| Standard metropolitan area and kind of business | Establishments | | Sales | | Payroll, entire year (\$1,000) | Payroll, workweek ended nearest Nov. 15 | | Paid employees, workweek ended nearest Nov. 15 | | Proprietors (unincorporated businesses only) ¹ (Number) |
|---|-----------------------------|-----------------------|--|---------------------------------------|--------------------------------|---|-------------------------|--|------------------------|--|
| | Total ¹ (Number) | With payroll (Number) | Total, all establishments ¹ (\$1,000) | Establishments with payroll (\$1,000) | | Total (Dollars) | Full workweek (Dollars) | Total (Number) | Full workweek (Number) | |
| LOWELL STANDARD METROPOLITAN AREA--Con. | | | | | | | | | | |
| Other Retail Stores--Con. | | | | | | | | | | |
| Fuel, ice dealers..... | 79 | 49 | 10,220 | 9,576 | 1,005 | 20,162 | 19,351 | 332 | 302 | 75 |
| Fuel dealers (coal, wood)..... | (NA) | 9 | (NA) | 1,242 | 126 | 2,438 | 2,308 | 43 | 38 | (NA) |
| Liquefied petroleum gas dealers..... | (NA) | 3 | (NA) | (D) | (D) | (D) | (D) | (D) | (D) | (NA) |
| Fuel oil dealers..... | (NA) | 76 | (NA) | 7,798 | 807 | 15,961 | 15,280 | 262 | 237 | (NA) |
| Ice dealers..... | (NA) | 1 | (NA) | (D) | (D) | (D) | (D) | (D) | (D) | (NA) |
| Hay, grain, feed stores..... | 5 | 5 | 1,710 | 1,710 | 93 | 1,750 | 1,736 | 30 | 29 | 2 |
| Farm, garden supply stores..... | ... | ... | ... | ... | ... | ... | ... | ... | ... | ... |
| Jewelry stores..... | 14 | 10 | 703 | 685 | 120 | 2,335 | 2,123 | 55 | 41 | 7 |
| Book stores..... | 1 | 1 | (D) | (D) | (D) | (D) | (D) | (D) | (D) | (D) |
| Stationery stores..... | 6 | 4 | 828 | (D) | 189 | 3,049 | 2,879 | 67 | 55 | 3 |
| Sporting goods stores..... | 3 | 1 | (D) | (D) | (D) | (D) | (D) | (D) | (D) | (D) |
| Bicycle stores..... | ... | ... | ... | ... | ... | ... | ... | ... | ... | ... |
| Florists..... | 12 | 6 | 307 | 231 | 29 | 717 | 617 | 25 | 12 | 13 |
| Cigar stores, stands..... | 7 | 5 | 407 | (D) | 14 | 364 | 306 | 10 | 7 | 9 |
| News dealers, newsstands..... | 7 | 3 | 184 | 184 | 11 | 209 | 111 | 11 | 3 | 2 |
| Gift, novelty, souvenir stores..... | 5 | 1 | 32 | (D) | (D) | (D) | (D) | (D) | (D) | (D) |
| Music stores..... | 3 | 1 | 35 | (D) | (D) | (D) | (D) | (D) | (D) | (D) |
| Camera, photographic supply stores..... | 2 | 2 | (D) | (D) | (D) | (D) | (D) | (D) | (D) | (D) |
| Luggage, leather goods stores..... | 2 | 2 | (D) | (D) | (D) | (D) | (D) | (D) | (D) | (D) |
| Optical goods stores..... | 3 | 1 | 63 | (D) | (D) | (D) | (D) | (D) | (D) | (D) |
| Office, store machine and equipment dealers..... | 2 | 2 | (D) | (D) | (D) | (D) | (D) | (D) | (D) | (D) |
| Retail stores (except second-hand) n.e.c..... | 10 | 10 | 406 | 406 | 44 | 940 | 802 | 26 | 17 | 8 |
| Second-hand stores..... | 15 | 3 | (D) | (D) | (D) | (D) | (D) | (D) | (D) | (D) |
| Nonstore Retailers | | | | | | | | | | |
| Total..... | 56 | 10 | 2,809 | 2,239 | 299 | 5,683 | 5,647 | 78 | 75 | 56 |
| Mail order houses..... | 1 | 1 | (D) | (D) | (D) | (D) | (D) | (D) | (D) | (D) |
| Direct selling (house-to-house) organizations..... | 48 | 6 | 2,375 | (D) | (D) | (D) | (D) | (D) | (D) | (D) |
| Merchandise vending machine operators..... | 7 | 3 | (D) | (D) | (D) | (D) | (D) | (D) | (D) | (D) |
| NEW BEDFORD STANDARD METROPOLITAN AREA--Consists of New Bedford City; Acushnet, Dartmouth, and Fairhaven towns in Bristol County, Mass. | | | | | | | | | | |
| Retail trade, total..... | 1,793 | 1,103 | 141,817 | 129,111 | 15,560 | 303,954 | 275,181 | 6,754 | 5,229 | 1,718 |
| Food Stores | | | | | | | | | | |
| Total..... | 456 | 232 | 40,169 | 35,823 | 2,724 | 52,979 | 46,982 | 1,171 | 839 | 468 |
| Grocery stores..... | 229 | 173 | 34,701 | 33,219 | 2,396 | 46,139 | 41,073 | 973 | 700 | 239 |
| Meat markets..... | 12 | 4 | 272 | 100 | 9 | 160 | 90 | 6 | 3 | 14 |
| Fish (seafood) markets..... | 20 | 6 | 411 | 289 | 20 | 549 | 443 | 15 | 15 | 21 |
| Fruit stores, vegetable markets..... | 15 | 7 | 487 | 395 | 40 | 812 | 659 | 26 | 13 | 12 |
| Candy, nut, confectionery stores..... | 10 | 8 | 702 | (D) | 30 | 803 | 710 | 25 | 18 | 9 |
| Bakery products stores..... | 37 | 23 | 905 | 767 | 167 | 3,317 | 2,914 | 95 | 69 | 37 |
| Bakeries, with baking on premises..... | (NA) | 22 | (NA) | (D) | (D) | (D) | (D) | (D) | (D) | (NA) |
| Bakeries, without baking on premises..... | (NA) | 1 | (NA) | (D) | (D) | (D) | (D) | (D) | (D) | (NA) |
| Delicatessen stores..... | 3 | 3 | 180 | 180 | 14 | 273 | 239 | 9 | 5 | 2 |
| Food stores, n.e.c..... | 24 | 8 | 787 | (D) | 48 | 926 | 854 | 22 | 16 | 18 |
| Eating, Drinking Places | | | | | | | | | | |
| Total..... | 301 | 231 | 10,068 | 9,162 | 1,931 | 38,536 | 34,747 | 1,186 | 894 | 299 |
| Eating places (except refreshment stands)..... | 169 | 123 | 6,309 | 5,695 | 1,225 | 25,674 | 23,206 | 801 | 605 | 188 |
| Restaurants, cafeterias..... | (NA) | 115 | (NA) | 5,415 | 1,217 | 24,473 | 22,069 | 769 | 581 | (NA) |
| Caterers..... | (NA) | 4 | (NA) | (D) | (D) | (D) | (D) | (D) | (D) | (NA) |
| In-plant food contractors..... | (NA) | 4 | (NA) | (D) | (D) | (D) | (D) | (D) | (D) | (NA) |
| Refreshment stands..... | 33 | 21 | 782 | 688 | 81 | 1,927 | 1,371 | 83 | 38 | 36 |
| Drinking places..... | 99 | 87 | 2,977 | 2,785 | 565 | 10,935 | 10,170 | 302 | 251 | 75 |
| General Merchandise Group | | | | | | | | | | |
| Total..... | 55 | 31 | 12,490 | 12,188 | 2,212 | 44,262 | 35,586 | 1,145 | 734 | 41 |
| Department stores..... | 5 | 5 | 8,747 | 8,747 | 1,685 | 33,292 | 26,964 | 735 | 496 | ... |
| Dry goods, general merchandise stores..... | 30 | 10 | 372 | (D) | (D) | (D) | (D) | (D) | (D) | (D) |
| General stores..... | 5 | 1 | 148 | (D) | (D) | (D) | (D) | (D) | (D) | (D) |
| Variety stores..... | 15 | 15 | 3,223 | 3,223 | 515 | 10,682 | 8,350 | 401 | 230 | 7 |
| Apparel, Accessories Stores | | | | | | | | | | |
| Total..... | 146 | 118 | (D) | 12,787 | 1,815 | 35,497 | 30,691 | 862 | 637 | 126 |
| Shoe stores..... | 36 | 26 | 2,617 | 2,371 | 320 | 5,868 | 5,046 | 125 | 83 | 25 |
| Men's shoe stores..... | (NA) | 3 | (NA) | (D) | (D) | (D) | (D) | (D) | (D) | (NA) |
| Women's shoe stores..... | (NA) | 8 | (NA) | (D) | (D) | (D) | (D) | (D) | (D) | (NA) |
| Children's, juveniles' shoe stores..... | ... | ... | ... | ... | ... | ... | ... | ... | ... | ... |
| Family shoe stores..... | (NA) | 15 | (NA) | 1,444 | 202 | 3,520 | 2,949 | 78 | 51 | (NA) |
| Men's, boys' clothing and furnishings stores..... | (NA) | 29 | (NA) | 2,809 | 322 | 5,946 | 5,303 | 128 | 95 | (NA) |
| Men's, boys' clothing stores..... | (NA) | 23 | (NA) | 2,394 | 294 | 5,366 | 4,770 | 113 | 85 | (NA) |
| Men's, boys' furnishings stores..... | (NA) | 6 | (NA) | 415 | 28 | 580 | 533 | 15 | 10 | (NA) |
| Family clothing stores..... | (NA) | 9 | (NA) | 717 | 78 | 1,315 | 1,164 | 38 | 29 | (NA) |
| Women's clothing, specialty stores..... | 55 | 45 | 6,525 | 6,409 | 1,038 | 21,261 | 18,326 | 536 | 409 | 49 |
| Ready-to-wear stores..... | (NA) | 31 | (NA) | 5,642 | 954 | 19,527 | 16,833 | 484 | 377 | (NA) |
| Millinery stores..... | (NA) | 6 | (NA) | 285 | 42 | 778 | 660 | 26 | 15 | (NA) |
| Clothing, specialty stores, n.e.c..... | (NA) | 8 | (NA) | 482 | 42 | 956 | 833 | 26 | 17 | (NA) |
| Children's, infants' wear stores..... | 5 | 5 | 277 | 277 | 24 | 517 | 339 | 22 | 11 | 5 |
| Apparel stores, n.e.c..... | 4 | 4 | 204 | 204 | 33 | 590 | 511 | 13 | 10 | 4 |
| Furniture, Home Furnishings, Appliance Dealers | | | | | | | | | | |
| Total..... | 91 | 61 | 7,673 | 7,291 | 1,184 | 22,898 | 22,142 | 380 | 347 | 80 |
| Furniture, home furnishings stores..... | 58 | 46 | 5,461 | 5,323 | 752 | 14,002 | 13,599 | 248 | 232 | 50 |
| Furniture stores..... | (NA) | 28 | (NA) | 4,408 | 634 | 11,500 | 11,269 | 201 | 193 | (NA) |
| Floor covering stores..... | (NA) | 4 | (NA) | 429 | 64 | 1,169 | 1,107 | 17 | 16 | (NA) |
| Home furnishings stores, n.e.c., antique stores..... | (NA) | 14 | (NA) | 466 | 64 | 1,333 | 1,223 | 30 | 23 | (NA) |
| Household appliance, radio, TV stores..... | 33 | 15 | 2,912 | 1,968 | 432 | 8,896 | 8,543 | 132 | 115 | 30 |
| Household appliance stores..... | (NA) | 10 | (NA) | 1,507 | 369 | 7,532 | 7,420 | 104 | 98 | (NA) |
| Appliance, radio, TV stores..... | (NA) | 3 | (NA) | (D) | (D) | (D) | (D) | (D) | (D) | (NA) |
| Radio, TV stores..... | (NA) | 2 | (NA) | (D) | (D) | (D) | (D) | (D) | (D) | (NA) |

Standard Notes: (D) Withheld to avoid disclosure. (NA) Not available. n.e.c. Not elsewhere classified. XXX Not applicable. (Z) Less than \$500. ... Represents zero.
¹Group totals may include data for establishments without payroll which could not be classified by detailed kind of business.

RETAIL TRADE—AREA STATISTICS

Table 103. RETAIL TRADE: 1954 — STANDARD METROPOLITAN AREAS — Continued

Establishments, Sales, Payroll, and Personnel, by Kind of Business

| Standard metropolitan area and kind of business | Establishments | | Sales | | Payroll, entire year (\$1,000) | Payroll, workweek ended nearest Nov. 15 | | Paid employees, workweek ended nearest Nov. 15 | | Proprietors (unincorporated businesses only) ¹ (Number) |
|--|-----------------------------|-----------------------|--|---------------------------------------|--------------------------------|---|-------------------------|--|------------------------|--|
| | Total ¹ (Number) | With payroll (Number) | Total, all establishments ¹ (\$1,000) | Establishments with payroll (\$1,000) | | Total (Dollars) | Full workweek (Dollars) | Total (Number) | Full workweek (Number) | |
| NEW BEDFORD STANDARD METROPOLITAN AREA--Con. | | | | | | | | | | |
| Automotive Group | | | | | | | | | | |
| Total | 79 | 59 | 20,046 | 19,228 | 2,068 | 38,442 | 38,169 | 592 | 581 | 69 |
| Passenger car dealers (franchised) | 27 | 23 | 15,306 | 14,958 | 1,654 | 31,408 | 31,216 | 457 | 450 | 16 |
| Passenger car dealers (nonfranchised) | 32 | 20 | 3,362 | 2,932 | 197 | 2,939 | 2,894 | 56 | 55 | 41 |
| Tire, battery, accessory dealers | 15 | 11 | 1,139 | 1,099 | 143 | 2,695 | 2,659 | 49 | 46 | 11 |
| Motorcycle, aircraft, boat dealers | 4 | 4 | (D) | (D) | (D) | (D) | (D) | (D) | (D) | (D) |
| Household trailer dealers | ... | ... | ... | ... | ... | ... | ... | ... | ... | ... |
| Automotive dealers, n.e.c. | 1 | 1 | (D) | (D) | (D) | (D) | (D) | (D) | (D) | (D) |
| Gasoline Service Stations | | | | | | | | | | |
| Total | 171 | 99 | 7,103 | 5,027 | 356 | 7,511 | 6,831 | 186 | 149 | 186 |
| Lumber, Bldg. Mats., Hardware, Farm Equipment Dealers | | | | | | | | | | |
| Total | 63 | 47 | 5,232 | 4,948 | 627 | 12,722 | 12,308 | 219 | 204 | 51 |
| Farm equipment dealers | 3 | 1 | 195 | (D) | (D) | (D) | (D) | (D) | (D) | (D) |
| Lumber, building materials dealers | 13 | 11 | 2,692 | (D) | 304 | 5,720 | 5,580 | 84 | 81 | 7 |
| Paint, glass, wallpaper stores | 16 | 14 | 921 | (D) | 153 | 3,190 | 3,152 | 60 | 56 | 13 |
| Plumbing, electrical supply stores | 6 | 6 | 359 | (D) | (D) | (D) | (D) | (D) | (D) | (D) |
| Hardware stores | 23 | 15 | 825 | 693 | 98 | 2,253 | 2,067 | 46 | 40 | 23 |
| Drug Stores, Proprietary Stores | | | | | | | | | | |
| Total | 74 | 68 | 5,112 | 4,926 | 587 | 11,757 | 9,859 | 324 | 213 | 69 |
| Drug stores | (NA) | 63 | (NA) | (D) | 566 | 11,275 | 9,533 | 308 | 205 | (NA) |
| Proprietary stores | (NA) | 5 | (NA) | (D) | 21 | 482 | 326 | 18 | 8 | (NA) |
| Other Retail Stores | | | | | | | | | | |
| Total | 269 | 143 | (D) | 14,433 | 1,403 | 27,178 | 25,731 | 522 | 469 | 242 |
| Liquor stores | 36 | 30 | 3,032 | 2,610 | 263 | 4,805 | 4,580 | 85 | 80 | 17 |
| Fuel, ice dealers | 77 | 35 | 6,210 | 5,548 | 512 | 10,206 | 9,857 | 158 | 146 | 72 |
| Fuel dealers (coal, wood) | (NA) | 8 | (NA) | (D) | (D) | (D) | (D) | (D) | (D) | (NA) |
| Liquefied petroleum gas dealers | (NA) | 3 | (NA) | (D) | (D) | (D) | (D) | (D) | (D) | (NA) |
| Fuel oil dealers | (NA) | 24 | (NA) | 4,095 | 399 | 8,175 | 7,866 | 124 | 113 | (NA) |
| Ice dealers | (NA) | ... | (NA) | ... | ... | ... | ... | ... | ... | (NA) |
| Hay, grain, feed stores | 9 | 9 | 2,061 | 2,061 | 91 | 1,644 | 1,572 | 30 | 28 | 5 |
| Farm, garden supply stores | 4 | ... | 78 | ... | ... | ... | ... | ... | ... | 6 |
| Jewelry stores | 33 | 17 | 1,642 | 1,344 | 164 | 3,285 | 3,079 | 70 | 60 | 32 |
| Book stores | 2 | 2 | (D) | (D) | (D) | (D) | (D) | (D) | (D) | (D) |
| Stationery stores | 4 | 4 | (D) | (D) | (D) | (D) | (D) | (D) | (D) | (D) |
| Sporting goods stores | 11 | 7 | 924 | 882 | 72 | 1,145 | 1,115 | 22 | 19 | 6 |
| Bicycle stores | 2 | 2 | (D) | (D) | (D) | (D) | (D) | (D) | (D) | (D) |
| Florists | 16 | 10 | 437 | 391 | 62 | 1,343 | 1,232 | 29 | 25 | 22 |
| Cigar stores, stands | 3 | 1 | 32 | (D) | (D) | (D) | (D) | (D) | (D) | (D) |
| News dealers, newsstands | 3 | 1 | 27 | (D) | (D) | (D) | (D) | (D) | (D) | (D) |
| Gift, novelty, souvenir stores | 10 | 2 | 235 | (D) | (D) | (D) | (D) | (D) | (D) | (D) |
| Music stores | 7 | 1 | 121 | (D) | (D) | (D) | (D) | (D) | (D) | (D) |
| Camera, photographic supply stores | 1 | 1 | (D) | (D) | (D) | (D) | (D) | (D) | (D) | (D) |
| Luggage, leather goods stores | 3 | 1 | 129 | (D) | (D) | (D) | (D) | (D) | (D) | (D) |
| Optical goods stores | 3 | 1 | (D) | (D) | (D) | (D) | (D) | (D) | (D) | (D) |
| Office, store machine and equipment dealers | 3 | 1 | 106 | (D) | (D) | (D) | (D) | (D) | (D) | (D) |
| Retail stores (except second-hand) n.e.c. | 14 | 14 | 520 | 520 | 61 | 1,028 | 937 | 26 | 20 | 15 |
| Second-hand stores | 12 | 4 | 121 | (D) | (D) | (D) | (D) | (D) | (D) | 10 |
| Nonstore Retailers | | | | | | | | | | |
| Total | 88 | 14 | 4,106 | 3,292 | 653 | 12,172 | 12,135 | 165 | 162 | 87 |
| Mail order houses | ... | ... | (D) | ... | ... | ... | ... | ... | ... | 2 |
| Direct selling (house-to-house) organizations | 84 | 10 | (D) | 2,937 | 636 | 11,440 | 11,425 | 151 | 150 | 81 |
| Merchandise vending machine operators | 4 | 4 | 55 | 355 | 17 | 732 | 710 | 14 | 12 | 4 |

PITTSFIELD STANDARD METROPOLITAN AREA--Consists of Pittsfield City; and Dalton, Lenox, and Lee towns in Berkshire County, Mass.

| | | | | | | | | | | |
|---|------|-----|--------|--------|--------|---------|---------|-------|-------|------|
| Retail trade, total | 754 | 532 | 85,112 | 81,152 | 10,345 | 193,757 | 176,188 | 3,901 | 3,097 | 580 |
| Food Stores | | | | | | | | | | |
| Total | 134 | 84 | 21,004 | 19,738 | 1,418 | 27,866 | 24,300 | 584 | 413 | 125 |
| Grocery stores | 88 | 66 | 19,063 | 18,339 | 1,197 | 23,495 | 20,264 | 484 | 327 | 81 |
| Meat markets | 8 | 4 | 563 | 289 | 16 | 372 | 308 | 7 | 4 | 9 |
| Fish (seafood) markets | 2 | 2 | (D) | (D) | (D) | (D) | (D) | (D) | (D) | (D) |
| Fruit stores, vegetable markets | 12 | 2 | (D) | (D) | (D) | (D) | (D) | (D) | (D) | (D) |
| Candy, nut, confectionery stores | 5 | 3 | (D) | (D) | (D) | (D) | (D) | (D) | (D) | (D) |
| Bakery products stores | 4 | 4 | 486 | 486 | 166 | 3,220 | 3,031 | 73 | 67 | 2 |
| Bakeries, with baking on premises | 4 | 4 | 486 | 486 | 166 | 3,220 | 3,031 | 73 | 67 | 2 |
| Bakeries, without baking on premises | ... | ... | ... | ... | ... | ... | ... | ... | ... | ... |
| Delicatessen stores | ... | ... | ... | ... | ... | ... | ... | ... | ... | ... |
| Food stores, n.e.c. | 3 | 3 | (D) | (D) | (D) | (D) | (D) | (D) | (D) | (D) |
| Eating, Drinking Places | | | | | | | | | | |
| Total | 105 | 95 | 5,056 | 4,872 | 1,119 | 22,026 | 20,804 | 537 | 461 | 61 |
| Eating places (except refreshment stands) | 55 | 49 | 3,567 | 3,247 | 773 | 15,543 | 14,900 | 394 | 348 | 44 |
| Restaurants, cafeterias | (NA) | 48 | (NA) | (D) | (D) | (D) | (D) | (D) | (D) | (NA) |
| Caterers | (NA) | ... | (NA) | ... | ... | ... | ... | ... | ... | (NA) |
| In-plant food contractors | (NA) | 1 | (NA) | (D) | (D) | (D) | (D) | (D) | (D) | (NA) |
| Refreshment stands | 12 | 8 | 376 | 312 | 46 | 1,051 | 725 | 33 | 17 | 10 |
| Drinking places | 38 | 38 | 1,313 | 1,313 | 300 | 5,432 | 5,179 | 110 | 96 | 7 |
| General Merchandise Group | | | | | | | | | | |
| Total | 31 | 25 | 9,199 | 9,081 | 1,640 | 28,552 | 24,321 | 814 | 555 | 23 |
| Department stores | 3 | 3 | (D) | (D) | (D) | (D) | (D) | (D) | (D) | (D) |
| Dry goods, general merchandise stores | 10 | 4 | 238 | 120 | 15 | 343 | 307 | 9 | 7 | 9 |
| General stores | 3 | 3 | (D) | (D) | (D) | (D) | (D) | (D) | (D) | (D) |
| Variety stores | 15 | 15 | 3,337 | 3,337 | 517 | 9,926 | 8,221 | 332 | 206 | 10 |

Standard Notes: (D) Withheld to avoid disclosure. (NA) Not available. n.e.c. Not elsewhere classified. XXX Not applicable. (Z) Less than \$500. ... Represents zero.
¹ Group totals may include data for establishments without payroll which could not be classified by detailed kind of business.

Table 103. RETAIL TRADE: 1954 — STANDARD METROPOLITAN AREAS — Continued

Establishments, Sales, Payroll, and Personnel, by Kind of Business

| Standard metropolitan area and kind of business | Establishments | | Sales | | Payroll, entire year (\$1,000) | Payroll, workweek ended nearest Nov. 15 | | Paid employees, workweek ended nearest Nov. 15 | | Proprietors (unincorporated businesses only) ¹ (Number) |
|---|-----------------------------|-----------------------|--|---------------------------------------|--------------------------------|---|-------------------------|--|------------------------|--|
| | Total ¹ (Number) | With payroll (Number) | Total, all establishments ¹ (\$1,000) | Establishments with payroll (\$1,000) | | Total (Dollars) | Full workweek (Dollars) | Total (Number) | Full workweek (Number) | |
| PITTSFIELD STANDARD METROPOLITAN AREA--Con. | | | | | | | | | | |
| Apparel, Accessories Stores | | | | | | | | | | |
| Total | 81 | 65 | 6,966 | 6,724 | 1,059 | 21,572 | 17,317 | 424 | 334 | 48 |
| Shoe stores | 19 | 15 | 1,350 | 1,320 | 167 | 3,251 | 3,086 | 68 | 53 | 8 |
| Men's shoe stores | (NA) | 3 | (NA) | 161 | 15 | 264 | 264 | 4 | 4 | (NA) |
| Women's shoe stores | (NA) | 2 | (NA) | (D) | (D) | (D) | (D) | (D) | (D) | (NA) |
| Children's, juveniles' shoe stores | (NA) | 2 | (NA) | (D) | (D) | (D) | (D) | (D) | (D) | (NA) |
| Family shoe stores | (NA) | 8 | (NA) | 879 | 114 | 2,341 | 2,241 | 50 | 39 | (NA) |
| Men's, boys' clothing and furnishings stores | (NA) | 13 | (NA) | 1,995 | 354 | 5,188 | 4,842 | 99 | 73 | (NA) |
| Men's, boys' clothing stores | (NA) | 12 | (NA) | (D) | (D) | (D) | (D) | (D) | (D) | (NA) |
| Men's, boys' furnishings stores | (NA) | 1 | (NA) | (D) | (D) | (D) | (D) | (D) | (D) | (NA) |
| Family clothing stores | (NA) | 6 | (NA) | 405 | 47 | 1,012 | 1,008 | 26 | 26 | (NA) |
| Women's clothing, specialty stores | (NA) | 26 | 2,567 | (D) | 400 | 10,269 | 6,760 | 194 | 157 | 18 |
| Ready-to-wear stores | (NA) | 5 | (NA) | 1,835 | 243 | 4,527 | 4,080 | 117 | 86 | (NA) |
| Millinery stores | (NA) | 4 | (NA) | (D) | (D) | (D) | (D) | (D) | (D) | (NA) |
| Clothing, specialty stores, n.e.c. | (NA) | 4 | (NA) | (D) | (D) | (D) | (D) | (D) | (D) | (NA) |
| Children's, infants' wear stores | (NA) | 2 | (NA) | (D) | (D) | (D) | (D) | (D) | (D) | (D) |
| Apparel stores, n.e.c. | (NA) | 7 | (NA) | (D) | (D) | (D) | (D) | (D) | (D) | (D) |
| Furniture, Home Furnishings, Appliance Dealers | | | | | | | | | | |
| Total | 51 | 33 | 4,165 | 3,927 | 708 | 13,314 | 13,000 | 212 | 194 | 37 |
| Furniture, home furnishings stores | 27 | 17 | 2,206 | 2,114 | 384 | 7,490 | 7,361 | 115 | 108 | 17 |
| Furniture stores | (NA) | 9 | (NA) | 1,517 | 252 | 4,553 | 4,473 | 74 | 68 | (NA) |
| Floor covering stores | (NA) | 6 | (NA) | (D) | (D) | (D) | (D) | (D) | (D) | (NA) |
| Home furnishings stores, n.e.c., antique stores | (NA) | 2 | (NA) | (D) | (D) | (D) | (D) | (D) | (D) | (NA) |
| Household appliance, radio, TV stores | 24 | 16 | 1,959 | 1,813 | 324 | 5,824 | 5,647 | 97 | 86 | 20 |
| Household appliance stores | (NA) | 7 | (NA) | 889 | 166 | 2,635 | 2,525 | 46 | 43 | (NA) |
| Appliance, radio, TV stores | (NA) | 5 | (NA) | 711 | 141 | 2,802 | 2,746 | 41 | 37 | (NA) |
| Radio, TV stores | (NA) | 4 | (NA) | 213 | 17 | 387 | 374 | 7 | 6 | (NA) |
| Automotive Group | | | | | | | | | | |
| Total | 41 | 29 | 15,524 | 15,356 | 1,782 | 30,676 | 30,269 | 425 | 407 | 27 |
| Passenger car dealers (franchised) | 19 | 17 | 14,006 | (D) | 1,638 | 28,112 | 27,839 | 382 | 370 | 4 |
| Passenger car dealers (nonfranchised) | 10 | 6 | 449 | 357 | 20 | 409 | 409 | 8 | 8 | 11 |
| Tire, battery, accessory dealers | 7 | 5 | (D) | (D) | (D) | (D) | (D) | (D) | (D) | (D) |
| Motorcycle, aircraft, boat dealers | 4 | ... | 50 | ... | ... | ... | ... | ... | ... | 6 |
| Household trailer dealers | 1 | 1 | (D) | (D) | (D) | (D) | (D) | (D) | (D) | (D) |
| Automotive dealers, n.e.c. | ... | ... | ... | ... | ... | ... | ... | ... | ... | ... |
| Gasoline Service Stations | | | | | | | | | | |
| Total | 72 | 54 | 4,244 | 3,902 | 364 | 7,956 | 6,950 | 164 | 117 | 76 |
| Lumber, Bldg. Mats., Hardware, Farm Equipment Dealers | | | | | | | | | | |
| Total | 32 | 24 | 4,517 | 4,367 | 637 | 11,477 | 11,405 | 175 | 168 | 22 |
| Farm equipment dealers | 2 | 2 | (D) | (D) | (D) | (D) | (D) | (D) | (D) | (D) |
| Lumber, building materials dealers | 10 | 6 | 1,300 | 1,276 | 216 | 3,940 | 3,912 | 59 | 55 | 6 |
| Paint, glass, wallpaper stores | 4 | 4 | 183 | 183 | 74 | 797 | 788 | 13 | 12 | 2 |
| Plumbing, electrical supply stores | 3 | 3 | (D) | (D) | (D) | (D) | (D) | (D) | (D) | (D) |
| Hardware stores | 13 | 9 | 1,715 | 1,589 | 253 | 4,447 | 4,447 | 71 | 71 | 9 |
| Drug Stores, Proprietary Stores | | | | | | | | | | |
| Total | 20 | 20 | 2,404 | 2,404 | 351 | 6,395 | 5,001 | 172 | 100 | 9 |
| Drug stores | 18 | 18 | (D) | (D) | (D) | (D) | (D) | (D) | (D) | (D) |
| Proprietary stores | 2 | 2 | (D) | (D) | (D) | (D) | (D) | (D) | (D) | (D) |
| Other Retail Stores | | | | | | | | | | |
| Total | 132 | 86 | 9,703 | 8,979 | 914 | 17,069 | 16,003 | 299 | 256 | 105 |
| Liquor stores | 26 | 20 | 2,097 | 1,937 | 212 | 4,029 | 3,514 | 60 | 43 | 13 |
| Fuel, ice dealers | 23 | 19 | 3,166 | 3,052 | 262 | 4,535 | 4,410 | 73 | 68 | 24 |
| Fuel dealers (coal, wood) | (NA) | 7 | (NA) | 1,147 | 96 | 1,596 | 1,550 | 30 | 27 | (NA) |
| Liquefied petroleum gas dealers | (NA) | ... | (NA) | ... | ... | ... | ... | ... | ... | (NA) |
| Fuel oil dealers | (NA) | 12 | (NA) | 1,905 | 166 | 2,939 | 2,860 | 43 | 41 | (NA) |
| Ice dealers | (NA) | ... | (NA) | ... | ... | ... | ... | ... | ... | (NA) |
| Hay, grain, feed stores | 3 | 3 | 1,116 | 1,116 | 49 | 907 | 907 | 14 | 14 | 1 |
| Farm, garden supply stores | 2 | 2 | (D) | (D) | (D) | (D) | (D) | (D) | (D) | (D) |
| Jewelry stores | 15 | 9 | 709 | 627 | 115 | 2,176 | 2,161 | 38 | 37 | 12 |
| Book stores | 4 | 4 | 109 | 109 | 16 | 299 | 211 | 12 | 5 | 1 |
| Stationery stores | 2 | 2 | (D) | (D) | (D) | (D) | (D) | (D) | (D) | (D) |
| Sporting goods stores | 12 | 4 | 371 | 235 | 20 | 503 | 404 | 9 | 7 | 11 |
| Bicycle stores | ... | ... | ... | ... | ... | ... | ... | ... | ... | ... |
| Florists | 2 | 2 | (D) | (D) | (D) | (D) | (D) | (D) | (D) | (D) |
| Cigar stores, stands | 3 | 1 | 132 | (D) | (D) | (D) | (D) | (D) | (D) | (D) |
| News dealers, newsstands | 5 | 5 | (D) | (D) | (D) | (D) | (D) | (D) | (D) | (D) |
| Gift, novelty, souvenir stores | 5 | 3 | 123 | (D) | 7 | 125 | 45 | 5 | 1 | 5 |
| Music stores | 4 | 2 | (D) | (D) | (D) | (D) | (D) | (D) | (D) | (D) |
| Camera, photographic supply stores | 6 | 2 | 249 | (D) | (D) | (D) | (D) | (D) | (D) | (D) |
| Luggage, leather goods stores | 3 | 1 | (D) | (D) | (D) | (D) | (D) | (D) | (D) | (D) |
| Optical goods stores | 1 | 1 | (D) | (D) | (D) | (D) | (D) | (D) | (D) | (D) |
| Office, store machine and equipment dealers | 1 | 1 | (D) | (D) | (D) | (D) | (D) | (D) | (D) | (D) |
| Retail stores (except second-hand) n.e.c. | 3 | 3 | (D) | (D) | (D) | (D) | (D) | (D) | (D) | (D) |
| Second-hand stores | 2 | 2 | 140 | (D) | (D) | (D) | (D) | (D) | (D) | (D) |
| Nonstore Retailers | | | | | | | | | | |
| Total | 55 | 17 | 2,330 | 1,802 | 353 | 6,852 | 6,810 | 95 | 92 | 47 |
| Mail order houses | 3 | 1 | (D) | (D) | (D) | (D) | (D) | (D) | (D) | (D) |
| Direct selling (house-to-house) organizations | 47 | 11 | 1,667 | 1,145 | 301 | 5,730 | 5,696 | 76 | 74 | 43 |
| Merchandise vending machine operators | 5 | 5 | (D) | (D) | (D) | (D) | (D) | (D) | (D) | 1 |

PROVIDENCE STANDARD METROPOLITAN AREA—Consists of Central Falls, Cranston, Pawtucket, Providence, and Woonsocket Cities; Cumberland, East Providence, Johnston, Lincoln, North Providence, North Smithfield, and Smithfield towns in Providence County; North Kingstown town in Washington County; Warwick City, East Greenwich, and West Warwick towns in Kent County; and all of Bristol County, R. I. Also Attleboro City; North Attleboro, and Seekonk towns in Bristol County; Bellingham, Franklin, Plainville, and Wrentham towns in Norfolk County; and Blackstone and Millville towns in Worcester County, Mass.

| | | | | | | | | | | |
|---------------------|-------|-------|---------|---------|--------|-----------|-----------|--------|--------|-------|
| Retail trade, total | 9,528 | 5,398 | 795,162 | 721,774 | 86,883 | 1,701,292 | 1,566,164 | 35,500 | 27,704 | 9,406 |
| Food Stores | | | | | | | | | | |
| Total | 2,270 | 944 | 188,702 | 161,016 | 12,380 | 237,557 | 208,889 | 5,104 | 3,655 | 2,506 |
| Grocery stores | 1,316 | 664 | 155,137 | 138,699 | 9,822 | 186,468 | 163,981 | 3,905 | 2,756 | 1,272 |

Standard Notes: (D) Withheld to avoid disclosure. (NA) Not available. n.e.c. Not elsewhere classified. XXX Not applicable. (Z) Less than \$500. ... Represents zero.
¹ Group totals may include data for establishments without payroll which could not be classified by detailed kind of business.

RETAIL TRADE — AREA STATISTICS

Table 103. RETAIL TRADE: 1954 — STANDARD METROPOLITAN AREAS — Continued
Establishments, Sales, Payroll, and Personnel, by Kind of Business

| Standard metropolitan area and kind of business | Establishments | | Sales | | Payroll, entire year (\$1,000) | Payroll, workweek ended nearest Nov. 15 | | Paid employees, workweek ended nearest Nov. 15 | | Proprietors (un- incorporated businesses only) ¹ (Number) |
|--|--|-----------------------------|---|--|---|--|-------------------------------|--|------------------------------|--|
| | Total ¹ (Number) | With payroll (Number) | Total, all establish- ments ¹ (\$1,000) | Establish- ments with payroll (\$1,000) | | Total (Dollars) | Full workweek (Dollars) | Total (Number) | Full workweek (Number) | |
| | PROVIDENCE STANDARD METROPOLITAN AREA—Con. | | | | | | | | | |
| Food Stores—Con. | | | | | | | | | | |
| Meat markets..... | 36 | 54 | (D) | 7,085 | 560 | 10,684 | 8,973 | 236 | 153 | (D) |
| Fish (seafood) markets..... | 46 | 6 | 835 | 325 | 25 | 524 | 485 | 13 | 9 | 4.7 |
| Fruit stores, vegetable markets..... | 94 | 18 | (D) | (D) | (D) | (D) | (D) | (D) | (D) | (D) |
| Candy, nut, confectionery stores..... | 46 | 28 | (D) | 1,006 | 123 | 2,494 | 2,222 | 79 | 58 | (D) |
| Bakery products stores..... | 222 | 110 | 6,215 | 4,709 | 1,066 | 21,780 | 19,727 | 555 | 425 | 245 |
| Bakeries, with baking on premises..... | (NA) | 102 | (NA) | 4,459 | 1,026 | 20,806 | 18,965 | 508 | 406 | (NA) |
| Bakeries, without baking on premises..... | (NA) | 8 | (NA) | 250 | 40 | 974 | 762 | 27 | 19 | (NA) |
| Delicatessen stores..... | 37 | 27 | 3,794 | 3,528 | 280 | 4,925 | 4,374 | 118 | 88 | 34 |
| Food stores, n.e.c..... | 111 | 37 | 5,335 | (D) | (D) | (D) | (D) | (D) | (D) | (D) |
| Eating, Drinking Places | | | | | | | | | | |
| Total..... | 1,715 | 1,271 | 61,403 | 55,617 | 11,718 | 245,651 | 223,457 | 6,833 | 5,302 | 1,801 |
| Eating places (except refreshment stands) | 892 | 632 | 40,259 | 37,111 | 8,698 | 185,324 | 170,156 | 9,065 | 4,047 | 403 |
| Restaurants, cafeterias..... | (NA) | 597 | (NA) | 35,055 | 8,112 | 173,200 | 159,033 | 4,736 | 3,808 | (NA) |
| Caterers..... | (NA) | 19 | (NA) | (D) | (D) | (D) | (D) | (D) | (D) | (NA) |
| In-plant food contractors..... | (NA) | 16 | (NA) | (D) | (D) | (D) | (D) | (D) | (D) | (NA) |
| Refreshment stands..... | 133 | 97 | 3,185 | 2,673 | 408 | 5,729 | 4,648 | 237 | 132 | 136 |
| Drinking places..... | 686 | 552 | 17,913 | 15,833 | 2,612 | 54,598 | 48,653 | 1,501 | 1,123 | 718 |
| General Merchandise Group | | | | | | | | | | |
| Total..... | 319 | 169 | 73,766 | 71,446 | 13,573 | 287,087 | 254,098 | 6,541 | 4,596 | 610 |
| Department stores..... | 10 | 10 | 49,766 | 49,766 | 10,153 | 217,289 | 197,952 | 4,227 | 3,275 | ... |
| Dry goods, general merchandise stores..... | 198 | 68 | 6,390 | 5,226 | 703 | 13,587 | 12,263 | 330 | 243 | 190 |
| General stores..... | 16 | 10 | (D) | 708 | 45 | 1,015 | 640 | 32 | 17 | (D) |
| Variety stores..... | 93 | 81 | (D) | 15,746 | 2,672 | 55,196 | 43,243 | 1,952 | 1,061 | (D) |
| Apparel, Accessories Stores | | | | | | | | | | |
| Total..... | 691 | 511 | 66,529 | 63,849 | 9,616 | 186,031 | 171,081 | 4,007 | 2,959 | 499 |
| Shoe stores..... | 156 | 116 | 11,798 | 11,030 | 1,480 | 28,015 | 25,909 | 530 | 345 | 96 |
| Men's shoe stores..... | (NA) | 17 | (NA) | 1,214 | 141 | 2,767 | 2,585 | 49 | 36 | (NA) |
| Women's shoe stores..... | (NA) | 27 | (NA) | 4,454 | 631 | 12,057 | 11,236 | 202 | 153 | (NA) |
| Children's, juveniles' shoe stores..... | (NA) | 5 | (NA) | 235 | 18 | 345 | 282 | 4 | 5 | (NA) |
| Family shoe stores..... | (NA) | 67 | (NA) | 5,097 | 690 | 12,846 | 11,804 | 271 | 191 | (NA) |
| Men's, boys' clothing and furnishings stores..... | (NA) | 98 | (NA) | 12,894 | 1,801 | 35,061 | 32,994 | 613 | 472 | (NA) |
| Men's, boys' clothing stores..... | (NA) | 55 | (NA) | 8,959 | 1,279 | 25,974 | 24,398 | 432 | 331 | (NA) |
| Men's, boys' furnishings stores..... | (NA) | 43 | (NA) | 3,935 | 522 | 9,087 | 8,596 | 181 | 142 | (NA) |
| Family clothing stores..... | (NA) | 41 | (NA) | 5,655 | 742 | 13,368 | 11,879 | 298 | 214 | (NA) |
| Women's clothing, specialty stores..... | 237 | 193 | 30,530 | 30,036 | 4,966 | 96,635 | 88,670 | 2,283 | 1,688 | 174 |
| Ready-to-wear stores..... | (NA) | 131 | (NA) | 27,600 | 4,629 | 88,973 | 81,799 | 2,108 | 1,553 | (NA) |
| Millinery stores..... | (NA) | 31 | (NA) | (D) | (D) | (D) | (D) | (D) | (D) | (NA) |
| Clothing, specialty stores, n.e.c..... | (NA) | 31 | (NA) | (D) | (D) | (D) | (D) | (D) | (D) | (NA) |
| Children's, infants' wear stores..... | 45 | 27 | 2,650 | 2,336 | 238 | 4,721 | 4,015 | 151 | 94 | 46 |
| Apparel stores, n.e.c..... | 54 | 36 | 2,034 | 1,926 | 389 | 8,231 | 7,614 | 132 | 106 | 41 |
| Furniture, Home Furnishings, Appliance Dealers | | | | | | | | | | |
| Total..... | 507 | 323 | 33,853 | 31,331 | 4,937 | 91,788 | 89,201 | 1,545 | 1,386 | 436 |
| Furniture, home furnishings stores..... | 331 | 213 | 24,123 | 22,415 | 3,612 | 69,775 | 68,001 | 1,113 | 1,024 | 291 |
| Furniture stores..... | (NA) | 137 | (NA) | 17,214 | 2,614 | 49,974 | 48,774 | 804 | 741 | (NA) |
| Floor covering stores..... | (NA) | 27 | (NA) | (D) | (D) | (D) | (D) | (D) | (D) | (NA) |
| Home furnishings stores, n.e.c., antique stores..... | (NA) | 49 | (NA) | (D) | (D) | (D) | (D) | (D) | (D) | (NA) |
| Household appliance, radio, TV stores..... | 166 | 110 | 9,586 | 8,916 | 1,325 | 22,013 | 21,200 | 432 | 362 | 135 |
| Household appliance stores..... | (NA) | 46 | (NA) | 4,066 | 723 | 10,590 | 10,051 | 234 | 177 | (NA) |
| Appliance, radio, TV stores..... | (NA) | 40 | (NA) | (D) | (D) | (D) | (D) | (D) | (D) | (NA) |
| Radio, TV stores..... | (NA) | 24 | (NA) | (D) | (D) | (D) | (D) | (D) | (D) | (NA) |
| Automotive Group | | | | | | | | | | |
| Total..... | 368 | 296 | 135,636 | 132,784 | 11,647 | 218,466 | 215,404 | 3,144 | 3,006 | 247 |
| Passenger car dealers (franchised)..... | 162 | 158 | 111,475 | 111,185 | 9,841 | 183,962 | 182,541 | 2,577 | 2,521 | 79 |
| Passenger car dealers (nonfranchised)..... | 106 | 70 | 12,689 | 12,614 | (D) | (D) | (D) | (D) | (D) | (D) |
| Tire, battery, accessory dealers..... | 71 | 55 | 9,471 | 9,051 | 1,170 | 23,331 | 21,947 | 369 | 318 | 48 |
| Motorcycle, aircraft, boat dealers..... | 6 | 7 | 733 | (D) | (D) | (D) | (D) | (D) | (D) | (D) |
| Household trailer dealers..... | 21 | 4 | (D) | (D) | (D) | (D) | (D) | (D) | (D) | (D) |
| Automotive dealers, n.e.c..... | 2 | 2 | (D) | (D) | (D) | (D) | (D) | (D) | (D) | (D) |
| Gasoline Service Stations | | | | | | | | | | |
| Total..... | 849 | 521 | 42,351 | 33,399 | 2,468 | 48,807 | 43,393 | 1,101 | 823 | 943 |
| Lumber, Bldg. Mtls., Hardware, Farm Equipment Dealers | | | | | | | | | | |
| Total..... | 369 | 223 | 45,572 | 43,078 | 5,814 | 105,602 | 101,398 | 1,760 | 1,555 | 315 |
| Farm equipment dealers..... | 12 | 6 | (D) | 838 | 58 | 1,154 | 1,119 | 19 | 17 | (D) |
| Lumber, building materials dealers..... | 103 | 73 | 23,749 | 23,097 | 2,738 | 50,459 | 49,277 | 746 | 709 | 64 |
| Paint, glass, wallpaper stores..... | 50 | 28 | (D) | 2,475 | 358 | 6,282 | 6,221 | 106 | 102 | (D) |
| Plumbing, electrical supply stores..... | 43 | 19 | 11,549 | 11,231 | 245 | 4,713 | 4,502 | 76 | 66 | 33 |
| Hardware stores..... | 157 | 97 | 16,421 | 15,437 | 2,415 | 42,994 | 40,279 | 813 | 661 | 156 |
| Drug Stores, Proprietary Stores | | | | | | | | | | |
| Total..... | 332 | 302 | 29,363 | 28,633 | 3,327 | 65,286 | 54,193 | 1,721 | 1,676 | 317 |
| Drug stores..... | (NA) | 266 | (NA) | (D) | (D) | (D) | (D) | (D) | (D) | (NA) |
| Proprietary stores..... | (NA) | 36 | (NA) | (D) | (D) | (D) | (D) | (D) | (D) | (NA) |
| Other Retail Stores | | | | | | | | | | |
| Total..... | 1,495 | 735 | 93,222 | 80,884 | 8,453 | 159,841 | 152,161 | 2,876 | 2,492 | 1,408 |
| Liquor stores..... | 254 | 146 | 16,565 | 13,971 | 807 | 15,551 | 13,868 | 322 | 256 | 231 |
| Fuel, ice dealers..... | 383 | 163 | 38,055 | 34,199 | 3,419 | 64,361 | 63,076 | 955 | 504 | 370 |
| Fuel dealers (coal, wood) | (NA) | 22 | (NA) | 9,786 | 720 | 12,212 | 12,105 | 183 | 177 | (NA) |
| Liquefied petroleum gas dealers..... | (NA) | 7 | (NA) | (D) | (D) | (D) | (D) | (D) | (D) | (NA) |
| Fuel oil dealers..... | (NA) | 133 | (NA) | 23,387 | 2,504 | 48,824 | 47,697 | 726 | 653 | (NA) |
| Ice dealers..... | (NA) | 1 | (NA) | (D) | (D) | (D) | (D) | (D) | (D) | (NA) |
| Hay, grain, feed stores..... | 26 | 24 | 7,616 | (D) | 404 | 7,689 | 7,570 | 128 | 122 | 15 |
| Farm, garden supply stores..... | 12 | 6 | 345 | 315 | 98 | 1,603 | 1,603 | 26 | 26 | 11 |
| Jewelry stores..... | 95 | 61 | 7,481 | 6,881 | 1,206 | 22,408 | 21,778 | 393 | 357 | 81 |
| Book stores..... | 9 | 5 | 177 | (D) | (D) | (D) | (D) | (D) | (D) | (D) |
| Stationery stores..... | 40 | 34 | (D) | 2,360 | 414 | 7,374 | 6,776 | 170 | 144 | (D) |
| Sporting goods stores..... | 40 | 18 | 1,595 | (D) | (D) | (D) | (D) | (D) | (D) | (D) |
| Bicycle stores..... | 13 | 3 | 242 | (D) | (D) | (D) | (D) | (D) | (D) | (D) |
| Florists..... | 117 | 35 | 2,602 | (D) | (D) | (D) | (D) | (D) | (D) | (D) |

Standard Notes: (D) Withheld to avoid disclosure. (NA) Not available. n.e.c. Not elsewhere classified. XXX Not applicable. (Z) Less than \$500. ... Represents zero.
¹ Group totals may include data for establishments without payroll which could not be classified by detailed kind of business.

Table 103. RETAIL TRADE: 1954 — STANDARD METROPOLITAN AREAS — Continued

Establishments, Sales, Payroll, and Personnel, by Kind of Business

| Standard metropolitan area and kind of business | Establishments | | Sales | | Payroll, entire year (\$1,000) | Payroll, workweek ended nearest Nov. 15 | | Paid employees, workweek ended nearest Nov. 15 | | Proprietors (unincorporated businesses only) (Number) |
|---|-----------------------------|-----------------------|--|---------------------------------------|--------------------------------|---|-------------------------|--|------------------------|---|
| | Total ¹ (Number) | With payroll (Number) | Total, all establishments ² (\$1,000) | Establishments with payroll (\$1,000) | | Total (Dollars) | Full workweek (Dollars) | Total (Number) | Full workweek (Number) | |
| PROVIDENCE STANDARD METROPOLITAN AREA—Con. | | | | | | | | | | |
| Other Retail Stores—Con. | | | | | | | | | | |
| Cigar stores, stands..... | 18 | 12 | 764 | (D) | (D) | (D) | (D) | (D) | (D) | (D) |
| News dealers, newsstands..... | 57 | 39 | 2,733 | 2,297 | 154 | 2,731 | 2,324 | 97 | 58 | 56 |
| Gift, novelty, souvenir stores..... | 69 | 35 | 1,646 | 1,224 | 187 | 3,153 | 2,629 | 92 | 60 | 74 |
| Music stores..... | 24 | 16 | (D) | (D) | (D) | (D) | (D) | (D) | (D) | (D) |
| Camera, photographic supply stores..... | 15 | 9 | 1,647 | (D) | (D) | (D) | (D) | (D) | (D) | (D) |
| Luggage, leather goods stores..... | 7 | 7 | 355 | 355 | 58 | 1,020 | 1,020 | 19 | 19 | *** |
| Optical goods stores..... | 31 | 11 | 495 | 347 | 77 | 1,350 | 1,290 | 18 | 17 | 31 |
| Office, store machine and equipment dealers..... | 14 | 5 | (D) | (D) | (D) | (D) | (D) | (D) | (D) | (D) |
| Retail stores (except second-hand) n.e.c..... | 57 | 57 | (D) | (D) | (D) | (D) | (D) | (D) | (D) | (D) |
| Second-hand stores..... | 84 | 26 | 1,600 | 1,108 | 152 | 3,182 | 3,055 | 67 | 62 | 93 |
| Nonstore Retailers | | | | | | | | | | |
| Total..... | 613 | 103 | 25,465 | 19,737 | 2,950 | 55,176 | 54,789 | 888 | 854 | 616 |
| Mail order houses..... | 9 | 7 | (D) | (D) | (D) | (D) | (D) | (D) | (D) | (D) |
| Direct selling (house-to-house) organizations..... | 571 | 81 | 17,072 | 11,828 | 2,305 | 42,647 | 42,282 | 632 | 601 | 579 |
| Merchandise vending machine operators..... | 33 | 15 | (D) | (D) | (D) | (D) | (D) | (D) | (D) | (D) |
| SPRINGFIELD-HOLYOKE STANDARD METROPOLITAN AREA—Consists of Chicopee, Holyoke, Springfield, and Westfield, Cities; Agawam, East Longmeadow, Longmeadow, Ludlow, West Springfield, and Wilbraham towns in Hampden County; Northampton City; Easthampton, and South Hadley towns in Hampshire County, Mass.; Enfield town in Hartford County Conn. | | | | | | | | | | |
| Retail trade, total..... | 4,639 | 3,153 | 519,790 | 489,562 | 61,807 | 1,193,126 | 1,081,804 | 25,105 | 19,182 | 3,830 |
| Food Stores | | | | | | | | | | |
| Total..... | 1,000 | 552 | 118,123 | 106,553 | 7,771 | 150,842 | 127,043 | 3,400 | 2,225 | 1,004 |
| Grocery stores..... | 601 | 373 | 101,699 | 94,653 | 6,335 | 122,731 | 102,995 | 2,690 | 1,744 | 591 |
| Meat markets..... | 27 | 11 | 3,160 | 2,530 | 241 | 5,235 | 4,712 | 99 | 74 | 26 |
| Fish (seafood) markets..... | 20 | 10 | 1,035 | 923 | 107 | 1,584 | 1,284 | 68 | 45 | 18 |
| Fruit stores, vegetable markets..... | 57 | 17 | 1,947 | 1,411 | 89 | 1,187 | 819 | 38 | 16 | 60 |
| Candy, nut, confectionery stores..... | 77 | 31 | 2,630 | 1,400 | 137 | 2,612 | 2,216 | 80 | 55 | 89 |
| Bakery products stores..... | 89 | 69 | 3,107 | 2,715 | 637 | 13,065 | 11,406 | 325 | 231 | 81 |
| Bakeries, with baking on premises..... | (NA) | 50 | (NA) | (D) | (D) | (D) | (D) | (D) | (D) | (NA) |
| Bakeries, without baking on premises..... | (NA) | 19 | (NA) | (D) | (D) | (D) | (D) | (D) | (D) | (NA) |
| Delicatessen stores..... | 17 | 13 | 1,162 | 1,038 | 119 | 2,335 | 1,775 | 50 | 26 | 23 |
| Food stores, n.e.c..... | 56 | 28 | 2,253 | 1,883 | 106 | 2,093 | 1,836 | 50 | 34 | 48 |
| Eating, Drinking Places | | | | | | | | | | |
| Total..... | 790 | 676 | 35,021 | 33,197 | 7,886 | 163,573 | 145,105 | 4,266 | 3,167 | 574 |
| Eating places (except refreshment stands)..... | 430 | 336 | 21,186 | 19,574 | 4,926 | 101,542 | 90,455 | 2,765 | 2,075 | 399 |
| Restaurants, cafeterias..... | (NA) | 315 | (NA) | 18,319 | 4,587 | 96,087 | 85,531 | 2,591 | 1,956 | (NA) |
| Caterers..... | (NA) | 8 | (NA) | 238 | 46 | 544 | 277 | 43 | 10 | (NA) |
| In-plant food contractors..... | (NA) | 13 | (NA) | 1,017 | 293 | 4,911 | 4,647 | 131 | 109 | (NA) |
| Refreshment stands..... | 87 | 69 | 2,619 | 2,423 | 288 | 6,827 | 4,998 | 234 | 137 | 104 |
| Drinking places..... | 271 | 271 | 11,200 | 11,200 | 2,672 | 55,204 | 49,652 | 1,267 | 955 | 69 |
| General Merchandise Group | | | | | | | | | | |
| Total..... | 137 | 111 | 62,324 | 61,844 | 10,029 | 200,965 | 178,401 | 5,670 | 4,295 | 99 |
| Department stores..... | 9 | 9 | 35,113 | 35,113 | 5,845 | 115,849 | 106,939 | 3,182 | 2,625 | *** |
| Dry goods, general merchandise stores..... | 60 | 42 | 15,973 | 15,707 | 2,506 | 51,539 | 46,091 | 1,347 | 1,053 | 45 |
| General stores..... | 11 | 5 | 1,155 | 937 | 118 | 2,321 | 2,012 | 74 | 48 | 11 |
| Variety stores..... | 55 | 55 | 10,061 | 10,087 | 1,560 | 31,256 | 23,359 | 1,067 | 569 | 41 |
| Apparel, Accessories Stores | | | | | | | | | | |
| Total..... | 397 | 333 | 38,130 | 37,110 | 5,629 | 105,308 | 93,705 | 2,249 | 1,636 | 249 |
| Shoe stores..... | 75 | 61 | 6,612 | 6,256 | 974 | 16,785 | 15,080 | 327 | 235 | 30 |
| Men's shoe stores..... | (NA) | 8 | (NA) | (D) | (D) | (D) | (D) | (D) | (D) | (NA) |
| Women's shoe stores..... | (NA) | 12 | (NA) | 1,463 | 209 | 3,725 | 3,433 | 74 | 50 | (NA) |
| Children's, juveniles' shoe stores..... | (NA) | 2 | (NA) | (D) | (D) | (D) | (D) | (D) | (D) | (NA) |
| Family shoe stores..... | (NA) | 39 | (NA) | 4,188 | 692 | 11,693 | 10,323 | 232 | 166 | (NA) |
| Men's, boys' clothing and furnishings stores..... | (NA) | 70 | (NA) | 9,168 | 1,464 | 25,919 | 23,802 | 467 | 355 | (NA) |
| Men's, boys' clothing stores..... | (NA) | 42 | (NA) | 6,588 | 1,131 | 20,001 | 18,415 | 351 | 264 | (NA) |
| Men's, boys' furnishings stores..... | (NA) | 28 | (NA) | 2,580 | 333 | 5,918 | 5,387 | 116 | 91 | (NA) |
| Family clothing stores..... | (NA) | 24 | (NA) | 3,362 | 441 | 7,787 | 6,971 | 175 | 129 | (NA) |
| Women's clothing stores..... | 151 | 137 | 14,788 | 14,570 | 2,145 | 42,566 | 37,877 | 1,044 | 753 | 96 |
| Ready-to-wear stores..... | (NA) | 86 | (NA) | 12,545 | 1,828 | 36,480 | 32,494 | 875 | 630 | (NA) |
| Millinery stores..... | (NA) | 25 | (NA) | 1,121 | 201 | 3,895 | 3,427 | 106 | 77 | (NA) |
| Clothing, specialty stores, n.e.c..... | (NA) | 26 | (NA) | 904 | 116 | 2,191 | 1,956 | 63 | 46 | (NA) |
| Children's, infants' wear stores..... | 22 | 20 | 2,956 | (D) | 472 | 9,691 | 7,564 | 185 | 122 | 16 |
| Apparel stores, n.e.c..... | 35 | 21 | 978 | (D) | 133 | 2,560 | 2,411 | 51 | 42 | 32 |
| Furniture, Home Furnishings, Appliance Dealers | | | | | | | | | | |
| Total..... | 313 | 227 | 27,343 | 25,609 | 4,146 | 78,022 | 74,501 | 1,221 | 1,068 | 242 |
| Furniture, home furnishings stores..... | 171 | 143 | 17,962 | 17,378 | 2,932 | 56,759 | 54,061 | 863 | 748 | 117 |
| Furniture stores..... | (NA) | 76 | (NA) | 12,753 | 2,101 | 39,789 | 38,007 | 572 | 497 | (NA) |
| Floor covering stores..... | (NA) | 31 | (NA) | 2,196 | 353 | 6,898 | 6,586 | 104 | 96 | (NA) |
| Home furnishings stores, n.e.c., antique stores..... | (NA) | 36 | (NA) | 2,429 | 478 | 10,072 | 9,468 | 187 | 155 | (NA) |
| Household appliance, radio, TV stores..... | 142 | 84 | 9,381 | 8,231 | 1,214 | 21,263 | 20,440 | 358 | 320 | 125 |
| Household appliance stores..... | (NA) | 26 | (NA) | 2,282 | 489 | 7,093 | 6,939 | 120 | 112 | (NA) |
| Appliance, radio, TV stores..... | (NA) | 34 | (NA) | 4,476 | 538 | 10,286 | 9,823 | 171 | 149 | (NA) |
| Radio, TV stores..... | (NA) | 24 | (NA) | 1,473 | 187 | 3,884 | 3,678 | 67 | 59 | (NA) |
| Automotive Group | | | | | | | | | | |
| Total..... | 199 | 155 | 83,599 | 82,285 | 8,110 | 143,464 | 139,817 | 1,962 | 1,833 | 111 |
| Passenger car dealers (franchised)..... | 97 | 93 | 72,452 | 72,292 | 7,028 | 123,047 | 120,857 | 1,657 | 1,583 | 32 |
| Passenger car dealers (nonfranchised)..... | 58 | 26 | 6,284 | 5,244 | 400 | 7,022 | 6,653 | 82 | 72 | 47 |
| Tire, battery, accessory dealers..... | 40 | 32 | 4,129 | 4,015 | 615 | 12,251 | 11,372 | 201 | 164 | 31 |
| Motocycle, aircraft, boat dealers..... | 3 | 3 | (D) | (D) | (D) | (D) | (D) | (D) | (D) | (D) |
| Household trailer dealers..... | 1 | 1 | (D) | (D) | (D) | (D) | (D) | (D) | (D) | (D) |
| Automotive dealers, n.e.c..... | *** | *** | *** | *** | *** | *** | *** | *** | *** | *** |
| Gasoline Service Stations | | | | | | | | | | |
| Total..... | 377 | 259 | 22,187 | 19,271 | 1,562 | 30,927 | 25,603 | 731 | 469 | 414 |
| Lumber, Bldg. Mats., Hardware, Farm Equipment Dealers | | | | | | | | | | |
| Total..... | 246 | 182 | 41,892 | (D) | 5,337 | 101,973 | 94,626 | 1,746 | 1,351 | 150 |
| Farm equipment dealers..... | 10 | 8 | 1,598 | (D) | 204 | 3,582 | 3,582 | 51 | 51 | 6 |

Standard Notes: (D) Withheld to avoid disclosure. (NA) Not available. n.e.c. Not elsewhere classified. XXX Not applicable. (Z) Less than \$500. ... Represents zero.
¹ Group totals may include data for establishments without payroll which could not be classified by detailed kind of business.

RETAIL TRADE—AREA STATISTICS

Table 103. RETAIL TRADE: 1954—STANDARD METROPOLITAN AREAS—Continued

Establishments, Sales, Payroll, and Personnel, by Kind of Business

| Standard metropolitan area and kind of business | Establishments | | Sales | | Payroll, entire year (\$1,000) | Payroll, workweek ended nearest Nov. 15 | | Paid employees, workweek ended nearest Nov. 15 | | Proprietors (un- incorporated businesses only) ¹ (Number) |
|---|--------------------------------|-----------------------------|---|--|---|--|-------------------------------|--|------------------------------|--|
| | Total ¹ (Number) | With payroll (Number) | Total, all establish- ments ¹ (\$1,000) | Establish- ments with payroll (\$1,000) | | Total (Dollars) | Full workweek (Dollars) | Total (Number) | Full workweek (Number) | |
| SPRINGFIELD-HOLYOKE STANDARD METROPOLITAN AREA—Con. | | | | | | | | | | |
| Lumber, Bldg. Mats., Hardware, Farm Equipment Dealers—Con. | | | | | | | | | | |
| Lumber, building materials dealers..... | 81 | 57 | 23,114 | 22,462 | 2,588 | 46,333 | 44,136 | 638 | 589 | 52 |
| Paint, glass, wallpaper stores..... | 47 | 29 | 2,054 | 1,774 | 269 | 5,069 | 4,871 | 80 | 69 | 34 |
| Plumbing, electrical supply stores..... | 22 | 16 | 1,978 | 1,882 | 264 | 5,276 | 5,203 | 98 | 95 | 18 |
| Hardware stores..... | 82 | 72 | 13,100 | 12,992 | 2,012 | 41,713 | 36,834 | 879 | 547 | 36 |
| Drug Stores, Proprietary Stores | | | | | | | | | | |
| Total..... | 183 | 181 | 17,074 | (D) | 2,098 | 41,322 | 34,627 | 940 | 596 | 140 |
| Drug stores..... | (NA) | 174 | (NA) | (D) | 2,062 | 40,611 | 33,982 | 921 | 582 | (NA) |
| Proprietary stores..... | (NA) | 7 | (NA) | 417 | 36 | 711 | 645 | 19 | 14 | (NA) |
| Other Retail Stores | | | | | | | | | | |
| Total..... | 702 | 422 | 59,906 | 55,070 | 6,827 | 131,710 | 124,098 | 2,218 | 1,879 | 545 |
| Liquor stores..... | 100 | 84 | 12,510 | 11,884 | 1,311 | 24,510 | 21,199 | 402 | 263 | 32 |
| Fuel, ice dealers..... | 149 | 93 | 25,561 | 24,083 | 2,540 | 50,028 | 48,848 | 699 | 662 | 118 |
| Fuel dealers (coal, wood)..... | (NA) | 28 | (NA) | 9,177 | 864 | 16,311 | 15,803 | 236 | 222 | (NA) |
| Liquefied petroleum gas dealers..... | (NA) | 8 | (NA) | 621 | 95 | 2,120 | 2,114 | 29 | 29 | (NA) |
| Fuel oil dealers..... | (NA) | 57 | (NA) | 14,285 | 1,581 | 31,597 | 30,931 | 434 | 411 | (NA) |
| Ice dealers..... | (NA) | .. | (NA) | .. | .. | .. | .. | .. | .. | (NA) |
| Hay, grain, feed stores..... | 20 | 18 | 4,260 | (D) | 247 | 5,009 | 4,907 | 83 | 80 | 9 |
| Farm, garden supply stores..... | 12 | 8 | 905 | 875 | 151 | 3,139 | 3,028 | 47 | 43 | 10 |
| Jewelry stores..... | 69 | 51 | 4,589 | 4,309 | 732 | 13,687 | 12,886 | 251 | 206 | 46 |
| Book stores..... | 3 | 3 | (D) | (D) | (D) | (D) | (D) | (D) | (D) | (D) |
| Stationery stores..... | 17 | 15 | 1,017 | (D) | 132 | 2,546 | 2,238 | 62 | 48 | 13 |
| Sporting goods stores..... | 70 | 16 | 1,288 | 994 | 99 | 1,774 | 1,549 | 41 | 31 | 28 |
| Bicycle stores..... | 6 | 2 | 83 | (D) | (D) | (D) | (D) | (D) | (D) | (D) |
| Florists..... | 65 | 31 | 1,957 | 1,519 | 431 | 7,965 | 7,314 | 173 | 139 | 60 |
| Cigar stores, stands..... | 9 | 7 | 328 | (D) | 18 | 334 | 325 | 8 | 7 | 8 |
| News dealers, newsstands..... | 29 | 13 | 990 | 676 | 43 | 822 | 684 | 24 | 17 | 26 |
| Gift, novelty, souvenir stores..... | 34 | 14 | 645 | 395 | 53 | 1,026 | 852 | 32 | 19 | 34 |
| Music stores..... | 20 | 12 | 496 | 392 | 32 | 531 | 471 | 16 | 10 | 17 |
| Camera, photographic supply stores..... | 7 | 5 | 605 | (D) | 76 | 1,472 | 1,441 | 23 | 20 | 6 |
| Luggage, leather goods stores..... | 4 | 2 | (D) | (D) | (D) | (D) | (D) | (D) | (D) | (D) |
| Optical goods stores..... | 15 | 9 | 567 | 487 | 160 | 3,035 | 2,968 | 37 | 34 | 12 |
| Office, store machine and equipment dealers..... | 5 | 5 | 186 | 186 | 25 | 659 | 636 | 11 | 10 | 3 |
| Retail stores (except second-hand) n.e.c..... | 26 | 26 | 1,187 | 1,187 | 223 | 4,346 | 4,082 | 79 | 69 | 18 |
| Second-hand stores..... | 16 | 8 | 792 | 328 | 180 | 3,703 | 3,625 | 101 | 98 | 14 |
| Nonstore Retailers | | | | | | | | | | |
| Total..... | 293 | 55 | 14,191 | 10,921 | 2,412 | 45,020 | 44,278 | 702 | 663 | 302 |
| Mail order houses..... | 7 | 5 | (D) | (D) | (D) | (D) | (D) | (D) | (D) | (D) |
| Direct selling (house-to-house) organizations..... | 265 | 37 | 8,589 | 5,617 | 1,504 | 28,505 | 28,284 | 394 | 381 | 284 |
| Merchandise vending machine operators..... | 21 | 13 | (D) | (D) | (D) | (D) | (D) | (D) | (D) | (D) |
| WORCESTER STANDARD METROPOLITAN AREA—Consists of Worcester City; Auburn, East Brookfield, Grafton, Holden, Leicester, Millbury, Northborough, North Brookfield, Shrewsbury, Spencer, Westborough, and West Boylston towns in Worcester County, Mass. | | | | | | | | | | |
| Retail trade, total..... | 2,900 | 1,978 | 321,522 | 302,870 | 38,335 | 729,438 | 659,987 | 15,263 | 11,687 | 2,341 |
| Food Stores | | | | | | | | | | |
| Total..... | 644 | 368 | 76,756 | 68,834 | 5,059 | 98,691 | 84,507 | 2,281 | 1,502 | 638 |
| Grocery stores..... | 419 | 245 | 65,622 | 60,152 | 3,878 | 74,926 | 63,496 | 1,659 | 1,058 | 416 |
| Meat markets..... | 20 | 12 | 2,516 | 2,204 | 225 | 4,086 | 3,651 | 82 | 58 | 15 |
| Fish (seafood) markets..... | 9 | 9 | 690 | 690 | 53 | 1,070 | 913 | 30 | 18 | 11 |
| Fruit stores, vegetable markets..... | 33 | 13 | 1,997 | 1,013 | 68 | 1,104 | 532 | 53 | 15 | 43 |
| Candy, nut, confectionery stores..... | 53 | 29 | 1,952 | 1,370 | 186 | 3,445 | 3,196 | 94 | 79 | 55 |
| Bakery products stores..... | 48 | 44 | 2,245 | 2,221 | 613 | 12,061 | 10,986 | 309 | 236 | 35 |
| Bakeries, with baking on premises..... | (NA) | 36 | (NA) | 1,811 | 518 | 10,509 | 9,581 | 273 | 209 | (NA) |
| Bakeries, without baking on premises..... | (NA) | 8 | (NA) | 410 | 95 | 1,552 | 1,405 | 35 | 27 | (NA) |
| Delicatessen stores..... | 5 | 5 | 294 | 294 | 34 | 657 | 530 | 20 | 12 | 4 |
| Food stores, n.e.c..... | 27 | 11 | 1,254 | 890 | 72 | 1,342 | 1,203 | 35 | 26 | 25 |
| Eating, Drinking Places | | | | | | | | | | |
| Total..... | 519 | 447 | 24,363 | 23,233 | 5,145 | 101,900 | 91,030 | 2,809 | 2,082 | 369 |
| Eating places (except refreshment stands)..... | 295 | 245 | 15,675 | 14,969 | 3,494 | 70,208 | 63,291 | 2,012 | 1,516 | 254 |
| Restaurants, cafeterias..... | (NA) | 235 | (NA) | 14,709 | 3,426 | 68,873 | 62,191 | 1,960 | 1,489 | (NA) |
| Caterers..... | (NA) | 4 | (NA) | 56 | 9 | 256 | 80 | 23 | 1 | (NA) |
| In-plant food contractors..... | (NA) | 6 | (NA) | 204 | 59 | 1,079 | 1,020 | 29 | 26 | (NA) |
| Refreshment stands..... | 55 | 39 | 2,202 | 1,916 | 336 | 5,554 | 5,042 | 149 | 113 | 50 |
| Drinking places..... | 169 | 163 | 6,486 | 6,348 | 1,315 | 26,138 | 22,697 | 648 | 453 | 65 |
| General Merchandise Group | | | | | | | | | | |
| Total..... | 69 | 55 | 28,980 | 28,762 | 5,105 | 96,424 | 83,822 | 2,602 | 1,880 | 49 |
| Department stores..... | 6 | 6 | 19,614 | 19,614 | 3,597 | 65,731 | 60,355 | 1,627 | 1,318 | .. |
| Dry goods, general merchandise stores..... | 30 | 20 | 996 | 854 | 92 | 1,586 | 1,389 | 41 | 32 | 24 |
| General stores..... | 3 | 3 | 147 | 147 | 7 | 113 | 89 | 6 | 3 | 2 |
| Variety stores..... | 30 | 26 | 8,223 | 8,147 | 1,409 | 28,994 | 21,989 | 928 | 527 | 23 |
| Apparel, Accessories Stores | | | | | | | | | | |
| Total..... | 220 | 186 | 27,229 | 26,633 | 4,036 | 75,789 | 65,401 | 1,723 | 1,239 | 119 |
| Shoe stores..... | 50 | 38 | 4,949 | (D) | (D) | (D) | (D) | (D) | (D) | (D) |
| Men's shoe stores..... | (NA) | 8 | (NA) | 453 | 54 | 992 | 933 | 19 | 15 | (NA) |
| Women's shoe stores..... | (NA) | 8 | (NA) | 1,097 | 156 | 2,777 | 2,471 | 53 | 34 | (NA) |
| Children's, juveniles' shoe stores..... | (NA) | 2 | (NA) | (D) | (D) | (D) | (D) | (D) | (D) | (D) |
| Family shoe stores..... | (NA) | 20 | (NA) | 3,072 | 474 | 7,890 | 6,568 | 147 | 88 | (NA) |
| Men's, boys' clothing and furnishings stores..... | (NA) | 45 | (NA) | 5,068 | 750 | 14,347 | 13,231 | 283 | 216 | (NA) |
| Men's, boys' clothing stores..... | (NA) | 29 | (NA) | 4,501 | 688 | 13,216 | 12,179 | 259 | 197 | (NA) |
| Men's, boys' furnishings stores..... | (NA) | 16 | (NA) | 567 | 62 | 1,131 | 1,052 | 24 | 19 | (NA) |
| Family clothing stores..... | (NA) | 12 | (NA) | 5,981 | 822 | 15,211 | 11,820 | 361 | 238 | (NA) |
| Women's clothing, specialty stores..... | 80 | 72 | 10,055 | 9,925 | 1,696 | 31,191 | 27,551 | 780 | 593 | 40 |
| Ready-to-wear stores..... | (NA) | 40 | (NA) | 7,299 | 1,115 | 20,248 | 17,895 | 519 | 398 | (NA) |
| Millinery stores..... | (NA) | 21 | (NA) | 859 | 166 | 3,426 | 3,116 | 87 | 69 | (NA) |
| Clothing, specialty stores, n.e.c..... | (NA) | 11 | (NA) | 1,767 | 415 | 7,517 | 6,540 | 174 | 126 | (NA) |
| Children's, infants' wear stores..... | 11 | 9 | 550 | (D) | (D) | (D) | (D) | (D) | (D) | (D) |
| Apparel stores, n.e.c..... | 14 | 10 | 440 | 416 | 85 | 1,963 | 1,885 | 36 | 32 | 13 |

Standard Notes: (D) Withheld to avoid disclosure. (NA) Not available. n.e.c. Not elsewhere classified. XXX Not applicable. (Z) Less than \$500. ... Represents zero.
¹ Group totals may include data for establishments without payroll which could not be classified by detailed kind of business.

Table 103. RETAIL TRADE: 1954 — STANDARD METROPOLITAN AREAS — Continued

Establishments, Sales, Payroll, and Personnel, by Kind of Business

| Standard metropolitan area and kind of business | Establishments | | Sales | | Payroll, entire year (\$1,000) | Payroll, workweek ended nearest Nov. 15 | | Paid employees, workweek ended nearest Nov. 15 | | Proprietors (un- incorporated businesses only) ¹ (Number) |
|--|--------------------------------|-----------------------------|---|--|---|--|-------------------------------|--|------------------------------|--|
| | Total ¹ (Number) | With payroll (Number) | Total, all establish- ments ¹ (\$1,000) | Establish- ments with payroll (\$1,000) | | Total (Dollars) | Full workweek (Dollars) | Total (Number) | Full workweek (Number) | |
| WORCESTER STANDARD METROPOLITAN AREA--Con. | | | | | | | | | | |
| Furniture, Home Furnishings, Appliance Dealers | | | | | | | | | | |
| Total | 172 | 124 | 17,978 | 16,834 | 2,695 | 54,535 | 51,969 | 837 | 732 | 126 |
| Furniture, home furnishings stores | 93 | 73 | 11,409 | 10,755 | 1,688 | 33,975 | 32,276 | 534 | 466 | 68 |
| Furniture stores | (NA) | 40 | (NA) | 8,553 | 1,413 | 27,684 | 26,531 | 409 | 362 | 18 |
| Floor covering stores | (NA) | 7 | (NA) | 609 | 65 | 1,609 | 1,483 | 25 | 20 | 6 |
| Home furnishings stores, n.e.c., antique stores | (NA) | 26 | (NA) | 1,593 | 210 | 4,682 | 4,262 | 100 | 84 | 20 |
| Household appliance, radio, TV stores | 79 | 51 | 6,569 | 6,079 | 1,007 | 20,560 | 19,693 | 303 | 266 | 58 |
| Household appliance stores | (NA) | 23 | (NA) | 3,063 | 658 | 13,566 | 12,889 | 182 | 154 | 6 |
| Appliance, radio, TV stores | (NA) | 20 | (NA) | 2,666 | 305 | 6,224 | 6,034 | 110 | 101 | 13 |
| Radio, TV stores | (NA) | 8 | (NA) | 350 | 44 | 770 | 770 | 11 | 11 | 7 |
| Automotive Group | | | | | | | | | | |
| Total | 110 | 90 | 54,263 | 53,975 | 5,672 | 100,949 | 98,207 | 1,418 | 1,343 | 47 |
| Passenger car dealers (franchised) | 50 | 50 | 45,963 | 45,963 | 4,674 | 80,863 | 79,728 | 1,112 | 1,082 | 9 |
| Passenger car dealers (nonfranchised) | 25 | 17 | 3,129 | 3,013 | 189 | 3,274 | 3,083 | 58 | 51 | 18 |
| Tire, battery, accessory dealers | 28 | 18 | 4,244 | 4,214 | 740 | 15,580 | 14,626 | 227 | 201 | 15 |
| Motorcycle, aircraft, boat dealers | 6 | 4 | (D) | (D) | (D) | (D) | (D) | (D) | (D) | (D) |
| Household trailer dealers | 1 | 1 | (D) | (D) | (D) | (D) | (D) | (D) | (D) | (D) |
| Automotive dealers, n.e.c. | ... | ... | ... | ... | ... | ... | ... | ... | ... | ... |
| Gasoline Service Stations | | | | | | | | | | |
| Total | 300 | 212 | 17,754 | 15,542 | 1,240 | 24,745 | 21,259 | 568 | 384 | 314 |
| Lumber, Bldg. Mtls., Hardware, Farm Equipment Dealers | | | | | | | | | | |
| Total | 115 | 93 | 23,437 | 23,131 | 3,152 | 57,433 | 55,246 | 854 | 775 | 62 |
| Farm equipment dealers | 2 | 2 | (D) | (D) | (D) | (D) | (D) | (D) | (D) | (D) |
| Lumber, building materials dealers | 44 | 34 | 14,001 | 13,911 | 2,051 | 36,381 | 35,902 | 491 | 473 | 23 |
| Paint, glass, wallpaper stores | 18 | 18 | 2,483 | 2,483 | 358 | 6,566 | 6,307 | 110 | 96 | 9 |
| Plumbing, electrical supply stores | 15 | 7 | (D) | (D) | (D) | (D) | (D) | (D) | (D) | (D) |
| Hardware stores | 36 | 32 | 5,438 | 5,398 | 549 | 10,632 | 9,432 | 206 | 164 | 14 |
| Drug Stores, Proprietary Stores | | | | | | | | | | |
| Total | 99 | 91 | 9,457 | 9,237 | 1,322 | 25,715 | 21,588 | 623 | 425 | 62 |
| Drug stores | (NA) | 79 | (NA) | 8,453 | 1,214 | 23,553 | 19,713 | 571 | 390 | (NA) |
| Proprietary stores | (NA) | 12 | (NA) | 784 | 108 | 2,162 | 1,875 | 52 | 35 | (NA) |
| Other Retail Stores | | | | | | | | | | |
| Total | 413 | 269 | 34,331 | 32,175 | 3,924 | 74,887 | 69,153 | 1,277 | 1,072 | 326 |
| Liquor stores | 63 | 63 | 7,129 | 7,129 | 758 | 14,389 | 13,036 | 218 | 171 | 10 |
| Fuel, ice dealers | 96 | 60 | 13,669 | 12,935 | 1,362 | 27,203 | 25,097 | 438 | 376 | 92 |
| Fuel dealers (coal, wood) | (NA) | 9 | (NA) | 3,285 | 376 | 7,148 | 5,926 | 118 | 89 | (NA) |
| Liquefied petroleum gas dealers | (NA) | 2 | (D) | (D) | (D) | (D) | (D) | (D) | (D) | (NA) |
| Fuel oil dealers | (NA) | 18 | (NA) | 9,371 | 953 | 19,417 | 18,533 | 310 | 277 | (NA) |
| Ice dealers | (NA) | 1 | (NA) | (D) | (D) | (D) | (D) | (D) | (D) | (NA) |
| Hay, grain, feed stores | 12 | 8 | 2,223 | 2,065 | 95 | 1,854 | 1,854 | 32 | 32 | 14 |
| Farm, garden supply stores | 7 | 3 | 62 | 62 | 6 | 257 | 125 | 6 | 2 | 7 |
| Jewelry stores | 35 | 23 | 2,953 | 2,241 | 480 | 8,832 | 8,385 | 133 | 115 | 29 |
| Book stores | 3 | 3 | (D) | (D) | (D) | (D) | (D) | (D) | (D) | (D) |
| Stationery stores | 5 | 5 | (D) | (D) | (D) | (D) | (D) | (D) | (D) | (D) |
| Sporting goods stores | 18 | 6 | 910 | 778 | 96 | 1,956 | 1,869 | 38 | 34 | 16 |
| Bicycle stores | ... | ... | ... | ... | ... | ... | ... | ... | ... | ... |
| Florists | 32 | 20 | 905 | 793 | 148 | 2,587 | 2,385 | 59 | 47 | 32 |
| Cigar stores, stands | 6 | 4 | 286 | (D) | 47 | 860 | 824 | 21 | 17 | 3 |
| News dealers, newsstands | 11 | 9 | 555 | (D) | 38 | 617 | 481 | 25 | 14 | 9 |
| Gift, novelty, souvenir stores | 13 | 9 | 240 | 220 | 31 | 636 | 543 | 15 | 11 | 10 |
| Music stores | 7 | 5 | 203 | (D) | 20 | 360 | 342 | 11 | 9 | 6 |
| Camera, photographic supply stores | 10 | 8 | 256 | (D) | 142 | 2,425 | 2,226 | (D) | (D) | (D) |
| Luggage, leather goods stores | 1 | 1 | (D) | (D) | (D) | (D) | (D) | (D) | (D) | (D) |
| Optical goods stores | 14 | 10 | 236 | 316 | 94 | 1,719 | 1,684 | 26 | 24 | 13 |
| Office, store machine and equipment dealers | 5 | 3 | (D) | (D) | (D) | (D) | (D) | (D) | (D) | (D) |
| Retail stores (except second-hand) n.e.c. | 19 | 19 | 1,403 | 1,403 | 197 | 4,406 | 4,094 | 84 | 75 | 14 |
| Second-hand stores | 22 | 10 | 1,524 | 1,374 | 237 | 3,535 | 3,230 | 55 | 51 | 17 |
| Nonstore Retailers | | | | | | | | | | |
| Total | 239 | 43 | 6,974 | 4,514 | 985 | 18,370 | 17,805 | 271 | 253 | 229 |
| Mail order houses | 3 | 1 | (D) | (D) | (D) | (D) | (D) | (D) | (D) | (D) |
| Direct selling (house-to-house) organizations | 225 | 37 | 5,482 | 3,294 | 806 | 15,334 | 14,848 | 233 | 219 | 220 |
| Merchandise vending machine operators | 11 | 5 | (D) | (D) | (D) | (D) | (D) | (D) | (D) | (D) |

Standard Notes: (D) Withheld to avoid disclosure. (NA) Not available. n.e.c. Not elsewhere classified. XXX Not applicable. (Z) Less than \$500. ... Represents zero.
¹ Group totals may include data for establishments without payroll which could not be classified by detailed kind of business.

RETAIL TRADE—AREA STATISTICS

Table 103A. RETAIL TRADE: 1948¹— STANDARD METROPOLITAN AREAS

Establishments and Sales, by Kind of Business

| Kind of business | Establishments, 1948 | | Sales, 1948 | | Establishments, 1948 | | Sales, 1948 | | Establishments, 1948 | | Sales, 1948 | |
|---|---------------------------------------|-----------------------|-------------------------------------|---------------------------------------|---------------------------------------|-----------------------|-------------------------------------|---------------------------------------|--|-----------------------|-------------------------------------|---------------------------------------|
| | Total (Number) | With payroll (Number) | Total, all establishments (\$1,000) | Establishments with payroll (\$1,000) | Total (Number) | With payroll (Number) | Total, all establishments (\$1,000) | Establishments with payroll (\$1,000) | Total (Number) | With payroll (Number) | Total, all establishments (\$1,000) | Establishments with payroll (\$1,000) |
| | BOSTON STANDARD METROPOLITAN AREA | | | | BROCKTON STANDARD METROPOLITAN AREA | | | | FALL RIVER STANDARD METROPOLITAN AREA | | | |
| Retail trade, total..... | 23,516 | 17,221 | 2,189,733 | 2,076,656 | 1,456 | 1,064 | 110,794 | 103,425 | 1,699 | 1,125 | 113,751 | 103,666 |
| Food stores..... | 7,288 | 4,168 | 527,196 | 464,075 | 402 | 230 | 29,446 | 25,796 | 570 | 315 | 29,640 | 25,248 |
| Eating, drinking places..... | 3,912 | 3,495 | 214,007 | 208,512 | 223 | 194 | 8,021 | 7,786 | 269 | 206 | 8,565 | 7,983 |
| General merchandise group..... | 726 | 519 | 310,809 | 308,017 | 49 | 39 | 8,372 | 8,237 | 55 | 31 | 9,985 | 9,625 |
| Apparel, accessories stores..... | 2,114 | 1,587 | 192,939 | 185,547 | 132 | 108 | 9,550 | 9,216 | 149 | 111 | 12,001 | 11,547 |
| Furniture, home furnishings, appliance dealers..... | 1,135 | 871 | 94,004 | 88,748 | 74 | 52 | 4,669 | 4,435 | 87 | 69 | 10,409 | 10,153 |
| Automotive group..... | 811 | 727 | 257,049 | 254,704 | 74 | 59 | 14,499 | 13,570 | 57 | 44 | 12,611 | 11,937 |
| Gasoline service stations..... | 1,831 | 1,352 | 69,924 | 60,782 | 164 | 103 | 4,746 | 3,661 | 153 | 84 | 5,162 | 3,786 |
| Lumber, building materials, hardware, farm equipment dealers..... | 884 | 729 | 100,923 | 98,189 | 61 | 50 | 6,473 | 6,300 | 61 | 48 | 6,805 | 6,671 |
| Drug stores, proprietary stores..... | 1,140 | 1,078 | 76,000 | 74,497 | 50 | 49 | 3,267 | (D) | 53 | 50 | 3,357 | 3,318 |
| Other retail stores..... | 3,517 | 2,581 | 271,231 | 258,655 | 216 | 171 | 17,581 | 17,004 | 240 | 163 | 13,800 | (D) |
| Nonstore retailers..... | 158 | 114 | 75,651 | 74,930 | 11 | 9 | 4,170 | (D) | 5 | 4 | 816 | (D) |
| | LAWRENCE STANDARD METROPOLITAN AREA | | | | LOWELL STANDARD METROPOLITAN AREA | | | | NEW BEDFORD STANDARD METROPOLITAN AREA | | | |
| Retail trade, total..... | 1,665 | 1,109 | 110,492 | 101,556 | 1,370 | 1,007 | 101,229 | 95,517 | 1,778 | 1,222 | 115,072 | 104,744 |
| Food stores..... | 561 | 287 | 28,400 | 23,432 | 471 | 265 | 27,884 | 24,203 | 582 | 314 | 32,399 | 27,135 |
| Eating, drinking places..... | 243 | 202 | 10,222 | 9,796 | 258 | 232 | 10,340 | 10,143 | 293 | 241 | 9,599 | 9,003 |
| General merchandise group..... | 44 | 27 | 6,735 | 6,480 | 27 | 19 | 9,709 | 9,569 | 40 | 31 | 13,138 | 13,063 |
| Apparel, accessories stores..... | 185 | 125 | 15,174 | 14,548 | 95 | 72 | 9,657 | 9,434 | 158 | 138 | 12,886 | 12,553 |
| Furniture, home furnishings, appliance dealers..... | 96 | 69 | 7,432 | 7,006 | 53 | 37 | 5,034 | 4,803 | 75 | 58 | 6,426 | 6,199 |
| Automotive group..... | 53 | 44 | 11,356 | 11,041 | 38 | 32 | 8,710 | 8,667 | 84 | 55 | 13,237 | 12,241 |
| Gasoline service stations..... | 128 | 98 | 5,239 | 4,698 | 126 | 88 | 4,252 | 3,530 | 158 | 91 | 4,845 | 3,673 |
| Lumber, building materials, hardware, farm equipment dealers..... | 55 | 41 | 7,634 | 7,402 | 42 | 35 | 6,137 | 6,009 | 80 | 61 | 5,993 | 5,675 |
| Drug stores, proprietary stores..... | 56 | 53 | 3,953 | 3,880 | 45 | 44 | 2,820 | (D) | 76 | 71 | 4,405 | 4,320 |
| Other retail stores..... | 238 | 159 | 14,048 | (D) | 210 | 173 | 16,346 | (D) | 228 | 158 | 11,938 | 10,676 |
| Nonstore retailers..... | 6 | 4 | 299 | (D) | 5 | 4 | 340 | (D) | 4 | 4 | 206 | 206 |
| | PITTSFIELD STANDARD METROPOLITAN AREA | | | | PROVIDENCE STANDARD METROPOLITAN AREA | | | | SPRINGFIELD-HOLYOKE STANDARD METROPOLITAN AREA | | | |
| Retail trade, total..... | 687 | 518 | 66,571 | 62,632 | 8,817 | 5,460 | 650,127 | 590,555 | 4,556 | 3,218 | 377,691 | 353,256 |
| Food stores..... | 171 | 100 | 16,354 | 14,366 | 2,549 | 1,149 | 155,954 | 128,979 | 1,204 | 686 | 85,449 | 74,831 |
| Eating, drinking places..... | 113 | 103 | 5,328 | 5,220 | 1,760 | 1,299 | 55,660 | 50,146 | 791 | 659 | 31,072 | 29,401 |
| General merchandise group..... | 14 | 13 | 8,230 | (D) | 246 | 154 | 69,476 | 68,276 | 118 | 86 | 39,482 | 39,081 |
| Apparel, accessories stores..... | 64 | 51 | 5,815 | 5,561 | 711 | 502 | 66,374 | 63,475 | 424 | 317 | 34,538 | 32,999 |
| Furniture, home furnishings, appliance dealers..... | 40 | 30 | 3,699 | 3,447 | 428 | 311 | 33,837 | 31,598 | 271 | 203 | 21,703 | 20,458 |
| Automotive group..... | 40 | 35 | 9,934 | 9,807 | 351 | 285 | 93,027 | 90,256 | 202 | 170 | 53,616 | 52,612 |
| Gasoline service stations..... | 70 | 46 | 2,706 | 2,164 | 903 | 510 | 27,925 | 20,229 | 432 | 278 | 16,272 | 13,425 |
| Lumber, building materials, hardware, farm equipment dealers..... | 31 | 25 | 4,198 | 4,056 | 282 | 208 | 37,653 | 36,180 | 205 | 156 | 28,371 | 27,428 |
| Drug stores, proprietary stores..... | 20 | 18 | 1,586 | (D) | 335 | 290 | 23,867 | 22,896 | 170 | 160 | 13,163 | 12,855 |
| Other retail stores..... | 120 | 94 | 8,505 | 8,029 | 1,223 | 725 | 80,208 | 72,396 | 714 | 479 | 49,260 | (D) |
| Nonstore retailers..... | 4 | 3 | 216 | (D) | 29 | 27 | 6,146 | (D) | 25 | 24 | 4,765 | (D) |
| | WORCESTER STANDARD METROPOLITAN AREA | | | | | | | | | | | |
| Retail trade, total..... | 2,909 | 2,135 | 255,287 | 239,548 | | | | | | | | |
| Food stores..... | 774 | 469 | 61,902 | 54,301 | | | | | | | | |
| Eating, drinking places..... | 586 | 497 | 23,157 | 21,773 | | | | | | | | |
| General merchandise group..... | 82 | 63 | 28,023 | 27,789 | | | | | | | | |
| Apparel, accessories stores..... | 246 | 198 | 28,126 | 27,447 | | | | | | | | |
| Furniture, home furnishings, appliance dealers..... | 145 | 107 | 14,054 | 13,425 | | | | | | | | |
| Automotive group..... | 121 | 98 | 33,261 | 32,315 | | | | | | | | |
| Gasoline service stations..... | 310 | 214 | 11,169 | 9,483 | | | | | | | | |
| Lumber, building materials, hardware, farm equipment dealers..... | 113 | 90 | 13,445 | 13,026 | | | | | | | | |
| Drug stores, proprietary stores..... | 88 | 82 | 6,833 | 6,764 | | | | | | | | |
| Other retail stores..... | 423 | 296 | 31,530 | 29,438 | | | | | | | | |
| Nonstore retailers..... | 21 | 21 | 3,787 | 3,787 | | | | | | | | |

Standard Notes: (D) Withheld to avoid disclosure. (NA) Not available. ... Represents zero.
¹Data in this table differ from those which appeared in the publications of the 1948 Census of Retail Trade. For a description of the adjustments see Comparison of 1948 and 1954 Censuses in the Introduction.

Table 104. RETAIL TRADE: 1954 — COUNTIES WITH 500 ESTABLISHMENTS OR MORE

Establishments, Sales, Payroll, and Personnel, by Kind of Business

| County and kind of business | Establishments | | Sales | | Payroll, entire year (\$1,000) | Payroll, workweek ended nearest Nov. 15 | | Paid employees, workweek ended nearest Nov. 15 | | Proprietors (unincorporated businesses only) ¹ (Number) |
|--|--------------------------------|--------------------------|---|--|-----------------------------------|---|----------------------------|--|---------------------------|---|
| | Total ¹ (Number) | With payroll (Number) | Total, all establishments ¹ (\$1,000) | Establishments with payroll (\$1,000) | | Total (Dollars) | Full workweek (Dollars) | Total (Number) | Full workweek (Number) | |
| BARNSTABLE COUNTY | | | | | | | | | | |
| Retail trade, total..... | 1,175 | 903 | 86,521 | 82,477 | 9,109 | 159,176 | 149,147 | 3,363 | 2,820 | 953 |
| Food stores, total..... | 182 | 132 | 23,984 | 23,106 | 1,732 | 30,603 | 27,745 | 599 | 455 | 150 |
| Grocery stores..... | 107 | 95 | 21,873 | 21,531 | 1,543 | 26,801 | 24,363 | 518 | 395 | 76 |
| Meat markets, fish (seafood) markets..... | 23 | 9 | 1,041 | 885 | 83 | 1,690 | 1,672 | 26 | 25 | 20 |
| Fruit stores, vegetable markets..... | 10 | 2 | 185 | (D) | (D) | (D) | (D) | (D) | (D) | (D) |
| Candy, nut, confectionery stores..... | 6 | 4 | 143 | (D) | (D) | (D) | (D) | (D) | (D) | (D) |
| Other food stores..... | 22 | 22 | 550 | 538 | 87 | 1,684 | 1,432 | 45 | 30 | 22 |
| Eating, drinking places, total..... | 278 | 250 | 8,448 | 8,114 | 1,653 | 29,543 | 27,387 | 825 | 694 | 232 |
| Eating places..... | 218 | 194 | 6,991 | 6,711 | 1,363 | 25,238 | 23,264 | 707 | 596 | 204 |
| Drinking places..... | 60 | 56 | 1,457 | 1,403 | 290 | 4,305 | 4,123 | 118 | 98 | 28 |
| General merchandise group, total..... | 47 | 43 | 3,569 | 3,485 | 395 | 6,713 | 6,181 | 203 | 157 | 35 |
| General merchandise group (except variety)..... | 36 | 32 | 2,030 | 1,946 | 187 | 3,341 | 3,120 | 92 | 78 | 27 |
| Variety stores..... | 11 | 11 | 1,539 | 1,539 | 208 | 3,372 | 3,061 | 111 | 79 | 8 |
| Apparel, accessories stores, total..... | 57 | 55 | 4,286 | (D) | 452 | 7,675 | 7,273 | 165 | 144 | 39 |
| Shoe stores..... | 10 | 8 | (D) | (D) | (D) | (D) | (D) | (D) | (D) | (D) |
| Men's, boys' clothing and furnishings stores..... | 6 | 6 | 807 | 807 | 119 | 1,886 | 1,856 | 30 | 28 | 3 |
| Family clothing stores..... | 16 | 16 | 1,713 | 1,713 | 152 | 2,755 | 2,584 | 63 | 53 | 13 |
| Women's clothing, specialty stores..... | 24 | 24 | 1,507 | 1,307 | 145 | 2,434 | 2,354 | 57 | 53 | 15 |
| Ready-to-wear stores..... | 19 | 19 | 1,219 | 1,219 | 138 | 2,248 | 2,168 | 53 | 49 | 10 |
| Other clothing, specialty stores..... | 5 | 5 | 88 | 88 | 7 | 186 | 186 | 4 | 4 | 5 |
| Other apparel stores..... | 1 | 1 | (D) | (D) | (D) | (D) | (D) | (D) | (D) | (D) |
| Furniture, home furnishings, appliance dealers, total..... | 97 | 47 | 3,776 | 3,340 | 571 | 10,380 | 10,128 | 173 | 160 | 76 |
| Furniture, home furnishings stores, antique stores..... | 54 | 26 | 1,904 | 1,592 | 233 | 4,160 | 4,018 | 74 | 69 | 51 |
| Household appliance, radio, TV stores..... | 31 | 21 | 1,860 | 1,748 | 338 | 6,220 | 6,110 | 99 | 91 | 23 |
| Automotive group..... | 35 | 35 | 11,905 | 11,905 | 1,150 | 18,051 | 17,960 | 276 | 268 | 11 |
| Gasoline service stations..... | 128 | 88 | 5,881 | 4,929 | 392 | 6,568 | 5,440 | 161 | 105 | 121 |
| Lumber, bldg. mats., hardware, farm equip. dealers, total..... | 54 | 48 | 8,866 | 8,742 | 1,078 | 19,428 | 18,801 | 317 | 294 | 36 |
| Farm equipment dealers..... | 1 | 1 | (D) | (D) | (D) | (D) | (D) | (D) | (D) | (D) |
| Lumber, building materials, supplies, equipment dealers..... | 25 | 21 | (D) | 6,246 | (D) | (D) | (D) | (D) | (D) | (D) |
| Hardware stores..... | 28 | 26 | 2,533 | (D) | 284 | 5,378 | 5,333 | 96 | 92 | 25 |
| Drug stores, proprietary stores, total..... | 34 | 34 | 3,449 | 3,449 | 443 | 7,685 | 6,898 | 194 | 145 | 24 |
| Drug stores..... | 30 | 30 | 3,148 | 3,148 | 408 | 6,900 | 6,200 | 172 | 128 | 21 |
| Proprietary stores..... | 4 | 4 | 301 | 301 | 35 | 785 | 698 | 22 | 17 | 3 |
| Other retail stores, total..... | 250 | 164 | 11,172 | (D) | 1,106 | 19,724 | 18,628 | 405 | 357 | 204 |
| Liquor stores..... | 44 | 38 | 3,789 | 3,513 | 323 | 5,322 | 4,782 | 91 | 73 | 22 |
| Fuel, ice dealers..... | 31 | 25 | 3,181 | 3,023 | 395 | 7,136 | 7,077 | 120 | 118 | 24 |
| Feed, farm, garden supply stores..... | 6 | 6 | 984 | 984 | 59 | 1,110 | 1,065 | 19 | 18 | 4 |
| Jewelry stores..... | 11 | 7 | 305 | 277 | 30 | 508 | 470 | 11 | 9 | 12 |
| Book, stationery stores..... | 3 | 3 | (D) | (D) | (D) | (D) | (D) | (D) | (D) | (D) |
| Other retail stores (except second-hand)..... | 125 | 85 | 2,416 | 2,118 | (D) | (D) | (D) | (D) | (D) | (D) |
| Second-hand stores..... | 4 | ••• | 28 | (D) | (D) | (D) | (D) | (D) | (D) | (D) |
| Nonstore retailers..... | 23 | 7 | 1,185 | 1,009 | 137 | 2,806 | 2,706 | 45 | 41 | 25 |
| BERKSHIRE COUNTY | | | | | | | | | | |
| Retail trade, total..... | 1,615 | 1,089 | 147,429 | 137,919 | 16,474 | 313,985 | 285,344 | 6,583 | 5,157 | 1,379 |
| Food stores, total..... | 293 | 173 | 37,883 | 34,783 | 2,397 | 49,397 | 42,726 | 1,063 | 738 | 302 |
| Grocery stores..... | 218 | 144 | 34,919 | 32,721 | 2,053 | 42,308 | 36,376 | 887 | 606 | 218 |
| Meat markets, fish (seafood) markets..... | 15 | 7 | 752 | 620 | 36 | 786 | 716 | 18 | 14 | 17 |
| Fruit stores, vegetable markets..... | 16 | 2 | 240 | (D) | (D) | (D) | (D) | (D) | (D) | (D) |
| Candy, nut, confectionery stores..... | 7 | 5 | 253 | (D) | 20 | 380 | 284 | 18 | 9 | 8 |
| Other food stores..... | 19 | 15 | 1,239 | 1,165 | (D) | (D) | (D) | (D) | (D) | (D) |
| Eating, drinking places, total..... | 262 | 218 | 9,770 | 9,118 | 1,958 | 39,023 | 35,366 | 1,011 | 813 | 205 |
| Eating places..... | 171 | 133 | 7,189 | 6,585 | 1,482 | 30,202 | 27,312 | 806 | 650 | 154 |
| Drinking places..... | 91 | 85 | 2,581 | 2,533 | 476 | 8,821 | 8,056 | 205 | 163 | 51 |
| General merchandise group, total..... | 74 | 52 | 14,196 | 13,684 | 2,309 | 41,942 | 36,094 | 1,218 | 826 | 54 |
| General merchandise group (except variety)..... | 46 | 24 | 8,657 | 8,145 | 1,457 | 25,438 | 22,153 | 645 | 476 | 37 |
| Variety stores..... | 28 | 28 | 5,539 | 5,539 | 852 | 16,504 | 13,941 | 573 | 350 | 17 |
| Apparel, accessories stores, total..... | 145 | 117 | 11,238 | 10,754 | 1,572 | 30,973 | 25,971 | 679 | 531 | 95 |
| Shoe stores..... | 29 | 23 | 1,810 | 1,712 | 209 | 3,979 | 3,692 | 87 | 63 | 15 |
| Men's, boys' clothing and furnishings stores..... | (NA) | 21 | (NA) | 2,805 | 481 | 6,912 | 6,459 | 138 | 105 | (NA) |
| Family clothing stores..... | (NA) | 13 | (NA) | 1,125 | 133 | 2,510 | 2,380 | 62 | 53 | (NA) |
| Women's clothing, specialty stores..... | 54 | 50 | 4,512 | 4,492 | 655 | 15,600 | 11,716 | 351 | 282 | 38 |
| Ready-to-wear stores..... | (NA) | 36 | (NA) | 3,572 | 469 | 9,060 | 8,259 | 255 | 193 | (NA) |
| Other clothing, specialty stores..... | (NA) | 14 | (NA) | 920 | 186 | 6,540 | 3,457 | 96 | 89 | (NA) |
| Other apparel stores..... | 16 | 10 | 704 | 620 | 94 | 1,972 | 1,724 | 41 | 28 | 11 |
| Furniture, home furnishings, appliance dealers, total..... | 109 | 71 | 7,444 | 6,892 | 1,088 | 20,644 | 19,795 | 343 | 302 | 91 |
| Furniture, home furnishings stores, antique stores..... | 62 | 40 | 4,145 | 3,905 | 614 | 12,159 | 11,576 | 195 | 170 | 50 |
| Household appliance, radio, TV stores..... | 47 | 31 | 3,299 | 2,987 | 474 | 8,485 | 8,219 | 148 | 132 | 41 |
| Automotive group..... | 76 | 62 | 25,092 | 24,898 | 2,888 | 50,470 | 49,658 | 721 | 686 | 52 |
| Gasoline service stations..... | 174 | 100 | 7,735 | 6,309 | 579 | 12,379 | 11,138 | 254 | 196 | 177 |
| Lumber, bldg. mats., hardware, farm equip. dealers, total..... | 65 | 51 | 8,628 | 8,408 | 1,174 | 21,468 | 21,062 | 343 | 318 | 45 |
| Farm equipment dealers..... | 7 | 5 | 744 | (D) | 83 | 1,394 | 1,309 | 24 | 22 | 5 |
| Lumber, building materials, supplies, equipment dealers..... | 36 | 30 | 5,646 | 5,582 | 779 | 14,457 | 14,315 | 220 | 207 | 24 |
| Hardware stores..... | 20 | 16 | 2,230 | (D) | 312 | 5,617 | 5,438 | 99 | 89 | 14 |

Standard Notes: (D) Withheld to avoid disclosure. (NA) Not available. n.e.c. Not elsewhere classified. XXX Not applicable. (Z) Less than \$500. ... Represents zero.
¹ Group totals may include data for establishments without payroll which could not be classified by detailed kind of business.

Table 104. RETAIL TRADE: 1954 — COUNTIES WITH 500 ESTABLISHMENTS OR MORE—Continued

Establishments, Sales, Payroll, and Personnel, by Kind of Business

| County and kind of business | Establishments | | Sales | | Payroll, entire year (\$1,000) | Payroll, workweek ended nearest Nov. 15 | | Paid employees, workweek ended nearest Nov. 15 | | Proprietors (unincorporated businesses only) ¹ (Number) |
|---|--------------------------------|--------------------------|---|--|-----------------------------------|---|----------------------------|--|---------------------------|---|
| | Total ¹ (Number) | With payroll (Number) | Total, all establishments ¹ (\$1,000) | Establishments with payroll (\$1,000) | | Total (Dollars) | Full workweek (Dollars) | Total (Number) | Full workweek (Number) | |
| BERKSHIRE COUNTY--Con. | | | | | | | | | | |
| Drug stores, proprietary stores, total | 43 | 41 | 4,183 | (D) | 605 | 10,819 | 8,724 | 278 | 171 | 24 |
| Drug stores | (NA) | 37 | (NA) | (D) | 586 | 10,451 | 8,430 | 271 | 166 | (NA) |
| Proprietary stores | (NA) | 4 | (NA) | 182 | 19 | 368 | 294 | 7 | 5 | (NA) |
| Other retail stores, total | 290 | 184 | 18,182 | (D) | 1,526 | 29,256 | 27,234 | 565 | 471 | 250 |
| Liquor stores | 57 | 39 | 3,708 | 3,360 | 317 | 6,190 | 5,334 | 102 | 75 | 38 |
| Fuel, ice dealers | 62 | 48 | 6,597 | 6,323 | 406 | 9,418 | 9,145 | 174 | 159 | 58 |
| Feed, farm, garden supply stores | 12 | 12 | 2,666 | 2,666 | 152 | 2,667 | 2,523 | 48 | 40 | 5 |
| Jewelry stores | 30 | 18 | 1,119 | 1,009 | 175 | 3,050 | 2,963 | 56 | 51 | 26 |
| Book, stationery stores | 9 | 9 | 548 | 548 | 65 | 1,223 | 1,058 | 34 | 21 | 6 |
| Other retail stores (except second-hand) | 97 | 55 | 3,306 | 2,788 | (D) | (D) | (D) | (D) | (D) | (D) |
| Second-hand stores | 13 | 3 | 194 | (D) | (D) | (D) | (D) | (D) | (D) | (D) |
| Nonstore retailers | 84 | 20 | 3,078 | 2,126 | 378 | 7,614 | 7,572 | 108 | 105 | 84 |
| BRISTOL COUNTY | | | | | | | | | | |
| Retail trade, total | 4,722 | 2,906 | 382,434 | 347,844 | 39,843 | 781,180 | 711,813 | 17,363 | 13,455 | 4,272 |
| Food stores, total | 1,176 | 580 | 101,322 | 88,962 | 6,840 | 133,994 | 118,768 | 2,976 | 2,190 | 1,151 |
| Grocery stores | 630 | 420 | 83,965 | 78,371 | 5,502 | 106,724 | 95,976 | 2,234 | 1,606 | 619 |
| Meat markets, fish (seafood) markets | 73 | 29 | 4,354 | 3,680 | 302 | 6,176 | 5,603 | 189 | 169 | 69 |
| Fruit stores, vegetable markets | 45 | 21 | 1,308 | 1,086 | 109 | 2,347 | 2,127 | 56 | 40 | 39 |
| Candy, nut, confectionery stores | 22 | 16 | 798 | 694 | 95 | 2,263 | 1,906 | 67 | 45 | 17 |
| Bakery products stores | 91 | 63 | 2,825 | 2,539 | 599 | 12,046 | 11,142 | 323 | 253 | 86 |
| Other food stores | 79 | 31 | 3,542 | 2,592 | 233 | 4,440 | 4,014 | 107 | 77 | 71 |
| Eating, drinking places, total | 783 | 637 | 28,536 | 26,710 | 5,660 | 114,871 | 102,709 | 3,319 | 2,513 | 660 |
| Eating places (except refreshment stands) | 432 | 328 | 17,966 | 16,626 | 3,722 | 74,629 | 67,087 | 2,190 | 1,692 | 462 |
| Refreshment stands | 78 | 56 | 1,833 | 1,669 | 199 | 4,874 | 3,441 | 195 | 100 | 81 |
| Drinking places | 273 | 253 | 8,737 | 8,415 | 1,739 | 35,368 | 32,181 | 934 | 721 | 137 |
| General merchandise group, total | 158 | 94 | 26,323 | 25,287 | 4,333 | 83,477 | 67,341 | 2,415 | 1,472 | 130 |
| Department stores | 10 | 10 | 14,706 | 14,706 | 2,790 | 52,583 | 43,496 | 1,248 | 870 | ••• |
| Dry goods, general merchandise stores | 91 | 37 | 2,236 | 1,646 | 167 | 3,103 | 2,687 | 90 | 64 | 86 |
| General stores | 16 | 6 | 847 | 401 | 23 | 554 | 296 | 18 | 8 | 21 |
| Variety stores | 41 | 41 | 8,534 | 8,534 | 1,353 | 27,232 | 20,862 | 1,059 | 530 | 23 |
| Apparel, accessories stores, total | 393 | 303 | 34,613 | 33,239 | 4,664 | 88,650 | 77,685 | 2,233 | 1,620 | 294 |
| Shoe stores | 93 | 65 | 6,142 | 5,578 | 702 | 12,781 | 11,326 | 266 | 196 | 63 |
| Men's, boys' clothing and furnishings stores | (NA) | 67 | (NA) | 7,164 | 851 | 15,308 | 14,120 | 338 | 270 | (NA) |
| Family clothing stores | (NA) | 28 | (NA) | 3,349 | 525 | 9,306 | 8,583 | 218 | 169 | (NA) |
| Women's clothing, specialty stores | 152 | 124 | 16,436 | 16,120 | 2,463 | 48,759 | 41,684 | 1,318 | 940 | 116 |
| Ready-to-wear stores | (NA) | 81 | (NA) | 14,126 | 2,293 | 45,249 | 38,676 | 1,208 | 667 | (NA) |
| Millinery stores | (NA) | 22 | (NA) | 586 | 91 | 1,825 | 1,524 | 61 | 38 | (NA) |
| Other clothing, specialty stores | (NA) | 21 | (NA) | 1,408 | 79 | 1,688 | 1,482 | 48 | 35 | (NA) |
| Other apparel stores | 19 | 19 | 1,028 | 1,028 | 123 | 2,496 | 1,972 | 73 | 45 | 16 |
| Furniture, home furnishings, appliance dealers, total | 231 | 161 | 21,480 | 20,488 | 3,035 | 63,761 | 61,927 | 1,064 | 990 | 200 |
| Furniture, home furnishings stores | 135 | 111 | 15,851 | 15,449 | 2,175 | 46,103 | 44,937 | 776 | 729 | 122 |
| Furniture stores | (NA) | 72 | (NA) | 13,517 | 1,870 | 39,822 | 38,846 | 667 | 629 | (NA) |
| Home furnishings stores, antique stores | (NA) | 39 | (NA) | 1,932 | 305 | 6,281 | 6,091 | 109 | 100 | (NA) |
| Household appliance, radio, TV stores | 96 | 50 | 5,629 | 5,039 | 860 | 17,658 | 16,990 | 288 | 261 | 78 |
| Automotive group, total | 239 | 167 | 59,552 | 56,558 | 5,318 | 103,973 | 102,669 | 1,557 | 1,512 | 190 |
| Passenger car dealers (franchised) | 86 | 82 | 46,475 | 46,127 | 4,395 | 86,603 | 85,249 | 1,248 | 1,220 | 48 |
| Passenger car dealers (nonfranchised) | 93 | 45 | 8,782 | 6,694 | 392 | 7,235 | 6,850 | 129 | 114 | 103 |
| Tire, battery, accessory dealers | 49 | 35 | 3,710 | 3,498 | 457 | 8,735 | 8,570 | 157 | 148 | 32 |
| Other automotive dealers | 11 | 5 | 585 | 239 | 74 | 1,400 | 1,400 | 30 | 30 | 7 |
| Gasoline service stations | 440 | 252 | 20,568 | 15,530 | 997 | 19,839 | 17,985 | 471 | 376 | 472 |
| Lumber, bldg. mats., hardware, farm equip. dealers, total | 200 | 136 | 20,973 | 19,861 | 2,199 | 44,210 | 43,008 | 717 | 663 | 165 |
| Farm equipment dealers | 17 | 9 | 555 | 799 | 95 | 1,781 | 1,781 | 32 | 32 | 16 |
| Lumber, building materials dealers | 63 | 47 | 13,232 | 12,848 | 1,433 | 28,482 | 27,884 | 407 | 385 | 49 |
| Plumbing, paint, electrical stores | 43 | 31 | 2,338 | 1,836 | 302 | 6,398 | 6,254 | 118 | 108 | 32 |
| Hardware stores | 75 | 49 | 4,708 | 4,378 | 369 | 7,549 | 7,089 | 160 | 138 | 66 |
| Drug stores, proprietary stores, total | 143 | 137 | 12,097 | 11,911 | 1,479 | 27,839 | 22,995 | 756 | 466 | 115 |
| Drug stores | (NA) | 121 | (NA) | (D) | 1,418 | 26,851 | 22,192 | 722 | 444 | (NA) |
| Proprietary stores | (NA) | 16 | (NA) | (D) | 61 | 988 | 803 | 34 | 22 | (NA) |
| Other retail stores, total | 742 | 400 | 49,328 | 43,648 | 4,414 | 83,909 | 80,259 | 1,580 | 1,390 | 659 |
| Liquor stores | 115 | 91 | 7,480 | 6,672 | 702 | 12,574 | 11,834 | 235 | 205 | 52 |
| Fuel, ice dealers | 197 | 97 | 18,439 | 16,951 | 1,787 | 35,220 | 34,506 | 547 | 508 | 192 |
| Feed, farm, garden supply stores | 36 | 30 | 10,546 | 10,224 | 634 | 11,334 | 11,188 | 190 | 184 | 26 |
| Jewelry stores | 67 | 45 | 3,425 | 3,059 | 425 | 8,114 | 7,616 | 170 | 139 | 59 |
| Book, stationery stores | 19 | 17 | 1,402 | (D) | 258 | 4,360 | 4,154 | 121 | 108 | 12 |
| Sporting goods, bicycle stores | 38 | 18 | 1,542 | 1,296 | 115 | 2,046 | 1,800 | 46 | 33 | 32 |
| Florists | 60 | 26 | 1,238 | 900 | 144 | 2,782 | 2,576 | 63 | 55 | 70 |
| Cigar stores, stands | 9 | 3 | 379 | (D) | (D) | (D) | (D) | (D) | (D) | (D) |
| News dealers, newsstands | 17 | 9 | 1,099 | 851 | 85 | 1,694 | 1,527 | 55 | 47 | 17 |
| Gift, novelty, souvenir stores | 72 | 10 | 573 | 247 | 19 | 688 | 290 | 20 | 9 | 36 |
| Music stores | 18 | 8 | 478 | 316 | 28 | 612 | 508 | 18 | 13 | 22 |
| Camera, photographic supply stores | 4 | 2 | 179 | (D) | (D) | (D) | (D) | (D) | (D) | (D) |
| Other retail stores (except second-hand) | 45 | 33 | 1,969 | 1,217 | 173 | 3,366 | 3,176 | 85 | 63 | 40 |
| Second-hand stores | 33 | 11 | 513 | 179 | 33 | 554 | 544 | 15 | 14 | 36 |
| Nonstore retailers, total | 217 | 39 | 7,642 | 5,650 | 904 | 16,660 | 16,467 | 275 | 263 | 216 |
| Mail order houses | ••• | ••• | (D) | ••• | ••• | ••• | ••• | ••• | ••• | 2 |
| Direct selling (house-to-house) organizations | 208 | 32 | 6,797 | (D) | 864 | 15,502 | 15,331 | 253 | 243 | 206 |
| Merchandise vending machine operators | 9 | 7 | (D) | (D) | 40 | 1,150 | 1,136 | 22 | 20 | 8 |

Standard Notes: (D) Withheld to avoid disclosure. (NA) Not available. n.e.c. Not elsewhere classified. XXX Not applicable. (Z) Less than \$500. Represents zero.

¹ Group totals may include data for establishments without payroll which could not be classified by detailed kind of business.

Table 104. RETAIL TRADE: 1954 — COUNTIES WITH 500 ESTABLISHMENTS OR MORE—Continued

Establishments, Sales, Payroll, and Personnel, by Kind of Business

| County and kind of business | Establishments | | Sales | | Payroll, entire year (\$1,000) | Payroll, workweek ended nearest Nov. 15 | | Paid employees, workweek ended nearest Nov. 15 | | Proprietors (unincorporated businesses only) ¹ (Number) |
|--|-----------------------------|-----------------------|--|---------------------------------------|--------------------------------|---|-------------------------|--|------------------------|--|
| | Total ¹ (Number) | With payroll (Number) | Total, all establishments ¹ (\$1,000) | Establishments with payroll (\$1,000) | | Total (Dollars) | Full workweek (Dollars) | Total (Number) | Full workweek (Number) | |
| | | | | | | | | | | |
| ESSEX COUNTY | | | | | | | | | | |
| Retail trade, total..... | 6,354 | 4,269 | 541,994 | 502,700 | 61,736 | 1,195,937 | 1,066,336 | 26,662 | 19,571 | 5,317 |
| Food stores, total..... | 1,590 | 858 | 146,886 | 130,668 | 10,194 | 197,862 | 166,951 | 4,498 | 2,985 | 1,537 |
| Grocery stores..... | 872 | 554 | 120,851 | 113,111 | 7,800 | 148,708 | 124,470 | 3,242 | 2,107 | 795 |
| Meat markets, fish (seafood) markets..... | 122 | 76 | 6,568 | 5,480 | 539 | 10,494 | 9,809 | 242 | 196 | 120 |
| Fruit stores, vegetable markets..... | 81 | 27 | 2,952 | 1,850 | 126 | 2,400 | 2,006 | 62 | 40 | 104 |
| Candy, nut, confectionery stores..... | 50 | 30 | 1,765 | 1,489 | 319 | 6,098 | 4,606 | 193 | 119 | 39 |
| Bakery products stores..... | 143 | 107 | 4,838 | 4,214 | 1,016 | 22,089 | 19,492 | 559 | 402 | 141 |
| Other food stores..... | 100 | 64 | 5,128 | 4,524 | 394 | 8,073 | 6,476 | 180 | 121 | 96 |
| Eating, drinking places, total..... | 1,052 | 928 | 45,808 | 44,034 | 9,997 | 207,310 | 181,294 | 5,837 | 4,126 | 776 |
| Eating places (except refreshment stands)..... | 569 | 467 | 29,844 | 28,424 | 6,745 | 135,290 | 119,039 | 4,050 | 2,888 | 553 |
| Refreshment stands..... | 131 | 117 | 3,386 | 3,224 | 469 | 9,588 | 7,434 | 314 | 176 | 119 |
| Drinking places..... | 350 | 344 | 12,572 | 12,386 | 2,783 | 62,432 | 54,821 | 1,473 | 1,062 | 102 |
| General merchandise group, total..... | 214 | 154 | 39,654 | 39,058 | 6,254 | 123,830 | 96,319 | 3,706 | 2,192 | 153 |
| Department stores..... | 18 | 18 | 19,591 | 19,591 | 3,279 | 66,135 | 51,719 | 1,742 | 1,122 | 55 |
| Dry goods, general merchandise stores..... | 108 | 52 | 7,884 | (D) | 1,054 | 20,759 | 17,011 | 649 | 382 | 95 |
| General stores..... | 6 | 4 | 288 | (D) | 10 | 332 | 152 | 9 | 4 | 7 |
| Variety stores..... | 80 | 80 | 12,005 | 12,005 | 1,911 | 36,604 | 27,437 | 1,306 | 684 | 49 |
| Apparel, accessories stores, total..... | 553 | 443 | 42,266 | 40,606 | 5,599 | 104,024 | 91,824 | 2,466 | 1,788 | 377 |
| Shoe stores..... | 134 | 106 | 8,221 | 7,695 | 943 | 16,952 | 15,152 | 339 | 241 | 68 |
| Men's, boys' clothing and furnishings stores..... | (NA) | 95 | (NA) | 10,065 | 1,328 | 24,480 | 21,577 | 484 | 342 | (NA) |
| Family clothing stores..... | (NA) | 29 | (NA) | 5,263 | 758 | 15,676 | 13,848 | 359 | 293 | (NA) |
| Women's clothing, specialty stores..... | 210 | 176 | 16,100 | 15,700 | 2,297 | 41,194 | 36,196 | 1,148 | 823 | 166 |
| Ready-to-wear stores..... | (NA) | 114 | (NA) | 14,008 | 2,067 | 36,355 | 32,208 | 1,001 | 727 | (NA) |
| Millinery stores..... | (NA) | 29 | (NA) | 655 | 111 | 2,524 | 2,054 | 75 | 54 | (NA) |
| Other clothing, specialty stores..... | (NA) | 33 | (NA) | 1,037 | 119 | 2,315 | 1,934 | 72 | 42 | (NA) |
| Other apparel stores..... | 57 | 37 | 2,205 | 1,883 | 273 | 5,722 | 5,051 | 137 | 99 | 52 |
| Furniture, home furnishings, appliance dealers, total..... | 322 | 220 | 24,455 | 22,667 | 3,672 | 69,021 | 66,214 | 1,193 | 1,049 | 245 |
| Furniture, home furnishings stores..... | 206 | 138 | 15,833 | 14,195 | 2,361 | 43,439 | 41,761 | 734 | 650 | 157 |
| Furniture stores..... | (NA) | 89 | (NA) | 11,485 | 1,922 | 34,557 | 33,333 | 565 | 506 | (NA) |
| Home furnishings stores, antique stores..... | (NA) | 49 | (NA) | 2,710 | 439 | 8,882 | 8,422 | 169 | 144 | (NA) |
| Household appliance, radio, TV stores..... | 114 | 82 | 9,112 | 8,472 | 1,311 | 25,582 | 24,453 | 459 | 399 | 86 |
| Automotive group, total..... | 236 | 184 | 78,886 | 77,100 | 7,688 | 143,963 | 141,887 | 2,191 | 2,072 | 166 |
| Passenger car dealers (franchised)..... | 114 | 110 | 69,971 | 69,879 | 6,846 | 128,592 | 126,974 | 1,930 | 1,836 | 56 |
| Passenger car dealers (nonfranchised)..... | 58 | 33 | 3,694 | 2,906 | 241 | 4,394 | 4,258 | 76 | 69 | 47 |
| Tire, battery, accessory dealers..... | 2 | 3 | 4,171 | 3,633 | 540 | 10,013 | 9,728 | 174 | 156 | 40 |
| Other automotive dealers..... | 15 | 38 | 750 | 682 | 61 | 964 | 927 | 11 | 11 | 23 |
| Gasoline service stations..... | 574 | 384 | 31,833 | 28,103 | 2,361 | 45,171 | 39,625 | 1,018 | 738 | 551 |
| Lumber, bldg. mats., hardware, farm equip. dealers, total..... | 274 | 170 | 31,654 | 30,438 | 4,045 | 75,904 | 73,246 | 1,269 | 1,143 | 167 |
| Farm equipment dealers..... | 8 | 6 | 1,134 | (D) | 112 | 1,939 | 1,939 | 35 | 35 | 7 |
| Lumber, building materials dealers..... | 73 | 55 | 16,229 | 15,905 | 1,950 | 36,577 | 35,107 | 566 | 512 | 47 |
| Plumbing, paint, electrical stores..... | 67 | 46 | 4,272 | (D) | 625 | 12,156 | 11,889 | 195 | 180 | 45 |
| Hardware stores..... | 91 | 68 | 9,119 | 9,349 | 1,358 | 25,232 | 24,311 | 473 | 416 | 68 |
| Drug stores, proprietary stores, total..... | 212 | 208 | 18,464 | 18,388 | 2,400 | 45,476 | 37,010 | 1,216 | 739 | 142 |
| Drug stores..... | (NA) | 193 | (NA) | 17,609 | 2,319 | 43,911 | 35,824 | 1,167 | 710 | (NA) |
| Proprietary stores..... | (NA) | 15 | (NA) | 779 | 81 | 1,565 | 1,186 | 49 | 29 | (NA) |
| Other retail stores, total..... | 1,064 | 648 | 66,756 | 58,940 | 7,162 | 139,439 | 129,021 | 2,675 | 2,187 | 869 |
| Liquor stores..... | 147 | 141 | 14,048 | 14,802 | 1,588 | 28,987 | 26,181 | 497 | 379 | 25 |
| Fuel, ice dealers..... | 312 | 156 | 28,037 | 23,699 | 2,766 | 56,015 | 53,286 | 883 | 798 | 289 |
| Feed, farm, garden supply stores..... | 25 | 17 | 3,997 | 3,799 | 228 | 4,480 | 4,389 | 98 | 89 | 17 |
| Jewelry stores..... | 82 | 62 | 4,698 | 4,474 | 762 | 15,791 | 15,222 | 335 | 305 | 58 |
| Book, stationery stores..... | 43 | 33 | 1,220 | 1,704 | 285 | 5,372 | 5,035 | 133 | 105 | 34 |
| Sporting goods, bicycle stores..... | 76 | 22 | 1,673 | 1,539 | 166 | 2,809 | 2,536 | 68 | 51 | 33 |
| Florists..... | 85 | 47 | 2,883 | 2,127 | 503 | 9,169 | 7,850 | 204 | 145 | 89 |
| Cigar stores, stands..... | 29 | 15 | 1,164 | 810 | 73 | 1,520 | 1,331 | 42 | 27 | 26 |
| News dealers, newsstands..... | 27 | 21 | 1,193 | 1,909 | 177 | 3,589 | 2,623 | 129 | 76 | 21 |
| Gift, novelty, souvenir stores..... | 71 | 37 | 1,167 | 831 | 82 | 1,382 | 1,078 | 45 | 28 | 68 |
| Music stores..... | 17 | 7 | 442 | 324 | 46 | 746 | 654 | 23 | 16 | 14 |
| Camera, photographic supply stores..... | 15 | 11 | 576 | 518 | 40 | 1,246 | 1,205 | 21 | 18 | 7 |
| Other retail stores (except second-hand)..... | 73 | 61 | 2,424 | 2,234 | 358 | 6,974 | 6,448 | 154 | 121 | 72 |
| Second-hand stores..... | 38 | 18 | 466 | 270 | 68 | 1,350 | 1,181 | 43 | 29 | 34 |
| Nonstore retailers, total..... | 343 | 71 | 15,732 | 12,698 | 2,364 | 43,937 | 42,945 | 593 | 552 | 334 |
| Mail order houses..... | 4 | 2 | (D) | (D) | (D) | (D) | (D) | (D) | (D) | (D) |
| Direct selling (house-to-house) organizations..... | 318 | 60 | 13,730 | 10,806 | 2,066 | 37,987 | 37,170 | 512 | 479 | 315 |
| Merchandise vending machine operators..... | 21 | 9 | (D) | (D) | (D) | (D) | (D) | (D) | (D) | (D) |
| FRANKLIN COUNTY | | | | | | | | | | |
| Retail trade, total..... | 606 | 454 | 54,557 | 50,133 | 5,609 | 108,512 | 99,636 | 2,298 | 1,851 | 607 |
| Food stores, total..... | 112 | 72 | 12,612 | 11,616 | 748 | 15,121 | 13,266 | 326 | 239 | 108 |
| Grocery stores..... | 86 | 58 | 11,993 | 11,233 | 709 | 14,109 | 12,301 | 296 | 212 | 81 |
| Meat markets, fish (seafood) markets..... | 3 | 1 | 73 | (D) | (D) | (D) | (D) | (D) | (D) | (D) |
| Fruit stores, vegetable markets..... | 5 | 1 | 181 | (D) | (D) | (D) | (D) | (D) | (D) | (D) |
| Candy, nut, confectionery stores..... | 4 | 2 | 101 | (D) | (D) | (D) | (D) | (D) | (D) | (D) |
| Other food stores..... | 14 | 10 | 264 | 240 | 30 | 705 | 690 | 21 | 20 | 12 |
| Eating, drinking places, total..... | 95 | 81 | 3,251 | 3,029 | 619 | 12,884 | 11,385 | 400 | 307 | 81 |
| Eating places..... | 68 | 54 | 2,564 | 2,342 | 406 | 10,046 | 8,932 | 331 | 257 | 63 |
| Drinking places..... | 27 | 27 | 687 | 687 | 123 | 2,838 | 2,453 | 69 | 50 | 18 |
| General merchandise group, total..... | 31 | 21 | 3,732 | 3,540 | 617 | 10,231 | 9,011 | 311 | 227 | 24 |
| General merchandise group (except variety)..... | 25 | 15 | 3,047 | 2,855 | 493 | 7,889 | 7,212 | 224 | 182 | 22 |
| Variety stores..... | 6 | 6 | 685 | 685 | 124 | 2,342 | 1,799 | 87 | 45 | 2 |

Standard Notes: (D) Withheld to avoid disclosure. (NA) Not available. n.e.c. Not elsewhere classified. XXX Not applicable. (Z) Less than \$500. ... Represents zero.
¹ Group totals may include data for establishments without payroll which could not be classified by detailed kind of business.

Table 104. RETAIL TRADE: 1954 — COUNTIES WITH 500 ESTABLISHMENTS OR MORE—Continued

Establishments, Sales, Payroll, and Personnel, by Kind of Business

| County and kind of business | Establishments | | Sales | | Payroll, entire year (\$1,000) | Payroll, workweek ended nearest Nov. 15 | | Paid employees, workweek ended nearest Nov. 15 | | Proprietors (unincorporated businesses only) ¹ (Number) |
|--|--------------------------------|--------------------------|---|--|-----------------------------------|---|----------------------------|--|---------------------------|---|
| | Total ¹ (Number) | With payroll (Number) | Total, all establishments ¹ (\$1,000) | Establishments with payroll (\$1,000) | | Total (Dollars) | Full workweek (Dollars) | Total (Number) | Full workweek (Number) | |
| FRANKLIN COUNTY--Con. | | | | | | | | | | |
| Apparel, accessories stores, total..... | 57 | 41 | 2,846 | 2,552 | 351 | 6,938 | 5,873 | 162 | 118 | 41 |
| Shoe stores..... | 13 | 9 | 543 | 487 | 65 | 1,061 | 948 | 22 | 16 | 8 |
| Men's, boys' clothing and furnishings stores..... | (NA) | 7 | (NA) | 445 | 65 | 1,265 | 1,128 | 21 | 18 | (NA) |
| Family clothing stores..... | (NA) | 5 | (NA) | 526 | 112 | 2,184 | 1,802 | 47 | 37 | (NA) |
| Women's clothing, specialty stores..... | 21 | 19 | 1,093 | (D) | (D) | (D) | (D) | (D) | (D) | (D) |
| Ready-to-wear stores..... | (NA) | 10 | (NA) | 789 | 78 | 1,749 | 1,472 | 48 | 33 | (NA) |
| Other clothing, specialty stores..... | (NA) | 9 | (NA) | 272 | 30 | 642 | 486 | 23 | 13 | (NA) |
| Other apparel stores..... | 3 | 1 | 43 | (D) | (D) | (D) | (D) | (D) | (D) | (D) |
| Furniture, home furnishings, appliance dealers, total..... | 40 | 28 | 3,808 | 3,646 | 497 | 10,492 | 10,170 | 185 | 168 | 37 |
| Furniture, home furnishings stores, antique stores..... | 21 | 13 | 1,069 | 961 | 129 | 2,644 | 2,586 | 48 | 44 | 22 |
| Household appliance, radio, TV stores..... | 19 | 15 | 2,739 | 2,685 | 368 | 7,848 | 7,584 | 137 | 124 | 15 |
| Automotive group..... | 42 | 30 | 9,555 | 9,411 | 1,007 | 19,023 | 18,554 | 288 | 272 | 27 |
| Gasoline service stations..... | 93 | 51 | 3,600 | 2,560 | 175 | 3,536 | 2,988 | 83 | 57 | 96 |
| Lumber, bldg. mats., hardware, farm equip. dealers, total..... | 41 | 27 | 3,152 | 2,852 | 364 | 7,107 | 6,805 | 109 | 101 | 34 |
| Farm equipment dealers..... | 6 | 2 | 245 | (D) | (D) | (D) | (D) | (D) | (D) | (D) |
| Lumber, building materials, supplies, equipment dealers..... | 24 | 14 | 2,266 | (D) | (D) | (D) | (D) | (D) | (D) | (D) |
| Hardware stores..... | 11 | 11 | 41 | 641 | 95 | 1,633 | 1,581 | 29 | 25 | 6 |
| Drug stores, proprietary stores, total..... | 21 | 19 | (D) | (D) | 175 | 3,477 | 2,987 | 88 | 64 | 20 |
| Drug stores..... | (NA) | 15 | (NA) | (D) | 158 | 3,153 | 2,733 | 77 | 57 | (NA) |
| Proprietary stores..... | (NA) | 4 | (NA) | 179 | 17 | 324 | 254 | 11 | 7 | (NA) |
| Other retail stores, total..... | 140 | 82 | 9,609 | 8,731 | (D) | (D) | (D) | (D) | (D) | (D) |
| Liquor stores..... | 74 | 18 | 1,657 | 1,321 | 134 | 2,467 | 2,337 | 48 | 44 | 24 |
| Fuel, ice dealers..... | 24 | 20 | 3,527 | 3,479 | 328 | 6,964 | 6,689 | 108 | 96 | 23 |
| Feed, farm, garden supply stores..... | 11 | 9 | 2,409 | (D) | 156 | 2,812 | 2,659 | 48 | 44 | 3 |
| Jewelry stores..... | 13 | 7 | 335 | 273 | 49 | 878 | 833 | 17 | 16 | 11 |
| Book, stationery stores..... | 3 | 3 | 361 | 301 | 50 | 966 | 678 | 29 | 16 | 2 |
| Other retail stores (except second-hand)..... | 46 | 24 | 1,318 | 964 | 127 | 2,062 | 1,841 | 55 | 41 | 44 |
| Second-hand stores..... | 5 | 1 | 48 | (D) | (D) | (D) | (D) | (D) | (D) | (D) |
| Nonstore retailers..... | 24 | 2 | (D) | (D) | (D) | (D) | (D) | (D) | (D) | (D) |
| HAMPDEN COUNTY | | | | | | | | | | |
| Retail trade, total..... | 4,261 | 2,847 | 472,230 | 443,636 | 56,466 | 1,094,105 | 991,991 | 23,010 | 17,566 | 3,482 |
| Food stores, total..... | 935 | 507 | 105,722 | 94,770 | 7,018 | 136,075 | 114,817 | 3,069 | 2,010 | 938 |
| Grocery stores..... | 556 | 338 | 90,030 | 83,384 | 5,668 | 109,909 | 92,483 | 2,402 | 1,569 | 543 |
| Meat markets, fish (seafood) markets..... | 41 | 21 | 4,146 | 3,546 | 349 | 6,842 | 5,996 | 169 | 119 | 36 |
| Fruit stores, vegetable markets..... | 58 | 18 | (D) | (D) | (D) | (D) | (D) | (D) | (D) | (D) |
| Candy, nut, confectionery stores..... | 66 | 26 | 2,517 | 1,265 | 123 | 2,376 | 2,030 | 69 | 46 | 75 |
| Bakery products stores..... | 87 | 67 | (D) | (D) | (D) | (D) | (D) | (D) | (D) | (D) |
| Other food stores..... | 67 | 37 | 3,332 | 2,914 | 224 | 4,390 | 3,580 | 97 | 58 | 67 |
| Eating, drinking places, total..... | 750 | 640 | 32,546 | 30,724 | 7,399 | 151,117 | 133,557 | 4,006 | 2,945 | 515 |
| Eating places (except refreshment stands)..... | 404 | 316 | 19,425 | 18,001 | 4,558 | 92,312 | 81,267 | 2,592 | 1,891 | 364 |
| Refreshment stands..... | 81 | 63 | 2,552 | (D) | 262 | 5,576 | 4,186 | 192 | 113 | 97 |
| Drinking places..... | 263 | 261 | 10,753 | (D) | 2,579 | 53,229 | 48,104 | 1,222 | 941 | 52 |
| General merchandise group, total..... | 136 | 100 | 58,030 | 57,350 | 9,297 | 190,002 | 168,979 | 5,303 | 4,021 | 101 |
| Department stores..... | 8 | 8 | (D) | (D) | (D) | (D) | (D) | (D) | (D) | (D) |
| Dry goods, general merchandise stores..... | 59 | 35 | (D) | 13,459 | 2,113 | 44,374 | 39,422 | 1,157 | 897 | 50 |
| General stores..... | 13 | 5 | (D) | (D) | (D) | (D) | (D) | (D) | (D) | (D) |
| Variety stores..... | 54 | 52 | 9,496 | 9,490 | 1,489 | 29,999 | 22,907 | 1,018 | 559 | 38 |
| Apparel, accessories stores, total..... | 349 | 293 | 34,245 | 33,319 | 5,168 | 96,630 | 86,409 | 2,030 | 1,497 | 208 |
| Shoe stores..... | 69 | 57 | 6,228 | 5,914 | 925 | 15,856 | 14,406 | 307 | 227 | 27 |
| Men's, boys' clothing and furnishings stores..... | (NA) | 63 | (NA) | 8,488 | 1,393 | 24,734 | 22,840 | 438 | 337 | (NA) |
| Family clothing stores..... | (NA) | 19 | (NA) | 3,173 | 426 | 7,424 | 6,669 | 163 | 122 | (NA) |
| Women's clothing, specialty stores..... | 132 | 118 | 12,194 | 12,194 | 1,836 | 36,721 | 32,789 | 898 | 654 | 80 |
| Ready-to-wear stores..... | (NA) | 70 | (NA) | 10,292 | 1,532 | 30,824 | 27,525 | 736 | 534 | (NA) |
| Millinery stores..... | (NA) | 24 | (NA) | (D) | 191 | 3,741 | 3,308 | 101 | 74 | (NA) |
| Other clothing, specialty stores..... | (NA) | 24 | (NA) | (D) | 113 | 2,156 | 1,956 | 61 | 46 | (NA) |
| Other apparel stores..... | 50 | 36 | 3,718 | 3,550 | 588 | 11,895 | 9,705 | 224 | 157 | 41 |
| Furniture, home furnishings, appliance dealers, total..... | 275 | 195 | 24,004 | 22,544 | 3,702 | 69,510 | 66,655 | 1,086 | 954 | 214 |
| Furniture, home furnishings stores..... | 149 | 123 | 15,817 | 15,409 | 2,656 | 50,854 | 48,656 | 770 | 672 | 102 |
| Furniture stores..... | (NA) | 68 | (NA) | 11,436 | 1,917 | 36,030 | 34,579 | 517 | 451 | (NA) |
| Home furnishings stores, antique stores..... | (NA) | 55 | (NA) | 3,973 | 739 | 14,824 | 14,077 | 253 | 221 | (NA) |
| Household appliance, radio, TV stores..... | 126 | 72 | 8,187 | 7,135 | 1,046 | 18,656 | 17,999 | 316 | 282 | 112 |
| Automotive group, total..... | 169 | 133 | 73,695 | 72,955 | 7,138 | 127,373 | 123,926 | 1,728 | 1,611 | 86 |
| Passenger car dealers (franchised)..... | 80 | 76 | 63,324 | 63,164 | 6,065 | 107,173 | 105,183 | 1,425 | 1,363 | 26 |
| Passenger car dealers (nonfranchised)..... | 46 | 24 | 5,597 | (D) | 390 | 6,735 | 6,366 | 78 | 68 | 34 |
| Tire, battery, accessory dealers..... | 37 | 29 | 4,026 | (D) | 616 | 12,321 | 11,442 | 203 | 166 | 23 |
| Other automotive dealers..... | 6 | 4 | 748 | (D) | 67 | 1,144 | 935 | 22 | 14 | 3 |
| Gasoline service stations..... | 360 | 240 | 20,652 | 17,440 | 1,396 | 27,829 | 23,000 | 649 | 418 | 394 |
| Lumber, bldg. mats., hardware, farm equip. dealers, total..... | 217 | 163 | 39,199 | 38,187 | 4,948 | 94,745 | 87,591 | 1,628 | 1,242 | 140 |
| Farm equipment dealers..... | 7 | 7 | 1,287 | 1,287 | 154 | 2,703 | 2,703 | 38 | 38 | 4 |
| Lumber, building materials dealers..... | 79 | 57 | (D) | 21,599 | 2,485 | 44,372 | 42,105 | 607 | 557 | 59 |
| Plumbing, paint, electrical stores..... | 60 | 38 | (D) | 3,408 | 489 | 9,329 | 9,099 | 162 | 150 | 44 |
| Hardware stores..... | 69 | 61 | 12,007 | 11,893 | 1,820 | 38,341 | 33,684 | 807 | 497 | 31 |
| Drug stores, proprietary stores, total..... | 167 | 163 | 15,807 | 15,679 | 1,932 | 38,207 | 31,957 | 859 | 541 | 125 |
| Drug stores..... | (NA) | 157 | (NA) | (D) | 1,901 | 37,608 | 31,402 | 844 | 530 | (NA) |
| Proprietary stores..... | (NA) | 6 | (NA) | (D) | 31 | 599 | 555 | 15 | 11 | (NA) |

Standard Notes: (D) Withheld to avoid disclosure. (NA) Not available. n.e.c. Not elsewhere classified. XXX Not applicable. (Z) Less than \$500. ... Represents zero.

¹ Group totals may include data for establishments without payroll which could not be classified by detailed kind of business.

Table 104. RETAIL TRADE: 1954 — COUNTIES WITH 500 ESTABLISHMENTS OR MORE—Continued

Establishments, Sales, Payroll, and Personnel, by Kind of Business

| County and kind of business | Establishments | | Sales | | Payroll, entire year (\$1,000) | Payroll, workweek ended nearest Nov. 15 | | Paid employees, workweek ended nearest Nov. 15 | | Proprietors (unincorporated businesses only) ¹ (Number) |
|---|--------------------------------|--------------------------|---|--|-----------------------------------|---|----------------------------|--|---------------------------|---|
| | Total ¹ (Number) | With payroll (Number) | Total, all establishments ¹ (\$1,000) | Establishments with payroll (\$1,000) | | Total (Dollars) | Full workweek (Dollars) | Total (Number) | Full workweek (Number) | |
| HAMPDEN COUNTY -- Con. | | | | | | | | | | |
| Other retail stores, total | 619 | 361 | 54,388 | 49,850 | 6,060 | 117,642 | 110,847 | 1,952 | 1,665 | 468 |
| Liquor stores | 81 | 77 | 10,795 | 10,611 | 1,220 | 23,047 | 20,057 | 375 | 252 | 10 |
| Fuel, ice dealers | 130 | 74 | 23,120 | 21,296 | 2,296 | 45,246 | 44,094 | 627 | 591 | 102 |
| Feed, farm, garden supply stores | 28 | 24 | 5,577 | 5,547 | 338 | 7,042 | 6,844 | 114 | 107 | 14 |
| Jewelry stores | 58 | 42 | 4,217 | 3,945 | 694 | 12,846 | 12,163 | 230 | 190 | 34 |
| Book, stationery stores | 14 | 12 | 2,179 | (D) | 426 | 8,380 | 8,150 | 159 | 147 | 10 |
| Sporting goods, bicycle stores | 32 | 16 | 1,357 | 1,033 | 97 | 1,590 | 1,390 | 36 | 28 | 31 |
| Florists | 61 | 29 | 1,559 | (D) | 237 | 4,435 | 3,790 | 105 | 81 | 57 |
| Cigar stores, stands | 8 | 6 | (D) | (D) | (D) | (D) | (D) | (D) | (D) | 8 |
| News dealers, newsstands | 26 | 10 | 877 | 563 | 33 | 618 | 618 | 15 | 15 | 24 |
| Gift, novelty, souvenir stores | 36 | 10 | (D) | 330 | 49 | 916 | 758 | 27 | 16 | 38 |
| Music stores | 18 | 10 | (D) | (D) | (D) | (D) | (D) | (D) | (D) | 16 |
| Camera, photographic supply stores | 5 | 5 | 594 | 594 | 72 | 1,400 | 1,374 | 21 | 19 | 4 |
| Other retail stores (except second-hand) | 44 | 38 | 1,810 | 1,760 | 377 | 7,736 | 7,363 | 123 | 108 | 32 |
| Second-hand stores | 18 | 8 | (D) | 328 | 180 | 3,703 | 3,625 | 101 | 98 | 16 |
| Nonstore retailers, total | 284 | 52 | 13,942 | 10,818 | 2,408 | 44,975 | 44,253 | 700 | 662 | 293 |
| Mail order houses | 6 | 4 | (D) | (D) | (D) | (D) | (D) | (D) | (D) | (D) |
| Direct selling (house-to-house) organizations | 258 | 36 | 8,993 | 5,567 | 1,503 | 28,480 | 28,259 | 393 | 380 | 277 |
| Merchandise vending machine operators | 20 | 12 | (D) | (D) | (D) | (D) | (D) | (D) | (D) | (D) |
| HAMPSHIRE COUNTY | | | | | | | | | | |
| Retail trade, total | 941 | 611 | 79,380 | 72,286 | 7,886 | 148,531 | 133,230 | 3,313 | 2,466 | 837 |
| Food stores, total | 177 | 93 | 19,454 | 17,066 | 1,156 | 22,490 | 19,002 | 488 | 330 | 175 |
| Grocery stores | 120 | 72 | 17,267 | 15,599 | 1,019 | 19,478 | 16,321 | 414 | 273 | 114 |
| Meat markets, fish (seafood) markets | 9 | 1 | 464 | (D) | (D) | (D) | (D) | (D) | (D) | (D) |
| Fruit stores, vegetable markets | 9 | 3 | 666 | (D) | (D) | (D) | (D) | (D) | (D) | (D) |
| Candy, nut, confectionery stores | 9 | 5 | 144 | 98 | 10 | 177 | 131 | 8 | 6 | 9 |
| Other food stores | 24 | 12 | 861 | 635 | 97 | 2,198 | 2,069 | 50 | 42 | 26 |
| Eating, drinking places, total | 162 | 128 | 5,661 | 5,273 | 1,081 | 24,473 | 21,130 | 680 | 468 | 151 |
| Eating places | 111 | 77 | 4,184 | 3,796 | 820 | 18,828 | 16,661 | 533 | 379 | 121 |
| Drinking places | 51 | 51 | 1,477 | 1,477 | 261 | 5,645 | 4,469 | 147 | 89 | 30 |
| General merchandise group, total | 43 | 29 | 6,443 | 6,151 | 956 | 15,473 | 13,465 | 518 | 376 | 26 |
| General merchandise group (except variety) | 31 | 17 | 4,689 | 4,397 | 676 | 10,177 | 9,262 | 331 | 269 | 24 |
| Variety stores | 12 | 12 | 1,754 | 1,754 | 280 | 5,296 | 4,203 | 187 | 107 | 2 |
| Apparel, accessories stores, total | 66 | 56 | 5,053 | 4,891 | 571 | 10,673 | 9,220 | 263 | 180 | 49 |
| Shoe stores | 11 | 9 | 698 | (D) | 79 | 1,458 | 1,143 | 32 | 16 | 4 |
| Men's, boys' clothing and furnishings stores | (NA) | 14 | (NA) | 1,081 | 117 | 2,059 | 1,810 | 47 | 35 | (NA) |
| Family clothing stores | (NA) | 5 | (NA) | 208 | 20 | 407 | 364 | 12 | 8 | (NA) |
| Women's clothing, specialty stores | 26 | 24 | 2,801 | (D) | 340 | 6,417 | 5,628 | 161 | 114 | 21 |
| Ready-to-wear stores | (NA) | 20 | (NA) | 2,627 | 323 | 6,172 | 5,418 | 153 | 108 | (NA) |
| Other clothing, specialty stores | (NA) | 4 | (NA) | 150 | 17 | 245 | 210 | 8 | 6 | (NA) |
| Other apparel stores | 6 | 4 | 181 | (D) | 15 | 332 | 275 | 11 | 7 | 6 |
| Furniture, home furnishings, appliance dealers, total | 72 | 40 | 3,578 | 3,004 | 413 | 7,880 | 6,827 | 147 | 114 | 66 |
| Furniture, home furnishings stores, antique stores | 35 | 23 | 2,202 | 1,982 | 297 | 5,528 | 4,902 | 105 | 83 | 23 |
| Household appliance, radio, TV stores | 37 | 17 | 1,376 | 1,022 | 116 | 2,352 | 1,925 | 42 | 31 | 43 |
| Automotive group | 54 | 44 | 15,139 | 14,551 | 1,442 | 25,092 | 24,873 | 369 | 356 | 38 |
| Gasoline service stations | 93 | 53 | 4,469 | 3,443 | 255 | 5,279 | 4,499 | 138 | 87 | 93 |
| Lumber, bldg. mats., hardware, farm equip. dealers, total | 44 | 32 | 4,872 | 4,538 | 608 | 11,386 | 11,036 | 171 | 155 | 30 |
| Farm equipment dealers | 4 | 2 | (D) | (D) | (D) | (D) | (D) | (D) | (D) | (D) |
| Lumber, building materials, supplies, equipment dealers | 22 | 16 | 2,531 | 2,259 | 290 | 5,793 | 5,705 | 76 | 71 | 15 |
| Hardware stores | 16 | 14 | (D) | (D) | (D) | (D) | (D) | (D) | (D) | (D) |
| Drug stores, proprietary stores, total | 33 | 33 | 2,599 | 2,599 | 279 | 5,376 | 4,286 | 144 | 87 | 32 |
| Drug stores | 30 | 30 | 2,463 | 2,463 | 268 | 5,131 | 4,074 | 137 | 82 | 29 |
| Proprietary stores | 3 | 3 | 136 | 136 | 11 | 245 | 212 | 7 | 5 | 3 |
| Other retail stores, total | 166 | 100 | 11,695 | (D) | (D) | (D) | (D) | (D) | (D) | (D) |
| Liquor stores | 25 | 15 | 2,087 | 1,617 | 166 | 2,865 | 2,426 | 46 | 28 | 20 |
| Fuel, ice dealers | 42 | 24 | 5,764 | 3,590 | 282 | 5,648 | 5,565 | 91 | 87 | 38 |
| Feed, farm, garden supply stores | 11 | 9 | 2,633 | (D) | 158 | 2,873 | 2,650 | 47 | 41 | 5 |
| Jewelry stores | 16 | 12 | 480 | 446 | 49 | 948 | 857 | 24 | 19 | 15 |
| Book, stationery stores | 7 | 7 | 535 | 535 | 73 | 1,237 | 1,079 | 31 | 23 | 3 |
| Other retail stores (except second-hand) | 48 | 32 | (D) | 1,863 | 389 | 6,746 | 6,223 | 154 | 113 | 43 |
| Second-hand stores | 1 | 1 | (D) | (D) | (D) | (D) | (D) | (D) | (D) | (D) |
| Nonstore retailers | 31 | 3 | 417 | (D) | (D) | (D) | (D) | (D) | (D) | (D) |
| MIDDLESEX COUNTY | | | | | | | | | | |
| Retail trade, total | 9,926 | 6,758 | 1,114,668 | 1,050,440 | 120,895 | 2,335,584 | 2,102,766 | 49,056 | 36,269 | 7,837 |
| Food stores, total | 2,440 | 1,372 | 293,526 | 266,772 | 20,030 | 384,830 | 321,566 | 8,702 | 5,507 | 2,285 |
| Grocery stores | 1,340 | 884 | 246,231 | 232,329 | 15,854 | 299,291 | 246,844 | 6,514 | 4,057 | 1,212 |
| Meat markets, fish (seafood) markets | 168 | 102 | 15,010 | 13,668 | 1,212 | 21,985 | 19,001 | 443 | 295 | 159 |
| Fruit stores, vegetable markets | 118 | 54 | 5,375 | 4,105 | 337 | 6,122 | 5,019 | 309 | 97 | 146 |
| Candy, nut, confectionery stores | 77 | 45 | 1,618 | 1,260 | 205 | 5,124 | 4,342 | 160 | 111 | 56 |
| Bakery products stores | 236 | 176 | 8,750 | 7,806 | 1,746 | 39,816 | 35,464 | 962 | 724 | 198 |
| Other food stores | 167 | 111 | 9,198 | 7,604 | 676 | 12,492 | 10,896 | 314 | 223 | 126 |
| Eating, drinking places, total | 1,380 | 1,228 | 73,443 | 71,113 | 16,709 | 338,844 | 301,667 | 9,340 | 6,797 | 866 |
| Eating places (except refreshment stands) | 776 | 656 | 49,411 | 47,467 | 11,703 | 238,598 | 211,426 | 6,805 | 4,888 | 637 |
| Refreshment stands | 159 | 135 | 5,512 | 5,282 | 912 | 18,469 | 15,725 | 552 | 360 | 128 |
| Drinking places | 441 | 437 | 18,498 | 18,364 | 4,094 | 81,777 | 74,516 | 1,983 | 1,549 | 97 |

Standard Notes: (D) Withheld to avoid disclosure. (NA) Not available. n.e.c. Not elsewhere classified. XXX Not applicable. (Z) Less than \$500. ... Represents zero.
¹ Group totals may include data for establishments without payroll which could not be classified by detailed kind of business.

RETAIL TRADE—AREA STATISTICS

Table 104. RETAIL TRADE: 1954 — COUNTIES WITH 500 ESTABLISHMENTS OR MORE—Continued

Establishments, Sales, Payroll, and Personnel, by Kind of Business

| County and kind of business | Establishments | | Sales | | Payroll, entire year (\$1,000) | Payroll, workweek ended nearest Nov. 15 | | Paid employees, workweek ended nearest Nov. 15 | | Proprietors (unincorporated businesses only) ¹ (Number) |
|--|--------------------------------|--------------------------|---|--|-----------------------------------|---|----------------------------|--|---------------------------|---|
| | Total ¹ (Number) | With payroll (Number) | Total, all establishments ² (\$1,000) | Establishments with payroll (\$1,000) | | Total (Dollars) | Full workweek (Dollars) | Total (Number) | Full workweek (Number) | |
| MIDDLESEX COUNTY--Con. | | | | | | | | | | |
| General merchandise group, total..... | 352 | 270 | 84,941 | 83,397 | 12,158 | 240,534 | 195,814 | 6,859 | 4,088 | 224 |
| Department stores..... | 35 | 35 | 55,639 | 55,639 | 7,964 | 157,378 | 134,548 | 3,981 | 2,686 | 2 |
| Dry goods, general merchandise stores..... | 143 | 83 | 7,574 | 6,600 | 776 | 14,366 | 11,579 | 435 | 254 | 117 |
| General stores..... | 28 | 16 | 1,861 | 1,413 | 90 | 2,781 | 2,283 | 65 | 34 | 30 |
| Variety stores..... | 140 | 136 | 19,813 | 19,745 | 3,328 | 66,009 | 47,404 | 2,378 | 1,114 | 69 |
| Apparel, accessories stores, total..... | 697 | 577 | 68,880 | 66,976 | 8,773 | 166,413 | 146,509 | 3,798 | 2,769 | 417 |
| Shoe stores..... | 180 | 140 | 10,761 | 9,997 | 1,429 | 25,229 | 22,989 | 461 | 328 | 98 |
| Men's, boys' clothing and furnishings stores..... | (NA) | 123 | (NA) | 10,743 | 1,422 | 28,307 | 25,557 | 539 | 402 | (NA) |
| Family clothing stores..... | (NA) | 48 | (NA) | 22,525 | 2,700 | 48,095 | 41,871 | 1,107 | 876 | (NA) |
| Women's clothing, specialty stores..... | 243 | 215 | 21,339 | 20,985 | 2,871 | 56,063 | 48,284 | 1,501 | 1,018 | 147 |
| Ready-to-wear stores..... | (NA) | 147 | (NA) | 18,613 | 2,540 | 49,977 | 43,060 | 1,311 | 889 | (NA) |
| Millinery stores..... | (NA) | 39 | (NA) | 1,018 | 148 | 3,600 | 2,606 | 99 | 65 | (NA) |
| Other clothing, specialty stores..... | (NA) | 29 | (NA) | 1,354 | 143 | 3,017 | 2,616 | 91 | 64 | (NA) |
| Other apparel stores..... | 75 | 51 | 2,978 | 2,726 | 391 | 8,719 | 7,808 | 190 | 145 | 51 |
| Furniture, home furnishings, appliance dealers, total..... | 533 | 379 | 53,431 | 51,039 | 8,571 | 166,905 | 161,250 | 2,632 | 2,386 | 347 |
| Furniture, home furnishings stores..... | 294 | 212 | 30,214 | 28,880 | 5,351 | 103,433 | 99,454 | 1,548 | 1,413 | 193 |
| Furniture stores..... | (NA) | 127 | (NA) | 72,494 | 4,037 | 76,256 | 73,601 | 1,145 | 1,041 | (NA) |
| Home furnishings stores, antique stores..... | (NA) | 86 | (NA) | 7,740 | 1,463 | 30,177 | 28,853 | 493 | 422 | (NA) |
| Household appliance, radio, TV stores..... | 238 | 166 | 21,963 | 20,805 | 3,071 | 60,472 | 58,804 | 994 | 923 | 154 |
| Automotive group, total..... | 474 | 342 | 196,721 | 194,789 | 18,340 | 325,737 | 317,477 | 4,551 | 4,380 | 260 |
| Passenger car dealers (franchised)..... | 236 | 232 | 182,612 | 182,418 | 16,855 | 297,994 | 290,755 | 4,100 | 3,992 | 93 |
| Passenger car dealers (nonfranchised)..... | 97 | 47 | 6,360 | 5,138 | 441 | 8,070 | 7,890 | 134 | 127 | 06 |
| Tire, battery, accessory dealers..... | 75 | 55 | 6,674 | (D) | 999 | 19,012 | 18,299 | 303 | 263 | 55 |
| Other automotive dealers..... | 10 | 8 | 897 | (D) | 45 | 661 | 533 | 14 | 8 | 10 |
| Gasoline service stations..... | 87 | 667 | 56,780 | 49,800 | 3,976 | 81,286 | 69,624 | 1,891 | 1,265 | 943 |
| Lumber, bldg. mats., hardware, farm equip. dealers, total..... | 449 | 343 | 68,092 | 65,936 | 8,608 | 169,709 | 163,692 | 2,512 | 2,312 | 261 |
| Farm equipment dealers..... | 17 | 15 | 8,785 | (D) | 1,065 | 26,554 | 24,619 | 414 | 374 | 5 |
| Lumber, building materials dealers..... | 135 | 103 | 34,121 | 33,497 | 4,294 | 77,578 | 76,527 | 1,016 | 977 | 67 |
| Plumbing, paint, electrical stores..... | 91 | 61 | 7,178 | (D) | 915 | 17,176 | 17,192 | 261 | 245 | 75 |
| Hardware stores..... | 266 | 164 | 18,078 | 17,214 | 2,334 | 47,516 | 45,354 | 821 | 716 | 114 |
| Drug stores, proprietary stores, total..... | 459 | 433 | 36,068 | 35,770 | 4,802 | 88,923 | 72,191 | 2,248 | 1,318 | 307 |
| Drug stores..... | (NA) | 402 | (NA) | (D) | 4,630 | 86,123 | 69,571 | 2,176 | 1,256 | (NA) |
| Proprietary stores..... | (NA) | 31 | (NA) | (D) | 172 | 2,800 | 2,620 | 72 | 62 | (NA) |
| Other retail stores, total..... | 1,665 | 1,035 | 130,051 | 119,385 | 13,382 | 259,932 | 241,786 | 4,754 | 3,849 | 1,294 |
| Liquor stores..... | 244 | 232 | 32,317 | 31,855 | 3,273 | 61,449 | 54,766 | 952 | 711 | 48 |
| Fuel, ice dealers..... | 43 | 279 | 53,646 | 49,070 | 5,338 | 106,702 | 103,166 | 1,620 | 1,484 | 407 |
| Feed, farm, garden supply stores..... | 53 | 39 | 11,252 | 11,102 | 869 | 15,619 | 14,815 | 261 | 236 | 29 |
| Jewelry stores..... | 108 | 72 | 5,660 | 5,234 | 801 | 14,763 | 13,465 | 298 | 225 | 83 |
| Book, stationery stores..... | 62 | 50 | 5,115 | 4,937 | 734 | 13,615 | 11,944 | 335 | 240 | 49 |
| Sporting goods, bicycle stores..... | 60 | 26 | 1,922 | 1,352 | 178 | 3,247 | 3,092 | 55 | 48 | 60 |
| Florists..... | 133 | 73 | 3,585 | 2,907 | 528 | 10,121 | 9,305 | 225 | 170 | 128 |
| Cigar stores, stands..... | 41 | 23 | 1,736 | 1,322 | 79 | 1,613 | 1,406 | 47 | 34 | 31 |
| News dealers, newsstands..... | 60 | 44 | 4,756 | 3,966 | 453 | 9,461 | 8,598 | 475 | 328 | 54 |
| Gift, novelty, souvenir stores..... | 94 | 52 | 1,625 | 1,197 | 147 | 3,562 | 2,848 | 104 | 59 | 94 |
| Music stores..... | 25 | 17 | 894 | 532 | 44 | 657 | 559 | 19 | 12 | 20 |
| Camera, photographic supply stores..... | 25 | 17 | 1,599 | 1,395 | 144 | 3,149 | 2,957 | 53 | 46 | 18 |
| Other retail stores (except second-hand)..... | 102 | 82 | 3,832 | 3,654 | 603 | 12,230 | 11,333 | 230 | 192 | 80 |
| Second-hand stores..... | 70 | 30 | 1,234 | 862 | 191 | 3,745 | 3,530 | 80 | 64 | 67 |
| Nonstore retailers, total..... | 640 | 112 | 52,335 | 45,463 | 5,546 | 112,471 | 111,182 | 1,769 | 1,598 | 633 |
| Mail order houses..... | 19 | 19 | (D) | (D) | (D) | (D) | (D) | (D) | (D) | (D) |
| Direct selling (house-to-house) organizations..... | 587 | 73 | 26,551 | 19,909 | 3,280 | 67,855 | 66,796 | 1,025 | 870 | 605 |
| Merchandise vending machine operators..... | 34 | 20 | (D) | (D) | (D) | (D) | (D) | (D) | (D) | (D) |
| NORFOLK COUNTY | | | | | | | | | | |
| Retail trade, total..... | 2,760 | 2,602 | 419,695 | 398,039 | 47,081 | 901,144 | 805,909 | 18,722 | 13,800 | 2,960 |
| Food stores, total..... | 761 | 491 | 108,513 | 102,225 | 8,049 | 159,974 | 134,444 | 3,614 | 2,504 | 678 |
| Grocery stores..... | 419 | 309 | 94,038 | 91,070 | 6,602 | 129,053 | 107,189 | 2,891 | 1,964 | 338 |
| Meat markets, fish (seafood) markets..... | 53 | 29 | 4,069 | 3,487 | 419 | 8,055 | 7,324 | 130 | 93 | 47 |
| Fruit stores, vegetable markets..... | 46 | 20 | 2,215 | 1,733 | 177 | 3,496 | 3,141 | 71 | 56 | 50 |
| Candy, nut, confectionery stores..... | 42 | 36 | 676 | 626 | 83 | 1,978 | 1,311 | 98 | 70 | 57 |
| Bakery products stores..... | 67 | 61 | 2,861 | 2,719 | 530 | 12,625 | 11,129 | 321 | 242 | 51 |
| Other food stores..... | 70 | 36 | 3,270 | 2,590 | 238 | 4,767 | 4,350 | 103 | 79 | 63 |
| Eating, drinking places, total..... | 404 | 450 | 31,204 | 30,576 | 7,214 | 142,511 | 123,145 | 4,038 | 2,695 | 287 |
| Eating places (except refreshment stands)..... | 302 | 266 | 23,330 | 22,798 | 5,664 | 111,778 | 97,399 | 3,181 | 2,125 | 214 |
| Refreshment stands..... | 79 | 37 | 1,470 | (D) | 201 | 4,970 | 3,871 | 155 | 92 | 31 |
| Drinking places..... | 153 | 147 | 6,404 | (D) | 1,309 | 25,763 | 21,875 | 702 | 478 | 42 |
| General merchandise group, total..... | 124 | 92 | 21,121 | 20,527 | 2,823 | 55,789 | 40,585 | 1,622 | 832 | 90 |
| Department stores..... | 6 | 6 | 11,498 | 11,498 | 1,487 | 30,779 | 22,545 | 757 | 416 | 000 |
| Dry goods, general merchandise stores..... | 53 | 27 | 2,477 | 2,019 | 276 | 5,070 | 4,353 | 148 | 96 | 48 |
| General stores..... | 7 | 5 | 395 | (D) | 20 | 436 | 325 | 17 | 9 | 7 |
| Variety stores..... | 56 | 54 | 6,713 | (D) | 1,040 | 19,504 | 13,362 | 700 | 311 | 33 |
| Apparel, accessories stores, total..... | 313 | 249 | 27,890 | 27,044 | 3,684 | 68,284 | 61,445 | 1,525 | 1,206 | 199 |
| Shoe stores..... | 69 | 51 | 3,311 | 3,095 | 395 | 7,626 | 7,083 | 143 | 113 | 40 |
| Men's, boys' clothing and furnishings stores..... | (NA) | 38 | (NA) | 2,598 | 302 | 5,341 | 4,750 | 102 | 73 | (NA) |
| Family clothing stores..... | (NA) | 19 | (NA) | 8,427 | 1,270 | 21,290 | 18,743 | 449 | 376 | (NA) |
| Women's clothing, specialty stores..... | 144 | 124 | 12,120 | 11,866 | 1,586 | 31,446 | 28,476 | 768 | 593 | 92 |
| Ready-to-wear stores..... | (NA) | 87 | (NA) | 10,635 | 1,427 | 28,403 | 25,705 | 687 | 528 | (NA) |
| Millinery stores..... | (NA) | 14 | (NA) | 294 | 35 | 733 | 685 | 15 | 15 | (NA) |
| Other clothing, specialty stores..... | (NA) | 23 | (NA) | 937 | 124 | 2,312 | 2,086 | 62 | 50 | (NA) |
| Other apparel stores..... | 25 | 17 | 1,094 | 1,058 | 131 | 2,579 | 2,363 | 63 | 51 | 19 |

Standard Notes: (D) Withheld to avoid disclosure. (NA) Not available. n.e.c. Not elsewhere classified. XXX Not applicable. (Z) Less than \$500. ... Represents zero.
¹ Group totals may include data for establishments without payroll which could not be classified by detailed kind of business.

Table 104. RETAIL TRADE: 1954 — COUNTIES WITH 500 ESTABLISHMENTS OR MORE—Continued

Establishments, Sales, Payroll, and Personnel, by Kind of Business

| County and kind of business | Establishments | | Sales | | Payroll, entire year (\$1,000) | Payroll, workweek ended nearest Nov. 15 | | Paid employees, workweek ended nearest Nov. 15 | | Proprietors (unincorporated businesses only) ¹ (Number) |
|---|--------------------------------|--------------------------|---|--|-----------------------------------|---|----------------------------|--|---------------------------|---|
| | Total ¹ (Number) | With payroll (Number) | Total, all establishments ¹ (\$1,000) | Establishments with payroll (\$1,000) | | Total (Dollars) | Full workweek (Dollars) | Total (Number) | Full workweek (Number) | |
| NORFOLK COUNTY --Con. | | | | | | | | | | |
| Furniture, home furnishings, appliance dealers, total | 208 | 138 | 12,994 | 11,852 | 1,809 | 36,493 | 33,664 | 615 | 527 | 152 |
| Furniture, home furnishings stores | 128 | 86 | 8,529 | 7,935 | 1,199 | 24,284 | 22,224 | 405 | 349 | 95 |
| Furniture stores | (NA) | 41 | (NA) | 5,058 | 655 | 12,264 | 10,922 | 207 | 173 | (NA) |
| Home furnishings stores, antique stores | (NA) | 45 | (NA) | 2,877 | 544 | 12,020 | 11,302 | 198 | 176 | (NA) |
| Household appliance, radio, TV stores | 78 | 52 | 4,437 | 3,917 | 610 | 12,209 | 11,440 | 210 | 178 | 55 |
| Automotive group, total | 197 | 163 | 80,840 | 79,338 | 8,326 | 149,133 | 147,064 | 2,028 | 1,935 | 89 |
| Passenger car dealers (franchised) | 121 | 119 | 73,541 | (D) | 7,695 | 138,613 | 137,152 | 1,843 | 1,778 | 28 |
| Passenger car dealers (nonfranchised) | 28 | 18 | 3,086 | 2,430 | 233 | 4,076 | 4,006 | 62 | 59 | 22 |
| Tire, battery, accessory dealers | 77 | 19 | 2,999 | 2,235 | 327 | 4,876 | 4,450 | 102 | 78 | 29 |
| Other automotive dealers | 11 | 7 | 1,234 | (D) | 71 | 1,568 | 1,456 | 21 | 20 | 10 |
| Gasoline service stations | 391 | 279 | 22,369 | 19,441 | 1,663 | 33,406 | 28,962 | 758 | 500 | 397 |
| Lumber, bldg. mats., hardware, farm equip. dealers, total | 187 | 141 | 35,153 | 34,187 | 4,381 | 84,381 | 81,228 | 1,267 | 1,144 | 116 |
| Farm equipment dealers | 1 | 1 | (D) | (D) | (D) | (D) | (D) | (D) | (D) | (D) |
| Lumber, building materials dealers | 61 | 45 | 26,245 | 25,995 | 3,305 | 62,936 | 61,530 | 872 | 833 | 37 |
| Plumbing, paint, electrical stores | 45 | 29 | (D) | (D) | (D) | (D) | (D) | (D) | (D) | (D) |
| Hardware stores | 80 | 66 | 5,432 | 5,128 | 700 | 13,192 | 11,632 | 267 | 195 | 44 |
| Drug stores, proprietary stores, total | 181 | 171 | 14,727 | 14,457 | 1,916 | 36,242 | 28,693 | 903 | 477 | 100 |
| Drug stores | (NA) | 158 | (NA) | 13,829 | 1,869 | 35,523 | 28,172 | 880 | 464 | (NA) |
| Proprietary stores | (NA) | 13 | (NA) | 628 | 47 | 719 | 521 | 23 | 13 | (NA) |
| Other retail stores, total | 609 | 395 | 47,168 | 43,854 | 5,102 | 91,928 | 85,364 | 1,703 | 1,403 | 465 |
| Liquor stores | 79 | 67 | 8,257 | 7,863 | 736 | 13,636 | 12,152 | 236 | 173 | 19 |
| Fuel, ice dealers | 144 | 106 | 23,989 | 22,589 | 2,685 | 44,718 | 43,047 | 646 | 589 | 128 |
| Feed, farm, garden supply stores | 20 | 14 | 3,346 | 3,310 | 278 | 5,407 | 5,249 | 85 | 79 | 17 |
| Jewelry stores | 46 | 36 | 2,255 | 2,181 | 241 | 4,864 | 4,667 | 91 | 79 | 33 |
| Book, stationery stores | 24 | 18 | 1,004 | 956 | 150 | 2,807 | 2,411 | 79 | 55 | 18 |
| Sporting goods, bicycle stores | 21 | 11 | 597 | 495 | 62 | 1,343 | 1,260 | 24 | 21 | 20 |
| Florists | 51 | 27 | 1,652 | 1,356 | 260 | 5,219 | 4,739 | 104 | 83 | 49 |
| Cigar stores, stands | 4 | 2 | (D) | (D) | (D) | (D) | (D) | (D) | (D) | (D) |
| News dealers, newsstands | 26 | 22 | 1,848 | 1,856 | 276 | 3,966 | 3,411 | 202 | 170 | 19 |
| Gift, novelty, souvenir stores | 41 | 23 | 843 | 785 | 78 | 1,451 | 950 | 45 | 22 | 41 |
| Music stores | 8 | 6 | 572 | (D) | (D) | (D) | (D) | (D) | (D) | (D) |
| Camera, photographic supply stores | 10 | 10 | 439 | 439 | 38 | 912 | 856 | 15 | 13 | 5 |
| Other retail stores (except second-hand) | 50 | 46 | 1,604 | 1,542 | 303 | 6,353 | 5,682 | 128 | 97 | 34 |
| Second-hand stores | 17 | 7 | 222 | 136 | 23 | 426 | 362 | 17 | 10 | 20 |
| Nonstore retailers, total | 295 | 33 | 18,096 | 14,538 | 2,114 | 43,003 | 41,345 | 648 | 577 | 287 |
| Mail order houses | 3 | 3 | (D) | (D) | (D) | (D) | (D) | (D) | (D) | (D) |
| Direct selling (house-to-house) organizations | 273 | 21 | 12,646 | 9,478 | 1,700 | 36,155 | 34,805 | 530 | 479 | 269 |
| Merchandise vending machine operators | 19 | 9 | (D) | (D) | (D) | (D) | (D) | (D) | (D) | (D) |
| PLYMOUTH COUNTY | | | | | | | | | | |
| Retail trade, total | 2,665 | 1,807 | 226,258 | 210,598 | 23,523 | 448,558 | 401,640 | 9,725 | 7,194 | 2,272 |
| Food stores, total | 544 | 296 | 62,771 | 57,009 | 4,121 | 79,074 | 68,087 | 1,776 | 1,194 | 530 |
| Grocery stores | 315 | 223 | 57,521 | 53,969 | 3,726 | 70,812 | 60,562 | 1,564 | 1,026 | 319 |
| Meat markets, fish (seafood) markets | 40 | 14 | 1,574 | 826 | 65 | 1,352 | 1,138 | 28 | 19 | 42 |
| Fruit stores, vegetable markets | 23 | 5 | 489 | 257 | 27 | 377 | 286 | 12 | 6 | 28 |
| Candy, nut, confectionery stores | 12 | 8 | 247 | 191 | 36 | 518 | 518 | 18 | 15 | 10 |
| Bakery products stores | 41 | 29 | 1,042 | 906 | 102 | 4,636 | 4,267 | 124 | 101 | 45 |
| Other food stores | 45 | 17 | 1,226 | 860 | 75 | 1,379 | 1,316 | 30 | 27 | 42 |
| Eating, drinking places, total | 482 | 412 | 17,744 | 16,970 | 3,619 | 68,504 | 57,862 | 2,070 | 1,412 | 403 |
| Eating places (except refreshment stands) | 288 | 236 | 11,002 | 11,420 | 2,539 | 47,302 | 39,374 | 1,503 | 1,006 | 278 |
| Refreshment stands | 54 | 42 | 1,448 | 1,348 | 263 | 5,296 | 4,221 | 155 | 91 | 54 |
| Drinking places | 138 | 134 | 4,274 | 4,202 | 817 | 15,906 | 14,267 | 412 | 315 | 69 |
| General merchandise group, total | 92 | 76 | 13,965 | 12,885 | 1,945 | 38,355 | 30,380 | 1,082 | 638 | 61 |
| Department stores | 6 | 6 | (D) | (D) | (D) | (D) | (D) | (D) | (D) | (D) |
| Dry goods, general merchandise stores | 39 | 27 | 1,747 | 1,529 | 231 | 3,901 | 3,693 | 90 | 75 | 29 |
| General stores | 13 | 9 | (D) | (D) | (D) | (D) | (D) | (D) | (D) | (D) |
| Variety stores | 34 | 34 | 4,544 | 4,544 | 696 | 13,032 | 9,279 | 495 | 231 | 18 |
| Apparel, accessories stores, total | 216 | 164 | 13,977 | 13,305 | 1,742 | 34,987 | 30,035 | 771 | 553 | 160 |
| Shoe stores | 48 | 34 | 2,831 | 2,667 | 377 | 6,035 | 5,378 | 127 | 92 | 41 |
| Men's, boys' clothing and furnishings stores | (NA) | 38 | (NA) | 3,586 | 501 | 11,108 | 8,943 | 197 | 131 | (NA) |
| Family clothing stores | (NA) | 9 | (NA) | 1,505 | 180 | 3,088 | 2,585 | 76 | 53 | (NA) |
| Women's clothing, specialty stores | 84 | 68 | 5,122 | 4,930 | 660 | 12,937 | 11,430 | 327 | 242 | 68 |
| Ready-to-wear stores | (NA) | 50 | (NA) | 4,423 | 599 | 11,688 | 10,359 | 292 | 217 | (NA) |
| Millinery stores | (NA) | 11 | (NA) | 245 | 32 | 576 | 463 | 21 | 14 | (NA) |
| Other clothing, specialty stores | (NA) | 7 | (NA) | 262 | 29 | 673 | 608 | 14 | 11 | (NA) |
| Other apparel stores | 21 | 15 | 707 | 617 | 94 | 1,819 | 1,699 | 44 | 35 | 16 |
| Furniture, home furnishings, appliance dealers, total | 137 | 87 | 8,639 | 8,083 | 1,432 | 26,875 | 26,009 | 415 | 381 | 110 |
| Furniture, home furnishings stores | 89 | 51 | 5,617 | 5,341 | 943 | 17,389 | 16,714 | 271 | 245 | 67 |
| Furniture stores | (NA) | 31 | (NA) | 4,194 | 767 | 13,842 | 13,461 | 210 | 194 | (NA) |
| Home furnishings stores, antique stores | (NA) | 20 | (NA) | 1,147 | 176 | 3,547 | 3,253 | 61 | 51 | (NA) |
| Household appliance, radio, TV stores | 48 | 36 | 3,022 | 2,742 | 489 | 9,486 | 9,295 | 144 | 136 | 43 |
| Automotive group, total | 147 | 119 | 36,194 | 35,734 | 3,461 | 63,731 | 62,996 | 971 | 923 | 103 |
| Passenger car dealers (franchised) | 87 | 85 | 32,630 | (D) | 3,167 | 58,315 | 57,926 | 862 | 836 | 49 |
| Passenger car dealers (nonfranchised) | 25 | 11 | 1,180 | (D) | 57 | 1,210 | 1,159 | 24 | 19 | 25 |
| Tire, battery, accessory dealers | 22 | 16 | 1,338 | 1,230 | 160 | 3,153 | 2,923 | 66 | 53 | 18 |
| Other automotive dealers | 13 | 7 | 1,046 | 1,012 | 77 | 1,048 | 988 | 19 | 15 | 11 |
| Gasoline service stations | 254 | 160 | 13,035 | 10,255 | 745 | 13,829 | 12,082 | 331 | 231 | 264 |

Standard Notes: (D) Withheld to avoid disclosure. (NA) Not available. n.e.c. Not elsewhere classified. XXX Not applicable. (Z) Less than \$500. ... Represents zero.
¹ Group totals may include data for establishments without payroll which could not be classified by detailed kind of business.

Table 104. RETAIL TRADE: 1954 — COUNTIES WITH 500 ESTABLISHMENTS OR MORE—Continued

Establishments, Sales, Payroll, and Personnel, by Kind of Business

| County and kind of business | Establishments | | Sales | | Payroll, entire year (\$1,000) | Payroll, workweek ended nearest Nov. 15 | | Paid employees, workweek ended nearest Nov. 15 | | Proprietors (unincorporated businesses only) ¹ (Number) |
|--|-----------------------------|-----------------------|--|---------------------------------------|--------------------------------|---|-------------------------|--|------------------------|--|
| | Total ¹ (Number) | With payroll (Number) | Total, all establishments ¹ (\$1,000) | Establishments with payroll (\$1,000) | | Total (Dollars) | Full workweek (Dollars) | Total (Number) | Full workweek (Number) | |
| PLYMOUTH COUNTY -- Con. | | | | | | | | | | |
| Lumber, bldg. matis., hardware, farm equip. dealers, total | 131 | 103 | 16,196 | 15,768 | 2,129 | 41,143 | 39,023 | 669 | 596 | 88 |
| Farm equipment dealers | 5 | 5 | 454 | 454 | 54 | 1,064 | 988 | 20 | 15 | 3 |
| Lumber, building materials dealers | 45 | 39 | 10,042 | 9,960 | 1,160 | 21,147 | 20,536 | 334 | 310 | 28 |
| Plumbing, paint, electrical stores | 26 | 20 | 1,581 | 1,285 | 308 | 7,512 | 7,006 | 105 | 98 | 14 |
| Hardware stores | 53 | 39 | 4,275 | 4,069 | 607 | 11,420 | 10,493 | 210 | 173 | 41 |
| Drug stores, proprietary stores, total | 81 | 81 | 7,653 | 7,653 | 868 | 16,586 | 13,543 | 451 | 267 | 46 |
| Drug stores | 65 | 65 | 5,716 | 5,716 | 758 | 14,401 | 11,498 | 387 | 215 | 37 |
| Proprietary stores | 16 | 16 | 1,937 | 1,937 | 110 | 2,185 | 2,045 | 64 | 52 | 9 |
| Other retail stores, total | 453 | 283 | 31,419 | 28,763 | 2,897 | 54,822 | 51,127 | 1,017 | 837 | 375 |
| Liquor stores | 77 | 67 | 6,617 | 6,355 | 524 | 9,202 | 8,290 | 169 | 130 | 34 |
| Fuel, ice dealers | 173 | 71 | 11,402 | 10,606 | 1,190 | 22,909 | 22,112 | 370 | 340 | 91 |
| Feed, farm, garden supply stores | 20 | 16 | 5,527 | 5,265 | 230 | 4,085 | 4,005 | 73 | 69 | 12 |
| Jewelry stores | 21 | 19 | 1,537 | (D) | 253 | 5,293 | 4,892 | 103 | 85 | 11 |
| Book, stationery stores | 10 | 10 | 336 | 336 | 53 | 1,132 | 900 | 32 | 22 | 8 |
| Sporting goods, bicycle stores | 19 | 11 | 635 | 547 | 39 | 807 | 752 | 20 | 14 | 16 |
| Florists | 38 | 16 | 561 | 405 | 69 | 1,330 | 1,130 | 32 | 24 | 39 |
| Cigar stores, stands | 8 | 6 | 496 | (D) | 37 | 617 | 547 | 13 | 10 | 10 |
| News dealers, newsstands | 17 | 11 | 1,478 | 1,406 | 178 | 3,303 | 2,808 | 66 | 33 | 15 |
| Gift, novelty, souvenir stores | 25 | 19 | 539 | 463 | 88 | 1,794 | 1,582 | 54 | 37 | 35 |
| Music stores | 9 | 3 | 214 | 134 | 7 | 117 | 106 | 3 | 2 | 11 |
| Camera, photographic supply stores | 5 | 5 | 242 | 242 | 17 | 298 | 257 | 7 | 5 | 6 |
| Other retail stores (except second-hand) | 24 | 20 | 734 | 666 | 135 | 2,325 | 2,278 | 46 | 42 | 18 |
| Second-hand stores | 23 | 9 | 437 | 345 | 77 | 1,610 | 1,468 | 29 | 24 | 23 |
| Nonstore retailers, total | 128 | 26 | 5,465 | 4,173 | 564 | 10,652 | 10,496 | 172 | 162 | 132 |
| Mail order houses | 6 | 2 | (D) | (D) | (D) | (D) | (D) | (D) | (D) | (D) |
| Direct selling (house-to-house) organizations | 115 | 21 | 4,079 | 3,049 | 447 | 8,512 | 8,392 | 132 | 127 | 116 |
| Merchandise vending machine operators | 7 | 3 | (D) | (D) | (D) | (D) | (D) | (D) | (D) | (D) |
| SUFFOLK COUNTY | | | | | | | | | | |
| Retail trade, total | 10,655 | 7,187 | 1,417,227 | 1,350,125 | 195,166 | 3,772,252 | 3,513,113 | 76,586 | 63,494 | 7,885 |
| Food Stores | | | | | | | | | | |
| Total | 2,719 | 1,483 | 346,987 | 315,765 | 25,447 | 496,367 | 445,398 | 10,971 | 8,617 | 2,567 |
| Grocery stores | 1,243 | 767 | 267,449 | 253,847 | 18,490 | 359,052 | 320,178 | 8,083 | 6,321 | 1,001 |
| Meat markets | 298 | 214 | 27,925 | 25,027 | 2,293 | 42,658 | 38,278 | 766 | 578 | 299 |
| Fish (seafood) markets | 64 | 30 | 2,332 | 1,840 | 176 | 3,402 | 3,077 | 78 | 57 | 65 |
| Fruit stores, vegetable markets | 227 | 91 | 9,448 | 6,944 | 642 | 11,764 | 10,841 | 265 | 213 | 260 |
| Candy, nut, confectionery stores | 79 | 49 | 3,114 | 2,744 | 437 | 8,783 | 8,230 | 247 | 211 | 58 |
| Bakery products stores | 210 | 176 | 9,523 | 9,181 | 1,876 | 41,809 | 37,989 | 955 | 778 | 179 |
| Bakeries, with baking on premises | (NA) | 136 | (NA) | 6,274 | 1,461 | 32,727 | 29,660 | 738 | 600 | (NA) |
| Bakeries, without baking on premises | (NA) | 40 | (NA) | 2,907 | 415 | 9,082 | 8,329 | 217 | 178 | (NA) |
| Delicatessen stores | 114 | 82 | 6,814 | 6,138 | 714 | 13,733 | 12,694 | 310 | 252 | 110 |
| Food stores, n.e.c. | 112 | 74 | 10,916 | 10,044 | 819 | 15,166 | 14,111 | 267 | 207 | 81 |
| Eating, Drinking Places | | | | | | | | | | |
| Total | 1,906 | 1,714 | 135,137 | 132,687 | 35,122 | 690,557 | 635,028 | 17,102 | 13,772 | 961 |
| Eating places (except refreshment stands) | 1,090 | 930 | 91,517 | 89,537 | 25,300 | 499,670 | 454,100 | 12,790 | 10,029 | 749 |
| Restaurants, cafeterias | (NA) | 829 | (NA) | 85,431 | 24,118 | 477,695 | 435,131 | 12,135 | 9,619 | (NA) |
| Caterers | (NA) | 28 | (NA) | 3,471 | 997 | 18,465 | 15,911 | 556 | 334 | (NA) |
| In-plant food contractors | (NA) | 13 | (NA) | 635 | 185 | 3,510 | 3,058 | 99 | 76 | (NA) |
| Refreshment stands | 137 | 113 | 5,828 | 5,590 | 970 | 18,143 | 16,604 | 491 | 400 | 115 |
| Drinking places | 685 | 471 | 37,752 | 37,560 | 8,852 | 172,744 | 164,324 | 3,821 | 3,343 | 93 |
| General Merchandise Group | | | | | | | | | | |
| Total | 337 | 213 | 246,571 | 244,615 | 45,079 | 890,558 | 826,861 | 19,072 | 15,779 | 248 |
| Department stores | 14 | 14 | 213,611 | 213,611 | 39,869 | 789,867 | 746,017 | 16,060 | 14,026 | ... |
| Dry goods, general merchandise stores | 209 | 98 | 12,499 | (D) | 1,509 | 29,986 | 28,742 | 613 | 529 | 180 |
| General stores | 6 | 4 | 596 | (D) | 55 | 935 | 640 | 27 | 14 | 8 |
| Variety stores | 103 | 97 | 19,739 | 19,665 | 3,646 | 69,770 | 51,462 | 2,372 | 1,210 | 54 |
| Apparel, Accessories Stores | | | | | | | | | | |
| Total | 1,019 | 795 | 121,099 | 117,767 | 20,757 | 397,405 | 372,763 | 7,454 | 6,314 | 616 |
| Shoe stores | 231 | 189 | 22,844 | 22,206 | 3,718 | 67,591 | 64,769 | 1,108 | 953 | 98 |
| Men's shoe stores | (NA) | 34 | (NA) | (D) | (D) | (D) | (D) | (D) | (D) | (NA) |
| Women's shoe stores | (NA) | 50 | (NA) | 8,318 | 1,404 | 26,658 | 25,803 | 395 | 347 | (NA) |
| Children's, juveniles' shoe stores | (NA) | 1 | (NA) | (D) | (D) | (D) | (D) | (D) | (D) | (NA) |
| Family shoe stores | (NA) | 104 | (NA) | 10,804 | 1,915 | 33,404 | 31,798 | 596 | 507 | (NA) |
| Men's, boys' clothing and furnishings stores | (NA) | 160 | (NA) | 26,219 | 5,124 | 96,481 | 91,603 | 1,497 | 1,304 | (NA) |
| Men's, boys' clothing stores | (NA) | 84 | (NA) | 20,861 | 4,311 | 82,625 | 78,267 | 1,271 | 1,104 | (NA) |
| Men's, boys' furnishings stores | (NA) | 76 | (NA) | 5,358 | 813 | 13,856 | 13,336 | 226 | 200 | (NA) |
| Family clothing stores | (NA) | 44 | (NA) | 5,753 | 793 | 13,215 | 11,991 | 272 | 212 | (NA) |
| Women's clothing, specialty stores | 345 | 263 | 51,450 | 50,212 | 8,640 | 169,159 | 156,665 | 3,721 | 3,122 | 256 |
| Ready-to-wear stores | (NA) | 164 | (NA) | 43,140 | 7,505 | 146,202 | 135,967 | 3,172 | 2,694 | (NA) |
| Millinery stores | (NA) | 39 | (NA) | 2,218 | 399 | 8,000 | 7,030 | 198 | 149 | (NA) |
| Clothing, specialty stores, n.e.c. | (NA) | 60 | (NA) | 4,854 | 736 | 14,957 | 13,668 | 351 | 279 | (NA) |
| Children's, infants' wear stores | 34 | 28 | 1,662 | 1,534 | 175 | 3,388 | 2,817 | 91 | 57 | 27 |
| Apparel stores, n.e.c. | 163 | 111 | 12,329 | 11,843 | 2,307 | 47,571 | 44,918 | 765 | 666 | 112 |
| Furniture, Home Furnishings, Appliance Dealers | | | | | | | | | | |
| Total | 561 | 389 | 61,083 | 57,611 | 9,428 | 166,873 | 160,746 | 2,585 | 2,419 | 388 |
| Furniture, home furnishings stores | 399 | 259 | 41,592 | 39,004 | 6,807 | 116,173 | 112,876 | 1,814 | 1,696 | 283 |
| Furniture stores | (NA) | 133 | (NA) | 31,342 | 5,540 | 92,989 | 90,377 | 1,426 | 1,327 | (NA) |
| Floor covering stores | (NA) | 34 | (NA) | 2,545 | 419 | 7,401 | 7,315 | 110 | 107 | (NA) |
| Home furnishings stores, n.e.c., antique stores | (NA) | 92 | (NA) | 5,117 | 848 | 15,783 | 15,184 | 278 | 262 | (NA) |
| Household appliance, radio, TV stores | 166 | 130 | 19,457 | 18,607 | 2,621 | 50,700 | 47,870 | 771 | 723 | 101 |
| Household appliance stores | (NA) | 53 | (NA) | 5,971 | 1,120 | 21,735 | 21,201 | 328 | 315 | (NA) |
| Appliance, radio, TV stores | (NA) | 45 | (NA) | 7,989 | 781 | 15,584 | 15,002 | 239 | 223 | (NA) |
| Radio, TV stores | (NA) | 30 | (NA) | 4,647 | 720 | 13,381 | 11,667 | 204 | 185 | (NA) |

Standard Notes: (D) Withheld to avoid disclosure. (NA) Not available. n.e.c. Not elsewhere classified. XXX Not applicable. (Z) Less than \$500. ... Represents zero.
¹ Group totals may include data for establishments without payroll which could not be classified by detailed kind of business.

Table 104. RETAIL TRADE: 1954 — COUNTIES WITH 500 ESTABLISHMENTS OR MORE—Continued

Establishments, Sales, Payroll, and Personnel, by Kind of Business

| County and kind of business | Establishments | | Sales | | Payroll, entire year (\$1,000) | Payroll, workweek ended nearest Nov. 15 | | Paid employees, workweek ended nearest Nov. 15 | | Proprietors (unincorporated businesses only) ¹ (Number) |
|---|-----------------------------|-----------------------|--|---------------------------------------|--------------------------------|---|-------------------------|--|------------------------|--|
| | Total ¹ (Number) | With payroll (Number) | Total, all establishments ¹ (\$1,000) | Establishments with payroll (\$1,000) | | Total (Dollars) | Full workweek (Dollars) | Total (Number) | Full workweek (Number) | |
| SUFFOLK COUNTY--Con. | | | | | | | | | | |
| Automotive Group | | | | | | | | | | |
| Total..... | 228 | 186 | 145,162 | 143,156 | 13,840 | 240,086 | 235,082 | 3,239 | 3,078 | 125 |
| Passenger car dealers (franchised)..... | 94 | 86 | 125,298 | 124,690 | 11,754 | 200,182 | 196,623 | 2,628 | 2,545 | 25 |
| Passenger car dealers (nonfranchised)..... | 57 | 39 | 8,685 | 8,071 | 604 | 10,888 | 10,663 | 141 | 133 | 53 |
| Tire, battery, accessory dealers..... | 48 | 56 | 10,605 | (D) | 1,380 | 26,662 | 25,517 | 443 | 374 | 41 |
| Motorcycle, aircraft, boat dealers..... | 7 | 5 | 568 | (D) | 102 | 2,354 | 2,279 | 27 | 26 | 4 |
| Household trailer dealers..... | ... | ... | ... | ... | ... | ... | ... | ... | ... | ... |
| Automotive dealers, n.e.c..... | ... | ... | ... | ... | ... | ... | ... | ... | ... | ... |
| Gasoline Service Stations | | | | | | | | | | |
| Total..... | 479 | 397 | 34,884 | 32,174 | 2,983 | 62,466 | 56,144 | 1,321 | 1,014 | 464 |
| Lumber, Bldg. Mats., Hardware, Farm Equipment Dealers | | | | | | | | | | |
| Total..... | 314 | 230 | 35,472 | 34,110 | 4,513 | 89,347 | 86,957 | 1,316 | 1,222 | 189 |
| Farm equipment dealers..... | 8 | 6 | 2,726 | (D) | 359 | 6,115 | 6,061 | 86 | 85 | 4 |
| Lumber, building materials dealers..... | 43 | 48 | 14,138 | 13,764 | 1,555 | 33,052 | 33,052 | 413 | 392 | 33 |
| Paint, glass, wallpaper stores..... | 41 | 37 | 3,398 | 3,340 | 488 | 9,979 | 9,674 | 155 | 144 | 31 |
| Plumbing, electrical supply stores..... | 75 | 15 | 1,946 | (D) | 317 | 6,088 | 5,705 | 78 | 72 | 28 |
| Hardware stores..... | 165 | 127 | 13,252 | 12,566 | 1,794 | 33,660 | 32,465 | 584 | 523 | 91 |
| Drug Stores, Proprietary Stores | | | | | | | | | | |
| Total..... | 469 | 447 | 39,601 | 39,125 | 5,387 | 104,507 | 86,063 | 2,625 | 1,607 | 278 |
| Drug stores..... | (NA) | 422 | (NA) | 37,824 | 5,250 | 102,073 | 83,920 | 2,565 | 1,563 | (NA) |
| Proprietary stores..... | (NA) | 25 | (NA) | 1,301 | 137 | 2,434 | 2,143 | 60 | 44 | (NA) |
| Other Retail Stores | | | | | | | | | | |
| Total..... | 1,856 | 1,184 | 164,137 | 153,221 | 20,357 | 383,537 | 366,411 | 6,611 | 5,774 | 1,350 |
| Liquor stores..... | 289 | 287 | 40,133 | (D) | 3,431 | 65,679 | 61,040 | 1,074 | 883 | 12 |
| Fuel, ice dealers..... | 304 | 146 | 38,804 | 35,326 | 3,366 | 74,850 | 73,552 | 1,010 | 965 | 289 |
| Fuel dealers (coal, wood)..... | (NA) | 28 | (NA) | (D) | (D) | (D) | (D) | (D) | (D) | (NA) |
| Liquefied petroleum gas dealers..... | (NA) | 1 | (NA) | (D) | (D) | (D) | (D) | (D) | (D) | (NA) |
| Fuel oil dealers..... | (NA) | 116 | (NA) | 16,819 | 1,736 | 35,061 | 34,064 | 485 | 453 | (NA) |
| Ice dealers..... | (NA) | 1 | (NA) | (D) | (D) | (D) | (D) | (D) | (D) | (NA) |
| Hay, grain, feed stores..... | 3 | 1 | (D) | (D) | (D) | (D) | (D) | (D) | (D) | (D) |
| Farm, garden supply stores..... | 4 | 2 | (D) | (D) | (D) | (D) | (D) | (D) | (D) | (D) |
| Jewelry stores..... | 218 | 140 | 27,550 | 26,492 | 4,132 | 67,960 | 65,129 | 1,213 | 1,037 | 173 |
| Book stores..... | 25 | 21 | 2,213 | 2,195 | 430 | 7,777 | 7,111 | 150 | 116 | 8 |
| Stationery stores..... | 81 | 61 | 8,243 | 7,865 | 1,705 | 28,359 | 27,372 | 499 | 436 | 54 |
| Sporting goods stores..... | 21 | 11 | 2,538 | 2,260 | 342 | 6,295 | 6,096 | 98 | 90 | 16 |
| Bicycle stores..... | 7 | 3 | 798 | 112 | 11 | 307 | 301 | 6 | 5 | 5 |
| Florists..... | 107 | 69 | 3,632 | 3,178 | 518 | 9,631 | 9,307 | 195 | 178 | 105 |
| Cigar stores, stands..... | 123 | 69 | 7,009 | 6,205 | 540 | 10,741 | 9,544 | 229 | 186 | 121 |
| News dealers, newsstands..... | 46 | 54 | 6,510 | 5,728 | 843 | 15,881 | 14,747 | 507 | 416 | 61 |
| Gift, novelty, souvenir stores..... | 97 | 47 | 3,100 | 2,550 | 383 | 8,537 | 7,508 | 212 | 158 | 101 |
| Music stores..... | 34 | 28 | 3,559 | 3,461 | 795 | 12,977 | 12,844 | 195 | 187 | 23 |
| Camera, photographic supply stores..... | 26 | 24 | 3,935 | (D) | 587 | 11,300 | 10,485 | 200 | 171 | 13 |
| Luggage, leather goods stores..... | 12 | 10 | 1,095 | (D) | 210 | 4,155 | 3,959 | 71 | 62 | 5 |
| Optical goods stores..... | 50 | 32 | 1,638 | 1,676 | 592 | 11,740 | 11,691 | 162 | 159 | 36 |
| Office, store machine and equipment dealers..... | 19 | 11 | 1,624 | 1,582 | 418 | 8,453 | 8,443 | 128 | 127 | 18 |
| Retail stores (except second-hand) n.e.c..... | 93 | 93 | 6,245 | 6,245 | 1,350 | 24,419 | 23,153 | 406 | 361 | 45 |
| Second-hand stores..... | 131 | 75 | 3,697 | 3,027 | 676 | 13,851 | 13,504 | 247 | 228 | 113 |
| Nonstore Retailers | | | | | | | | | | |
| Total..... | 767 | 149 | 87,094 | 79,894 | 12,253 | 250,549 | 241,660 | 4,290 | 3,898 | 699 |
| Mail order houses..... | 25 | 23 | (D) | (D) | (D) | (D) | (D) | (D) | (D) | (D) |
| Direct selling (house-to-house) organizations..... | 697 | 103 | 31,849 | 24,981 | 4,456 | 91,179 | 88,387 | 1,371 | 1,219 | 658 |
| Merchandise vending machine operators..... | 45 | 23 | (D) | (D) | (D) | (D) | (D) | (D) | (D) | (D) |
| WORCESTER COUNTY | | | | | | | | | | |
| Retail trade, total..... | | | | | | | | | | |
| | 6,026 | 4,066 | 578,542 | 538,242 | 63,445 | 1,210,936 | 1,085,819 | 26,030 | 19,322 | 4,977 |
| Food stores, total..... | | | | | | | | | | |
| | 1,305 | 729 | 147,009 | 131,209 | 9,281 | 180,391 | 152,346 | 4,176 | 2,704 | 1,263 |
| Grocery stores..... | 897 | 545 | 130,304 | 119,384 | 7,629 | 148,857 | 124,102 | 3,356 | 2,103 | 859 |
| Meat markets, fish (seafood) markets..... | 40 | 28 | 3,878 | 3,412 | 313 | 5,753 | 5,088 | 126 | 85 | 34 |
| Fruit stores, vegetable markets..... | 55 | 19 | 2,246 | 1,446 | 98 | 1,639 | 1,056 | 67 | 28 | 67 |
| Candy, nut, confectionery stores..... | 75 | 41 | 2,597 | 1,809 | 249 | 4,604 | 4,324 | 128 | 110 | 79 |
| Bakery products stores..... | 111 | 69 | 3,269 | 3,265 | 838 | 16,667 | 15,408 | 415 | 328 | 96 |
| Other food stores..... | 63 | 27 | 2,693 | 1,893 | 154 | 2,871 | 2,362 | 84 | 50 | 60 |
| Eating, drinking places, total..... | | | | | | | | | | |
| | 1,046 | 892 | 42,420 | 40,160 | 8,670 | 172,734 | 149,196 | 4,907 | 3,417 | 774 |
| Eating places (except refreshment stands)..... | 565 | 457 | 26,233 | 24,727 | 5,633 | 112,921 | 98,104 | 3,314 | 2,371 | 531 |
| Refreshment stands..... | 113 | 83 | 3,716 | 3,244 | 501 | 9,678 | 8,387 | 277 | 196 | 114 |
| Drinking places..... | 368 | 352 | 12,471 | 12,189 | 2,536 | 50,135 | 42,705 | 1,316 | 850 | 129 |
| General merchandise group, total..... | | | | | | | | | | |
| | 176 | 132 | 43,654 | 43,054 | 7,259 | 136,350 | 114,862 | 3,930 | 2,602 | 112 |
| Department stores..... | 12 | 12 | 23,765 | 23,765 | 4,250 | 77,465 | 69,883 | 1,956 | 1,527 | ... |
| Dry goods, general merchandise stores..... | 21 | 45 | 4,019 | 3,571 | 43 | 7,920 | 6,559 | 232 | 144 | 65 |
| General stores..... | 16 | 12 | 703 | 717 | 32 | 798 | 418 | 28 | 11 | 15 |
| Variety stores..... | 67 | 63 | 15,001 | 15,001 | 2,524 | 50,167 | 38,002 | 1,714 | 920 | 32 |
| Apparel, accessories stores, total..... | | | | | | | | | | |
| | 452 | 384 | 40,779 | 39,651 | 5,760 | 108,362 | 94,232 | 2,553 | 1,829 | 284 |
| Shoe stores..... | 101 | 81 | 7,455 | 6,993 | 911 | 17,157 | 14,780 | 354 | 224 | 49 |
| Men's, boys' clothing and furnishings stores..... | (NA) | 82 | (NA) | 7,902 | 1,103 | 20,290 | 18,451 | 417 | 309 | (NA) |
| Family clothing stores..... | (NA) | 35 | (NA) | 8,428 | 1,202 | 22,102 | 18,046 | 524 | 358 | (NA) |
| Women's clothing, specialty stores..... | 163 | 147 | 14,716 | 14,510 | 2,301 | 43,675 | 38,735 | 1,127 | 852 | 109 |
| Ready-to-wear stores..... | (NA) | 94 | (NA) | 11,143 | 1,636 | 31,029 | 27,597 | 809 | 616 | (NA) |
| Millinery stores..... | (NA) | 31 | (NA) | 1,004 | 179 | 3,706 | 3,342 | 97 | 76 | (NA) |
| Other clothing, specialty stores..... | (NA) | 22 | (NA) | 2,363 | 486 | 8,940 | 7,796 | 221 | 160 | (NA) |
| Other apparel stores..... | 51 | 39 | 1,802 | 1,818 | 243 | 5,138 | 4,220 | 131 | 86 | 50 |
| Furniture, home furnishings, appliance dealers, total..... | | | | | | | | | | |
| | 388 | 268 | 30,671 | 28,519 | 4,405 | 86,502 | 81,131 | 1,436 | 1,198 | 301 |
| Furniture, home furnishings stores..... | 220 | 154 | 18,921 | 17,585 | 2,625 | 51,524 | 48,181 | 892 | 750 | 170 |
| Furniture stores..... | (NA) | 99 | (NA) | 14,496 | 2,238 | 43,275 | 40,705 | 714 | 609 | (NA) |
| Home furnishings stores, antique stores..... | (NA) | 55 | (NA) | 3,089 | 387 | 8,249 | 7,476 | 178 | 141 | (NA) |
| Household appliance, radio, TV stores..... | 168 | 114 | 11,750 | 10,934 | 1,780 | 34,978 | 32,950 | 544 | 448 | 131 |

Standard Notes: (D) Withheld to avoid disclosure. (NA) Not available. n.e.c. Not elsewhere classified. XXX Not applicable. (Z) Less than \$500. ... Represents zero.
¹ Group totals may include data for establishments without payroll which could not be classified by detailed kind of business.

RETAIL TRADE—AREA STATISTICS

Table 104. RETAIL TRADE: 1954 — COUNTIES WITH 500 ESTABLISHMENTS OR MORE—Continued
 Establishments, Sales, Payroll, and Personnel, by Kind of Business

| County and kind of business | Establishments | | Sales | | Payroll, entire year (\$1,000) | Payroll, workweek ended nearest Nov. 15 | | Paid employees, workweek ended nearest Nov. 15 | | Proprietors (un- incorporated businesses only) ¹ (Number) |
|--|--------------------------------|-----------------------------|---|--|---|--|-------------------------------|--|------------------------------|--|
| | Total ¹ (Number) | With payroll (Number) | Total, all establish- ments ¹ (\$1,000) | Establish- ments with payroll (\$1,000) | | Total (Dollars) | Full workweek (Dollars) | Total (Number) | Full workweek (Number) | |
| WORCESTER COUNTY--Con. | | | | | | | | | | |
| Automotive group, total..... | 291 | 237 | 99,503 | 97,909 | 9,785 | 175,912 | 171,688 | 2,573 | 2,435 | 168 |
| Passenger car dealers (franchised)..... | 167 | 163 | 85,267 | 85,221 | 8,350 | 147,432 | 145,088 | 2,142 | 2,060 | 66 |
| Passenger car dealers (nonfranchised)..... | 60 | 30 | 6,121 | 5,115 | 345 | 6,377 | 6,049 | 104 | 94 | 56 |
| Tire, battery, accessory dealers..... | 50 | 34 | 6,226 | 5,986 | 960 | 19,993 | 18,903 | 293 | 259 | 35 |
| Other automotive dealers..... | 14 | 10 | 1,689 | 1,587 | 130 | 2,110 | 1,648 | 34 | 22 | 11 |
| Gasoline service stations..... | 621 | 411 | 35,407 | 29,559 | 2,318 | 48,228 | 42,092 | 1,064 | 741 | 668 |
| Lumber, bldg. mats., hardware, farm equip. dealers, total..... | 247 | 195 | 39,370 | 38,602 | 5,133 | 93,449 | 90,097 | 1,437 | 1,303 | 147 |
| Farm equipment dealers..... | 12 | 12 | 1,500 | 1,500 | 141 | 2,809 | 2,730 | 39 | 37 | 9 |
| Lumber, building materials dealers..... | 75 | 61 | 21,883 | 21,709 | 3,075 | 53,738 | 52,800 | 731 | 701 | 47 |
| Plumbing, paint, electrical stores..... | 63 | 39 | 4,907 | 4,519 | 649 | 12,585 | 11,935 | 202 | 174 | 50 |
| Hardware stores..... | 97 | 83 | 11,080 | 10,874 | 1,268 | 24,317 | 22,632 | 465 | 391 | 41 |
| Drug stores, proprietary stores, total..... | 211 | 201 | 18,114 | 17,852 | 2,321 | 45,012 | 37,201 | 1,152 | 737 | 147 |
| Drug stores..... | (NA) | 167 | (NA) | (D) | 2,178 | 41,110 | 33,751 | 1,041 | 662 | (NA) |
| Proprietary stores..... | (NA) | 34 | (NA) | (D) | 213 | 3,902 | 3,450 | 111 | 75 | (NA) |
| Other retail stores, total..... | 903 | 557 | 6,784 | 64,320 | 6,893 | 133,498 | 123,087 | 2,346 | 1,923 | 737 |
| Liquor stores..... | 137 | 119 | 12,139 | 11,577 | 1,219 | 23,241 | 21,302 | 363 | 288 | 51 |
| Fuel, ice dealers..... | 256 | 154 | 28,856 | 26,768 | 2,693 | 54,682 | 51,061 | 899 | 770 | 242 |
| Feed, farm, garden supply stores..... | 43 | 33 | 10,764 | 10,574 | 592 | 10,106 | 9,613 | 166 | 151 | 29 |
| Jewelry stores..... | 74 | 52 | 3,984 | 3,762 | 697 | 13,856 | 12,946 | 221 | 188 | 62 |
| Book, stationery stores..... | 18 | 14 | 929 | 885 | 134 | 2,709 | 2,127 | 62 | 38 | 12 |
| Sporting goods, bicycle stores..... | 44 | 16 | 1,678 | 1,274 | 170 | 3,394 | 3,194 | 66 | 57 | 35 |
| Florists..... | 56 | 34 | 1,513 | 1,171 | 228 | 3,943 | 3,497 | 94 | 67 | 56 |
| Cigar stores, stands..... | 13 | 11 | 621 | (D) | 61 | 1,190 | 1,099 | 30 | 24 | 9 |
| News dealers, newsstands..... | 30 | 22 | 1,618 | 1,452 | 117 | 1,993 | 1,484 | 85 | 41 | 24 |
| Gift, novelty, souvenir stores..... | 28 | 18 | 594 | 520 | 55 | 959 | 750 | 28 | 17 | 23 |
| Music stores..... | 17 | 7 | 442 | 340 | 41 | 1,259 | 1,011 | 27 | 19 | 16 |
| Camera, photographic supply stores..... | 15 | 13 | 1,066 | (D) | 162 | 2,741 | 2,542 | 55 | 45 | 10 |
| Other retail stores (except second-hand)..... | 63 | 47 | 2,912 | 2,772 | 457 | 9,414 | 8,779 | 181 | 157 | 54 |
| Second-hand stores..... | 39 | 17 | 1,844 | 1,628 | 267 | 4,011 | 3,682 | 69 | 61 | 34 |
| Nonstore retailers, total..... | 386 | 60 | 11,831 | 7,407 | 1,620 | 30,498 | 29,893 | 456 | 433 | 376 |
| Mail order houses..... | 6 | 2 | 985 | (D) | (D) | (D) | (D) | (D) | (D) | (D) |
| Direct selling (house-to-house) organizations..... | 367 | 51 | 10,012 | 5,670 | 1,368 | 25,778 | 25,252 | 381 | 362 | 365 |
| Merchandise vending machine operators..... | 13 | 7 | 834 | (D) | (D) | (D) | (D) | (D) | (D) | (D) |

Standard Notes: (D) Withheld to avoid disclosure. (NA) Not available. n.e.c. Not elsewhere classified. XXX Not applicable. (Z) Less than \$500. ... Represents zero.
¹ Group totals may include data for establishments without payroll which could not be classified by detailed kind of business.

Table 105. RETAIL TRADE: 1954 - CITIES WITH 500 ESTABLISHMENTS OR MORE

Establishments, Sales, Payroll, and Personnel, by Kind of Business

| City and kind of business | Establishments | | Sales | | Payroll, entire year (\$1,000) | Payroll, workweek ended nearest Nov. 15 | | Paid employees, workweek ended nearest Nov. 15 | | Proprietors (unincorporated businesses only) ¹ (Number) |
|--|-----------------------------|-----------------------|--|---------------------------------------|--------------------------------|---|-------------------------|--|------------------------|--|
| | Total ¹ (Number) | With payroll (Number) | Total, all establishments ¹ (\$1,000) | Establishments with payroll (\$1,000) | | Total (Dollars) | Full workweek (Dollars) | Total (Number) | Full workweek (Number) | |
| BOSTON | | | | | | | | | | |
| Retail trade, total..... | 9,549 | 6,519 | 1,334,205 | 1,276,703 | 187,214 | 3,621,939 | 3,380,316 | 73,301 | 61,110 | 6,911 |
| Food stores, total..... | 2,381 | 1,329 | 321,084 | 294,220 | 23,686 | 462,859 | 417,352 | 10,243 | 8,138 | 2,211 |
| Grocery stores..... | 1,099 | 687 | 249,827 | 237,953 | 17,340 | 337,771 | 303,436 | 7,609 | 6,048 | 952 |
| Meat markets, fish (seafood) markets..... | 313 | 213 | 27,296 | 24,558 | 2,297 | 42,918 | 38,521 | 779 | 585 | 303 |
| Fruit stores, vegetable markets..... | 196 | 82 | 8,634 | 6,220 | 578 | 10,464 | 9,569 | 244 | 193 | 227 |
| Candy, nut, confectionery stores..... | 73 | 49 | 3,064 | 2,744 | 437 | 8,783 | 8,230 | 247 | 211 | 52 |
| Bakery products stores..... | 191 | 157 | 8,529 | (D) | 1,615 | 35,658 | 32,239 | 824 | 668 | 164 |
| Other food stores..... | 193 | 141 | 15,714 | 14,556 | 1,419 | 27,265 | 25,357 | 540 | 433 | 155 |
| Eating, drinking places, total..... | 1,707 | 1,543 | 126,311 | 124,311 | 33,297 | 657,928 | 606,263 | 16,222 | 13,123 | 838 |
| Eating places (except refreshment stands)..... | 980 | 848 | 86,672 | 84,942 | 24,263 | 481,744 | 438,129 | 12,307 | 9,672 | 671 |
| Refreshment stands..... | 104 | 86 | 4,685 | 4,499 | 801 | 15,557 | 14,601 | 416 | 359 | 82 |
| Drinking places..... | 619 | 609 | 34,914 | 34,774 | 8,233 | 160,627 | 153,533 | 3,499 | 3,092 | 81 |
| General merchandise group, total..... | 305 | 199 | 244,474 | 242,886 | 44,808 | 885,569 | 823,599 | 18,897 | 15,714 | 221 |
| Department stores..... | 13 | 13 | (D) | (D) | (D) | (D) | (D) | (D) | (D) | (D) |
| Dry goods, general merchandise stores..... | 189 | 93 | 11,954 | 10,472 | 1,469 | 29,235 | 28,054 | 595 | 515 | 162 |
| General stores..... | 5 | 3 | (D) | (D) | (D) | (D) | (D) | (D) | (D) | (D) |
| Variety stores..... | 94 | 90 | 18,830 | 18,800 | 3,493 | 66,902 | 49,956 | 2,264 | 1,168 | 48 |
| Apparel, accessories stores, total..... | 937 | 747 | 118,023 | 115,237 | 20,491 | 391,563 | 368,081 | 7,307 | 6,223 | 543 |
| Shoe stores..... | 210 | 176 | 22,031 | 21,531 | 3,630 | 65,505 | 62,892 | 1,063 | 919 | 83 |
| Men's, boys' clothing and furnishings stores..... | (NA) | 153 | (NA) | 25,838 | 5,096 | 96,036 | 91,213 | 1,483 | 1,295 | (NA) |
| Family clothing stores..... | (NA) | 42 | (NA) | (D) | (D) | (D) | (D) | (D) | (D) | (NA) |
| Women's clothing, specialty stores..... | 312 | 246 | 50,582 | 49,520 | 8,569 | 167,661 | 155,528 | 3,674 | 3,095 | 222 |
| Ready-to-wear stores..... | (NA) | 154 | (NA) | 42,605 | 7,448 | 144,977 | 135,039 | 3,136 | 2,674 | (NA) |
| Millinery stores..... | (NA) | 36 | (NA) | 2,188 | 395 | 7,908 | 6,938 | 195 | 146 | (NA) |
| Other clothing, specialty stores..... | (NA) | 56 | (NA) | 4,727 | 726 | 14,776 | 13,551 | 343 | 275 | (NA) |
| Other apparel stores..... | 186 | 130 | 13,773 | 13,189 | 2,456 | 50,247 | 47,108 | 843 | 713 | 130 |
| Furniture, home furnishings, appliance dealers, total..... | 514 | 362 | 57,882 | 54,896 | 9,108 | 160,219 | 154,392 | 2,464 | 2,311 | 345 |
| Furniture, home furnishings stores..... | 364 | 242 | 39,272 | 36,838 | 6,555 | 110,889 | 107,856 | 1,726 | 1,618 | 260 |
| Furniture stores..... | (NA) | 123 | (NA) | 29,945 | 5,329 | 88,605 | 86,127 | 1,355 | 1,263 | (NA) |
| Home furnishings stores, antique stores..... | (NA) | 119 | (NA) | 6,893 | 1,226 | 22,284 | 21,729 | 371 | 353 | (NA) |
| Household appliance, radio, TV stores..... | 146 | 120 | 18,576 | 18,058 | 2,553 | 49,330 | 46,536 | 738 | 693 | 81 |
| Automotive group, total..... | 198 | 162 | 131,240 | 129,886 | 12,723 | 220,333 | 216,039 | 2,977 | 2,838 | 103 |
| Passenger car dealers (franchised)..... | 78 | 70 | 113,484 | 112,876 | 10,805 | 183,473 | 180,507 | 2,412 | 2,342 | 17 |
| Passenger car dealers (nonfranchised)..... | 55 | 37 | (D) | (D) | (D) | (D) | (D) | (D) | (D) | (D) |
| Tire, battery, accessory dealers..... | 58 | 50 | 9,262 | 9,136 | 1,316 | 25,561 | 24,524 | 415 | 354 | 31 |
| Other automotive dealers..... | 5 | 5 | (D) | (D) | (D) | (D) | (D) | (D) | (D) | (D) |
| Gasoline service stations..... | 412 | 340 | 29,697 | 27,379 | 2,611 | 55,044 | 49,378 | 1,153 | 872 | 397 |
| Lumber, bldg. mats., hardware, farm equip. dealers, total..... | 263 | 193 | 29,792 | 28,714 | 3,898 | 77,255 | 75,307 | 1,137 | 1,056 | 160 |
| Farm equipment dealers..... | 8 | 6 | 2,726 | (D) | 359 | 6,115 | 6,061 | 86 | 85 | 4 |
| Lumber, building materials dealers..... | 45 | 33 | 11,139 | 10,901 | 1,294 | 28,314 | 27,904 | 344 | 331 | 23 |
| Plumbing, paint, electrical stores..... | 64 | 42 | 4,129 | (D) | 620 | 12,169 | 11,844 | 175 | 164 | 50 |
| Hardware stores..... | 144 | 112 | 11,786 | 11,202 | 1,625 | 30,657 | 29,498 | 532 | 476 | 81 |
| Drug stores, proprietary stores, total..... | 422 | 402 | 35,957 | 35,507 | 4,963 | 96,535 | 79,607 | 2,411 | 1,484 | 244 |
| Drug stores..... | (NA) | 379 | (NA) | 34,299 | 4,830 | 94,176 | 77,539 | 2,353 | 1,442 | (NA) |
| Proprietary stores..... | (NA) | 23 | (NA) | (D) | (D) | (D) | (D) | (D) | (D) | (D) |
| Other retail stores, total..... | 1,708 | 1,100 | 154,864 | 145,216 | 19,445 | 365,356 | 349,683 | 6,236 | 5,466 | 1,215 |
| Liquor stores..... | 270 | 268 | 38,164 | (D) | 3,206 | 61,296 | 56,979 | 1,008 | 829 | 11 |
| Fuel, ice dealers..... | 253 | 119 | 34,439 | 31,615 | 3,090 | 68,774 | 67,919 | 912 | 879 | 234 |
| Feed, farm, garden supply stores..... | 7 | 3 | 284 | 226 | 28 | 625 | 625 | 9 | 9 | 6 |
| Jewelry stores..... | 211 | 135 | 26,502 | 25,660 | 3,987 | 65,845 | 63,407 | 1,157 | 1,009 | 167 |
| Book, stationery stores..... | 99 | 81 | 10,342 | (D) | (D) | (D) | (D) | (D) | (D) | (D) |
| Sporting goods, bicycle stores..... | 24 | 14 | 2,508 | 2,372 | 353 | 6,602 | 6,397 | 104 | 95 | 17 |
| Florists..... | 93 | 63 | 3,203 | 2,807 | 480 | 8,990 | 8,745 | 194 | 167 | 92 |
| Cigar stores, stands..... | 118 | 66 | 7,288 | 6,036 | 527 | 10,520 | 9,328 | 224 | 181 | 115 |
| News dealers, newsstands..... | 83 | 51 | 6,250 | 5,476 | 781 | 14,737 | 13,603 | 444 | 353 | 59 |
| Gift, novelty, souvenir stores..... | 90 | 40 | 2,900 | 2,350 | 335 | 7,024 | 6,062 | 172 | 123 | 96 |
| Music stores..... | 34 | 28 | 3,559 | 3,461 | 795 | 12,977 | 12,844 | 195 | 187 | 23 |
| Camera, photographic supply stores..... | 26 | 24 | 3,935 | (D) | 587 | 11,300 | 10,485 | 200 | 171 | 13 |
| Other retail stores (except second-hand)..... | 169 | 141 | 10,586 | 10,360 | 2,534 | 48,178 | 46,761 | 758 | 703 | 99 |
| Second-hand stores..... | 113 | 67 | 3,252 | 2,762 | 608 | 12,362 | 12,055 | 225 | 209 | 94 |
| Nonstore retailers, total..... | 702 | 142 | 84,881 | 78,547 | 12,184 | 249,278 | 240,615 | 4,254 | 3,885 | 634 |
| Mail order houses..... | 25 | 23 | (D) | (D) | (D) | (D) | (D) | (D) | (D) | (D) |
| Direct selling (house-to-house) organizations..... | 641 | 99 | 30,975 | 24,843 | 4,437 | 90,773 | 88,207 | 1,346 | 1,217 | 600 |
| Merchandise vending machine operators..... | 36 | 20 | (D) | (D) | (D) | (D) | (D) | (D) | (D) | (D) |
| BROCKTON | | | | | | | | | | |
| Retail trade, total..... | 835 | 575 | 86,270 | 81,768 | 10,399 | 201,383 | 179,224 | 4,257 | 3,137 | 617 |
| Food stores, total..... | 181 | 99 | 20,629 | 18,627 | 1,645 | 31,487 | 27,549 | 704 | 504 | 174 |
| Grocery stores..... | 122 | 74 | 18,385 | 17,119 | 1,433 | 27,178 | 23,540 | 596 | 419 | 109 |
| Meat markets, fish (seafood) markets..... | 12 | 4 | 535 | 285 | 21 | 397 | 397 | 6 | 6 | 13 |
| Fruit stores, vegetable markets..... | 7 | 1 | (D) | (D) | (D) | (D) | (D) | (D) | (D) | (D) |
| Candy, nut, confectionery stores..... | 3 | 3 | (D) | (D) | (D) | (D) | (D) | (D) | (D) | (D) |
| Other food stores..... | 27 | 17 | 1,178 | 992 | 168 | 3,516 | 3,262 | 86 | 71 | 28 |
| Eating, drinking places, total..... | 129 | 113 | 4,793 | 4,637 | 1,015 | 21,422 | 18,305 | 654 | 450 | 77 |
| Eating places..... | 77 | 63 | 2,973 | (D) | 637 | 13,627 | 10,894 | 455 | 290 | 67 |
| Drinking places..... | 52 | 50 | 1,820 | (D) | 378 | 7,795 | 7,411 | 199 | 160 | 10 |
| General merchandise group, total..... | 25 | 21 | 8,110 | 8,048 | 1,207 | 24,878 | 18,812 | 685 | 384 | 9 |
| General merchandise group (except variety)..... | 18 | 14 | 6,035 | 5,973 | 857 | 18,225 | 14,350 | 435 | 280 | 7 |
| Variety stores..... | 7 | 7 | 2,075 | 2,075 | 350 | 6,653 | 4,462 | 250 | 104 | 2 |

Standard Notes: (D) Withheld to avoid disclosure. (NA) Not available. n.e.c. Not elsewhere classified. XXX Not applicable. (Z) Less than \$500. ... Represents zero.
¹ Group totals may include data for establishments without payroll which could not be classified by detailed kind of business.

RETAIL TRADE—AREA STATISTICS

Table 105. RETAIL TRADE: 1954 — CITIES WITH 500 ESTABLISHMENTS OR MORE—Continued

Establishments, Sales, Payroll, and Personnel, by Kind of Business

| City and kind of business | Establishments | | Sales | | Payroll, entire year (\$1,000) | Payroll, workweek ended nearest Nov. 15 | | Paid employees, workweek ended nearest Nov. 15 | | Proprietors (unincorporated businesses only) ¹ (Number) |
|--|--------------------------------|--------------------------|---|--|-----------------------------------|---|----------------------------|--|---------------------------|---|
| | Total ¹ (Number) | With payroll (Number) | Total, all establishments ¹ (\$1,000) | Establishments with payroll (\$1,000) | | Total (Dollars) | Full workweek (Dollars) | Total (Number) | Full workweek (Number) | |
| BROCKTON--Con. | | | | | | | | | | |
| Apparel, accessories stores, total..... | 108 | 78 | 8,353 | 7,917 | 1,198 | 23,693 | 20,120 | 508 | 362 | 68 |
| Shoe stores..... | 24 | 16 | 1,852 | 1,748 | 209 | 3,939 | 3,534 | 85 | 62 | 20 |
| Men's, boys' clothing and furnishings stores..... | (NA) | 19 | (NA) | 2,149 | 347 | 8,318 | 6,444 | 147 | 94 | (NA) |
| Family clothing stores..... | (NA) | 5 | (NA) | 941 | 140 | 2,189 | 1,799 | 54 | 36 | (NA) |
| Women's clothing, specialty stores..... | 40 | 30 | 2,840 | 2,708 | 435 | 7,874 | 7,022 | 193 | 146 | 23 |
| Ready-to-wear stores..... | (NA) | 20 | (NA) | 2,412 | 386 | 6,943 | 6,159 | 169 | 126 | (NA) |
| Other clothing, specialty stores..... | (NA) | 10 | (NA) | 296 | 49 | 931 | 863 | 24 | 20 | (NA) |
| Other apparel stores..... | 12 | 8 | 447 | 371 | 67 | 1,373 | 1,321 | 29 | 24 | 11 |
| Furniture, home furnishings, appliance dealers, total..... | 48 | 32 | 4,476 | 4,322 | 925 | 17,093 | 16,683 | 256 | 236 | 30 |
| Furniture, home furnishings stores, antique stores..... | 28 | 18 | 2,810 | 2,766 | 598 | 10,621 | 10,302 | 166 | 150 | 17 |
| Household appliance, radio, TV stores..... | 20 | 14 | 1,666 | 1,556 | 327 | 6,472 | 6,381 | 90 | 86 | 13 |
| Automotive group..... | 36 | 28 | 12,186 | 12,146 | 1,209 | 22,213 | 21,900 | 321 | 302 | 22 |
| Gasoline service stations..... | 64 | 50 | 4,714 | 4,252 | 304 | 6,111 | 5,294 | 141 | 100 | 61 |
| Lumber, bldg. mats., hardware, farm equip. dealers, total..... | 46 | 32 | 5,288 | 5,096 | 887 | 16,524 | 15,456 | 259 | 227 | 28 |
| Farm equipment dealers..... | *** | *** | *** | *** | *** | *** | *** | *** | *** | *** |
| Lumber, building materials, supplies, equipment dealers..... | 30 | 22 | 3,477 | 3,345 | 612 | 11,746 | 11,187 | 163 | 151 | 16 |
| Hardware stores..... | 16 | 10 | 1,811 | 1,751 | 275 | 4,778 | 4,269 | 96 | 76 | 12 |
| Drug stores, proprietary stores, total..... | 22 | 22 | 3,214 | 3,214 | 316 | 6,148 | 4,749 | 175 | 91 | 11 |
| Drug stores..... | 20 | 20 | (D) | (D) | (D) | (D) | (D) | (D) | (D) | (D) |
| Proprietary stores..... | 2 | 2 | (D) | (D) | (D) | (D) | (D) | (D) | (D) | (D) |
| Other retail stores, total..... | 127 | 91 | 11,014 | 10,584 | 1,240 | 22,810 | 21,462 | 409 | 344 | 88 |
| Liquor stores..... | 20 | 18 | 2,066 | (D) | 200 | 3,426 | 2,891 | 60 | 41 | 7 |
| Fuel, ice dealers..... | 24 | 14 | 4,084 | 3,958 | 471 | 8,782 | 8,648 | 131 | 124 | 17 |
| Feed, farm, garden supply stores..... | 3 | 3 | 1,163 | 1,163 | 48 | 926 | 926 | 17 | 17 | 2 |
| Jewelry stores..... | 11 | 11 | 1,287 | 1,287 | 227 | 4,604 | 4,452 | 83 | 75 | 2 |
| Book, stationery stores..... | 4 | 4 | 221 | 221 | 41 | 791 | 724 | 21 | 17 | 3 |
| Other retail stores (except second-hand)..... | 58 | 36 | 2,019 | 1,747 | 217 | 3,746 | 3,330 | 88 | 63 | 51 |
| Second-hand stores..... | 7 | 5 | 174 | (D) | 36 | 535 | 491 | 9 | 7 | 6 |
| Nonstore retailers..... | 49 | 9 | 3,493 | 2,925 | 453 | 9,004 | 8,894 | 145 | 137 | 49 |
| CAMBRIDGE | | | | | | | | | | |
| Retail trade, total..... | 1,236 | 882 | 176,345 | 169,123 | 20,597 | 391,737 | 356,516 | 8,028 | 6,128 | 875 |
| Food stores, total..... | 305 | 157 | 43,170 | 39,534 | 2,986 | 54,402 | 42,899 | 1,211 | 718 | 276 |
| Grocery stores..... | 173 | 93 | 36,657 | 34,581 | 2,494 | 45,051 | 34,219 | 996 | 544 | 155 |
| Meat markets, fish (seafood) markets..... | 25 | 19 | 2,209 | 2,021 | 158 | 2,884 | 2,682 | 56 | 42 | 23 |
| Fruit stores, vegetable markets..... | 17 | 9 | 1,249 | 1,049 | 50 | 902 | 832 | 18 | 14 | 18 |
| Candy, nut, confectionery stores..... | 7 | 5 | 190 | (D) | 36 | 609 | 583 | 19 | 18 | 2 |
| Other food stores..... | 43 | 31 | 1,951 | (D) | 248 | 4,956 | 4,583 | 122 | 100 | 32 |
| Eating, drinking places, total..... | 264 | 234 | 16,287 | 15,815 | 4,017 | 78,709 | 71,338 | 2,164 | 1,651 | 126 |
| Eating places..... | 174 | 146 | 12,444 | (D) | 3,156 | 61,856 | 55,357 | 1,772 | 1,307 | 110 |
| Drinking places..... | 90 | 88 | 3,843 | (D) | 861 | 16,853 | 15,981 | 392 | 344 | 16 |
| General merchandise group, total..... | 36 | 28 | 14,501 | 14,391 | 2,130 | 40,557 | 34,758 | 1,032 | 649 | 24 |
| General merchandise group (except variety)..... | 20 | 12 | 11,939 | 11,829 | 1,660 | 31,116 | 28,214 | 695 | 506 | 12 |
| Variety stores..... | 16 | 16 | 2,562 | 2,562 | 470 | 9,441 | 6,544 | 337 | 143 | 12 |
| Apparel, accessories stores, total..... | 91 | 77 | 8,916 | 8,738 | 1,215 | 23,247 | 20,119 | 515 | 344 | 45 |
| Shoe stores..... | 26 | 22 | 1,499 | 1,447 | 213 | 3,857 | 3,655 | 68 | 55 | 10 |
| Men's, boys' clothing and furnishings stores..... | (NA) | 16 | (NA) | (D) | 240 | 4,907 | 4,522 | 77 | 62 | (NA) |
| Family clothing stores..... | (NA) | 3 | (NA) | 1,206 | 128 | 1,519 | 1,284 | 36 | 23 | (NA) |
| Women's clothing, specialty stores..... | 30 | 26 | 3,677 | 3,639 | 535 | 10,548 | 8,350 | 289 | 166 | 19 |
| Ready-to-wear stores..... | 16 | 16 | 3,187 | 3,187 | 485 | 9,572 | 7,440 | 260 | 143 | 9 |
| Other clothing, specialty stores..... | 10 | 10 | 452 | 452 | 50 | 976 | 910 | 29 | 23 | 3 |
| Other apparel stores..... | 14 | 10 | 447 | (D) | 99 | 2,416 | 2,308 | 45 | 38 | 9 |
| Furniture, home furnishings, appliance dealers, total..... | 65 | 59 | 14,186 | 13,864 | 2,499 | 49,861 | 48,533 | 687 | 647 | 24 |
| Furniture, home furnishings stores, antique stores..... | 41 | 37 | 8,416 | (D) | 1,583 | 32,466 | 31,553 | 450 | 423 | 15 |
| Household appliance, radio, TV stores..... | 24 | 22 | 5,770 | (D) | 916 | 17,395 | 16,980 | 237 | 224 | 9 |
| Automotive group..... | 39 | 29 | 28,854 | 28,604 | 2,547 | 46,694 | 46,085 | 645 | 628 | 19 |
| Gasoline service stations..... | 92 | 72 | 6,882 | 6,158 | 514 | 10,579 | 9,473 | 220 | 164 | 104 |
| Lumber, bldg. mats., hardware, farm equip. dealers, total..... | 35 | 25 | 7,390 | 7,248 | 948 | 17,223 | 16,975 | 236 | 225 | 22 |
| Farm equipment dealers..... | 1 | 1 | (D) | (D) | (D) | (D) | (D) | (D) | (D) | (D) |
| Lumber, building materials, supplies, equipment dealers..... | 13 | 7 | (D) | (D) | (D) | (D) | (D) | (D) | (D) | (D) |
| Hardware stores..... | 21 | 17 | 2,158 | 2,060 | 304 | 5,453 | 5,248 | 89 | 80 | 10 |
| Drug stores, proprietary stores, total..... | 58 | 54 | 4,187 | 4,121 | 607 | 10,802 | 9,087 | 251 | 155 | 33 |
| Drug stores..... | (NA) | 50 | (NA) | (D) | 582 | 10,441 | 8,726 | 242 | 146 | (NA) |
| Proprietary stores..... | (NA) | 4 | (NA) | (D) | 25 | 361 | 361 | 9 | 9 | (NA) |
| Other retail stores, total..... | 192 | 128 | 17,462 | 16,632 | 1,885 | 36,194 | 34,069 | 600 | 513 | 148 |
| Liquor stores..... | 26 | 26 | 4,646 | 4,646 | 460 | 9,083 | 8,233 | 128 | 104 | 3 |
| Fuel, ice dealers..... | 37 | 15 | 5,610 | 5,204 | 505 | 9,842 | 9,631 | 136 | 126 | 30 |
| Feed, farm, garden supply stores..... | 3 | 1 | (D) | (D) | (D) | (D) | (D) | (D) | (D) | (D) |
| Jewelry stores..... | 13 | 9 | 946 | 946 | 155 | 2,144 | 2,109 | 33 | 31 | 8 |
| Book, stationery stores..... | 17 | 15 | (D) | (D) | (D) | (D) | (D) | (D) | (D) | (D) |
| Other retail stores (except second-hand)..... | 67 | 53 | 3,646 | 3,558 | 473 | 9,208 | 8,737 | 170 | 145 | 58 |
| Second-hand stores..... | 15 | 9 | 396 | 316 | 54 | 1,006 | 979 | 22 | 18 | 20 |
| Nonstore retailers..... | 59 | 19 | 14,510 | 14,018 | 1,249 | 23,469 | 23,180 | 467 | 434 | 54 |

Standard Notes: (D) Withheld to avoid disclosure. (NA) Not available. n.e.c. Not elsewhere classified. XXX Not applicable. (Z) Less than \$500. ... Represents zero.
¹ Group totals may include data for establishments without payroll which could not be classified by detailed kind of business.

Table 105. RETAIL TRADE: 1954 — CITIES WITH 500 ESTABLISHMENTS OR MORE—Continued

Establishments, Sales, Payroll, and Personnel, by Kind of Business

| City and kind of business | Establishments | | Sales | | Payroll, entire year (\$1,000) | Payroll, workweek ended nearest Nov. 15 | | Paid employees, workweek ended nearest Nov. 15 | | Proprietors (unincorporated businesses only) ¹ (Number) |
|--|--------------------------------|--------------------------|---|--|-----------------------------------|---|----------------------------|--|---------------------------|---|
| | Total ¹ (Number) | With payroll (Number) | Total, all establishments ¹ (\$1,000) | Establishments with payroll (\$1,000) | | Total (Dollars) | Full workweek (Dollars) | Total (Number) | Full workweek (Number) | |
| CHELSEA | | | | | | | | | | |
| Retail trade, total..... | 518 | 312 | 39,028 | 34,194 | 3,687 | 69,299 | 61,542 | 1,446 | 1,031 | 448 |
| Food stores, total..... | 168 | 76 | 12,039 | 9,815 | 773 | 14,002 | 11,693 | 308 | 200 | 174 |
| Grocery stores..... | 66 | 34 | 6,902 | 6,102 | 377 | 6,829 | 5,237 | 162 | 89 | 63 |
| Meat markets, fish (seafood) markets..... | 26 | 20 | 2,109 | 1,837 | 135 | 2,349 | 2,090 | 45 | 34 | 33 |
| Fruit stores, vegetable markets..... | 70 | 4 | (D) | 351 | 49 | 983 | 955 | 14 | 13 | 19 |
| Candy, nut, confectionery stores..... | 2 | ... | (D) | ... | ... | ... | ... | ... | ... | 2 |
| Other food stores..... | 26 | 18 | 1,653 | 1,525 | 212 | 3,841 | 3,411 | 87 | 64 | 23 |
| Eating, drinking places, total..... | 71 | 61 | 2,915 | 2,789 | 595 | 11,367 | 10,172 | 270 | 203 | 38 |
| Eating places..... | 38 | 32 | 1,700 | 1,626 | 372 | 6,871 | 5,991 | 172 | 123 | 30 |
| Drinking places..... | 33 | 29 | 1,215 | 1,163 | 223 | 4,496 | 4,181 | 98 | 80 | 8 |
| General merchandise group, total..... | 15 | 5 | 1,990 | 1,112 | 181 | 3,452 | 2,174 | 126 | 41 | 11 |
| General merchandise group (except variety)..... | 8 | 2 | 608 | (D) | (D) | (D) | (D) | (D) | (D) | (D) |
| Variety stores..... | 5 | 3 | 694 | (D) | (D) | (D) | (D) | (D) | (D) | (D) |
| Apparel, accessories stores, total..... | 51 | 33 | 2,198 | 1,854 | 194 | 4,091 | 3,201 | 100 | 57 | 43 |
| Shoe stores..... | 15 | 7 | 562 | 424 | 57 | 1,239 | 1,079 | 25 | 16 | 11 |
| Men's, boys' clothing and furnishings stores..... | (NA) | 5 | (NA) | 276 | 18 | 295 | 250 | 9 | 5 | (NA) |
| Family clothing stores..... | (NA) | 2 | (NA) | (D) | (D) | (D) | (D) | (D) | (D) | (NA) |
| Women's clothing, specialty stores..... | 17 | 11 | 484 | 414 | 43 | 772 | 594 | 26 | 15 | 16 |
| Ready-to-wear stores..... | (NA) | 6 | (NA) | 283 | 32 | 556 | 409 | 18 | 9 | (NA) |
| Other clothing, specialty stores..... | (NA) | 5 | (NA) | 131 | 11 | 216 | 185 | 8 | 6 | (NA) |
| Other apparel stores..... | 8 | 8 | 146 | (D) | (D) | (D) | (D) | (D) | (D) | 6 |
| Furniture, home furnishings, appliance dealers, total..... | 22 | 14 | 1,656 | 1,506 | 239 | 4,692 | 4,577 | 78 | 71 | 21 |
| Furniture, home furnishings stores, antique stores..... | 12 | 10 | 1,404 | (D) | 211 | 4,059 | 3,965 | 65 | 60 | 9 |
| Household appliance, radio, TV stores..... | 10 | 4 | 252 | (D) | 28 | 633 | 612 | 13 | 11 | 12 |
| Automotive group..... | 15 | 13 | 6,604 | (D) | 564 | 9,182 | 9,045 | 126 | 116 | 12 |
| Gasoline service stations..... | 26 | 22 | 2,263 | 2,119 | 173 | 3,313 | 2,990 | 74 | 68 | 20 |
| Lumber, bldg. mats., hardware, farm equip. dealers, total..... | 24 | 20 | 3,110 | 3,036 | 306 | 6,213 | 6,105 | 91 | 89 | 15 |
| Farm equipment dealers..... | ... | ... | ... | ... | ... | ... | ... | ... | ... | ... |
| Lumber, building materials, supplies, equipment dealers..... | 17 | 15 | 2,493 | (D) | 257 | 5,304 | 5,196 | 79 | 77 | 12 |
| Hardware stores..... | 7 | 5 | 417 | (D) | 49 | 909 | 909 | 12 | 12 | 3 |
| Drug stores, proprietary stores, total..... | 22 | 20 | 1,753 | (D) | 211 | 3,949 | 3,194 | 100 | 56 | 15 |
| Drug stores..... | (NA) | 19 | (NA) | (D) | (D) | (D) | (D) | (D) | (D) | (NA) |
| Proprietary stores..... | (NA) | 1 | (NA) | (D) | (D) | (D) | (D) | (D) | (D) | (NA) |
| Other retail stores, total..... | 77 | 45 | 4,718 | 4,084 | 434 | 8,701 | 8,266 | 151 | 129 | 72 |
| Liquor stores..... | 7 | 7 | 777 | 777 | 81 | 1,420 | 1,376 | 22 | 20 | 1 |
| Fuel, ice dealers..... | 25 | 15 | 2,525 | 2,311 | 173 | 3,665 | 3,554 | 61 | 56 | 26 |
| Feed, farm, garden supply stores..... | ... | ... | ... | ... | ... | ... | ... | ... | ... | ... |
| Jewelry stores..... | 3 | 3 | (D) | (D) | (D) | (D) | (D) | (D) | (D) | (D) |
| Book, stationery stores..... | 5 | 1 | (D) | (D) | (D) | (D) | (D) | (D) | (D) | (D) |
| Other retail stores (except second-hand)..... | 17 | 11 | 677 | 491 | 60 | 1,150 | 991 | 24 | 17 | 18 |
| Second-hand stores..... | 18 | 8 | 445 | 265 | 68 | 1,489 | 1,449 | 22 | 19 | 19 |
| Nonstore retailers..... | 27 | 3 | 382 | 172 | 17 | 337 | 125 | 22 | 1 | 27 |
| CHICOPEE | | | | | | | | | | |
| Retail trade, total..... | 507 | 295 | 36,077 | 31,791 | 3,509 | 71,438 | 62,284 | 1,443 | 1,009 | 465 |
| Food stores, total..... | 131 | 57 | 11,734 | 10,026 | 737 | 14,946 | 12,054 | 316 | 175 | 133 |
| Grocery stores..... | 77 | 43 | 10,363 | 9,433 | 659 | 13,413 | 10,793 | 278 | 153 | 77 |
| Meat markets, fish (seafood) markets..... | 4 | 2 | 156 | (D) | (D) | (D) | (D) | (D) | (D) | (D) |
| Fruit stores, vegetable markets..... | 8 | ... | 102 | ... | ... | ... | ... | ... | ... | 8 |
| Candy, nut, confectionery stores..... | 15 | 3 | 508 | (D) | (D) | (D) | (D) | (D) | (D) | (D) |
| Other food stores..... | 17 | 9 | 427 | 259 | 53 | 1,044 | 866 | 23 | 14 | 14 |
| Eating, drinking places, total..... | 93 | 77 | 3,967 | 3,661 | 903 | 17,893 | 15,234 | 444 | 303 | 58 |
| Eating places..... | 52 | 36 | 2,034 | 1,728 | 428 | 8,188 | 6,683 | 247 | 153 | 54 |
| Drinking places..... | 41 | 41 | 1,933 | 1,933 | 475 | 9,705 | 8,551 | 197 | 150 | 4 |
| General merchandise group, total..... | 11 | 11 | 1,082 | 1,082 | 138 | 2,443 | 1,937 | 73 | 41 | 8 |
| General merchandise group (except variety)..... | 4 | 4 | 428 | 428 | 58 | 911 | 808 | 25 | 17 | 3 |
| Variety stores..... | 7 | 7 | 654 | 654 | 80 | 1,532 | 1,129 | 48 | 24 | 5 |
| Apparel, accessories stores, total..... | 23 | 13 | 856 | 710 | 87 | 1,808 | 1,673 | 30 | 23 | 20 |
| Shoe stores..... | 4 | ... | 76 | ... | ... | ... | ... | ... | ... | 4 |
| Men's, boys' clothing and furnishings stores..... | 5 | 5 | 246 | 246 | 14 | 310 | 220 | 8 | 5 | 5 |
| Family clothing stores..... | 2 | 2 | (D) | (D) | (D) | (D) | (D) | (D) | (D) | (D) |
| Women's clothing, specialty stores..... | 4 | 4 | 87 | 87 | 9 | 226 | 181 | 9 | 5 | 4 |
| Ready-to-wear stores..... | 2 | 2 | (D) | (D) | (D) | (D) | (D) | (D) | (D) | (D) |
| Other clothing, specialty stores..... | 2 | 2 | (D) | (D) | (D) | (D) | (D) | (D) | (D) | (D) |
| Other apparel stores..... | 6 | 2 | (D) | (D) | (D) | (D) | (D) | (D) | (D) | (D) |
| Furniture, home furnishings, appliance dealers, total..... | 32 | 16 | 1,415 | 1,099 | 130 | 2,624 | 2,305 | 46 | 34 | 32 |
| Furniture, home furnishings stores, antique stores..... | 8 | 8 | 597 | 597 | 68 | 1,329 | 1,085 | 23 | 15 | 6 |
| Household appliance, radio, TV stores..... | 24 | 8 | 818 | 502 | 62 | 1,295 | 1,220 | 23 | 19 | 26 |
| Automotive group..... | 22 | 18 | 6,134 | 6,098 | 592 | 12,343 | 12,171 | 161 | 155 | 13 |
| Gasoline service stations..... | 49 | 35 | 2,887 | 2,477 | 181 | 3,453 | 2,974 | 90 | 63 | 58 |
| Lumber, bldg. mats., hardware, farm equip. dealers, total..... | 29 | 17 | 2,634 | 2,472 | 268 | 6,833 | 6,199 | 100 | 87 | 27 |
| Farm equipment dealers..... | ... | ... | ... | ... | ... | ... | ... | ... | ... | ... |
| Lumber, building materials, supplies, equipment dealers..... | 20 | 10 | 2,147 | (D) | 212 | 5,787 | 5,200 | 81 | 71 | 20 |
| Hardware stores..... | 9 | 7 | 487 | (D) | 56 | 1,046 | 999 | 19 | 16 | 7 |

Standard Notes: (D) Withheld to avoid disclosure. (NA) Not available. n.e.c. Not elsewhere classified. XXXX Not applicable. (Z) Less than \$500. ... Represents zero.
¹ Group totals may include data for establishments without payroll which could not be classified by detailed kind of business.

Table 105. RETAIL TRADE: 1954 — CITIES WITH 500 ESTABLISHMENTS OR MORE—Continued

Establishments, Sales, Payroll, and Personnel, by Kind of Business

| City and kind of business | Establishments | | Sales | | Payroll, entire year (\$1,000) | Payroll, workweek ended nearest Nov. 15 | | Paid employees, workweek ended nearest Nov. 15 | | Proprietors (unincorporated businesses only) ¹ (Number) |
|---|--------------------|--------------|--|-----------------------------|-----------------------------------|---|---------------|--|---------------|---|
| | Total ¹ | With payroll | Total, all establishments ¹ | Establishments with payroll | | Total | Full workweek | Total | Full workweek | |
| | (Number) | (Number) | (\$1,000) | (\$1,000) | | (Dollars) | (Dollars) | (Number) | (Number) | |
| CHICOPEE--Con. | | | | | | | | | | |
| Drug stores, proprietary stores, total | 20 | 20 | 1,485 | 1,485 | 172 | 3,257 | 2,662 | 70 | 44 | 18 |
| Drug stores | 19 | 19 | (D) | (D) | (D) | (D) | (D) | (D) | (D) | (D) |
| Proprietary stores | 1 | 1 | (D) | (D) | (D) | (D) | (D) | (D) | (D) | (D) |
| Other retail stores, total | 63 | 27 | 3,157 | 2,491 | 256 | 5,046 | 4,375 | 99 | 75 | 59 |
| Liquor stores | 7 | 7 | 766 | 766 | 85 | 1,810 | 1,434 | 34 | 20 | 1 |
| Fuel, ice dealers | 21 | 11 | 1,528 | 1,032 | 90 | 1,980 | 1,740 | 39 | 32 | 22 |
| Feed, farm, garden supply stores | 5 | 3 | (D) | (D) | (D) | (D) | (D) | (D) | (D) | (D) |
| Jewelry stores | 3 | 1 | 53 | (D) | (D) | (D) | (D) | (D) | (D) | (D) |
| Book, stationery stores | 1 | 1 | (D) | (D) | (D) | (D) | (D) | (D) | (D) | (D) |
| Other retail stores (except second-hand) | 12 | 2 | 306 | (D) | (D) | (D) | (D) | (D) | (D) | (D) |
| Second-hand stores | 6 | 2 | 94 | (D) | (D) | (D) | (D) | (D) | (D) | (D) |
| Nonstore retailers | 34 | 4 | 726 | 190 | 45 | 792 | 700 | 14 | 9 | 39 |
| FALL RIVER | | | | | | | | | | |
| Retail trade, total | 1,378 | 872 | 115,440 | 106,408 | 12,658 | 249,365 | 229,450 | 5,587 | 4,382 | 1,189 |
| Food stores, total | 395 | 203 | 28,431 | 24,541 | 1,981 | 38,578 | 34,952 | 915 | 712 | 371 |
| Grocery stores | 192 | 134 | 20,596 | 18,940 | 1,303 | 24,906 | 22,073 | 532 | 387 | 189 |
| Meat markets, fish (seafood) markets | 15 | 11 | 2,709 | (D) | 194 | 3,832 | 3,790 | 125 | 123 | 12 |
| Fruit stores, vegetable markets | 17 | 11 | 564 | 520 | 54 | 1,207 | 1,147 | 24 | 22 | 15 |
| Candy, nut, confectionery stores | 8 | 6 | 346 | (D) | 37 | 916 | 778 | 26 | 18 | 6 |
| Other food stores | 53 | 41 | 2,172 | 2,172 | 393 | 7,717 | 7,164 | 208 | 162 | 49 |
| Eating, drinking places, total | 209 | 179 | 7,533 | 7,147 | 1,567 | 30,806 | 28,596 | 820 | 671 | 156 |
| Eating places | 121 | 93 | 4,815 | (D) | 921 | 17,816 | 16,680 | 501 | 420 | 143 |
| Drinking places | 87 | 85 | 2,718 | (D) | 646 | 12,990 | 11,916 | 319 | 251 | 13 |
| General merchandise group, total | 62 | 34 | 9,909 | 9,607 | 1,654 | 30,168 | 24,580 | 948 | 563 | 55 |
| General merchandise group (except variety) | 50 | 22 | (D) | (D) | (D) | (D) | (D) | (D) | (D) | (D) |
| Variety stores | 12 | 12 | (D) | (D) | (D) | (D) | (D) | (D) | (D) | (D) |
| Apparel, accessories stores, total | 124 | 98 | 12,634 | 12,122 | 1,758 | 33,653 | 29,788 | 834 | 611 | 93 |
| Shoe stores | 29 | 19 | (D) | 1,850 | 197 | 3,674 | 3,365 | 84 | 63 | 22 |
| Men's, boys' clothing and furnishings stores | (NA) | 22 | (NA) | (D) | 344 | 5,909 | 5,558 | 127 | 106 | (NA) |
| Family clothing stores | (NA) | 6 | (NA) | (D) | 206 | 3,969 | 3,751 | 84 | 69 | (NA) |
| Women's clothing, specialty stores | 54 | 46 | 5,956 | 5,810 | 969 | 19,275 | 16,366 | 519 | 359 | 39 |
| Ready-to-wear stores | (NA) | 31 | (NA) | (D) | 924 | 18,360 | 15,610 | 488 | 338 | (NA) |
| Other clothing, specialty stores | (NA) | 15 | (NA) | (D) | 45 | 915 | 756 | 31 | 21 | (NA) |
| Other apparel stores | 5 | 5 | 225 | 225 | 42 | 826 | 748 | 20 | 14 | 3 |
| Furniture, home furnishings, appliance dealers, total | 78 | 58 | 9,584 | 9,386 | 1,222 | 29,171 | 28,517 | 493 | 466 | 66 |
| Furniture, home furnishings stores, antique stores | 47 | 43 | 7,678 | (D) | 994 | 24,449 | 24,071 | 404 | 386 | 39 |
| Household appliance, radio, TV stores | 31 | 15 | 1,906 | (D) | 228 | 4,722 | 4,446 | 89 | 80 | 27 |
| Automotive group | 51 | 39 | 15,080 | 14,574 | 1,356 | 28,361 | 28,046 | 401 | 392 | 30 |
| Gasoline service stations | 102 | 54 | 5,092 | 4,102 | 252 | 4,864 | 4,342 | 112 | 92 | 114 |
| Lumber, bldg. mats., hardware, farm equip. dealers, total | 57 | 37 | 6,303 | 6,081 | 571 | 11,177 | 11,030 | 172 | 163 | 44 |
| Farm equipment dealers | 2 | 2 | (D) | (D) | (D) | (D) | (D) | (D) | (D) | (D) |
| Lumber, building materials, supplies, equipment dealers | 24 | 18 | 3,914 | 3,812 | 461 | 9,123 | 9,051 | 127 | 122 | 16 |
| Hardware stores | 31 | 17 | (D) | (D) | (D) | (D) | (D) | (D) | (D) | (D) |
| Drug stores, proprietary stores, total | 39 | 39 | 3,820 | 3,820 | 484 | 8,983 | 7,173 | 263 | 160 | 29 |
| Drug stores | 34 | 34 | 3,454 | 3,454 | 461 | 8,722 | 6,912 | 255 | 152 | 24 |
| Proprietary stores | 5 | 5 | 366 | 366 | 23 | 261 | 261 | 8 | 8 | 5 |
| Other retail stores, total | 214 | 118 | 15,181 | 13,919 | 1,653 | 30,622 | 29,560 | 559 | 489 | 175 |
| Liquor stores | 30 | 28 | 1,771 | (D) | 217 | 3,808 | 3,633 | 70 | 62 | 2 |
| Fuel, ice dealers | 50 | 24 | 6,229 | 5,931 | 686 | 12,989 | 12,903 | 194 | 186 | 52 |
| Feed, farm, garden supply stores | 7 | 5 | 3,233 | (D) | 276 | 4,948 | 4,948 | 77 | 77 | 2 |
| Jewelry stores | 21 | 19 | 1,237 | (D) | 183 | 3,584 | 3,325 | 76 | 59 | 16 |
| Book, stationery stores | 8 | 6 | (D) | (D) | (D) | (D) | (D) | (D) | (D) | (D) |
| Other retail stores (except second-hand) | 68 | 32 | 1,711 | 1,227 | 181 | 3,554 | 3,094 | 101 | 69 | 63 |
| Second-hand stores | 12 | 4 | (D) | (D) | (D) | (D) | (D) | (D) | (D) | (D) |
| Nonstore retailers | 58 | 14 | 1,573 | 1,109 | 160 | 2,982 | 2,866 | 70 | 63 | 56 |
| FITCHBURG | | | | | | | | | | |
| Retail trade, total | 578 | 390 | 60,650 | 56,986 | 6,814 | 128,707 | 116,019 | 2,707 | 2,033 | 308 |
| Food stores, total | 130 | 66 | 14,423 | 12,903 | 973 | 19,510 | 16,065 | 440 | 282 | 116 |
| Grocery stores | 96 | 52 | 12,936 | 11,992 | 845 | 17,262 | 13,893 | 388 | 235 | 74 |
| Meat markets, fish (seafood) markets | 2 | 2 | (D) | (D) | (D) | (D) | (D) | (D) | (D) | (D) |
| Fruit stores, vegetable markets | 3 | 3 | (D) | (D) | (D) | (D) | (D) | (D) | (D) | (D) |
| Candy, nut, confectionery stores | 6 | 4 | (D) | (D) | (D) | (D) | (D) | (D) | (D) | (D) |
| Other food stores | 22 | 8 | 913 | 607 | 106 | 1,804 | 1,734 | 40 | 35 | 22 |
| Eating, drinking places, total | 82 | 74 | 3,436 | 3,324 | 749 | 14,893 | 13,313 | 383 | 292 | 48 |
| Eating places | 51 | 43 | 2,306 | 2,208 | 490 | 9,863 | 8,963 | 269 | 213 | 42 |
| Drinking places | 31 | 31 | 1,130 | 1,116 | 259 | 5,030 | 4,350 | 114 | 79 | 6 |
| General merchandise group, total | 15 | 13 | 4,676 | (D) | 708 | 13,393 | 10,326 | 411 | 230 | 4 |
| General merchandise group (except variety) | 10 | 8 | 3,585 | (D) | 471 | 8,725 | 6,863 | 248 | 150 | 3 |
| Variety stores | 5 | 5 | 1,091 | 1,091 | 237 | 4,668 | 3,463 | 163 | 80 | 1 |

Standard Notes: (D) Withheld to avoid disclosure. (NA) Not available. n.e.c. Not elsewhere classified. XXX Not applicable. (Z) Less than \$500. ... represents zero.
¹ Group totals may include data for establishments without payroll which could not be classified by detailed kind of business.

Table 105. RETAIL TRADE: 1954 — CITIES WITH 500 ESTABLISHMENTS OR MORE—Continued

Establishments, Sales, Payroll, and Personnel, by Kind of Business

| City and kind of business | Establishments | | Sales | | Payroll, entire year (\$1,000) | Payroll, workweek ended nearest Nov. 15 | | Paid employees, workweek ended nearest Nov. 15 | | Proprietors (unincorporated businesses only) ¹ (Number) |
|---|--------------------------------|--------------------------|---|--|-----------------------------------|---|----------------------------|--|---------------------------|---|
| | Total ¹ (Number) | With payroll (Number) | Total, all establishments ¹ (\$1,000) | Establishments with payroll (\$1,000) | | Total (Dollars) | Full workweek (Dollars) | Total (Number) | Full workweek (Number) | |
| FITCHBURG--Con. | | | | | | | | | | |
| Apparel, accessories stores, total | 52 | 49 | 4,538 | 4,456 | 711 | 13,127 | 11,892 | 305 | 230 | 31 |
| Shoe stores | 12 | 10 | 690 | (D) | 113 | 1,620 | 1,433 | 36 | 23 | 2 |
| Men's, boys' clothing and furnishings stores | 8 | 8 | 702 | 692 | 116 | 1,633 | 1,383 | 39 | 28 | 6 |
| Family clothing stores | 7 | 7 | 1,092 | 1,092 | 156 | 2,948 | 2,690 | 65 | 48 | 3 |
| Women's clothing, specialty stores | 22 | 20 | 1,733 | (D) | 280 | 5,981 | 5,591 | 139 | 116 | 16 |
| Ready-to-wear stores | (NA) | 13 | (NA) | 1,543 | 254 | 5,486 | 5,180 | 126 | 107 | (NA) |
| Other clothing, specialty stores | (NA) | 7 | (NA) | (D) | 26 | 495 | 411 | 13 | 9 | (NA) |
| Other apparel stores | 4 | 4 | 521 | 321 | 46 | 945 | 795 | 26 | 15 | 4 |
| Furniture, home furnishings, appliance dealers, total | 24 | 22 | 3,099 | (D) | 481 | 8,264 | 8,025 | 144 | 131 | 11 |
| Furniture, home furnishings stores, antique stores | 19 | 17 | 1,793 | (D) | 272 | 4,420 | 4,240 | 91 | 80 | 11 |
| Household appliance, radio, TV stores | 5 | 5 | 1,306 | 1,306 | 209 | 3,844 | 3,785 | 53 | 51 | ... |
| Automotive group | 28 | 22 | 10,603 | 9,955 | 1,131 | 19,162 | 18,896 | 303 | 290 | 19 |
| Gasoline service stations | 52 | 40 | 4,423 | 4,051 | 325 | 7,506 | 6,736 | 154 | 107 | 54 |
| Lumber, bldg. mats., hardware, farm equip. dealers, total | 27 | 19 | 4,130 | 3,958 | 496 | 8,657 | 8,405 | 140 | 128 | 15 |
| Farm equipment dealers | ... | ... | ... | ... | ... | ... | ... | ... | ... | ... |
| Lumber, building materials, supplies, equipment dealers | 16 | 10 | 2,800 | (D) | 323 | 5,438 | 5,221 | 83 | 73 | 10 |
| Hardware stores | 11 | 9 | 1,290 | (D) | 173 | 3,219 | 3,184 | 57 | 55 | 5 |
| Drug stores, proprietary stores, total | 24 | 22 | 1,905 | (D) | 233 | 4,316 | 3,593 | 105 | 64 | 17 |
| Drug stores | (NA) | 20 | (NA) | 1,676 | (D) | (D) | (D) | (D) | (D) | (NA) |
| Proprietary stores | (NA) | 2 | (NA) | (D) | (D) | (D) | (D) | (D) | (D) | (NA) |
| Other retail stores, total | 79 | 55 | 7,910 | 7,612 | 679 | 13,881 | 12,770 | 235 | 192 | 54 |
| Liquor stores | 10 | 10 | 1,064 | 1,064 | 109 | 2,281 | 2,045 | 32 | 25 | 1 |
| Fuel, ice dealers | 19 | 15 | 1,903 | 1,851 | 179 | 3,760 | 3,637 | 61 | 54 | 16 |
| Feed, farm, garden supply stores | 5 | 5 | 3,207 | 3,207 | 161 | 2,570 | 2,463 | 40 | 37 | ... |
| Jewelry stores | 2 | 2 | (D) | (D) | (D) | (D) | (D) | (D) | (D) | (D) |
| Book, stationery stores | 3 | 1 | (D) | (D) | (D) | (D) | (D) | (D) | (D) | (D) |
| Other retail stores (except second-hand) | 32 | 20 | 1,253 | 1,069 | 133 | 3,057 | 2,715 | 69 | 51 | 26 |
| Second-hand stores | 4 | 2 | 95 | (D) | (D) | (D) | (D) | (D) | (D) | (D) |
| Nonstore retailers | 24 | 8 | 1,507 | 1,159 | 328 | 5,998 | 5,998 | 87 | 87 | 19 |
| HAVERHILL | | | | | | | | | | |
| Retail trade, total | 598 | 424 | 53,011 | 49,929 | 5,836 | 111,697 | 101,351 | 2,468 | 1,692 | 514 |
| Food stores, total | 122 | 74 | 12,565 | 11,541 | 836 | 16,448 | 14,187 | 356 | 261 | 123 |
| Grocery stores | 75 | 51 | 10,255 | 10,407 | 726 | 14,408 | 12,319 | 303 | 220 | 79 |
| Meat markets, fish (seafood) markets | 5 | 5 | 292 | 292 | 29 | 497 | 487 | 8 | 8 | 4 |
| Fruit stores, vegetable markets | 8 | 2 | 381 | (D) | (D) | (D) | (D) | (D) | (D) | (D) |
| Candy, nut, confectionery stores | 5 | 3 | 163 | (D) | (D) | (D) | (D) | (D) | (D) | (D) |
| Other food stores | 19 | 13 | 684 | 594 | 61 | 1,133 | 1,034 | 33 | 26 | 18 |
| Eating, drinking places, total | 96 | 74 | 3,278 | 3,074 | 626 | 13,951 | 12,818 | 367 | 292 | 85 |
| Eating places | 62 | 52 | 2,587 | (D) | 463 | 10,963 | 10,323 | 283 | 240 | 57 |
| Drinking places | 24 | 22 | 691 | (D) | 163 | 2,988 | 2,495 | 84 | 52 | 28 |
| General merchandise group, total | 21 | 19 | 4,330 | (D) | 718 | 14,726 | 12,373 | 432 | 280 | 14 |
| General merchandise group (except variety) | 9 | 7 | 2,629 | (D) | 422 | 9,187 | 7,909 | 245 | 173 | 7 |
| Variety stores | 12 | 12 | 1,701 | 1,701 | 296 | 5,539 | 4,464 | 187 | 107 | 7 |
| Apparel, accessories stores, total | 73 | 59 | 4,632 | 4,300 | 522 | 10,127 | 8,767 | 245 | 172 | 34 |
| Shoe stores | 25 | 19 | 1,750 | 1,566 | 145 | 2,432 | 2,166 | 53 | 39 | 10 |
| Men's, boys' clothing and furnishings stores | (NA) | 13 | (NA) | 1,085 | 150 | 2,847 | 2,633 | 54 | 43 | (NA) |
| Family clothing stores | (NA) | 1 | (NA) | (D) | (D) | (D) | (D) | (D) | (D) | (NA) |
| Women's clothing, specialty stores | 23 | 21 | 1,220 | (D) | 189 | 3,805 | 3,220 | 115 | 74 | 11 |
| Ready-to-wear stores | (NA) | 13 | (NA) | 1,172 | 155 | 3,081 | 2,526 | 96 | 58 | (NA) |
| Other clothing, specialty stores | (NA) | 8 | (NA) | (D) | 34 | 724 | 694 | 19 | 16 | (NA) |
| Other apparel stores | 7 | 5 | 257 | (D) | (D) | (D) | (D) | (D) | (D) | 5 |
| Furniture, home furnishings, appliance dealers, total | 34 | 28 | 2,983 | 2,889 | 515 | 9,274 | 8,732 | 181 | 150 | 24 |
| Furniture, home furnishings stores, antique stores | 24 | 18 | 2,244 | 2,150 | 382 | 6,721 | 6,391 | 125 | 105 | 15 |
| Household appliance, radio, TV stores | 10 | 10 | 739 | 739 | 133 | 2,553 | 2,341 | 56 | 45 | 9 |
| Automotive group | 24 | 24 | 10,576 | 10,562 | 1,164 | 19,720 | 19,429 | 297 | 285 | 14 |
| Gasoline service stations | 59 | 43 | 3,723 | 3,301 | 256 | 5,186 | 4,647 | 109 | 82 | 71 |
| Lumber, bldg. mats., hardware, farm equip. dealers, total | 20 | 14 | 2,872 | 2,800 | 447 | 7,880 | 7,702 | 141 | 130 | 14 |
| Farm equipment dealers | 1 | 1 | (D) | (D) | (D) | (D) | (D) | (D) | (D) | (D) |
| Lumber, building materials, supplies, equipment dealers | 11 | 9 | 1,837 | (D) | 294 | 5,047 | 4,973 | 82 | 78 | 9 |
| Hardware stores | 8 | 4 | (D) | (D) | (D) | (D) | (D) | (D) | (D) | (D) |
| Drug stores, proprietary stores, total | 21 | 21 | 1,609 | 1,609 | 209 | 3,795 | 3,168 | 92 | 59 | 14 |
| Drug stores | 19 | 19 | (D) | (D) | (D) | (D) | (D) | (D) | (D) | (D) |
| Proprietary stores | 2 | 2 | (D) | (D) | (D) | (D) | (D) | (D) | (D) | (D) |
| Other retail stores, total | 107 | 61 | 5,940 | (D) | 485 | 9,812 | 8,802 | 234 | 170 | 88 |
| Liquor stores | 15 | 15 | 1,487 | 1,487 | 115 | 2,077 | 1,825 | 49 | 30 | 2 |
| Fuel, ice dealers | 33 | 13 | 2,107 | 1,801 | 160 | 3,427 | 3,132 | 63 | 53 | 31 |
| Feed, farm, garden supply stores | 6 | 4 | 787 | (D) | 43 | 862 | 806 | 30 | 24 | 4 |
| Jewelry stores | 10 | 10 | 528 | 528 | 69 | 1,358 | 1,169 | 34 | 22 | 8 |
| Book, stationery stores | 1 | 1 | (D) | (D) | (D) | (D) | (D) | (D) | (D) | (D) |
| Other retail stores (except second-hand) | 33 | 17 | 911 | 645 | 82 | 1,806 | 1,629 | 47 | 34 | 31 |
| Second-hand stores | 1 | 1 | (D) | (D) | (D) | (D) | (D) | (D) | (D) | (D) |
| Nonstore retailers | 31 | 7 | 503 | 249 | 58 | 778 | 726 | 14 | 11 | 33 |

Standard Notes: (D) Withheld to avoid disclosure. (NA) Not available. n.e.c. Not elsewhere classified. XXX Not applicable. (Z) Less than \$500. ... Represents zero.
¹ Group totals may include data for establishments without payroll which could not be classified by detailed kind of business.

Table 105. RETAIL TRADE: 1954 — CITIES WITH 500 ESTABLISHMENTS OR MORE—Continued

Establishments, Sales, Payroll, and Personnel, by Kind of Business

| City and kind of business | Establishments | | Sales | | Payroll, entire year (\$1,000) | Payroll, workweek ended nearest Nov. 15 | | Paid employees, workweek ended nearest Nov. 15 | | Proprietors (unincorporated businesses only) ¹ (Number) |
|--|--------------------------------|--------------------------|---|--|-----------------------------------|---|----------------------------|--|---------------------------|---|
| | Total ¹ (Number) | With payroll (Number) | Total, all establishments ¹ (\$1,000) | Establishments with payroll (\$1,000) | | Total (Dollars) | Full workweek (Dollars) | Total (Number) | Full workweek (Number) | |
| HOLYOKE | | | | | | | | | | |
| Retail trade, total..... | 680 | 492 | 71,952 | 67,884 | 9,056 | 174,841 | 155,914 | 3,698 | 2,680 | 541 |
| Food stores, total..... | 160 | 84 | 16,830 | 14,820 | 1,122 | 22,062 | 18,518 | 523 | 332 | 174 |
| Grocery stores..... | 98 | 58 | 14,712 | 13,408 | 927 | 18,328 | 15,462 | 420 | 268 | 104 |
| Meat markets, fish (seafood) markets..... | 8 | 4 | 583 | 211 | 11 | 320 | 245 | e | 4 | 8 |
| Fruit stores, vegetable markets..... | 9 | 3 | 306 | (D) | (D) | (D) | (D) | (D) | (D) | (D) |
| Candy, nut, confectionery stores..... | 5 | 1 | 105 | (D) | (D) | (D) | (D) | (D) | (D) | (D) |
| Other food stores..... | 22 | 18 | 1,016 | 976 | 166 | 3,205 | 2,657 | 88 | 56 | 25 |
| Eating, drinking places, total..... | 117 | 105 | 5,891 | 5,653 | 1,350 | 27,450 | 23,883 | 719 | 527 | 85 |
| Eating places..... | 70 | 58 | 4,178 | 3,940 | 922 | 18,904 | 16,185 | 525 | 391 | 72 |
| Drinking places..... | 47 | 47 | 1,713 | 1,713 | 428 | 8,546 | 7,698 | 194 | 136 | 13 |
| General merchandise group, total..... | 21 | 17 | 7,159 | 7,045 | 1,097 | 22,984 | 19,391 | 657 | 426 | 13 |
| General merchandise group (except variety)..... | 13 | 9 | 4,528 | 4,528 | 712 | 14,864 | 13,780 | 351 | 289 | 9 |
| Variety stores..... | 8 | 8 | 2,517 | 2,517 | 385 | 8,120 | 5,611 | 306 | 137 | 4 |
| Apparel, accessories stores, total..... | 80 | 72 | 6,122 | 5,986 | 996 | 18,133 | 15,481 | 427 | 286 | 37 |
| Shoe stores..... | 14 | 14 | 1,315 | 1,315 | 214 | 3,668 | 3,379 | 79 | 62 | 3 |
| Men's, boys' clothing and furnishings stores..... | (NA) | 13 | (NA) | (D) | 252 | 4,492 | 4,232 | 83 | 65 | (NA) |
| Family clothing stores..... | (NA) | 3 | (NA) | 199 | 19 | 384 | 384 | 14 | 14 | (NA) |
| Women's clothing, specialty stores..... | 74 | 32 | 2,602 | (D) | 411 | 7,740 | 6,616 | 206 | 123 | 17 |
| Ready-to-wear stores..... | (NA) | 16 | (NA) | 2,048 | 312 | 5,978 | 5,139 | 149 | 86 | (NA) |
| Other clothing, specialty stores..... | (NA) | 16 | (NA) | (D) | 99 | 1,762 | 1,477 | 57 | 37 | (NA) |
| Other apparel stores..... | 12 | 10 | 602 | (D) | 100 | 1,843 | 870 | 45 | 22 | 8 |
| Furniture, home furnishings, appliance dealers, total..... | 55 | 41 | 5,825 | 5,565 | 905 | 16,298 | 15,755 | 267 | 237 | 38 |
| Furniture, home furnishings stores, antique stores..... | 36 | 28 | 3,583 | 3,189 | 515 | 10,126 | 9,905 | 157 | 143 | 24 |
| Household appliance, radio, TV stores..... | 19 | 13 | 2,242 | 2,376 | 390 | 6,172 | 5,850 | 110 | 94 | 14 |
| Automotive group..... | 25 | 19 | 9,514 | 9,388 | 1,126 | 21,204 | 20,162 | 271 | 247 | 13 |
| Gasoline service stations..... | 35 | 25 | 1,924 | 1,760 | 182 | 3,109 | 2,630 | 74 | 47 | 37 |
| Lumber, bldg. mats., hardware, farm equip. dealers, total..... | 36 | 24 | 4,511 | 4,277 | 703 | 13,828 | 12,861 | 209 | 163 | 27 |
| Farm equipment dealers..... | 1 | 1 | (D) | (D) | (D) | (D) | (D) | (D) | (D) | (D) |
| Lumber, building materials, supplies, equipment dealers..... | 28 | 16 | 3,272 | 3,038 | 526 | 9,143 | 8,413 | 128 | 112 | 24 |
| Hardware stores..... | 7 | 7 | (D) | (D) | (D) | (D) | (D) | (D) | (D) | (D) |
| Drug stores, proprietary stores, total..... | 29 | 29 | 2,599 | 2,599 | 329 | 6,355 | 5,102 | 153 | 87 | 25 |
| Drug stores..... | 29 | 29 | 2,599 | 2,599 | 329 | 6,355 | 5,102 | 153 | 87 | 25 |
| Proprietary stores..... | ... | ... | ... | ... | ... | ... | ... | ... | ... | ... |
| Other retail stores, total..... | 113 | 71 | 9,217 | 8,489 | 913 | 17,649 | 16,362 | 325 | 255 | 85 |
| Liquor stores..... | 9 | 9 | 1,797 | 1,797 | 197 | 3,619 | 3,089 | 76 | 43 | 1 |
| Fuel, ice dealers..... | 24 | 14 | 4,550 | 4,140 | 386 | 7,542 | 7,274 | 111 | 101 | 19 |
| Feed, farm, garden supply stores..... | 4 | 4 | 319 | 319 | 32 | 748 | 748 | 15 | 15 | 2 |
| Jewelry stores..... | 14 | 10 | 892 | 866 | 114 | 2,211 | 2,010 | 44 | 33 | 9 |
| Book, stationery stores..... | 3 | 3 | (D) | (D) | (D) | (D) | (D) | (D) | (D) | (D) |
| Other retail stores (except second-hand)..... | 43 | 31 | (D) | (D) | (D) | (D) | (D) | (D) | (D) | (D) |
| Second-hand stores..... | ... | ... | ... | ... | ... | ... | ... | ... | ... | ... |
| Nonstore retailers..... | 9 | 5 | 2,560 | 2,302 | 333 | 5,769 | 5,769 | 73 | 73 | 7 |
| LAWRENCE | | | | | | | | | | |
| Retail trade, total..... | 1,194 | 740 | 95,798 | 86,916 | 11,425 | 221,906 | 199,508 | 4,831 | 3,675 | 1,009 |
| Food stores, total..... | 375 | 159 | 21,983 | 16,969 | 1,446 | 28,980 | 24,780 | 657 | 431 | 399 |
| Grocery stores..... | 194 | 96 | 15,826 | 13,560 | 993 | 19,512 | 16,394 | 419 | 267 | 203 |
| Meat markets, fish (seafood) markets..... | 27 | 15 | 1,613 | (D) | (D) | (D) | (D) | (D) | (D) | 32 |
| Fruit stores, vegetable markets..... | 7 | 3 | 309 | (D) | (D) | (D) | (D) | (D) | (D) | 9 |
| Candy, nut, confectionery stores..... | 11 | 7 | (D) | 260 | 29 | 561 | 438 | 23 | 14 | 12 |
| Other food stores..... | 46 | 38 | (D) | 1,761 | 308 | 6,509 | 5,776 | 161 | 113 | 45 |
| Eating, drinking places, total..... | 168 | 142 | 6,822 | 6,436 | 1,616 | 32,059 | 28,828 | 863 | 645 | 100 |
| Eating places..... | 104 | 78 | 4,623 | 4,237 | 1,071 | 20,812 | 18,964 | 598 | 461 | 93 |
| Drinking places..... | 64 | 64 | 2,199 | 2,199 | 545 | 11,247 | 9,864 | 265 | 184 | 7 |
| General merchandise group, total..... | 34 | 22 | 6,740 | 6,584 | 995 | 19,271 | 15,362 | 580 | 378 | 26 |
| General merchandise group (except variety)..... | 25 | 13 | (D) | (D) | (D) | (D) | (D) | (D) | (D) | (D) |
| Variety stores..... | 9 | 9 | (D) | (D) | (D) | (D) | (D) | (D) | (D) | (D) |
| Apparel, accessories stores, total..... | 126 | 102 | 11,509 | 11,141 | 1,743 | 33,543 | 29,211 | 802 | 574 | 82 |
| Shoe stores..... | 26 | 22 | (D) | (D) | (D) | (D) | (D) | (D) | (D) | (D) |
| Men's, boys' clothing and furnishings stores..... | 26 | 26 | 3,295 | 3,295 | 481 | 9,141 | 7,969 | 194 | 127 | 13 |
| Family clothing stores..... | 8 | 8 | (D) | (D) | (D) | (D) | (D) | (D) | (D) | (D) |
| Women's clothing, specialty stores..... | 45 | 37 | 4,955 | 4,861 | 835 | 14,357 | 12,745 | 400 | 299 | 35 |
| Ready-to-wear stores..... | (NA) | 23 | (NA) | (D) | (D) | (D) | (D) | (D) | (D) | (NA) |
| Other clothing, specialty stores..... | (NA) | 14 | (NA) | (D) | (D) | (D) | (D) | (D) | (D) | (NA) |
| Other apparel stores..... | 17 | 9 | 637 | 603 | 100 | 2,071 | 1,948 | 42 | 33 | 17 |
| Furniture, home furnishings, appliance dealers, total..... | 81 | 51 | 5,605 | 5,081 | 754 | 14,530 | 13,584 | 271 | 223 | 67 |
| Furniture, home furnishings stores, antique stores..... | 46 | 30 | 3,120 | (D) | (D) | (D) | (D) | (D) | (D) | 36 |
| Household appliance, radio, TV stores..... | 35 | 21 | 2,485 | (D) | (D) | (D) | (D) | (D) | (D) | 31 |
| Automotive group..... | 35 | 27 | 14,525 | 14,273 | 1,321 | 25,170 | 24,921 | 393 | 383 | 26 |
| Gasoline service stations..... | 63 | 51 | 3,816 | 3,572 | 325 | 6,143 | 5,387 | 135 | 97 | 55 |
| Lumber, bldg. mats., hardware, farm equip. dealers, total..... | 29 | 21 | 6,517 | 6,195 | 854 | 15,493 | 14,699 | 282 | 250 | 25 |
| Farm equipment dealers..... | ... | ... | ... | ... | ... | ... | ... | ... | ... | ... |
| Lumber, building materials, supplies, equipment dealers..... | 17 | 13 | 3,242 | 2,956 | 374 | 7,212 | 6,518 | 124 | 102 | 16 |
| Hardware stores..... | 12 | 8 | 3,275 | 3,239 | 480 | 8,281 | 8,181 | 158 | 148 | 9 |

Standard Notes: (D) Withheld to avoid disclosure. (NA) Not available. n.e.c. Not elsewhere classified. XXX Not applicable. (Z) Less than \$500. ... Represents zero.
¹ Group totals may include data for establishments without payroll which could not be classified by detailed kind of business.

Table 105. RETAIL TRADE: 1954 — CITIES WITH 500 ESTABLISHMENTS OR MORE—Continued

Establishments, Sales, Payroll, and Personnel, by Kind of Business

| City and kind of business | Establishments | | Sales | | Payroll, entire year (\$1,000) | Payroll, workweek ended nearest Nov. 15 | | Paid employees, workweek ended nearest Nov. 15 | | Proprietors (unincorporated businesses only) ¹ (Number) |
|---|--------------------------------|--------------------------|---|--|-----------------------------------|---|----------------------------|--|---------------------------|---|
| | Total ¹ (Number) | With payroll (Number) | Total, all establishments ¹ (\$1,000) | Establishments with payroll (\$1,000) | | Total (Dollars) | Full workweek (Dollars) | Total (Number) | Full workweek (Number) | |
| LAWRENCE--Con. | | | | | | | | | | |
| Drug stores, proprietary stores, total | 40 | 40 | 3,042 | 3,042 | 358 | 6,856 | 5,364 | 197 | 124 | 36 |
| Drug stores | 40 | 40 | (D) | (D) | (D) | (D) | (D) | (D) | (D) | (D) |
| Proprietary stores | ••• | ••• | (D) | (D) | (D) | (D) | (D) | (D) | (D) | (D) |
| Other retail stores, total | 189 | 109 | 12,412 | 10,954 | 1,378 | 28,188 | 25,994 | 484 | 412 | 145 |
| Liquor stores | 18 | 18 | 1,628 | 1,628 | 225 | 4,208 | 3,874 | 63 | 52 | ••• |
| Fuel, ice dealers | 61 | 33 | 6,634 | 6,008 | 758 | 16,182 | 14,765 | 247 | 214 | 48 |
| Feed, farm, garden supply stores | 3 | 1 | (D) | (D) | (D) | (D) | (D) | (D) | (D) | (D) |
| Jewelry stores | 20 | 12 | (D) | (D) | (D) | (D) | (D) | (D) | (D) | (D) |
| Book, stationery stores | 7 | 7 | 408 | 408 | 64 | 1,205 | 1,205 | 28 | 28 | 6 |
| Other retail stores (except second-hand) | 58 | 36 | 1,756 | 1,496 | 192 | 3,430 | 3,101 | 89 | 67 | 46 |
| Second-hand stores | 8 | 2 | (D) | (D) | (D) | (D) | (D) | (D) | (D) | (D) |
| Nonstore retailers | 54 | 16 | 3,027 | 2,669 | 635 | 11,673 | 11,378 | 167 | 158 | 48 |
| LOWELL | | | | | | | | | | |
| Retail trade, total | 1,077 | 719 | 103,723 | 97,163 | 12,918 | 257,407 | 233,192 | 5,660 | 4,204 | 914 |
| Food stores, total | 313 | 155 | 25,557 | 22,583 | 1,639 | 33,657 | 28,811 | 757 | 509 | 296 |
| Grocery stores | 142 | 100 | 21,108 | 19,978 | 1,342 | 26,129 | 22,060 | 559 | 364 | 130 |
| Meat markets, fish (seafood) markets | 18 | 12 | 723 | 647 | 46 | 999 | 695 | 37 | 16 | 16 |
| Fruit stores, vegetable markets | 8 | 4 | (D) | (D) | (D) | (D) | (D) | (D) | (D) | (D) |
| Candy, nut, confectionery stores | 17 | 9 | (D) | (D) | (D) | (D) | (D) | (D) | (D) | (D) |
| Other food stores | 40 | 30 | 1,559 | 1,397 | 199 | 4,968 | 4,590 | 122 | 97 | 37 |
| Eating, drinking places, total | 180 | 172 | 8,955 | 8,161 | 1,944 | 39,751 | 35,426 | 1,069 | 773 | 89 |
| Eating places | 103 | 99 | 5,206 | (D) | 1,241 | 25,301 | 22,351 | 742 | 520 | 79 |
| Drinking places | 75 | 73 | 3,749 | (D) | 703 | 14,450 | 13,075 | 327 | 253 | 8 |
| General merchandise group, total | 42 | 38 | 11,404 | 11,330 | 1,949 | 38,524 | 33,041 | 1,090 | 707 | 32 |
| General merchandise group (except variety) | 25 | 21 | (D) | (D) | (D) | (D) | (D) | (D) | (D) | (D) |
| Variety stores | 17 | 17 | (D) | (D) | (D) | (D) | (D) | (D) | (D) | (D) |
| Apparel, accessories stores, total | 87 | 71 | 8,880 | (D) | (D) | (D) | (D) | (D) | (D) | (D) |
| Shoe stores | 22 | 18 | 1,658 | 1,526 | 277 | 4,932 | 4,425 | 83 | 56 | 11 |
| Men's, boys' clothing and furnishings stores | (NA) | 18 | (NA) | 2,467 | 470 | 8,893 | 8,296 | 166 | 127 | (NA) |
| Family clothing stores | (NA) | 6 | (NA) | 746 | 105 | 1,866 | 1,349 | 78 | 31 | (NA) |
| Women's clothing, specialty stores | 27 | 25 | (D) | (D) | (D) | (D) | (D) | (D) | (D) | (D) |
| Ready-to-wear stores | (NA) | 12 | (NA) | 3,314 | 567 | 11,092 | 9,928 | 288 | 212 | (NA) |
| Other clothing, specialty stores | (NA) | 13 | (NA) | (D) | (D) | (D) | (D) | (D) | (D) | (NA) |
| Other apparel stores | 8 | 4 | (D) | (D) | (D) | (D) | (D) | (D) | (D) | 5 |
| Furniture, home furnishings, appliance dealers, total | 51 | 37 | 6,560 | 6,350 | 1,120 | 25,361 | 24,363 | 437 | 377 | 34 |
| Furniture, home furnishings stores, antique stores | 31 | 21 | 3,174 | 3,010 | 605 | 11,331 | 10,504 | 225 | 174 | 21 |
| Household appliance, radio, TV stores | 20 | 16 | 3,386 | 3,340 | 515 | 14,030 | 13,859 | 211 | 203 | 13 |
| Automotive group | 25 | 21 | 13,408 | 13,278 | 1,454 | 25,026 | 24,571 | 370 | 354 | 15 |
| Gasoline service stations | 81 | 47 | 4,489 | 3,407 | 234 | 5,051 | 4,478 | 115 | 88 | 80 |
| Lumber, bldg. mats., hardware, farm equip. dealers, total | 38 | 22 | 4,098 | 3,886 | 630 | 14,474 | 14,430 | 224 | 221 | 27 |
| Farm equipment dealers | ••• | ••• | ••• | ••• | ••• | ••• | ••• | ••• | ••• | ••• |
| Lumber, building materials, supplies, equipment dealers | 20 | 12 | 2,529 | 2,435 | 464 | 7,026 | 7,016 | 97 | 96 | 13 |
| Hardware stores | 18 | 10 | 1,569 | 1,451 | 166 | 7,448 | 7,414 | 127 | 125 | 14 |
| Drug stores, proprietary stores, total | 45 | 41 | 3,160 | 3,104 | 460 | 9,615 | 7,444 | 242 | 149 | 30 |
| Drug stores | (NA) | 38 | (NA) | 2,970 | 452 | 9,370 | 7,272 | 235 | 144 | (NA) |
| Proprietary stores | (NA) | 3 | (NA) | 134 | 8 | 245 | 172 | 7 | 5 | (NA) |
| Other retail stores, total | 175 | 109 | 15,737 | 14,739 | 1,719 | 32,278 | 30,126 | 629 | 506 | 127 |
| Liquor stores | 20 | 20 | 2,187 | 2,187 | 302 | 4,923 | 4,256 | 95 | 60 | 1 |
| Fuel, ice dealers | 58 | 36 | 8,428 | 8,000 | 835 | 16,304 | 15,756 | 268 | 246 | 50 |
| Feed, farm, garden supply stores | 4 | 4 | (D) | (D) | (D) | (D) | (D) | (D) | (D) | (D) |
| Jewelry stores | 14 | 10 | 703 | 685 | 120 | 2,335 | 2,123 | 55 | 41 | 7 |
| Book, stationery stores | 7 | 5 | 868 | (D) | 194 | 3,188 | 2,982 | 73 | 58 | 3 |
| Other retail stores (except second-hand) | 45 | 31 | 1,753 | 1,459 | 176 | 3,756 | 3,313 | 101 | 69 | 40 |
| Second-hand stores | 15 | 3 | (D) | (D) | (D) | (D) | (D) | (D) | (D) | (D) |
| Nonstore retailers | 40 | 6 | 2,175 | (D) | (D) | (D) | (D) | (D) | (D) | (D) |
| LYNN | | | | | | | | | | |
| Retail trade, total | 1,182 | 786 | 116,239 | 107,587 | 13,641 | 266,213 | 235,876 | 6,075 | 4,448 | 967 |
| Food stores, total | 292 | 164 | 32,250 | 29,334 | 2,404 | 46,831 | 40,162 | 1,079 | 748 | 282 |
| Grocery stores | 135 | 97 | 25,353 | 24,359 | 1,754 | 34,223 | 28,634 | 758 | 490 | 110 |
| Meat markets, fish (seafood) markets | 34 | 22 | 1,993 | 1,753 | 146 | 2,809 | 2,593 | 71 | 58 | 33 |
| Fruit stores, vegetable markets | 27 | 7 | 810 | 414 | 28 | 522 | 495 | 11 | 9 | 35 |
| Candy, nut, confectionery stores | 3 | 3 | (D) | (D) | (D) | (D) | (D) | (D) | (D) | (D) |
| Other food stores | 51 | 35 | (D) | (D) | (D) | (D) | (D) | (D) | (D) | (D) |
| Eating, drinking places, total | 194 | 172 | 10,985 | 9,977 | 2,355 | 48,870 | 43,231 | 1,414 | 1,027 | 127 |
| Eating places | 129 | 107 | 7,460 | 7,152 | 1,738 | 35,746 | 31,367 | 1,093 | 775 | 117 |
| Drinking places | 65 | 65 | 2,925 | 2,825 | 617 | 13,124 | 11,864 | 321 | 252 | 10 |
| General merchandise group, total | 43 | 29 | 12,310 | 12,048 | 1,922 | 39,466 | 30,108 | 1,157 | 702 | 26 |
| General merchandise group (except variety) | 27 | 15 | 9,726 | 9,550 | 1,481 | 31,235 | 23,629 | 848 | 547 | 17 |
| Variety stores | 14 | 14 | 2,498 | 2,498 | 441 | 8,231 | 6,479 | 309 | 155 | 7 |

Standard Notes: (D) Withheld to avoid disclosure. (NA) Not available. n.e.c. Not elsewhere classified. XXX Not applicable. (Z) Less than \$500. ... Represents zero.
¹ Group totals may include data for establishments without payroll which could not be classified by detailed kind of business.

Table 105. RETAIL TRADE: 1954 — CITIES WITH 500 ESTABLISHMENTS OR MORE—Continued

Establishments, Sales, Payroll, and Personnel, by Kind of Business

| City and kind of business | Establishments | | Sales | | Payroll, entire year (\$1,000) | Payroll, workweek ended nearest Nov. 15 | | Paid employees, workweek ended nearest Nov. 15 | | Proprietors (unincorporated businesses only) ¹ (Number) |
|--|--------------------------------|--------------------------|---|--|-----------------------------------|---|----------------------------|--|---------------------------|---|
| | Total ¹ (Number) | With payroll (Number) | Total, all establishments ¹ (\$1,000) | Establishments with payroll (\$1,000) | | Total (Dollars) | Full workweek (Dollars) | Total (Number) | Full workweek (Number) | |
| LYNN--Con. | | | | | | | | | | |
| Apparel, accessories stores, total..... | 119 | 91 | 10,173 | 9,629 | 1,307 | 23,013 | 20,887 | 506 | 390 | 74 |
| Shoe stores..... | 35 | 27 | 2,521 | 2,189 | 300 | 5,487 | 5,113 | 99 | 77 | 16 |
| Men's, boys' clothing and furnishings stores..... | 16 | 16 | 2,133 | 2,133 | 273 | 4,963 | 4,331 | 80 | 56 | 7 |
| Family clothing stores..... | 8 | 8 | 1,712 | 1,712 | 277 | 4,274 | 3,846 | 109 | 81 | 3 |
| Women's clothing, specialty stores..... | 41 | 33 | 3,377 | 3,287 | 423 | 7,647 | 6,995 | 200 | 162 | 29 |
| Ready-to-wear stores..... | (NA) | 20 | (NA) | 3,024 | 393 | 6,964 | 6,385 | 176 | 144 | (NA) |
| Other clothing, specialty stores..... | (NA) | 13 | (NA) | 263 | 30 | 678 | 610 | 24 | 18 | (NA) |
| Other apparel stores..... | 13 | 7 | 852 | 308 | 74 | 647 | 602 | 18 | 14 | 13 |
| Furniture, home furnishings, appliance dealers, total..... | 49 | 37 | 5,768 | 5,526 | 899 | 17,533 | 16,969 | 293 | 272 | 35 |
| Furniture, home furnishings stores, antique stores..... | 29 | 21 | 3,421 | 3,299 | 573 | 11,256 | 10,760 | 185 | 169 | 23 |
| Household appliance, radio, TV stores..... | 20 | 16 | 2,347 | 2,227 | 326 | 6,277 | 6,209 | 108 | 103 | 12 |
| Automotive group..... | 47 | 35 | 15,507 | 15,031 | 1,607 | 29,940 | 29,394 | 440 | 418 | 34 |
| Gasoline service stations..... | 86 | 64 | 5,267 | 4,653 | 353 | 7,374 | 6,237 | 173 | 111 | 94 |
| Lumber, bldg. mats., hardware, farm equip. dealers, total..... | 40 | 28 | 4,884 | 4,612 | 503 | 9,810 | 9,497 | 144 | 130 | 31 |
| Farm equipment dealers..... | 22 | 16 | 3,873 | 3,469 | 380 | 7,384 | 7,181 | 104 | 97 | 16 |
| Lumber, building materials, supplies, equipment dealers..... | 16 | 12 | 1,311 | 1,143 | 123 | 2,426 | 2,316 | 40 | 33 | 15 |
| Hardware stores..... | 43 | 41 | 4,270 | (D) | 570 | 10,935 | 8,921 | 297 | 178 | 22 |
| Drug stores, proprietary stores, total..... | (NA) | 37 | (NA) | (D) | 542 | 10,396 | 8,518 | 278 | 167 | (NA) |
| Drug stores..... | (NA) | 4 | (NA) | 252 | 28 | 539 | 403 | 19 | 11 | (NA) |
| Proprietary stores..... | 189 | 113 | 13,427 | (D) | 1,485 | 27,690 | 26,015 | 497 | 404 | 159 |
| Other retail stores, total..... | 24 | 22 | 3,122 | (D) | 329 | 5,753 | 5,170 | 90 | 68 | 2 |
| Liquor stores..... | 38 | 16 | 5,493 | 4,155 | 498 | 9,176 | 9,055 | 129 | 121 | 44 |
| Fuel, ice dealers..... | 1 | 1 | (D) | (D) | (D) | (D) | (D) | (D) | (D) | (D) |
| Feed, farm, garden supply stores..... | 19 | 13 | 918 | 884 | 145 | 2,688 | 2,674 | 49 | 49 | 13 |
| Jewelry stores..... | 7 | 7 | 688 | 688 | 113 | 2,244 | 2,041 | 48 | 33 | 5 |
| Book, stationery stores..... | 79 | 49 | (D) | (D) | (D) | (D) | (D) | (D) | (D) | (D) |
| Other retail stores (except second-hand)..... | 13 | 5 | 191 | 119 | 31 | 642 | 576 | 22 | 14 | 14 |
| Second-hand stores..... | 80 | 12 | 2,098 | 1,214 | 236 | 4,751 | 4,455 | 75 | 68 | 83 |
| Nonstore retailers..... | 627 | 413 | 69,131 | 65,447 | 7,708 | 142,890 | 130,445 | 2,932 | 2,229 | 508 |
| MALDEN | | | | | | | | | | |
| Retail trade, total..... | 157 | 85 | 15,556 | 13,994 | 1,082 | 20,121 | 16,913 | 428 | 279 | 156 |
| Food stores, total..... | 73 | 49 | 10,886 | 10,308 | 644 | 11,869 | 10,028 | 258 | 168 | 73 |
| Grocery stores..... | 19 | 11 | 2,230 | 2,082 | 232 | 4,357 | 3,516 | 72 | 46 | 16 |
| Meat markets, fish (seafood) markets..... | 8 | 2 | 386 | (D) | (D) | (D) | (D) | (D) | (D) | (D) |
| Fruit stores, vegetable markets..... | 6 | 2 | 115 | (D) | (D) | (D) | (D) | (D) | (D) | (D) |
| Candy, nut, confectionery stores..... | 29 | 21 | 1,519 | 1,295 | 172 | 3,402 | 2,916 | 87 | 56 | 21 |
| Other food stores..... | 68 | 60 | 3,859 | 3,735 | 875 | 17,468 | 15,914 | 449 | 344 | 48 |
| Eating, drinking places, total..... | 39 | 31 | 2,344 | 2,220 | 537 | 11,077 | 9,974 | 303 | 232 | 40 |
| Eating places..... | 29 | 29 | 1,515 | 1,515 | 338 | 6,391 | 5,940 | 146 | 112 | 8 |
| Drinking places..... | 14 | 14 | 7,406 | 7,406 | 1,096 | 21,823 | 19,255 | 577 | 409 | 6 |
| General merchandise group, total..... | 6 | 6 | 5,444 | 5,444 | 764 | 15,454 | 14,987 | 338 | 310 | 1 |
| General merchandise group (except variety)..... | 8 | 8 | 1,062 | 1,062 | 332 | 6,369 | 4,268 | 239 | 99 | 5 |
| Variety stores..... | 58 | 46 | 5,278 | 5,094 | 629 | 11,965 | 10,373 | 310 | 213 | 35 |
| Apparel, accessories stores, total..... | 16 | 12 | 1,022 | 942 | 109 | 2,092 | 1,881 | 37 | 28 | 11 |
| Shoe stores..... | 9 | 9 | 796 | 796 | 99 | 1,878 | 1,560 | 41 | 27 | 5 |
| Men's, boys' clothing and furnishings stores..... | 4 | 4 | 462 | 462 | 66 | 1,109 | 1,033 | 35 | 29 | 1 |
| Family clothing stores..... | 19 | 17 | 2,666 | (D) | 321 | 6,143 | 5,313 | 172 | 113 | 11 |
| Women's clothing, specialty stores..... | (NA) | 12 | (NA) | 2,410 | 288 | 5,668 | 4,862 | 158 | 102 | (NA) |
| Ready-to-wear stores..... | (NA) | 5 | (NA) | (D) | 33 | 475 | 451 | 14 | 11 | (NA) |
| Other clothing, specialty stores..... | 6 | 4 | 280 | (D) | 34 | 743 | 586 | 25 | 16 | 3 |
| Other apparel stores..... | 36 | 24 | 3,945 | 3,761 | 534 | 7,555 | 7,084 | 163 | 139 | 24 |
| Furniture, home furnishings, appliance dealers, total..... | 24 | 16 | 1,986 | 1,860 | 271 | 4,997 | 4,710 | 74 | 61 | 18 |
| Furniture, home furnishings stores, antique stores..... | 12 | 8 | 1,959 | 1,901 | 263 | 2,558 | 2,374 | 89 | 78 | 6 |
| Household appliance, radio, TV stores..... | 23 | 21 | 12,719 | (D) | 1,277 | 21,080 | 20,996 | 279 | 276 | 5 |
| Automotive group..... | 57 | 39 | 2,781 | 2,253 | 129 | 2,902 | 2,492 | 80 | 52 | 72 |
| Gasoline service stations..... | 24 | 20 | 4,566 | 4,528 | 547 | 10,669 | 10,386 | 135 | 123 | 12 |
| Lumber, bldg. mats., hardware, farm equip. dealers, total..... | 17 | 15 | 3,509 | (D) | 404 | 8,097 | 7,936 | 96 | 92 | 9 |
| Farm equipment dealers..... | 7 | 5 | 1,057 | (D) | 143 | 2,572 | 2,450 | 39 | 31 | 3 |
| Lumber, building materials, supplies, equipment dealers..... | 30 | 30 | 2,261 | 2,261 | 280 | 5,570 | 4,599 | 151 | 87 | 19 |
| Drug stores, proprietary stores, total..... | 29 | 29 | (D) | (D) | (D) | (D) | (D) | (D) | (D) | (D) |
| Drug stores..... | 1 | 1 | (D) | (D) | (D) | (D) | (D) | (D) | (D) | (D) |
| Proprietary stores..... | 116 | 68 | 6,680 | (D) | 665 | 12,715 | 11,528 | 229 | 182 | 90 |
| Other retail stores, total..... | 18 | 18 | 2,501 | 2,501 | 244 | 4,711 | 4,459 | 62 | 53 | 2 |
| Liquor stores..... | 27 | 13 | 1,662 | 1,494 | 115 | 2,611 | 2,353 | 46 | 39 | 27 |
| Fuel, ice dealers..... | 3 | 3 | 618 | 618 | 110 | 1,858 | 1,843 | 34 | 33 | 1 |
| Feed, farm, garden supply stores..... | 2 | 2 | (D) | (D) | (D) | (D) | (D) | (D) | (D) | (D) |
| Jewelry stores..... | 44 | 28 | 1,243 | 1,069 | 128 | 2,466 | 2,067 | 56 | 40 | 38 |
| Book, stationery stores..... | 8 | 4 | (D) | (D) | (D) | (D) | (D) | (D) | (D) | (D) |
| Other retail stores (except second-hand)..... | 44 | 8 | 4,080 | 3,686 | 594 | 11,022 | 10,905 | 131 | 125 | 41 |
| Second-hand stores..... | Nonstore retailers..... | | | | | | | | | |

Standard Notes: (D) Withheld to avoid disclosure. (NA) Not available. n.e.c. Not elsewhere classified. XXXX Not applicable. (Z) Less than \$500. ... Represents zero.
¹ Group totals may include data for establishments without payroll which could not be classified by detailed kind of business.

Table 105. RETAIL TRADE: 1954 — CITIES WITH 500 ESTABLISHMENTS OR MORE—Continued

Establishments, Sales, Payroll, and Personnel, by Kind of Business

| City and kind of business | Establishments | | Sales | | Payroll, entire year (\$1,000) | Payroll, workweek ended nearest Nov. 15 | | Paid employees, workweek ended nearest Nov. 15 | | Proprietors (unincorporated businesses only) ¹ (Number) |
|---|--------------------------------|--------------------------|---|--|-----------------------------------|---|----------------------------|--|---------------------------|---|
| | Total ¹ (Number) | With payroll (Number) | Total, all establishments ¹ (\$1,000) | Establishments with payroll (\$1,000) | | Total (Dollars) | Full workweek (Dollars) | Total (Number) | Full workweek (Number) | |
| NEWTON | | | | | | | | | | |
| Retail trade, total | 628 | 430 | 90,500 | 86,474 | 10,526 | 197,569 | 176,090 | 4,185 | 3,056 | 452 |
| Food stores, total | 135 | 91 | 26,212 | 24,778 | 2,219 | 43,574 | 37,551 | 1,119 | 658 | 100 |
| Grocery stores | 74 | 50 | 22,277 | 21,917 | 1,703 | 33,421 | 29,077 | 718 | 499 | 55 |
| Meat markets, fish (seafood) markets | 4 | 4 | 711 | 711 | 83 | 1,380 | 1,265 | 22 | 17 | 2 |
| Fruit stores, vegetable markets | 10 | 4 | 496 | 368 | 99 | 2,034 | 1,278 | 205 | 20 | 9 |
| Candy, nut, confectionery stores | 3 | 3 | 66 | 66 | 19 | 453 | 312 | 14 | 7 | 1 |
| Other food stores | 74 | 30 | 1,246 | 1,716 | 315 | 6,286 | 5,619 | 156 | 115 | 19 |
| Eating, drinking places, total | 66 | 56 | 3,870 | 3,764 | 849 | 19,410 | 17,458 | 512 | 376 | 33 |
| Eating places | 51 | 41 | 3,065 | 2,959 | 677 | 15,662 | 13,897 | 420 | 295 | 28 |
| Drinking places | 15 | 15 | 805 | 805 | 172 | 3,748 | 3,561 | 92 | 81 | 5 |
| General merchandise group, total | 22 | 14 | 4,306 | 4,146 | 721 | 10,990 | 8,146 | 328 | 182 | 19 |
| General merchandise group (except variety) | 12 | 6 | (D) | (D) | (D) | (D) | (D) | (D) | (D) | (D) |
| Variety stores | 8 | 8 | (D) | (D) | (D) | (D) | (D) | (D) | (D) | (D) |
| Apparel, accessories stores, total | 29 | 29 | 13,154 | 13,154 | 1,579 | 28,160 | 25,205 | 597 | 506 | 14 |
| Shoe stores | 4 | 4 | 596 | 596 | 105 | 1,748 | 1,726 | 30 | 29 | 1 |
| Men's, boys' clothing and furnishings stores | 4 | 4 | 265 | 265 | 15 | 470 | 470 | 8 | 8 | 4 |
| Family clothing stores | 3 | 3 | (D) | (D) | (D) | (D) | (D) | (D) | (D) | (D) |
| Women's clothing, specialty stores | 14 | 14 | 674 | 674 | 64 | 1,333 | 1,309 | 31 | 29 | 8 |
| Ready-to-wear stores | 7 | 7 | 523 | 523 | 28 | 526 | 520 | 13 | 12 | 4 |
| Other clothing, specialty stores | 7 | 7 | 281 | 281 | 36 | 807 | 789 | 18 | 17 | 4 |
| Other apparel stores | 4 | 4 | (D) | (D) | (D) | (D) | (D) | (D) | (D) | (D) |
| Furniture, home furnishings, appliance dealers, total | 30 | 18 | 3,132 | 2,896 | 632 | 12,326 | 12,221 | 157 | 150 | 19 |
| Furniture, home furnishings stores, antique stores | 18 | 10 | 2,528 | 2,228 | 511 | 9,956 | 9,875 | 122 | 117 | 13 |
| Household appliance, radio, TV stores | 12 | 8 | 604 | 668 | 121 | 2,370 | 2,346 | 35 | 33 | 6 |
| Automotive group | 25 | 21 | 16,061 | 15,887 | 1,637 | 26,153 | 22,910 | 361 | 355 | 11 |
| Gasoline service stations | 56 | 54 | 4,738 | (D) | 475 | 9,777 | 8,940 | 212 | 154 | 55 |
| Lumber, bldg. mats., hardware, farm equip. dealers, total | 31 | 25 | 3,328 | 3,244 | 475 | 9,909 | 9,630 | 145 | 136 | 10 |
| Farm equipment dealers | *** | *** | *** | *** | *** | *** | *** | *** | *** | *** |
| Lumber, building materials, supplies, equipment dealers | 16 | 10 | 1,792 | 1,708 | 223 | 5,850 | 5,792 | 77 | 76 | 7 |
| Hardware stores | 15 | 15 | 1,536 | 1,536 | 252 | 4,059 | 3,838 | 68 | 60 | 3 |
| Drug stores, proprietary stores, total | 34 | 34 | 4,125 | 4,125 | 599 | 7,190 | 5,829 | 189 | 95 | 21 |
| Drug stores | 32 | 32 | (D) | (D) | (D) | (D) | (D) | (D) | (D) | (D) |
| Proprietary stores | 2 | 2 | (D) | (D) | (D) | (D) | (D) | (D) | (D) | (D) |
| Other retail stores, total | 128 | 78 | 9,269 | 8,423 | 1,054 | 21,155 | 19,300 | 446 | 326 | 98 |
| Liquor stores | 23 | 17 | 3,411 | 3,209 | 379 | 7,801 | 6,989 | 89 | 66 | 10 |
| Fuel, ice dealers | 19 | 15 | 2,379 | 2,287 | 266 | 4,831 | 4,751 | 71 | 66 | 14 |
| Feed, farm, garden supply stores | 4 | 2 | (D) | (D) | (D) | (D) | (D) | (D) | (D) | (D) |
| Jewelry stores | 8 | 6 | 553 | (D) | 61 | 1,168 | 972 | 23 | 18 | 5 |
| Book, stationery stores | 10 | 6 | 296 | 254 | 23 | 428 | 259 | 16 | 6 | 12 |
| Other retail stores (except second-hand) | 55 | 31 | 1,672 | 1,292 | 191 | 4,272 | 3,722 | 217 | 141 | 45 |
| Second-hand stores | 3 | 1 | (D) | (D) | (D) | (D) | (D) | (D) | (D) | (D) |
| Nonstore retailers | 72 | 10 | 2,505 | (D) | 286 | 8,925 | 8,900 | 119 | 118 | 72 |
| NEW BEDFORD | | | | | | | | | | |
| Retail trade, total | 1,503 | 939 | 123,761 | 113,149 | 14,011 | 273,323 | 247,321 | 6,014 | 4,667 | 1,443 |
| Food stores, total | 390 | 266 | 34,832 | 31,094 | 2,442 | 47,351 | 41,527 | 1,039 | 719 | 401 |
| Grocery stores | 195 | 151 | 29,259 | 28,583 | 2,127 | 40,968 | 36,024 | 852 | 589 | 205 |
| Meat markets, fish (seafood) markets | 29 | 9 | 638 | (D) | 25 | 531 | 355 | 17 | 14 | 32 |
| Fruit stores, vegetable markets | 13 | 7 | (D) | 395 | 40 | 812 | 659 | 26 | 13 | 10 |
| Candy, nut, confectionery stores | 9 | 7 | (D) | (D) | (D) | (D) | (D) | (D) | (D) | (D) |
| Other food stores | 52 | 32 | (D) | (D) | (D) | (D) | (D) | (D) | (D) | (D) |
| Eating, drinking places, total | 239 | 181 | 7,957 | 7,191 | 1,544 | 31,131 | 28,921 | 913 | 749 | 233 |
| Eating places | 159 | 113 | 5,567 | 4,993 | 1,091 | 22,658 | 20,868 | 668 | 551 | 181 |
| Drinking places | 80 | 68 | 2,390 | 2,198 | 453 | 8,473 | 8,053 | 225 | 198 | 52 |
| General merchandise group, total | 49 | 29 | 12,262 | (D) | 2,204 | 44,220 | 35,544 | 1,144 | 733 | 35 |
| General merchandise group (except variety) | 35 | 15 | (D) | 8,901 | (D) | (D) | (D) | (D) | (D) | (D) |
| Variety stores | 14 | 14 | (D) | (D) | (D) | (D) | (D) | (D) | (D) | (D) |
| Apparel, accessories stores, total | 144 | 118 | 13,265 | 12,787 | 1,815 | 35,497 | 30,691 | 862 | 637 | 124 |
| Shoe stores | 36 | 26 | 2,617 | 2,371 | 320 | 5,868 | 5,048 | 125 | 83 | 25 |
| Men's, boys' clothing and furnishings stores | (NA) | 29 | (NA) | 2,809 | 322 | 5,946 | 5,303 | 128 | 95 | (NA) |
| Family clothing stores | (NA) | 9 | (NA) | 717 | 78 | 1,315 | 1,164 | 38 | 29 | (NA) |
| Women's clothing, specialty stores | 55 | 45 | 6,525 | 6,409 | 1,038 | 21,261 | 18,326 | 536 | 409 | 49 |
| Ready-to-wear stores | (NA) | 31 | (NA) | 5,642 | 954 | 19,527 | 16,833 | 484 | 377 | (NA) |
| Other clothing, specialty stores | (NA) | 14 | (NA) | 767 | 84 | 1,734 | 1,493 | 52 | 32 | (NA) |
| Other apparel stores | 9 | 9 | 481 | 481 | 57 | 1,107 | 850 | 35 | 21 | 9 |
| Furniture, home furnishings, appliance dealers, total | 86 | 58 | 7,505 | 7,135 | 1,156 | 22,200 | 21,451 | 367 | 334 | 75 |
| Furniture, home furnishings stores, antique stores | 55 | 45 | (D) | (D) | (D) | (D) | (D) | (D) | (D) | (D) |
| Household appliance, radio, TV stores | 31 | 13 | (D) | (D) | (D) | (D) | (D) | (D) | (D) | (D) |
| Automotive group | 57 | 43 | 16,217 | 15,563 | 1,672 | 30,771 | 30,559 | 469 | 460 | 51 |
| Gasoline service stations | 138 | 82 | 5,848 | 4,198 | 299 | 6,234 | 5,704 | 154 | 124 | 157 |
| Lumber, bldg. mats., hardware, farm equip. dealers, total | 49 | 39 | 4,167 | 4,003 | 524 | 11,188 | 10,823 | 190 | 178 | 41 |
| Farm equipment dealers | *** | *** | *** | *** | *** | *** | *** | *** | *** | *** |
| Lumber, building materials, supplies, equipment dealers | 29 | 27 | 3,541 | (D) | 450 | 9,322 | 9,104 | 154 | 146 | 19 |
| Hardware stores | 20 | 12 | 626 | (D) | 74 | 1,866 | 1,719 | 36 | 32 | 22 |

Standard Notes: (D) Withheld to avoid disclosure. (NA) Not available. n.e.c. Not elsewhere classified. XXX Not applicable. (Z) Less than \$500. ... Represents zero.
¹ Group totals may include data for establishments without payroll which could not be classified by detailed kind of business.

Table 105. RETAIL TRADE: 1954 — CITIES WITH 500 ESTABLISHMENTS OR MORE—Continued

Establishments, Sales, Payroll, and Personnel, by Kind of Business

| City and kind of business | Establishments | | Sales | | Payroll, entire year (\$1,000) | Payroll, workweek ended nearest Nov. 15 | | Paid employees, workweek ended nearest Nov. 15 | | Proprietors (un- incorporated businesses only) ¹ (Number) |
|--|--------------------------------|-----------------------------|---|--|-----------------------------------|--|-------------------------------|--|------------------------------|--|
| | Total ¹ (Number) | With payroll (Number) | Total, all establish- ments ¹ (\$1,000) | Establish- ments with payroll (\$1,000) | | Total (Dollars) | Full workweek (Dollars) | Total (Number) | Full workweek (Number) | |
| NEW BEDFORD--Con. | | | | | | | | | | |
| Drug stores, proprietary stores, total..... | 63 | 57 | 4,262 | 4,076 | 482 | 9,539 | 7,917 | 270 | 172 | 60 |
| Drug stores..... | (NA) | 52 | (NA) | 3,810 | 461 | 9,057 | 7,591 | 252 | 164 | (NA) |
| Proprietary stores..... | (NA) | 5 | (NA) | 266 | 21 | 482 | 326 | 18 | 8 | (NA) |
| Other retail stores, total..... | 218 | 116 | 13,809 | 11,995 | 1,252 | 23,872 | 22,886 | 460 | 417 | 198 |
| Liquor stores..... | 25 | 21 | 2,190 | 1,860 | 195 | 3,545 | 3,320 | 63 | 58 | 13 |
| Fuel, ice dealers..... | 58 | 26 | 5,105 | 4,537 | 471 | 9,292 | 9,129 | 141 | 133 | 52 |
| Feed, farm, garden supply stores..... | 5 | 5 | 1,609 | 1,609 | 81 | 1,319 | 1,247 | 24 | 22 | 1 |
| Jewelry stores..... | 33 | 17 | 1,642 | 1,344 | 164 | 3,285 | 3,075 | 70 | 60 | 32 |
| Book, stationery stores..... | 6 | 6 | (D) | (D) | (D) | (D) | (D) | (D) | (D) | (D) |
| Other retail stores (except second-hand)..... | 69 | 37 | 2,453 | 2,033 | 223 | 4,137 | 3,848 | 91 | 76 | 77 |
| Second-hand stores..... | 10 | 4 | (D) | (D) | (D) | (D) | (D) | (D) | (D) | (D) |
| Nonstore retailers..... | 70 | 10 | 3,637 | 3,047 | 621 | 11,320 | 11,298 | 146 | 144 | 68 |
| PITTSFIELD | | | | | | | | | | |
| Retail trade, total..... | 607 | 433 | 73,892 | 70,696 | 9,320 | 174,192 | 157,959 | 3,496 | 2,774 | 446 |
| Food stores, total..... | 115 | 69 | 18,023 | 16,829 | 1,251 | 24,612 | 21,438 | 510 | 364 | 108 |
| Grocery stores..... | 73 | 51 | 16,154 | 15,430 | 1,030 | 20,239 | 17,402 | 410 | 278 | 68 |
| Meat markets, fish (seafood) markets..... | 10 | 6 | (D) | (D) | (D) | (D) | (D) | (D) | (D) | (D) |
| Fruit stores, vegetable markets..... | 12 | 2 | (D) | (D) | (D) | (D) | (D) | (D) | (D) | (D) |
| Candy, nut, confectionery stores..... | 5 | 3 | (D) | (D) | (D) | (D) | (D) | (D) | (D) | (D) |
| Other food stores..... | 7 | 7 | (D) | (D) | (D) | (D) | (D) | (D) | (D) | (D) |
| Eating, drinking places, total..... | 79 | 71 | 4,235 | 4,065 | 984 | 18,865 | 17,923 | 450 | 392 | 42 |
| Eating places..... | 49 | 41 | 3,110 | 2,940 | 726 | 14,063 | 13,356 | 355 | 309 | 38 |
| Drinking places..... | 30 | 30 | 1,125 | 1,125 | 258 | 4,802 | 4,567 | 95 | 83 | 4 |
| General merchandise group, total..... | 28 | 22 | 8,967 | 8,849 | 1,620 | 28,180 | 24,011 | 802 | 548 | 20 |
| General merchandise group (except variety)..... | 14 | 8 | (D) | (D) | (D) | (D) | (D) | (D) | (D) | (D) |
| Variety stores..... | 14 | 14 | (D) | (D) | (D) | (D) | (D) | (D) | (D) | (D) |
| Apparel, accessories stores, total..... | 70 | 58 | 6,467 | 6,299 | 1,021 | 21,039 | 16,870 | 406 | 322 | 36 |
| Shoe stores..... | 17 | 15 | (D) | 1,320 | 167 | 3,251 | 3,088 | 68 | 53 | (D) |
| Men's, boys' clothing and furnishings stores..... | (NA) | 12 | (NA) | (D) | (D) | (D) | (D) | (D) | (D) | (NA) |
| Family clothing stores..... | (NA) | 4 | (NA) | (D) | (D) | (D) | (D) | (D) | (D) | (NA) |
| Women's clothing, specialty stores..... | 22 | 20 | 2,421 | (D) | 388 | 10,095 | 6,616 | 188 | 153 | 15 |
| Ready-to-wear stores..... | (NA) | 11 | (NA) | 1,689 | 231 | 4,353 | 3,936 | 111 | 82 | (NA) |
| Other clothing, specialty stores..... | (NA) | 9 | (NA) | (D) | 157 | 5,742 | 2,680 | 77 | 71 | (NA) |
| Other apparel stores..... | 9 | 7 | (D) | (D) | 91 | 1,852 | 1,619 | 37 | 25 | 4 |
| Furniture, home furnishings, appliance dealers, total..... | 39 | 29 | 3,576 | 3,402 | 592 | 11,051 | 10,777 | 176 | 161 | 27 |
| Furniture, home furnishings stores, antique stores..... | 20 | 16 | (D) | (D) | (D) | (D) | (D) | (D) | (D) | 11 |
| Household appliance, radio, TV stores..... | 19 | 13 | 1,435 | (D) | (D) | (D) | (D) | (D) | (D) | 16 |
| Automotive group..... | 35 | 23 | 13,529 | 13,161 | 1,577 | 26,843 | 26,509 | 366 | 351 | 24 |
| Gasoline service stations..... | 49 | 37 | 3,123 | 2,835 | 260 | 5,880 | 5,155 | 120 | 86 | 55 |
| Lumber, bldg. mtds., hardware, farm equip. dealers, total..... | 23 | 19 | 3,971 | 3,947 | 596 | 10,846 | 10,794 | 162 | 156 | 12 |
| Farm equipment dealers..... | 1 | 1 | (D) | (D) | (D) | (D) | (D) | (D) | (D) | (D) |
| Lumber, building materials, supplies, equipment dealers..... | 16 | 12 | 2,364 | 2,340 | 347 | 6,458 | 6,406 | 92 | 86 | 9 |
| Hardware stores..... | 6 | 6 | (D) | (D) | (D) | (D) | (D) | (D) | (D) | (D) |
| Drug stores, proprietary stores, total..... | 14 | 14 | 1,955 | 1,955 | (D) | (D) | (D) | (D) | (D) | (D) |
| Drug stores..... | 12 | 12 | (D) | (D) | 287 | 5,206 | 3,979 | 142 | 79 | 4 |
| Proprietary stores..... | 2 | 2 | (D) | (D) | (D) | (D) | (D) | (D) | (D) | (D) |
| Other retail stores, total..... | 106 | 76 | 8,137 | (D) | 800 | 15,414 | 14,348 | 272 | 229 | 76 |
| Liquor stores..... | 18 | 16 | 1,670 | (D) | 192 | 3,829 | 3,314 | 56 | 39 | 4 |
| Fuel, ice dealers..... | 19 | 15 | 2,200 | 2,086 | 171 | 3,145 | 3,020 | 52 | 47 | 20 |
| Feed, farm, garden supply stores..... | 5 | 5 | (D) | (D) | (D) | (D) | (D) | (D) | (D) | (D) |
| Jewelry stores..... | 12 | 8 | 673 | (D) | (D) | (D) | (D) | (D) | (D) | 9 |
| Book, stationery stores..... | 6 | 6 | (D) | (D) | (D) | (D) | (D) | (D) | (D) | (D) |
| Other retail stores (except second-hand)..... | 38 | 24 | 1,857 | 1,639 | 189 | 3,839 | 3,571 | 78 | 69 | 32 |
| Second-hand stores..... | 6 | 2 | (D) | (D) | (D) | (D) | (D) | (D) | (D) | (D) |
| Nonstore retailers..... | 49 | 15 | 2,109 | (D) | (D) | (D) | (D) | (D) | (D) | 41 |
| QUINCY | | | | | | | | | | |
| Retail trade, total..... | 862 | 636 | 116,237 | 111,869 | 14,429 | 279,647 | 244,642 | 5,600 | 3,967 | 602 |
| Food stores, total..... | 179 | 111 | 26,796 | 25,364 | 1,961 | 38,850 | 30,663 | 833 | 501 | 153 |
| Grocery stores..... | 99 | 75 | 23,135 | 22,495 | 1,625 | 31,903 | 25,146 | 668 | 401 | 77 |
| Meat markets, fish (seafood) markets..... | 5 | 5 | 1,000 | 90 | (D) | 1,701 | 1,141 | 38 | 14 | 4 |
| Fruit stores, vegetable markets..... | 18 | 10 | 910 | (D) | (D) | (D) | (D) | (D) | (D) | (D) |
| Candy, nut, confectionery stores..... | 8 | 2 | 111 | (D) | (D) | (D) | (D) | (D) | (D) | (D) |
| Other food stores..... | 27 | 19 | 1,166 | 1,036 | 164 | 3,436 | 2,898 | 89 | 61 | 21 |
| Eating, drinking places, total..... | 125 | 115 | 9,670 | 9,538 | 2,288 | 45,850 | 40,550 | 1,198 | 855 | 58 |
| Eating places..... | 84 | 76 | 7,727 | (D) | 1,876 | 37,562 | 33,140 | 997 | 690 | 48 |
| Drinking places..... | 41 | 39 | 1,943 | (D) | 412 | 8,288 | 7,410 | 201 | 165 | 10 |
| General merchandise group, total..... | 28 | 24 | 14,087 | 14,043 | 1,929 | 39,117 | 27,855 | 1,045 | 534 | 13 |
| General merchandise group (except variety)..... | 15 | 13 | (D) | (D) | 1,538 | 31,578 | 23,326 | 770 | 428 | 6 |
| Variety stores..... | 11 | 11 | (D) | (D) | 391 | 7,539 | 4,529 | 275 | 106 | 5 |

Standard Notes: (D) Withheld to avoid disclosure. (NA) Not available. n.e.c. Not elsewhere classified. XXX Not applicable. (Z) Less than \$500. ... Represents zero.
¹Group totals may include data for establishments without payroll which could not be classified by detailed kind of business.

Table 105. RETAIL TRADE: 1954 — CITIES WITH 500 ESTABLISHMENTS OR MORE—Continued

Establishments, Sales, Payroll, and Personnel, by Kind of Business

| City and kind of business | Establishments | | Sales | | Payroll, entire year (\$1,000) | Payroll, workweek ended nearest Nov. 15 | | Paid employees, workweek ended nearest Nov. 15 | | Proprietors (unincorporated businesses only) ¹ (Number) |
|---|--------------------------------|--------------------------|---|--|-----------------------------------|---|----------------------------|--|---------------------------|---|
| | Total ¹ (Number) | With payroll (Number) | Total, all establishments ¹ (\$1,000) | Establishments with payroll (\$1,000) | | Total (Dollars) | Full workweek (Dollars) | Total (Number) | Full workweek (Number) | |
| | QUINCY -- Con. | | | | | | | | | |
| Apparel, accessories stores, total | 85 | 79 | 8,538 | 8,474 | 1,184 | 21,087 | 18,777 | 459 | 354 | 43 |
| Shoe stores | 15 | 15 | 1,059 | 1,059 | 130 | 2,508 | 2,296 | 48 | 34 | 7 |
| Men's, boys' clothing and furnishings stores | (NA) | 12 | (NA) | (D) | 115 | 2,159 | 1,951 | 41 | 30 | (NA) |
| Family clothing stores | (NA) | 8 | (NA) | 3,410 | 567 | 8,181 | 7,105 | 164 | 128 | (NA) |
| Women's clothing, specialty stores | 40 | 40 | 2,960 | 2,960 | 363 | 7,924 | 7,179 | 199 | 156 | 17 |
| Ready-to-wear stores | 24 | 24 | 2,524 | 2,524 | 304 | 6,668 | 5,977 | 166 | 128 | 8 |
| Other clothing, specialty stores | 16 | 16 | 436 | 436 | 59 | 1,256 | 1,202 | 33 | 28 | 9 |
| Other apparel stores | 6 | 4 | 97 | (D) | 9 | 315 | 246 | 7 | 6 | 6 |
| Furniture, home furnishings, appliance dealers, total | 52 | 34 | 4,459 | 4,115 | 559 | 10,563 | 9,401 | 183 | 147 | 38 |
| Furniture, home furnishings stores, antique stores | 35 | 23 | 3,327 | 3,185 | 424 | 7,862 | 7,046 | 134 | 111 | 26 |
| Household appliance, radio, TV stores | 17 | 11 | 1,132 | 930 | 135 | 2,701 | 2,355 | 49 | 36 | 12 |
| Automotive group | 43 | 31 | 17,038 | 16,434 | 1,930 | 34,741 | 34,362 | 434 | 417 | 24 |
| Gasoline service stations | 90 | 66 | 4,717 | 4,119 | 333 | 6,803 | 5,495 | 167 | 99 | 88 |
| Lumber, bldg. mats., hardware, farm equip. dealers, total | 31 | 23 | 11,288 | 11,168 | 1,681 | 32,286 | 31,394 | 462 | 425 | 18 |
| Farm equipment dealers | *** | *** | *** | *** | *** | *** | *** | *** | *** | *** |
| Lumber, building materials, supplies, equipment dealers | 19 | 13 | 10,485 | (D) | 1,574 | 30,520 | 29,823 | 423 | 399 | 13 |
| Hardware stores | 12 | 10 | PC3 | (D) | 107 | 1,766 | 1,571 | 39 | 26 | 5 |
| Drug stores, proprietary stores, total | 43 | 41 | 3,221 | (D) | 402 | 7,896 | 6,242 | 214 | 117 | 25 |
| Drug stores | (NA) | 38 | (NA) | 3,009 | 391 | 7,806 | 6,210 | 212 | 116 | (NA) |
| Proprietary stores | (NA) | 3 | (NA) | (D) | 11 | 90 | 32 | 2 | 1 | (NA) |
| Other retail stores, total | 152 | 106 | 11,524 | 10,846 | (D) | (D) | (D) | (D) | (D) | (D) |
| Liquor stores | 17 | 17 | 2,233 | 2,233 | 203 | 3,896 | 3,112 | 68 | 47 | 1 |
| Fuel, ice dealers | 43 | 25 | 5,118 | 4,736 | 614 | 12,181 | 11,317 | 169 | 147 | 37 |
| Feed, farm, garden supply stores | 1 | 1 | (D) | (D) | (D) | (D) | (D) | (D) | (D) | (D) |
| Jewelry stores | 13 | 11 | 1,297 | (D) | 139 | 2,514 | 2,456 | 44 | 40 | 7 |
| Book, stationery stores | 5 | 5 | 290 | 290 | 69 | 1,087 | 1,036 | 25 | 21 | 2 |
| Other retail stores (except second-hand) | 57 | 45 | 2,120 | 1,972 | 327 | 6,512 | 5,822 | 130 | 98 | 41 |
| Second-hand stores | 6 | 2 | (D) | (D) | (D) | (D) | (D) | (D) | (D) | (D) |
| Nonstore retailers | 34 | 6 | 4,899 | (D) | (D) | (D) | (D) | (D) | (D) | (D) |
| SALEM | | | | | | | | | | |
| Retail trade, total | 538 | 416 | 62,277 | 59,611 | 8,420 | 159,904 | 143,937 | 3,318 | 2,450 | 397 |
| Food stores, total | 122 | 74 | 11,949 | 10,877 | 92 | 18,056 | 15,558 | 397 | 278 | 102 |
| Grocery stores | 60 | 40 | 9,230 | 8,678 | 603 | 11,843 | 9,970 | 253 | 171 | 53 |
| Meat markets, fish (seafood) markets | 5 | 5 | 682 | 682 | 111 | 2,431 | 2,381 | 47 | 43 | 3 |
| Fruit stores, vegetable markets | 15 | 7 | 761 | 537 | 30 | 662 | 584 | 17 | 11 | 14 |
| Candy, nut, confectionery stores | 4 | 2 | 72 | (D) | (D) | (D) | (D) | (D) | (D) | (D) |
| Other food stores | 24 | 20 | 932 | (D) | (D) | (D) | (D) | (D) | (D) | (D) |
| Eating, drinking places, total | 92 | 88 | 4,127 | 4,067 | 891 | 18,444 | 16,557 | 465 | 349 | 66 |
| Eating places | 58 | 54 | 2,717 | 2,657 | 591 | 11,793 | 10,478 | 324 | 237 | 61 |
| Drinking places | 34 | 34 | 1,410 | 1,410 | 300 | 6,651 | 6,079 | 141 | 112 | 5 |
| General merchandise group, total | 15 | 13 | 8,212 | (D) | 1,401 | 25,340 | 18,487 | 712 | 357 | 8 |
| General merchandise group (except variety) | 10 | 8 | 7,112 | (D) | 1,234 | 21,965 | 15,949 | 596 | 295 | 5 |
| Variety stores | 5 | 5 | 1,100 | 1,100 | 167 | 3,375 | 2,538 | 116 | 62 | 3 |
| Apparel, accessories stores, total | 80 | 72 | 7,946 | 7,862 | 1,124 | 21,223 | 18,758 | 508 | 360 | 59 |
| Shoe stores | 14 | 14 | 1,023 | 1,023 | 143 | 2,493 | 1,998 | 53 | 33 | 7 |
| Men's, boys' clothing and furnishings stores | 13 | 13 | 1,768 | 1,768 | 211 | 3,465 | 2,900 | 74 | 47 | 9 |
| Family clothing stores | 4 | 4 | (D) | (D) | (D) | (D) | (D) | (D) | (D) | (D) |
| Women's clothing, specialty stores | 39 | 33 | 3,600 | 3,550 | 546 | 10,685 | 9,469 | 278 | 191 | 34 |
| Ready-to-wear stores | (NA) | 21 | (NA) | 3,214 | 491 | 9,613 | 8,491 | 243 | 164 | (NA) |
| Other clothing, specialty stores | (NA) | 12 | (NA) | 336 | 55 | 1,072 | 978 | 35 | 27 | (NA) |
| Other apparel stores | 8 | 8 | (D) | (D) | (D) | (D) | (D) | (D) | (D) | (D) |
| Furniture, home furnishings, appliance dealers, total | 31 | 27 | 3,788 | 3,704 | 655 | 12,357 | 12,174 | 188 | 178 | 17 |
| Furniture, home furnishings stores, antique stores | 24 | 20 | 2,225 | 2,141 | 426 | 7,152 | 6,984 | 115 | 106 | 15 |
| Household appliance, radio, TV stores | 7 | 7 | 1,563 | 1,563 | 229 | 5,205 | 5,190 | 73 | 72 | 2 |
| Automotive group | 24 | 18 | 9,931 | 9,763 | 1,128 | 19,700 | 19,447 | 275 | 261 | 9 |
| Gasoline service stations | 34 | 26 | 1,741 | 1,411 | 105 | 2,239 | 1,929 | 56 | 35 | 34 |
| Lumber, bldg. mats., hardware, farm equip. dealers, total | 24 | 18 | 2,713 | 2,547 | 440 | 8,061 | 7,690 | 122 | 106 | 15 |
| Farm equipment dealers | *** | *** | *** | *** | *** | *** | *** | *** | *** | *** |
| Lumber, building materials, supplies, equipment dealers | 19 | 15 | 2,455 | (D) | 412 | 7,404 | 7,123 | 109 | 96 | 12 |
| Hardware stores | 5 | 3 | 258 | (D) | 28 | 657 | 567 | 13 | 10 | 3 |
| Drug stores, proprietary stores, total | 12 | 12 | 983 | 983 | 155 | 3,076 | 2,626 | 78 | 52 | 6 |
| Drug stores | 11 | 11 | (D) | (D) | (D) | (D) | (D) | (D) | (D) | (D) |
| Proprietary stores | 1 | 1 | (D) | (D) | (D) | (D) | (D) | (D) | (D) | (D) |
| Other retail stores, total | 86 | 62 | (D) | 5,867 | (D) | (D) | (D) | (D) | (D) | (D) |
| Liquor stores | 9 | 9 | 1,163 | 1,163 | 131 | 2,448 | 2,398 | 41 | 39 | 2 |
| Fuel, ice dealers | 21 | 11 | 2,146 | 1,914 | 203 | 4,210 | 4,153 | 55 | 53 | 20 |
| Feed, farm, garden supply stores | *** | *** | *** | *** | *** | *** | *** | *** | *** | *** |
| Jewelry stores | 10 | 8 | 1,353 | (D) | 296 | 6,638 | 6,500 | 161 | 153 | 5 |
| Book, stationery stores | 10 | 6 | 278 | 200 | 50 | 894 | 894 | 18 | 18 | 7 |
| Other retail stores (except second-hand) | 32 | 24 | (D) | (D) | (D) | (D) | (D) | (D) | (D) | (D) |
| Second-hand stores | 4 | 4 | 50 | 50 | 10 | 155 | 145 | 5 | 4 | 2 |
| Nonstore retailers | 18 | 6 | (D) | (D) | (D) | (D) | (D) | (D) | (D) | (D) |

Standard Notes: (D) Withheld to avoid disclosure. (NA) Not available. n.e.c. Not elsewhere classified. XXXX Not applicable. (Z) Less than \$500. ... Represents zero.
¹ Group totals may include data for establishments without payroll which could not be classified by detailed kind of business.

Table 105. RETAIL TRADE: 1954 — CITIES WITH 500 ESTABLISHMENTS OR MORE—Continued

Establishments, Sales, Payroll, and Personnel, by Kind of Business

| City and kind of business | Establishments | | Sales | | Payroll, entire year (\$1,000) | Payroll, workweek ended nearest Nov. 15 | | Paid employees, workweek ended nearest Nov. 15 | | Proprietors (unincorporated businesses only) ¹ (Number) |
|--|--------------------------------|--------------------------|---|--|-----------------------------------|---|----------------------------|--|---------------------------|---|
| | Total ¹ (Number) | With payroll (Number) | Total, all establishments ¹ (\$1,000) | Establishments with payroll (\$1,000) | | Total (Dollars) | Full workweek (Dollars) | Total (Number) | Full workweek (Number) | |
| SOMERVILLE | | | | | | | | | | |
| Retail trade, total..... | 865 | 529 | 75,784 | 68,950 | 8,142 | 156,169 | 141,983 | 3,159 | 2,359 | 682 |
| Food stores, total..... | 295 | 129 | 21,284 | 17,124 | 1,422 | 27,275 | 23,443 | 597 | 391 | 285 |
| Grocery stores..... | 145 | 75 | 14,656 | 12,594 | 892 | 16,827 | 14,205 | 357 | 227 | 131 |
| Meat markets, fish (seafood) markets..... | 21 | 9 | 2,070 | 2,206 | 186 | 3,201 | 2,945 | 53 | 38 | 25 |
| Fruit stores, vegetable markets..... | 19 | 7 | 467 | (D) | (D) | (D) | (D) | (D) | (D) | (D) |
| Candy, nut, confectionery stores..... | 5 | 3 | 152 | (D) | (D) | (D) | (D) | (D) | (D) | (D) |
| Other food stores..... | 51 | 35 | 2,303 | 1,975 | 317 | 6,672 | 5,868 | 165 | 115 | 44 |
| Eating, drinking places, total..... | 129 | 109 | 6,104 | 5,798 | 1,319 | 26,329 | 24,326 | 644 | 503 | 75 |
| Eating places..... | 74 | 54 | 3,485 | 3,179 | 747 | 14,788 | 13,652 | 362 | 272 | 66 |
| Drinking places..... | 55 | 55 | 2,619 | 2,619 | 572 | 11,541 | 10,674 | 282 | 231 | 9 |
| General merchandise group, total..... | 30 | 24 | 4,370 | 4,310 | 600 | 13,256 | 9,636 | 430 | 211 | 15 |
| General merchandise group (except variety)..... | 13 | 11 | 2,281 | (D) | 321 | 5,982 | 4,410 | 171 | 92 | 7 |
| Variety stores..... | 15 | 13 | 2,079 | (D) | 369 | 7,274 | 5,228 | 259 | 119 | 6 |
| Apparel, accessories stores, total..... | 52 | 38 | 2,450 | 2,238 | 291 | 5,716 | 4,897 | 124 | 85 | 34 |
| Shoe stores..... | 13 | 11 | 814 | (D) | (D) | (D) | (D) | (D) | (D) | (D) |
| Men's, boys' clothing and furnishings stores..... | (NA) | 6 | 382 | 382 | 37 | 1,111 | 845 | 23 | 13 | (NA) |
| Family clothing stores..... | (NA) | 4 | (NA) | 365 | 41 | 703 | 703 | 22 | 19 | (NA) |
| Women's clothing, specialty stores..... | 14 | 12 | 585 | (D) | (D) | (D) | (D) | (D) | (D) | (D) |
| Ready-to-wear stores..... | (NA) | 9 | (NA) | 535 | 68 | 1,065 | 921 | 30 | 19 | (NA) |
| Other clothing, specialty stores..... | (NA) | 3 | (NA) | (D) | (D) | (D) | (D) | (D) | (D) | (NA) |
| Other apparel stores..... | 9 | 5 | 162 | 136 | 18 | 556 | 285 | 16 | 8 | 7 |
| Furniture, home furnishings, appliance dealers, total..... | 31 | 25 | 2,022 | 2,386 | 505 | 10,636 | 10,418 | 161 | 151 | 19 |
| Furniture, home furnishings stores, antique stores..... | 18 | 16 | 1,417 | (D) | 330 | 7,360 | 7,205 | 114 | 107 | 10 |
| Household appliance, radio, TV stores..... | 13 | 9 | 1,005 | (D) | 175 | 3,276 | 3,213 | 47 | 44 | 9 |
| Automotive group..... | 32 | 22 | 18,826 | 18,674 | 1,722 | 28,808 | 28,514 | 393 | 385 | 18 |
| Gasoline service stations..... | 49 | 37 | 4,322 | 3,896 | 327 | 6,959 | 6,328 | 137 | 105 | 55 |
| Lumber, bldg. mats., hardware, farm equip. dealers, total..... | 26 | 18 | 3,216 | 3,122 | 443 | 8,590 | 8,341 | 122 | 115 | 18 |
| Farm equipment dealers..... | *** | *** | *** | *** | *** | *** | *** | *** | *** | *** |
| Lumber, building materials, supplies, equipment dealers..... | 11 | 7 | 2,345 | 2,299 | 331 | 6,155 | 6,101 | 80 | 79 | 7 |
| Hardware stores..... | 15 | 11 | 871 | 823 | 112 | 2,435 | 2,240 | 42 | 36 | 11 |
| Drug stores, proprietary stores, total..... | 50 | 48 | 3,063 | (D) | 408 | 7,686 | 6,423 | 202 | 121 | 29 |
| Drug stores..... | (NA) | 45 | (NA) | (D) | (D) | (D) | (D) | (D) | (D) | (NA) |
| Proprietary stores..... | (NA) | 3 | (NA) | (D) | (D) | (D) | (D) | (D) | (D) | (NA) |
| Other retail stores, total..... | 115 | 71 | 8,820 | 7,508 | 832 | 17,006 | 15,747 | 282 | 225 | 78 |
| Liquor stores..... | 29 | 29 | 3,721 | 3,663 | 329 | 6,632 | 5,766 | 112 | 82 | 6 |
| Fuel, ice dealers..... | 41 | 23 | 3,160 | 2,848 | 360 | 7,785 | 7,626 | 115 | 102 | 30 |
| Feed, farm, garden supply stores..... | *** | *** | *** | *** | *** | *** | *** | *** | *** | *** |
| Jewelry stores..... | 5 | 4 | 446 | (D) | (D) | (D) | (D) | (D) | (D) | (D) |
| Book, stationery stores..... | 5 | 1 | 189 | (D) | (D) | (D) | (D) | (D) | (D) | (D) |
| Other retail stores (except second-hand)..... | 24 | 10 | 635 | 469 | 50 | 981 | 858 | 24 | 17 | 27 |
| Second-hand stores..... | 4 | 4 | 127 | 127 | 30 | 564 | 539 | 10 | 8 | 2 |
| Nonstore retailers..... | 56 | 8 | 1,507 | (D) | 183 | 3,908 | 3,908 | 67 | 67 | 56 |
| SPRINGFIELD | | | | | | | | | | |
| Retail trade, total..... | 1,897 | 1,341 | 252,751 | 241,829 | 32,696 | 635,734 | 580,761 | 13,517 | 10,546 | 1,452 |
| Food stores, total..... | 419 | 249 | 51,711 | 47,487 | 3,625 | 70,116 | 59,500 | 1,593 | 1,079 | 389 |
| Grocery stores..... | 243 | 160 | 42,359 | 40,023 | 2,731 | 52,444 | 44,266 | 1,169 | 784 | 219 |
| Meat markets, fish (seafood) markets..... | 23 | 11 | 3,191 | 2,953 | 322 | 6,200 | 5,521 | 148 | 111 | 17 |
| Fruit stores, vegetable markets..... | 24 | 8 | 775 | 583 | 47 | 733 | 563 | 20 | 10 | 25 |
| Candy, nut, confectionery stores..... | 39 | 17 | 1,573 | 903 | 84 | 1,615 | 1,386 | 48 | 32 | 46 |
| Other food stores..... | 71 | 53 | 3,391 | 3,025 | 441 | 9,120 | 7,764 | 208 | 142 | 60 |
| Eating, drinking places, total..... | 315 | 275 | 14,888 | 14,218 | 3,582 | 74,018 | 67,155 | 1,886 | 1,449 | 206 |
| Eating places..... | 213 | 175 | 10,506 | 9,852 | 2,513 | 51,476 | 46,206 | 1,376 | 1,030 | 191 |
| Drinking places..... | 100 | 100 | 4,366 | 4,366 | 1,069 | 22,542 | 20,949 | 507 | 419 | 13 |
| General merchandise group, total..... | 53 | 39 | 38,759 | 38,539 | 6,560 | 136,831 | 123,008 | 3,938 | 3,107 | 39 |
| General merchandise group (except variety)..... | 31 | 19 | 34,189 | 33,975 | 5,778 | 121,229 | 110,810 | 3,431 | 2,811 | 24 |
| Variety stores..... | 22 | 20 | 4,570 | 4,564 | 782 | 15,602 | 12,198 | 507 | 296 | 15 |
| Apparel, accessories stores, total..... | 190 | 166 | 23,602 | 23,156 | 3,676 | 68,772 | 62,320 | 1,387 | 1,056 | 113 |
| Shoe stores..... | 39 | 35 | 4,237 | 4,055 | 656 | 11,134 | 10,060 | 206 | 150 | 12 |
| Men's, boys' clothing and furnishings stores..... | (NA) | 35 | 5,803 | 5,803 | 977 | 17,303 | 15,954 | 300 | 230 | (NA) |
| Family clothing stores..... | (NA) | 11 | (NA) | (D) | 321 | 5,331 | 4,766 | 123 | 90 | (NA) |
| Women's clothing, specialty stores..... | 74 | 66 | 8,562 | 8,450 | 1,274 | 25,720 | 23,376 | 603 | 467 | 45 |
| Ready-to-wear stores..... | (NA) | 39 | (NA) | 7,263 | 1,089 | 21,880 | 19,851 | 509 | 392 | (NA) |
| Other clothing, specialty stores..... | (NA) | 27 | (NA) | 1,187 | 185 | 3,840 | 3,525 | 94 | 75 | (NA) |
| Other apparel stores..... | 21 | 19 | 2,615 | (D) | 448 | 9,284 | 8,164 | 155 | 119 | 17 |
| Furniture, home furnishings, appliance dealers, total..... | 115 | 95 | 12,076 | 11,774 | 1,995 | 38,318 | 36,804 | 576 | 508 | 82 |
| Furniture, home furnishings stores, antique stores..... | 70 | 64 | 9,811 | 9,101 | 1,604 | 31,028 | 29,714 | 457 | 400 | 46 |
| Household appliance, radio, TV stores..... | 45 | 31 | 2,865 | 2,673 | 391 | 7,290 | 7,090 | 119 | 108 | 36 |
| Automotive group..... | 72 | 52 | 40,040 | 39,596 | 3,715 | 63,917 | 62,251 | 880 | 819 | 33 |
| Gasoline service stations..... | 145 | 105 | 8,778 | 7,668 | 677 | 14,034 | 11,859 | 301 | 202 | 159 |
| Lumber, bldg. mats., hardware, farm equip. dealers, total..... | 89 | 69 | 18,635 | 18,175 | 2,536 | 47,853 | 43,513 | 912 | 628 | 42 |
| Farm equipment dealers..... | 2 | 2 | (D) | (D) | (D) | (D) | (D) | (D) | (D) | (D) |
| Lumber, building materials, supplies, equipment dealers..... | 50 | 36 | 10,081 | 9,675 | 1,178 | 19,607 | 19,397 | 274 | 265 | 27 |
| Hardware stores..... | 35 | 31 | (D) | (D) | (D) | (D) | (D) | (D) | (D) | (D) |

Standard Notes: (D) Withheld to avoid disclosure. (NA) Not available. n.e.c. Not elsewhere classified. XXX Not applicable. (Z) Less than \$500. ... Represents zero.
¹ Group totals may include data for establishments without payroll which could not be classified by detailed kind of business.

Table 105. RETAIL TRADE: 1954 — CITIES WITH 500 ESTABLISHMENTS OR MORE—Continued

Establishments, Sales, Payroll, and Personnel, by Kind of Business

| City and kind of business | Establishments | | Sales | | Payroll, entire year (\$1,000) | Payroll, workweek ended nearest Nov. 15 | | Paid employees, workweek ended nearest Nov. 15 | | Proprietors (unincorporated businesses only) ¹ (Number) |
|---|--------------------------------|--------------------------|---|--|-----------------------------------|---|----------------------------|--|---------------------------|---|
| | Total ¹ (Number) | With payroll (Number) | Total, all establishments ¹ (\$1,000) | Establishments with payroll (\$1,000) | | Total (Dollars) | Full workweek (Dollars) | Total (Number) | Full workweek (Number) | |
| SPRINGFIELD--Con. | | | | | | | | | | |
| Drug stores, proprietary stores, total | 81 | 79 | 8,525 | (D) | 1,034 | 20,800 | 17,166 | 475 | 295 | 53 |
| Drug stores | (NA) | 76 | (NA) | (D) | 1,017 | 20,477 | 16,858 | 466 | 288 | (NA) |
| Proprietary stores | (NA) | 3 | (NA) | 191 | 17 | 323 | 308 | 9 | 7 | (NA) |
| Other retail stores, total | 269 | 183 | 28,779 | (D) | 3,789 | 73,231 | 69,844 | 1,186 | 1,047 | 182 |
| Liquor stores | 36 | 36 | 5,428 | 5,428 | 660 | 11,886 | 10,443 | 176 | 125 | 1 |
| Fuel, ice dealers | 45 | 29 | 12,848 | 12,848 | 1,352 | 26,431 | 25,988 | 346 | 336 | 30 |
| Feed, farm, garden supply stores | 5 | 5 | 818 | 818 | 102 | 2,255 | 2,230 | 34 | 33 | 1 |
| Jewelry stores | 33 | 29 | 3,029 | 2,937 | 545 | 10,135 | 9,686 | 178 | 151 | 15 |
| Book, stationery stores | 7 | 5 | (D) | (D) | (D) | (D) | (D) | (D) | (D) | (D) |
| Other retail stores (except second-hand) | 118 | 74 | (D) | (D) | (D) | (D) | (D) | (D) | (D) | (D) |
| Second-hand stores | 9 | 5 | 226 | (D) | (D) | (D) | (D) | (D) | (D) | (D) |
| Nonstore retailers | 149 | 29 | 6,958 | 5,258 | 1,507 | 27,844 | 27,341 | 383 | 356 | 154 |
| WORCESTER | | | | | | | | | | |
| Retail trade, total | 2,198 | 1,516 | 266,935 | 252,071 | 33,922 | 642,913 | 583,749 | 13,300 | 10,293 | 1,697 |
| Food stores, total | 495 | 289 | 61,690 | 55,416 | 4,266 | 83,431 | 71,449 | 1,919 | 1,274 | 487 |
| Grocery stores | 320 | 180 | 51,921 | 47,307 | 3,099 | 61,432 | 51,874 | 1,347 | 859 | 320 |
| Meat markets, fish (seafood) markets | 25 | 19 | 2,865 | (D) | 264 | 4,886 | 4,367 | 103 | 72 | 22 |
| Fruit stores, vegetable markets | 26 | 12 | 1,406 | (D) | 64 | 1,049 | 532 | 50 | 15 | 32 |
| Candy, nut, confectionery stores | 49 | 29 | 1,850 | 1,370 | 186 | 3,445 | 3,196 | 94 | 79 | 51 |
| Bakery products stores | 40 | 38 | 2,026 | (D) | 566 | 11,139 | 10,174 | 287 | 221 | 27 |
| Other food stores | 15 | 11 | 1,246 | 1,008 | 87 | 1,480 | 1,306 | 38 | 28 | 13 |
| Eating, drinking places, total | 371 | 317 | 18,476 | 17,648 | 4,000 | 79,145 | 71,400 | 2,135 | 1,622 | 248 |
| Eating places (except refreshment stands) | 213 | 173 | 12,173 | 11,681 | 2,772 | 55,235 | 50,324 | 1,573 | 1,206 | 183 |
| Refreshment stands | 37 | 25 | 1,401 | 1,161 | 188 | 3,190 | 2,776 | 87 | 58 | 33 |
| Drinking places | 121 | 117 | 4,902 | 4,806 | 1,040 | 20,720 | 18,300 | 475 | 358 | 32 |
| General merchandise group, total | 51 | 41 | 28,391 | 28,227 | 5,066 | 95,693 | 83,264 | 2,575 | 1,864 | 32 |
| Department stores | 6 | 6 | 19,614 | 19,614 | 3,597 | 65,731 | 60,355 | 1,627 | 1,318 | ... |
| Dry goods, general merchandise stores | 19 | 13 | (D) | (D) | (D) | (D) | (D) | (D) | (D) | (D) |
| General stores | 1 | 1 | (D) | (D) | (D) | (D) | (D) | (D) | (D) | (D) |
| Variety stores | 25 | 21 | 7,991 | 7,915 | 1,397 | 28,749 | 21,800 | 918 | 522 | 17 |
| Apparel, accessories stores, total | 200 | 176 | 26,456 | 26,056 | 3,989 | 74,845 | 64,692 | 1,695 | 1,224 | 99 |
| Shoe stores | 44 | 36 | 4,640 | 4,480 | 594 | 11,272 | 9,747 | 206 | 134 | 20 |
| Men's, boys' clothing and furnishings stores | (NA) | 4 | (NA) | (D) | 746 | 14,267 | 13,151 | 281 | 214 | (NA) |
| Family clothing stores | (NA) | 8 | (NA) | (D) | (D) | (D) | (D) | (D) | (D) | (NA) |
| Women's clothing, specialty stores | 74 | 70 | 9,879 | (D) | 1,693 | 31,116 | 27,480 | 778 | 591 | 34 |
| Ready-to-wear stores | (NA) | 38 | (NA) | (D) | 1,112 | 20,173 | 17,824 | 517 | 396 | (NA) |
| Millinery stores | (NA) | 21 | (NA) | 859 | 166 | 3,426 | 1,116 | 87 | 69 | (NA) |
| Other clothing, specialty stores | (NA) | 11 | (NA) | 1,767 | 415 | 7,517 | 6,540 | 174 | 126 | (NA) |
| Other apparel stores | 22 | 18 | 961 | (D) | (D) | (D) | (D) | (D) | (D) | 19 |
| Furniture, home furnishings, appliance dealers, total | 138 | 100 | 16,479 | 15,477 | 2,539 | 51,206 | 49,090 | 769 | 683 | 99 |
| Furniture, home furnishings stores | 78 | 60 | 10,562 | 9,914 | 1,593 | 31,921 | 30,473 | 494 | 434 | 54 |
| Furniture stores | (NA) | 32 | (NA) | 7,997 | 1,354 | 26,326 | 25,340 | 383 | 340 | (NA) |
| Home furnishings stores, antique stores | (NA) | 28 | (NA) | 1,917 | 239 | 5,595 | 5,133 | 111 | 94 | (NA) |
| Household appliance, radio, TV stores | 60 | 40 | 5,917 | 5,563 | 946 | 19,285 | 18,617 | 275 | 249 | 45 |
| Automotive group, total | 71 | 63 | 43,420 | 43,316 | 4,839 | 85,303 | 83,082 | 1,185 | 1,126 | 24 |
| Passenger car dealers (franchised) | 27 | 27 | 35,730 | 35,730 | 3,874 | 65,812 | 65,124 | 892 | 873 | 1 |
| Passenger car dealers (nonfranchised) | 20 | 16 | 3,009 | (D) | 181 | 3,126 | 2,935 | 56 | 49 | 14 |
| Tire, battery, accessory dealers | 20 | 16 | 4,133 | (D) | 722 | 15,275 | 14,373 | 220 | 197 | 7 |
| Other automotive dealers | 4 | 4 | 548 | 548 | 62 | 1,090 | 650 | 17 | 7 | 2 |
| Gasoline service stations | 200 | 148 | 12,603 | 11,195 | 975 | 19,426 | 16,751 | 434 | 304 | 205 |
| Lumber, bldg. mats., hardware, farm equip. dealers, total | 86 | 70 | 17,230 | 16,972 | 2,681 | 48,783 | 47,583 | 703 | 662 | 43 |
| Farm equipment dealers | 1 | 1 | (D) | (D) | (D) | (D) | (D) | (D) | (D) | (D) |
| Lumber, building materials dealers | 28 | 22 | 10,748 | 10,700 | 1,766 | 30,950 | 30,662 | 410 | 400 | 11 |
| Plumbing, paint, electrical stores | 32 | 24 | (D) | (D) | (D) | (D) | (D) | (D) | (D) | (D) |
| Hardware stores | 25 | 23 | 2,827 | (D) | 388 | 7,796 | 7,313 | 142 | 128 | 8 |
| Drug stores, proprietary stores, total | 80 | 72 | 7,759 | 7,539 | 1,149 | 21,682 | 18,229 | 523 | 352 | 46 |
| Drug stores | (NA) | 62 | (NA) | (D) | 1,048 | 19,679 | 16,442 | 479 | 321 | (NA) |
| Proprietary stores | (NA) | 10 | (NA) | (D) | 101 | 2,003 | 1,787 | 44 | 31 | (NA) |
| Other retail stores, total | 316 | 200 | 27,767 | 25,943 | 3,448 | 65,326 | 60,701 | 1,095 | 933 | 234 |
| Liquor stores | 42 | 42 | 5,380 | 5,380 | 620 | 11,637 | 10,729 | 173 | 141 | ... |
| Fuel, ice dealers | 62 | 34 | 10,569 | 9,979 | 1,119 | 22,380 | 20,669 | 351 | 302 | 57 |
| Feed, farm, garden supply stores | 6 | 6 | 1,594 | 1,440 | 72 | 1,475 | 1,415 | 25 | 24 | 13 |
| Jewelry stores | 30 | 20 | 2,206 | 2,120 | 471 | 8,613 | 8,166 | 129 | 111 | 23 |
| Book, stationery stores | 8 | 8 | (D) | (D) | (D) | (D) | (D) | (D) | (D) | (D) |
| Sporting goods, bicycle stores | 12 | 4 | 682 | (D) | 83 | 1,644 | 1,571 | 32 | 29 | 10 |
| Florists | 23 | 17 | 867 | 713 | 129 | 2,323 | 2,150 | 51 | 41 | 23 |
| Cigar stores, stands | 6 | 4 | 286 | (D) | 47 | 860 | 824 | 21 | 17 | 3 |
| News dealers, newsstands | 6 | 4 | 175 | (D) | 20 | 270 | 221 | 9 | 7 | 8 |
| Gift, novelty, souvenir stores | 10 | 6 | 182 | (D) | 24 | 422 | 342 | 11 | 9 | 6 |
| Music stores | 7 | 5 | 203 | (D) | 20 | 360 | 342 | 11 | 9 | 6 |
| Camera, photographic supply stores | 10 | 8 | 856 | (D) | 142 | 2,425 | 2,226 | 48 | 38 | 6 |
| Other retail stores (except second-hand) | 38 | 32 | 2,298 | 2,272 | 379 | 7,718 | 7,305 | 142 | 129 | 29 |
| Second-hand stores | 22 | 10 | 1,524 | 1,374 | 237 | 3,535 | 3,230 | 55 | 51 | 17 |
| Nonstore retailers, total | 190 | 40 | 6,064 | 4,282 | 970 | 18,073 | 17,508 | 267 | 249 | 180 |
| Mail order houses | 3 | 1 | (D) | (D) | (D) | (D) | (D) | (D) | (D) | (D) |
| Direct selling (house-to-house) organizations | 177 | 35 | 4,912 | (D) | 799 | 15,184 | 14,698 | 231 | 217 | 172 |
| Merchandise vending machine operators | 10 | 4 | (D) | (D) | (D) | (D) | (D) | (D) | (D) | (D) |

Standard Notes: (D) Withheld to avoid disclosure. (NA) Not available. n.e.c. Not elsewhere classified. XXX Not applicable. (Z) Less than \$500. ... Represents zero.
¹ Group totals may include data for establishments without payroll which could not be classified by detailed kind of business.

RETAIL TRADE—AREA STATISTICS

LIST OF CORRECTIONS

[* Leaders" (.....) indicate no change]

| Table | Page | Item | Establishments | | Sales | | Payroll, entire year (\$1,000) | Payroll, workweek ended nearest Nov. 15 | | Paid employees, workweek ended nearest Nov. 15 | | Proprietors (unincorporated businesses only) (Number) |
|--------------------------------------|------|---|----------------|-----------------------|-------------------------------------|---------------------------------------|--------------------------------|---|-------------------------|--|------------------------|---|
| | | | Total (Number) | With payroll (Number) | Total, all establishments (\$1,000) | Establishments with payroll (\$1,000) | | Total (Dollars) | Full workweek (Dollars) | Total (Number) | Full workweek (Number) | |
| 102 | 21-6 | Suffolk County | | | | | | | | | | |
| | | Boston..... | 9,549 | 6,519 | 1,334,205 | 1,276,703 | 187,214 | | | 73,301 | 61,110 | 6,911 |
| | 21-7 | Food stores..... | 2,381 | | 321,084 | | | | | | | |
| | | Eating, drinking places..... | 1,707 | | 126,311 | | | | | | | |
| | | General merchandise group..... | 305 | | 244,474 | | | | | | | |
| | | Apparel, accessories stores..... | 937 | | 118,023 | | | | | | | |
| | | Furniture, home furnishings, appliance dealers..... | 514 | | 57,882 | | | | | | | |
| | | Gasoline service stations..... | 412 | | 29,697 | | | | | | | |
| | | Lumber, building materials, hardware, farm equipment dealers..... | 263 | | 29,792 | | | | | | | |
| | | Drug stores, proprietary stores..... | 422 | | 35,957 | | | | | | | |
| | | Other retail stores..... | 1,708 | | 154,864 | | | | | | | |
| | | Non-store retailers..... | 702 | | 84,881 | | | | | | | |
| | | Remainder of county..... | 163 | 85 | 10,329 | 8,617 | 754 | | | 351 | 225 | 164 |
| | | Food stores..... | 53 | | 4,584 | | | | | | | |
| | | Eating, drinking places..... | 18 | | 382 | | | | | | | |
| | | General merchandise group..... | 9 | | 321 | | | | | | | |
| | | Apparel, accessories stores..... | 7 | | 213 | | | | | | | |
| | | Furniture, home furnishings, appliance dealers..... | 9 | | 321 | | | | | | | |
| | | Gasoline service stations..... | 10 | | 468 | | | | | | | |
| | | Lumber, building materials, hardware, farm equipment dealers..... | 10 | | 421 | | | | | | | |
| Drug stores, proprietary stores..... | 10 | | 771 | | | | | | | | | |
| Other retail stores..... | 22 | | 1,029 | | | | | | | | | |
| Non-store retailers..... | 12 | | 179 | | | | | | | | | |

The following pages contain revisions of data previously published on the corresponding pages of Retail Trade Bulletin Series R-1: 21-12, 21-33.

MICHIGAN

MICHIGAN (83 COUNTIES)



CONTENTS

| <u>Table</u> | | <u>Page</u> |
|--------------|--|-------------|
| 101. | Retail Trade: 1954 - The State..... | 22-4 |
| 101A. | Retail Trade: 1954 and 1948 - The State..... | 22-5 |
| 102. | Retail Trade: 1954 - Counties; Cities of 2,500 Inhabitants or More..... | 22-6 |
| 102A. | Retail Trade: 1948 - Counties; Cities of 2,500 Inhabitants or More..... | 22-14 |
| 103. | Retail Trade: 1954 - Standard Metropolitan Areas..... | 22-16 |
| 103A. | Retail Trade: 1948 - Standard Metropolitan Areas..... | 22-26 |
| 104. | Retail Trade: 1954 - Counties with 500 Establishments or More..... | 22-27 |
| 105. | Retail Trade: 1954 - Cities with 500 Establishments or More..... | 22-39 |

List of corrections for this State
appears at end of chapter.

RETAIL TRADE—AREA STATISTICS

Table 101. RETAIL TRADE: 1954 — THE STATE

Establishments, Sales, Payroll, and Personnel, by Kind of Business

| Kind of business | Establishments | | Sales | | Payroll, entire year (\$1,000) | Payroll, workweek ended nearest Nov. 15 | | Paid employees, workweek ended nearest Nov. 15 | | Proprietors (unincorporated businesses only) ¹ (Number) |
|--|--------------------------------|--------------------------|---|--|-----------------------------------|---|----------------------------|--|---------------------------|---|
| | Total ¹ (Number) | With payroll (Number) | Total, all establishments ¹ (\$1,000) | Establishments with payroll (\$1,000) | | Total (Dollars) | Full workweek (Dollars) | Total (Number) | Full workweek (Number) | |
| Retail trade, total | 67,995 | 50,331 | 8,167,632 | 7,776,034 | 878,983 | 16,893,459 | 15,398,957 | 324,684 | 252,663 | 74,320 |
| Food Stores | | | | | | | | | | |
| Total | 14,548 | 9,436 | 1,933,738 | 1,784,190 | 122,946 | 2,350,897 | 2,008,380 | 51,946 | 35,341 | 16,026 |
| Grocery stores..... | 10,932 | 7,052 | 1,714,297 | 1,589,359 | 98,838 | 1,894,333 | 1,607,682 | 41,313 | 27,512 | 12,191 |
| Meat markets..... | 589 | 437 | 71,099 | 66,629 | 5,613 | 108,305 | 95,314 | 1,917 | 1,335 | 690 |
| Fish (seafood) markets..... | 110 | 72 | 4,362 | 3,800 | 314 | 5,527 | 5,198 | 122 | 98 | 124 |
| Fruit stores, vegetable markets..... | 343 | 137 | 15,017 | 11,781 | 894 | 13,810 | 11,952 | 350 | 235 | 448 |
| Candy, nut, confectionery stores..... | 805 | 453 | 36,413 | 30,841 | 4,690 | 77,316 | 56,875 | 2,220 | 1,335 | 785 |
| Bakery products stores..... | 870 | 742 | 43,409 | 41,247 | 8,625 | 173,843 | 162,123 | 4,190 | 3,473 | 851 |
| Bakeries, with baking on premises..... | (NA) | 511 | (NA) | 24,679 | 6,297 | 129,431 | 118,900 | 3,024 | 2,356 | (NA) |
| Bakeries, without baking on premises..... | (NA) | 231 | (NA) | 16,568 | 2,328 | 44,412 | 43,223 | 1,166 | 1,117 | (NA) |
| Delicatessen stores..... | 133 | 113 | 10,236 | 9,360 | 916 | 16,815 | 14,637 | 385 | 290 | 167 |
| Food stores, n.e.c..... | 734 | 430 | 38,313 | 31,173 | 3,056 | 60,948 | 54,599 | 1,449 | 1,063 | 720 |
| Eating, Drinking Places | | | | | | | | | | |
| Total | 13,476 | 11,858 | 589,765 | 564,723 | 118,171 | 2,403,581 | 2,182,385 | 60,772 | 48,424 | 17,106 |
| Eating places (except refreshment stands)..... | 6,641 | 5,931 | 312,532 | 304,424 | 75,375 | 1,542,957 | 1,416,932 | 40,220 | 32,952 | 8,363 |
| Restaurants, cafeterias..... | (NA) | 5,754 | (NA) | 278,654 | 67,102 | 1,376,953 | 1,127,749 | 36,952 | 30,668 | (NA) |
| Caterers..... | (NA) | 58 | (NA) | 6,447 | 1,712 | 32,194 | 28,193 | 726 | 501 | (NA) |
| In-plant food contractors..... | (NA) | 119 | (NA) | 19,320 | 6,561 | 133,810 | 115,990 | 2,542 | 1,783 | (NA) |
| Refreshment stands..... | 997 | 807 | 25,714 | 23,276 | 3,539 | 68,013 | 55,240 | 2,252 | 1,443 | 1,214 |
| Drinking places..... | 5,824 | 5,120 | 251,243 | 237,023 | 39,257 | 792,611 | 710,213 | 18,300 | 14,029 | 7,513 |
| General Merchandise Group | | | | | | | | | | |
| Total | 2,236 | 1,768 | 864,358 | 854,378 | 137,705 | 2,699,661 | 2,313,283 | 62,784 | 43,619 | 1,923 |
| Department stores..... | 127 | 127 | 591,000 | 591,000 | 99,959 | 1,970,731 | 1,722,121 | 40,725 | 30,272 | 2 |
| Dry goods, general merchandise stores..... | 825 | 623 | 94,533 | 90,545 | 12,084 | 234,581 | 215,620 | 5,182 | 4,051 | 810 |
| General stores..... | 380 | 236 | 23,633 | 19,737 | 1,154 | 21,568 | 18,353 | 620 | 434 | 436 |
| Variety stores..... | 894 | 782 | 154,964 | 153,096 | 24,508 | 472,781 | 357,189 | 16,257 | 8,862 | 665 |
| Apparel, Accessories Stores | | | | | | | | | | |
| Total | 4,700 | 4,106 | 481,652 | 472,302 | 65,683 | 1,240,273 | 1,119,644 | 25,471 | 19,286 | 3,777 |
| Shoe stores..... | 1,076 | 926 | 92,726 | 90,096 | 11,542 | 208,629 | 178,541 | 4,197 | 2,672 | 688 |
| Men's shoe stores..... | (NA) | 139 | (NA) | 10,971 | 1,129 | 21,202 | 19,895 | 329 | 266 | (NA) |
| Women's shoe stores..... | (NA) | 144 | (NA) | 21,576 | 2,984 | 51,104 | 45,334 | 1,067 | 711 | (NA) |
| Children's, juveniles' shoe stores..... | (NA) | 35 | (NA) | 2,147 | 300 | 5,248 | 4,721 | 95 | 69 | (NA) |
| Family shoe stores..... | (NA) | 608 | (NA) | 55,402 | 7,129 | 131,075 | 108,591 | 2,706 | 1,626 | (NA) |
| Men's, boys' clothing and furnishings stores..... | (NA) | 887 | (NA) | 117,701 | 16,611 | 304,547 | 277,917 | 4,848 | 3,688 | (NA) |
| Men's, boys' clothing stores..... | (NA) | 617 | (NA) | 93,222 | 13,508 | 250,435 | 228,836 | 3,931 | 3,001 | (NA) |
| Men's, boys' furnishings stores..... | (NA) | 270 | (NA) | 24,479 | 3,103 | 54,112 | 49,081 | 917 | 687 | (NA) |
| Family clothing stores..... | (NA) | 373 | (NA) | 45,681 | 6,011 | 108,874 | 98,223 | 2,478 | 1,849 | (NA) |
| Women's clothing, specialty stores..... | 1,700 | 1,530 | 194,590 | 192,498 | 27,644 | 534,149 | 485,553 | 12,283 | 9,681 | 1,232 |
| Ready-to-wear stores..... | (NA) | 1,115 | (NA) | 175,491 | 25,134 | 485,729 | 442,609 | 11,031 | 8,729 | (NA) |
| Millinery stores..... | (NA) | 234 | (NA) | 7,773 | 1,334 | 26,889 | 24,186 | 703 | 550 | (NA) |
| Clothing, specialty stores, n.e.c..... | (NA) | 181 | (NA) | 9,234 | 1,176 | 21,531 | 18,758 | 549 | 402 | (NA) |
| Children's, infants' wear stores..... | 244 | 208 | 13,285 | 12,895 | 1,264 | 26,214 | 23,359 | 739 | 552 | 267 |
| Apparel stores, n.e.c..... | 244 | 182 | 14,149 | 13,431 | 2,611 | 57,860 | 56,051 | 926 | 844 | 247 |
| Furniture, Home Furnishings, Appliance Dealers | | | | | | | | | | |
| Total | 3,787 | 2,851 | 405,278 | 388,782 | 54,716 | 1,024,912 | 981,387 | 14,698 | 13,083 | 3,861 |
| Furniture, home furnishings stores..... | 1,811 | 1,459 | 244,515 | 239,399 | 36,416 | 678,087 | 653,509 | 9,057 | 8,131 | 1,921 |
| Furniture stores..... | (NA) | 899 | (NA) | 181,372 | 26,142 | 478,037 | 460,585 | 6,377 | 5,727 | (NA) |
| Floor covering stores..... | (NA) | 219 | (NA) | 35,585 | 6,149 | 119,844 | 117,353 | 1,364 | 1,274 | (NA) |
| Home furnishings stores, n.e.c., antique stores..... | (NA) | 341 | (NA) | 22,442 | 4,125 | 80,206 | 75,571 | 1,316 | 1,130 | (NA) |
| Household appliance, radio, TV stores..... | 1,966 | 1,392 | 160,663 | 149,383 | 18,300 | 346,825 | 327,878 | 5,641 | 4,952 | 1,928 |
| Household appliance stores..... | (NA) | 619 | (NA) | 64,667 | 7,593 | 144,983 | 138,472 | 2,553 | 2,329 | (NA) |
| Appliance, radio, TV stores..... | (NA) | 451 | (NA) | 63,359 | 7,642 | 142,644 | 134,639 | 2,173 | 1,869 | (NA) |
| Radio, TV stores..... | (NA) | 322 | (NA) | 21,357 | 3,065 | 59,198 | 54,767 | 915 | 754 | (NA) |
| Automotive Group | | | | | | | | | | |
| Total | 3,518 | 2,904 | 1,696,791 | 1,677,269 | 151,439 | 2,774,221 | 2,733,470 | 32,894 | 31,608 | 3,283 |
| Passenger car dealers (franchised)..... | 1,671 | 1,635 | 1,472,605 | 1,471,259 | 133,309 | 2,436,039 | 2,409,836 | 28,095 | 27,346 | 1,323 |
| Passenger car dealers (nonfranchised)..... | 889 | 567 | 120,366 | 108,420 | 5,870 | 108,631 | 104,799 | 1,521 | 1,383 | 1,031 |
| Tire, battery, accessory dealers..... | 610 | 484 | 67,257 | 64,769 | 9,797 | 186,818 | 178,251 | 2,663 | 2,335 | 588 |
| Motorcycle, aircraft, boat dealers..... | 204 | 126 | 14,408 | 12,878 | 1,289 | 22,791 | 21,586 | 327 | 296 | 196 |
| Household trailer dealers..... | 130 | 86 | 21,990 | 19,486 | 1,094 | 18,371 | 17,620 | 250 | 223 | 127 |
| Automotive dealers, n.e.c..... | 6 | 6 | 457 | 457 | 80 | 1,571 | 1,378 | 38 | 25 | 10 |
| Gasoline Service Stations | | | | | | | | | | |
| Total | 8,170 | 6,104 | 569,253 | 514,359 | 42,422 | 860,379 | 763,352 | 16,920 | 12,595 | 9,843 |
| Lumber, Bldg. Mats., Hardware, Farm Equipment Dealers | | | | | | | | | | |
| Total | 4,864 | 3,856 | 665,164 | 642,550 | 79,392 | 1,507,938 | 1,435,342 | 21,460 | 19,103 | 5,204 |
| Farm equipment dealers..... | 764 | 670 | 100,856 | 98,556 | 8,869 | 160,578 | 154,571 | 2,540 | 2,334 | 905 |
| Lumber, building materials dealers..... | 1,302 | 1,130 | 357,067 | 353,097 | 43,936 | 826,383 | 792,068 | 10,729 | 9,835 | 1,134 |
| Paint, glass, wallpaper stores..... | 464 | 302 | 34,420 | 31,354 | 4,991 | 99,111 | 92,952 | 1,348 | 1,164 | 462 |
| Plumbing, electrical supply stores..... | 444 | 356 | 30,585 | 29,007 | 6,310 | 136,168 | 130,881 | 1,735 | 1,586 | 468 |
| Hardware stores..... | 1,868 | 1,398 | 141,936 | 130,536 | 15,286 | 285,698 | 264,870 | 5,108 | 4,184 | 2,203 |
| Drug Stores, Proprietary Stores | | | | | | | | | | |
| Total | 2,394 | 2,230 | 313,263 | 308,905 | 31,886 | 608,786 | 517,440 | 14,520 | 9,742 | 2,391 |
| Drug stores..... | (NA) | 2,028 | (NA) | 292,556 | 30,416 | 582,573 | 496,387 | 13,748 | 9,268 | (NA) |
| Proprietary stores..... | (NA) | 202 | (NA) | 16,349 | 1,470 | 26,213 | 21,053 | 772 | 474 | (NA) |
| Other Retail Stores | | | | | | | | | | |
| Total | 7,395 | 4,631 | 490,978 | 447,666 | 53,653 | 1,035,291 | 964,867 | 18,013 | 14,971 | 7,897 |
| Liquor stores..... | 561 | 391 | 56,759 | 49,543 | 2,297 | 44,060 | 38,705 | 958 | 673 | 703 |
| Fuel, ice dealers..... | 970 | 732 | 115,231 | 110,643 | 12,254 | 233,706 | 225,035 | 3,550 | 3,207 | 949 |
| Fuel dealers (coal, wood)..... | (NA) | 493 | (NA) | 72,147 | 8,411 | 158,172 | 151,946 | 2,462 | 2,221 | (NA) |
| Liquefied petroleum gas dealers..... | (NA) | 109 | (NA) | 7,601 | 972 | 19,275 | 18,688 | 311 | 284 | (NA) |
| Fuel oil dealers..... | (NA) | 118 | (NA) | 30,281 | 2,820 | 55,457 | 53,655 | 761 | 689 | (NA) |
| Ice dealers..... | (NA) | 12 | (NA) | 614 | 51 | 802 | 746 | 16 | 13 | (NA) |
| Hay, grain, feed stores..... | 368 | 296 | 60,198 | 57,992 | 3,941 | 78,329 | 73,429 | 1,328 | 1,178 | 332 |
| Farm, garden supply stores..... | 206 | 128 | 12,873 | 11,725 | 1,357 | 24,881 | 22,427 | 457 | 324 | 223 |

Standard Notes: (D) Withheld to avoid disclosure. (NA) Not available. n.e.c. Not elsewhere classified. XXX Not applicable. (Z) Less than \$500. ... Represents zero.
¹Group totals may include data for establishments without payroll which could not be classified by detailed kind of business.

Table 101. RETAIL TRADE: 1954 — THE STATE — Continued

Establishments, Sales, Payroll, and Personnel, by Kind of Business

| Kind of business | Establishments | | Sales | | Payroll, entire year (\$1,000) | Payroll, workweek ended nearest Nov. 15 | | Paid employees, workweek ended nearest Nov. 15 | | Proprietors (unincorporated businesses only) ¹ (Number) |
|--|--------------------------------|--------------------------|---|--|-----------------------------------|---|----------------------------|--|---------------------------|---|
| | Total ¹ (Number) | With payroll (Number) | Total, all establishments ² (\$1,000) | Establishments with payroll (\$1,000) | | Total (Dollars) | Full workweek (Dollars) | Total (Number) | Full workweek (Number) | |
| Other Retail Stores—Con. | | | | | | | | | | |
| Jewelry stores..... | 971 | 635 | 64,550 | 59,686 | 9,566 | 184,149 | 172,025 | 2,946 | 2,525 | 996 |
| Book stores..... | 100 | 62 | 6,567 | 6,157 | 768 | 13,169 | 11,569 | 292 | 211 | 85 |
| Stationery stores..... | 124 | 94 | 13,396 | 12,740 | 2,861 | 52,254 | 50,804 | 724 | 663 | 119 |
| Sporting goods stores..... | 414 | 244 | 22,718 | 19,956 | 2,234 | 40,416 | 37,562 | 672 | 537 | 445 |
| Bicycle stores..... | 90 | 58 | 3,469 | 3,003 | 318 | 6,152 | 5,479 | 132 | 100 | 96 |
| Florists..... | 648 | 436 | 22,362 | 19,920 | 3,261 | 61,152 | 54,795 | 1,326 | 963 | 777 |
| Cigar stores, stands..... | 192 | 108 | 6,445 | 4,987 | 527 | 9,881 | 8,918 | 245 | 197 | 199 |
| News dealers, newsstands..... | 144 | 86 | 5,763 | 4,607 | 419 | 8,391 | 6,794 | 275 | 164 | 151 |
| Gift, novelty, souvenir stores..... | 495 | 287 | 11,470 | 9,248 | 1,065 | 22,604 | 19,740 | 580 | 423 | 577 |
| Music stores..... | 271 | 161 | 17,902 | 16,426 | 2,627 | 57,201 | 51,582 | 1,055 | 882 | 273 |
| Camera, photographic supply stores..... | 124 | 102 | 13,479 | 13,093 | 1,531 | 28,418 | 27,022 | 469 | 404 | 123 |
| Luggage, leather goods stores..... | 36 | 32 | 3,081 | 3,039 | 433 | 7,999 | 7,174 | 164 | 125 | 44 |
| Optical goods stores..... | 84 | 72 | 3,969 | 3,833 | 951 | 17,603 | 17,236 | 233 | 218 | 77 |
| Office, store machine and equipment dealers..... | 79 | 57 | 5,220 | 4,808 | 879 | 18,353 | 17,554 | 279 | 256 | 78 |
| Retail stores (except second-hand) n.e.c..... | 356 | 356 | 19,753 | 19,753 | 2,988 | 59,463 | 54,299 | 1,060 | 835 | 333 |
| Second-hand stores..... | 516 | 304 | 18,771 | 16,507 | 3,376 | 67,110 | 62,718 | 1,268 | 1,087 | 575 |
| Nonstore Retailers | | | | | | | | | | |
| Total..... | 2,907 | 587 | 157,392 | 120,910 | 20,970 | 387,520 | 379,407 | 5,206 | 4,891 | 3,009 |
| Mail order houses..... | 39 | 31 | 3,553 | 3,499 | 489 | 9,473 | 8,546 | 164 | 131 | 35 |
| Direct selling (house-to-house) organizations..... | 2,595 | 433 | 119,135 | 86,939 | 17,855 | 328,176 | 322,190 | 4,391 | 4,155 | 2,672 |
| Merchandise vending machine operators..... | 273 | 123 | 34,704 | 30,472 | 2,626 | 49,871 | 48,671 | 651 | 605 | 302 |

Standard Notes: (D) Withheld to avoid disclosure. (NA) Not available. n.e.c. Not elsewhere classified. XXX Not applicable. (Z) Less than \$500. ... Represents zero.
¹Group totals may include data for establishments without payroll which could not be classified by detailed kind of business.

Table 101 A. RETAIL TRADE: 1954 AND 1948¹ — THE STATE

Establishments and Sales by Kind of Business

| Kind of business | 1954 | | | | 1948 ¹ | | | |
|--|--------------------------------|--------------------------|---|--|-------------------|--------------------------|--|--|
| | Establishments | | Sales | | Establishments | | Sales | |
| | Total ² (Number) | With payroll (Number) | Total, all establishments ² (\$1,000) | Establishments with payroll (\$1,000) | Total (Number) | With payroll (Number) | Total, all establishments (\$1,000) | Establishments with payroll (\$1,000) |
| Retail trade, total..... | 67,995 | 50,331 | 8,167,632 | 7,776,034 | 65,990 | 48,040 | 5,854,445 | 5,477,463 |
| Food stores, total..... | 14,548 | 9,436 | 1,933,738 | 1,784,190 | 17,152 | 10,041 | 1,325,928 | 1,154,883 |
| Grocery stores..... | 10,932 | 7,052 | 1,714,297 | 1,589,359 | 13,544 | 7,632 | 1,160,396 | 1,007,268 |
| Other food stores..... | 3,584 | 2,384 | 218,846 | 194,831 | 3,608 | 2,409 | 165,532 | 147,615 |
| Eating, drinking places, total..... | 13,476 | 11,858 | 589,765 | 564,723 | 12,954 | 11,036 | 444,829 | 420,179 |
| Eating places..... | 7,638 | 6,738 | 338,246 | 327,700 | 7,192 | 6,109 | 237,864 | 226,837 |
| Drinking places..... | 5,824 | 5,120 | 251,243 | 237,023 | 5,762 | 4,927 | 206,965 | 193,342 |
| General merchandise group..... | 2,236 | 1,768 | 864,258 | 854,378 | 1,920 | 1,531 | 721,950 | 714,393 |
| Apparel, accessories stores, total..... | 4,700 | 4,106 | 481,652 | 472,302 | 4,398 | 3,564 | 416,689 | 403,418 |
| Shoe stores..... | 1,076 | 926 | 92,726 | 90,096 | 887 | 723 | 67,673 | 64,693 |
| Other apparel stores..... | 3,554 | 3,180 | 342,009 | 382,206 | 3,511 | 2,841 | 349,016 | 338,725 |
| Furniture, home furnishings, appliance dealers..... | 3,787 | 2,851 | 405,278 | 388,782 | 3,180 | 2,448 | 260,396 | 247,991 |
| Automotive group..... | 3,518 | 2,904 | 1,696,791 | 1,677,269 | 3,788 | 3,162 | 1,102,490 | 1,073,412 |
| Gasoline service stations..... | 8,170 | 6,140 | 569,253 | 514,359 | 8,335 | 5,470 | 347,595 | 289,101 |
| Lumber, bldg. matls., hardware, farm equip. dealers, total..... | 4,864 | 3,856 | 665,164 | 642,550 | 4,837 | 3,895 | 509,645 | 490,234 |
| Farm equipment dealers..... | 764 | 670 | 100,856 | 98,556 | 694 | 592 | 71,904 | 68,940 |
| Lumber, bldg. matls., supplies, equipment, hardware dealers..... | 4,078 | 3,186 | 563,808 | 543,994 | 4,143 | 3,303 | 437,741 | 421,294 |
| Drug stores, proprietary stores, total..... | 2,394 | 2,330 | 313,263 | 308,905 | 2,318 | 2,090 | 232,197 | 226,903 |
| Drug stores..... | (NA) | 2,028 | (NA) | 292,556 | 1,969 | 1,825 | 214,158 | 210,627 |
| Proprietary stores..... | (NA) | 202 | (NA) | 16,349 | 349 | 265 | 18,039 | 16,276 |
| Other retail stores, total..... | 7,395 | 4,631 | 490,978 | 447,666 | 6,948 | 4,652 | 451,760 | 416,134 |
| Liquor stores..... | 561 | 391 | 56,759 | 49,543 | 741 | 392 | 47,974 | 37,876 |
| Fuel, ice dealers..... | 970 | 732 | 115,231 | 110,643 | 1,030 | 915 | 134,328 | 131,973 |
| Feed, farm, garden supply stores..... | 574 | 414 | 73,071 | 69,717 | 656 | 477 | 88,726 | 81,901 |
| Jewelry stores..... | 971 | 635 | 64,550 | 59,686 | 854 | 622 | 49,558 | 46,478 |
| Other retail stores..... | 3,673 | 2,359 | 174,364 | 158,077 | 3,667 | 2,246 | 131,194 | 117,906 |
| Nonstore retailers..... | 2,907 | 587 | 157,392 | 120,910 | 160 | 151 | 40,966 | 40,815 |

Standard Notes: (D) Withheld to avoid disclosure. (NA) Not available. ... Represents zero.
¹Data in this table differ from those which appeared in the publications of the 1948 Census of Retail Trade. For a description of the adjustments see Comparison of 1948 and 1954 Censuses in the Introduction.
²Group totals may include data for establishments without payroll which could not be classified by detailed kind of business.

RETAIL TRADE—AREA STATISTICS

Table 102. RETAIL TRADE: 1954 — COUNTIES;

Total Retail — Establishments, Sales, Payroll, and Personnel;

| Line No. | County and city | Total | | | | | | | Kind-of-business group | | | | |
|----------|--------------------------|-------------------|--------------------------|--|--|-----------------------------------|--|---------------------------|--|------------------------------|--------------------|------------------------------|--------------------|
| | | Establishments | | Sales | | Payroll, entire year (\$1,000) | Paid employees, workweek ended nearest Nov. 15 | | Proprietors (unincorporated businesses only) (Number) | Food stores | | Eating, drinking places | |
| | | Total (Number) | With payroll (Number) | Total, all establishments (\$1,000) | Establishments with payroll (\$1,000) | | Total (Number) | Full workweek (Number) | | Estab-lish-ments (Number) | Sales (\$1,000) | Estab-lish-ments (Number) | Sales (\$1,000) |
| 1 | Michigan, total..... | 67,995 | 50,331 | 8,167,632 | 7,776,034 | 878,983 | 324,684 | 252,663 | 74,320 | 14,548 | 1,933,738 | 13,476 | 589,765 |
| 2 | Alcona County..... | 102 | 52 | 5,761 | 4,757 | 272 | 107 | 95 | 121 | 29 | 1,498 | 19 | 387 |
| 3 | Alger County..... | 119 | 89 | 7,980 | 7,330 | 639 | 329 | 262 | 125 | 32 | 2,874 | 31 | 664 |
| 4 | Munising..... | 63 | 51 | 5,532 | 5,166 | 474 | 240 | 195 | 70 | 13 | 1,806 | 13 | 373 |
| 5 | Remainder of County..... | 56 | 38 | 2,448 | 2,164 | 165 | 89 | 67 | 55 | 19 | 1,068 | 18 | 291 |
| 6 | Allegan County..... | 542 | 382 | 42,198 | 38,686 | 3,340 | 1,334 | 1,066 | 646 | 111 | 10,164 | 104 | 3,113 |
| 7 | Allegan..... | 102 | 72 | 10,074 | 9,212 | 823 | 292 | 225 | 118 | 21 | 2,045 | 16 | 413 |
| 8 | Otsego..... | 52 | 44 | 4,753 | 4,421 | 404 | 170 | 135 | 56 | 10 | 911 | 8 | 309 |
| 9 | Plainwell..... | 54 | 46 | 6,160 | 6,426 | 554 | 189 | 162 | 64 | 10 | 1,290 | 8 | 445 |
| 10 | Remainder of County..... | 334 | 220 | 21,211 | 19,027 | 1,559 | 683 | 544 | 408 | 70 | 5,918 | 72 | 1,946 |
| 11 | Alpena County..... | 291 | 213 | 25,629 | 24,169 | 2,458 | 1,150 | 894 | 298 | 66 | 7,062 | 53 | 1,991 |
| 12 | Alpena..... | 224 | 168 | 22,220 | 21,196 | 2,201 | 1,012 | 773 | 219 | 44 | 6,131 | 40 | 1,328 |
| 13 | Remainder of County..... | 67 | 45 | 3,409 | 2,973 | 257 | 136 | 121 | 79 | 22 | 931 | 13 | 663 |
| 14 | Antrim County..... | 156 | 106 | 7,803 | 6,667 | 531 | 237 | 174 | 172 | 27 | 2,563 | 35 | 648 |
| 15 | Arenac County..... | 150 | 102 | 9,675 | 8,607 | 773 | 373 | 303 | 173 | 24 | 2,123 | 40 | 1,208 |
| 16 | Baraga County..... | 72 | 58 | 4,745 | 4,367 | 351 | 187 | 144 | 69 | 14 | 1,671 | 19 | 492 |
| 17 | Barry County..... | 271 | 205 | 24,429 | 23,181 | 2,052 | 821 | 638 | 293 | 55 | 6,075 | 40 | 1,257 |
| 18 | Hastings..... | 126 | 106 | 15,754 | 15,426 | 1,496 | 546 | 434 | 133 | 19 | 3,595 | 15 | 510 |
| 19 | Remainder of County..... | 145 | 99 | 8,675 | 7,755 | 556 | 275 | 204 | 160 | 36 | 2,480 | 25 | 747 |
| 20 | Bay County..... | 1,039 | 771 | 102,171 | 95,913 | 10,190 | 4,142 | 3,168 | 1,150 | 239 | 24,376 | 214 | 7,510 |
| 21 | Bay City..... | 743 | 577 | 82,216 | 78,336 | 8,801 | 3,556 | 2,728 | 797 | 165 | 17,667 | 142 | 5,537 |
| 22 | Essexville..... | 39 | 23 | 1,818 | 1,464 | 106 | 67 | 56 | 44 | 14 | 913 | 7 | 200 |
| 23 | Remainder of County..... | 257 | 171 | 18,137 | 16,113 | 1,283 | 519 | 384 | 309 | 60 | 5,796 | 65 | 1,773 |
| 24 | Benzie County..... | 150 | 100 | 7,930 | 6,650 | 540 | 254 | 188 | 183 | 34 | 2,184 | 34 | 583 |
| 25 | Berrien County..... | 1,472 | 1,114 | 151,101 | 143,711 | 15,892 | 5,821 | 4,540 | 1,600 | 288 | 38,628 | 290 | 11,579 |
| 26 | Benton Harbor..... | 365 | 285 | 45,050 | 43,648 | 5,194 | 1,874 | 1,440 | 380 | 59 | 9,491 | 63 | 2,535 |
| 27 | Buchanan..... | 79 | 61 | 9,213 | 8,695 | 868 | 300 | 251 | 92 | 15 | 2,284 | 13 | 363 |
| 28 | Niles..... | 210 | 168 | 24,499 | 23,613 | 2,778 | 1,067 | 849 | 216 | 39 | 5,847 | 41 | 2,389 |
| 29 | St. Joseph..... | 150 | 124 | 19,796 | 19,064 | 2,373 | 846 | 651 | 153 | 19 | 5,293 | 33 | 1,557 |
| 30 | Remainder of County..... | 668 | 476 | 52,543 | 48,691 | 4,679 | 1,734 | 1,349 | 759 | 156 | 15,713 | 140 | 4,735 |
| 31 | Branch County..... | 383 | 267 | 32,541 | 30,565 | 2,793 | 1,140 | 908 | 418 | 66 | 7,530 | 55 | 1,672 |
| 32 | Coldwater..... | 185 | 129 | 19,866 | 18,946 | 1,866 | 713 | 587 | 195 | 30 | 4,063 | 22 | 724 |
| 33 | Remainder of County..... | 198 | 138 | 12,675 | 11,619 | 927 | 427 | 321 | 223 | 36 | 3,467 | 33 | 948 |
| 34 | Calhoun County..... | 1,227 | 981 | 138,184 | 133,404 | 15,390 | 5,886 | 4,596 | 1,290 | 227 | 35,814 | 217 | 9,487 |
| 35 | Albion..... | 139 | 117 | 16,549 | 16,177 | 1,525 | 635 | 448 | 144 | 21 | 3,337 | 31 | 1,008 |
| 36 | Battle Creek..... | 665 | 541 | 86,754 | 84,182 | 10,562 | 3,879 | 3,068 | 673 | 124 | 22,518 | 112 | 4,847 |
| 37 | Marshall..... | 129 | 101 | 13,461 | 13,025 | 1,390 | 584 | 470 | 143 | 17 | 2,918 | 19 | 1,894 |
| 38 | Remainder of County..... | 294 | 222 | 21,420 | 20,020 | 1,913 | 788 | 610 | 330 | 65 | 7,041 | 55 | 1,738 |
| 39 | Cass County..... | 315 | 219 | 22,363 | 20,325 | 1,897 | 779 | 550 | 351 | 77 | 6,839 | 63 | 1,932 |
| 40 | Dowagiac..... | 109 | 83 | 8,882 | 8,166 | 754 | 329 | 228 | 107 | 30 | 2,828 | 14 | 356 |
| 41 | Remainder of County..... | 206 | 136 | 13,481 | 12,159 | 1,143 | 450 | 322 | 244 | 47 | 4,011 | 49 | 1,576 |
| 42 | Charlevoix County..... | 204 | 148 | 14,461 | 13,249 | 1,060 | 442 | 376 | 221 | 39 | 3,450 | 39 | 880 |
| 43 | Boyer City..... | 62 | 42 | 4,352 | 3,980 | 340 | 151 | 127 | 63 | 14 | 1,113 | 6 | 207 |
| 44 | Charlevoix..... | 71 | 59 | 4,966 | 4,766 | 423 | 151 | 128 | 76 | 13 | 1,296 | 15 | 331 |
| 45 | Remainder of County..... | 71 | 47 | 5,143 | 4,503 | 297 | 140 | 121 | 82 | 12 | 1,041 | 18 | 342 |
| 46 | Cheboygan County..... | 246 | 168 | 14,475 | 12,879 | 1,319 | 547 | 447 | 273 | 51 | 3,562 | 62 | 1,791 |
| 47 | Cheboygan..... | 138 | 92 | 10,629 | 9,555 | 964 | 390 | 325 | 149 | 32 | 2,586 | 22 | 871 |
| 48 | Remainder of County..... | 108 | 76 | 3,846 | 3,324 | 355 | 157 | 122 | 124 | 19 | 976 | 40 | 920 |
| 49 | Chippewa County..... | 346 | 246 | 32,093 | 29,849 | 3,188 | 1,335 | 1,055 | 388 | 73 | 8,924 | 88 | 3,309 |
| 50 | Sault Ste. Marie..... | 200 | 166 | 25,955 | 25,169 | 2,809 | 1,130 | 895 | 223 | 40 | 6,935 | 41 | 1,942 |
| 51 | Remainder of County..... | 146 | 80 | 6,138 | 4,680 | 379 | 205 | 160 | 165 | 33 | 1,989 | 47 | 1,367 |
| 52 | Clare County..... | 200 | 138 | 13,276 | 12,104 | 1,070 | 524 | 430 | 228 | 27 | 2,916 | 48 | 1,190 |
| 53 | Clinton County..... | 301 | 225 | 25,685 | 23,657 | 1,979 | 823 | 628 | 336 | 57 | 6,021 | 50 | 1,306 |
| 54 | St. Johns..... | 111 | 89 | 12,589 | 12,025 | 1,054 | 423 | 320 | 117 | 17 | 2,656 | 16 | 468 |
| 55 | Remainder of County..... | 190 | 136 | 13,096 | 11,632 | 925 | 400 | 308 | 219 | 40 | 3,365 | 34 | 838 |
| 56 | Crawford County..... | 92 | 64 | 5,514 | 5,032 | 481 | 213 | 170 | 109 | 13 | 1,199 | 27 | 829 |
| 57 | Delta County..... | 408 | 310 | 32,922 | 30,652 | 3,050 | 1,356 | 1,070 | 414 | 88 | 9,098 | 103 | 2,605 |
| 58 | Escanaba..... | 255 | 185 | 22,142 | 21,204 | 2,288 | 977 | 777 | 231 | 46 | 5,843 | 54 | 1,330 |
| 59 | Gladstone..... | 73 | 51 | 5,549 | 4,941 | 388 | 188 | 142 | 79 | 17 | 1,808 | 14 | 344 |
| 60 | Remainder of County..... | 100 | 74 | 5,231 | 4,507 | 374 | 191 | 151 | 104 | 25 | 1,447 | 35 | 831 |
| 61 | Dickinson County..... | 351 | 225 | 23,888 | 21,310 | 1,976 | 971 | 713 | 379 | 77 | 6,252 | 60 | 1,315 |
| 62 | Iron Mountain..... | 177 | 137 | 16,237 | 15,411 | 1,472 | 706 | 519 | 196 | 27 | 3,877 | 31 | 727 |
| 63 | Kingsford..... | 55 | 27 | 2,588 | 2,160 | 199 | 105 | 76 | 59 | 21 | 767 | 3 | 132 |
| 64 | Norway..... | 62 | 32 | 3,003 | 2,459 | 221 | 108 | 84 | 66 | 13 | 821 | 7 | 159 |
| 65 | Remainder of County..... | 57 | 29 | 2,060 | 1,280 | 84 | 52 | 34 | 58 | 16 | 787 | 19 | 327 |
| 66 | Eaton County..... | 449 | 345 | 36,342 | 34,192 | 2,927 | 1,254 | 933 | 499 | 96 | 9,945 | 76 | 1,960 |
| 67 | Charlotte..... | 135 | 95 | 13,356 | 12,354 | 1,199 | 483 | 379 | 137 | 31 | 2,945 | 21 | 493 |
| 68 | Faton Rapids..... | 73 | 61 | 6,813 | 6,523 | 529 | 250 | 177 | 81 | 15 | 2,029 | 12 | 476 |
| 69 | Grand ledge..... | 66 | 62 | 6,482 | 6,340 | 497 | 201 | 152 | 78 | 14 | 2,056 | 9 | 242 |
| 70 | Remainder of County..... | 175 | 127 | 9,691 | 8,975 | 702 | 320 | 225 | 203 | 36 | 2,915 | 34 | 819 |

Standard Notes: (D) Withheld to avoid disclosure. (NA) Not available. XXX Not applicable. (Z) Less than \$500. ... Represents zero.

CITIES OF 2,500 INHABITANTS OR MORE

Kind-of-Business Group — Establishments and Sales

| Kind-of-business group—Continued | | | | | | | | | | | | | | | | | | Line No. |
|----------------------------------|-----------------|-----------------------------|-----------------|--|-----------------|-----------------------|-----------------|---------------------------|-----------------|--|-----------------|---------------------------------|-----------------|--------------------------|-----------------|--------------------------|-----------------|----------|
| General merchandise group | | Apparel, accessories stores | | Furniture, home furnishings, appliance dealers | | Automotive group | | Gasoline service stations | | Lumber, bldg. matls., hardware, farm equipment dealers | | Drug stores, proprietary stores | | Other retail stores | | Nonstore retailers | | |
| Estab-lishments (Number) | Sales (\$1,000) | Estab-lishments (Number) | Sales (\$1,000) | Estab-lishments (Number) | Sales (\$1,000) | Estab-lishments (No.) | Sales (\$1,000) | Estab-lishments (Number) | Sales (\$1,000) | Estab-lishments (Number) | Sales (\$1,000) | Estab-lishments (No.) | Sales (\$1,000) | Estab-lishments (Number) | Sales (\$1,000) | Estab-lishments (Number) | Sales (\$1,000) | |
| 2,236 | 864,358 | 4,700 | 481,652 | 3,787 | 405,278 | 3,518 | 1,696,791 | 8,170 | 569,253 | 4,864 | 665,164 | 2,394 | 313,263 | 7,395 | 490,978 | 2,907 | 157,392 | 1 |
| 5 | 238 | 3 | 32 | 2 | (D) | 8 | 2,162 | 16 | 322 | 11 | 632 | 4 | 370 | 3 | 54 | 2 | (D) | 2 |
| 10 | 968 | 7 | 416 | 5 | 172 | 5 | 1,100 | 14 | 670 | 7 | (D) | 3 | (D) | 5 | 618 | ... | ... | 3 |
| 2 | (D) | 5 | (D) | 5 | 172 | 5 | 1,100 | 6 | 442 | 6 | 245 | 3 | (D) | 5 | 618 | ... | ... | 4 |
| 8 | (D) | 2 | (D) | ... | ... | ... | ... | 8 | 228 | 1 | (D) | ... | ... | ... | ... | ... | ... | 5 |
| 22 | 2,134 | 26 | 1,058 | 39 | 1,464 | 44 | 9,919 | 55 | 3,022 | 71 | 6,132 | 10 | 890 | 44 | 3,809 | 16 | 493 | 6 |
| 4 | (D) | 6 | 366 | 11 | 535 | 14 | 3,114 | 9 | 713 | 9 | 786 | 2 | (D) | 8 | 935 | 3 | (D) | 7 |
| 2 | (D) | 4 | 144 | 5 | 259 | 5 | 1,721 | 6 | 329 | 6 | 436 | 2 | (D) | 4 | (D) | ... | ... | 8 |
| 3 | 134 | 3 | 189 | 2 | (D) | 9 | 2,455 | 5 | 364 | 6 | 681 | 2 | (D) | 3 | (D) | 3 | 79 | 9 |
| 13 | 953 | 14 | 359 | 21 | (D) | 16 | 2,629 | 35 | 1,616 | 50 | 4,229 | 4 | 259 | 29 | 2,290 | 10 | (D) | 10 |
| 16 | 2,982 | 18 | 1,264 | 12 | 1,089 | 22 | 4,422 | 25 | 1,719 | 24 | 2,162 | 8 | 904 | 37 | 1,674 | 10 | 360 | 11 |
| 14 | (D) | 17 | (D) | 9 | 1,005 | 18 | 4,062 | 17 | 1,192 | 17 | 1,963 | 8 | 904 | 31 | 1,462 | 9 | (D) | 12 |
| 2 | (D) | 1 | (D) | 3 | 84 | 4 | 360 | 8 | 527 | 7 | 199 | ... | ... | 6 | 212 | 1 | (D) | 13 |
| 10 | 354 | 3 | 93 | 5 | 126 | 8 | 387 | 30 | 958 | 17 | 1,571 | 6 | 337 | 15 | 766 | ... | ... | 14 |
| 10 | 634 | 2 | (D) | 6 | 354 | 9 | 2,299 | 28 | 786 | 20 | 1,360 | 3 | 255 | 6 | 468 | 2 | (D) | 15 |
| 5 | 397 | 2 | (D) | 2 | (D) | 4 | 723 | 10 | 430 | 11 | 579 | 2 | (D) | 3 | (D) | ... | ... | 16 |
| 11 | 1,135 | 12 | 821 | 15 | 1,114 | 18 | 5,196 | 38 | 1,907 | 30 | 3,880 | 10 | 911 | 37 | 2,042 | 5 | 91 | 17 |
| 6 | 945 | 10 | (D) | 9 | 820 | 13 | 4,314 | 13 | 918 | 12 | 1,989 | 4 | 620 | 22 | 1,211 | 3 | (D) | 18 |
| 5 | 190 | 2 | (D) | 6 | 294 | 5 | 882 | 25 | 989 | 18 | 1,891 | 6 | 291 | 15 | 831 | 2 | (D) | 19 |
| 30 | 10,661 | 85 | 6,072 | 68 | 8,776 | 45 | 18,353 | 108 | 7,066 | 74 | 9,159 | 35 | 3,758 | 102 | 4,814 | 39 | 1,626 | 20 |
| 22 | 10,394 | 79 | 5,929 | 49 | 7,194 | 29 | 15,108 | 69 | 5,377 | 44 | 6,448 | 29 | 3,235 | 82 | 4,161 | 33 | 1,166 | 21 |
| 2 | (D) | ... | ... | 6 | 145 | ... | ... | 3 | 106 | 2 | (D) | 2 | (D) | 3 | 66 | ... | ... | 22 |
| 6 | (D) | 6 | 143 | 13 | 1,437 | 16 | 3,245 | 36 | 1,583 | 28 | (D) | 4 | (D) | 17 | 587 | 6 | 460 | 23 |
| 11 | 671 | 3 | 150 | 4 | 126 | 11 | 1,333 | 17 | 734 | 13 | (D) | 3 | 383 | 18 | 682 | 2 | (D) | 24 |
| 49 | 11,797 | 92 | 7,187 | 95 | 7,262 | 91 | 26,305 | 194 | 11,219 | 117 | 18,153 | 47 | 6,052 | 158 | 10,723 | 51 | 2,196 | 25 |
| 13 | 5,443 | 41 | 4,149 | 37 | 2,701 | 27 | 8,426 | 38 | 2,468 | 25 | 4,138 | 14 | 2,132 | 41 | 3,305 | 7 | 262 | 26 |
| 3 | 221 | 5 | 253 | 5 | 822 | 5 | 1,582 | 9 | 910 | 6 | 307 | 2 | (D) | 10 | (D) | 6 | 297 | 27 |
| 7 | 2,232 | 16 | 961 | 15 | 1,142 | 16 | 6,242 | 27 | 2,394 | 13 | 1,715 | 5 | 554 | 26 | 946 | 5 | 77 | 28 |
| 5 | 2,318 | 19 | 1,403 | 8 | 1,196 | 6 | 2,713 | 17 | 1,352 | 13 | 1,299 | 6 | 1,161 | 19 | (D) | 5 | (D) | 29 |
| 21 | 1,583 | 11 | 421 | 30 | 1,401 | 37 | 7,342 | 103 | 4,095 | 60 | 10,694 | 20 | (D) | 62 | 3,659 | 28 | (D) | 30 |
| 19 | 2,030 | 19 | 912 | 20 | 1,113 | 28 | 7,572 | 62 | 2,825 | 41 | 3,989 | 10 | 961 | 42 | 3,490 | 21 | 447 | 31 |
| 9 | 1,608 | 13 | 560 | 12 | 789 | 17 | 5,259 | 30 | 1,405 | 15 | 2,294 | 4 | 575 | 23 | 2,276 | 10 | 213 | 32 |
| 10 | 422 | 6 | 252 | 8 | 324 | 11 | 2,313 | 32 | 1,420 | 26 | 1,695 | 6 | 386 | 19 | 1,214 | 11 | 234 | 33 |
| 44 | 13,923 | 103 | 8,305 | 78 | 7,513 | 62 | 24,343 | 167 | 12,063 | 87 | 10,125 | 47 | 5,202 | 156 | 9,875 | 39 | 1,534 | 34 |
| 4 | 929 | 15 | 770 | 11 | 993 | 11 | 4,703 | 16 | 1,411 | 11 | 1,282 | 4 | 490 | 15 | 1,626 | ... | ... | 35 |
| 26 | 11,957 | 69 | 6,534 | 40 | 4,998 | 33 | 14,504 | 88 | 6,514 | 28 | 4,636 | 30 | 3,231 | 93 | 5,849 | 22 | 1,166 | 36 |
| 3 | 398 | 12 | 698 | 11 | 482 | 9 | 3,142 | 16 | 980 | 15 | 1,527 | 5 | 560 | 16 | 622 | 6 | 240 | 37 |
| 11 | 639 | 7 | 303 | 16 | 1,040 | 9 | 1,994 | 47 | 3,158 | 33 | 2,680 | 8 | 921 | 32 | 1,778 | 11 | 128 | 38 |
| 10 | 520 | 14 | 892 | 26 | 859 | 17 | 4,490 | 38 | 1,866 | 25 | 2,283 | 8 | 755 | 31 | 1,889 | 6 | 38 | 39 |
| 3 | 214 | 11 | 765 | 9 | 330 | 6 | 1,974 | 11 | 634 | 7 | 620 | 5 | 455 | 11 | (D) | 2 | (D) | 40 |
| 7 | 306 | 3 | 127 | 17 | 520 | 11 | 2,516 | 27 | 1,232 | 18 | 1,663 | 3 | 300 | 20 | (D) | 4 | (D) | 41 |
| 13 | 509 | 14 | 454 | 12 | 494 | 17 | 2,230 | 25 | 1,543 | 20 | 1,461 | 5 | 395 | 17 | (D) | 3 | (D) | 42 |
| 2 | (D) | 6 | 216 | 5 | 118 | 5 | 989 | 7 | 397 | 8 | 627 | 2 | (D) | 4 | 343 | 3 | (D) | 43 |
| 3 | (D) | 5 | 156 | 3 | (D) | 9 | 1,132 | 7 | 781 | 4 | 355 | 1 | (D) | 11 | 440 | ... | ... | 44 |
| 8 | 318 | 3 | 82 | 4 | (D) | 3 | 109 | 11 | 365 | 8 | 479 | 2 | (D) | 2 | (D) | ... | ... | 45 |
| 4 | (D) | 11 | 521 | 9 | 256 | 19 | 2,475 | 41 | 2,049 | 22 | 1,533 | 7 | 638 | 19 | 850 | 1 | (D) | 46 |
| 2 | (D) | 11 | 521 | 9 | 256 | 13 | 2,273 | 21 | 1,234 | 14 | 1,224 | 4 | (D) | 10 | 808 | ... | ... | 47 |
| 2 | (D) | ... | ... | ... | ... | 6 | 197 | 20 | 815 | 8 | 309 | 3 | (D) | 9 | 342 | 1 | (D) | 48 |
| 15 | 4,635 | 14 | 1,036 | 10 | 965 | 15 | 5,688 | 45 | 2,611 | 30 | 2,187 | 7 | 608 | 41 | 2,021 | 8 | 109 | 49 |
| 7 | 4,308 | 14 | 1,036 | 9 | (D) | 12 | 5,507 | 17 | 1,355 | 16 | 1,447 | 7 | 608 | 31 | 1,771 | 6 | (D) | 50 |
| 8 | 327 | ... | ... | 1 | (D) | 3 | 181 | 28 | 1,256 | 14 | 740 | ... | ... | 10 | 250 | 2 | (D) | 51 |
| 14 | 1,073 | 5 | 168 | 15 | 750 | 9 | 2,267 | 36 | 1,594 | 22 | 2,170 | 6 | 568 | 14 | 550 | 4 | 30 | 52 |
| 12 | 1,081 | 15 | 742 | 15 | 831 | 26 | 6,391 | 46 | 2,667 | 39 | 4,881 | 8 | 554 | 20 | 978 | 13 | 233 | 53 |
| 4 | 613 | 10 | 636 | 6 | 487 | 10 | 3,902 | 18 | 1,311 | 12 | 1,648 | 2 | (D) | 10 | (D) | 6 | 153 | 54 |
| 6 | 468 | 5 | 106 | 9 | 344 | 16 | 2,489 | 28 | 1,356 | 27 | 3,233 | 6 | (D) | 10 | (D) | 7 | 80 | 55 |
| 3 | 122 | 5 | 216 | 1 | (D) | 5 | 1,297 | 20 | 963 | 4 | 437 | 2 | (D) | 12 | 226 | ... | ... | 56 |
| 15 | 3,177 | 26 | 1,954 | 25 | 1,748 | 24 | 5,009 | 50 | 2,139 | 31 | 3,042 | 10 | 864 | 23 | 2,037 | 13 | 1,249 | 57 |
| 6 | 1,905 | 21 | 1,740 | 18 | 1,464 | 16 | 3,773 | 25 | 1,136 | 19 | 1,989 | 8 | 638 | 14 | 1,139 | 8 | 1,095 | 58 |
| 2 | (D) | 5 | 214 | 7 | 284 | 7 | (D) | 7 | 434 | 5 | 291 | 2 | (D) | 5 | 637 | 2 | (D) | 59 |
| 7 | (D) | ... | ... | ... | ... | 1 | (D) | 18 | 569 | 7 | 762 | ... | ... | 4 | 261 | 3 | (D) | 60 |
| 15 | 3,159 | 26 | 1,585 | 17 | 1,109 | 22 | 4,555 | 55 | 1,879 | 21 | 1,949 | 8 | 550 | 39 | 1,432 | 11 | 104 | 61 |
| 8 | 2,706 | 21 | 1,547 | 9 | 676 | 13 | 3,111 | 22 | 897 | 16 | 1,440 | 5 | 365 | 21 | 840 | 4 | 51 | 62 |
| ... | ... | ... | ... | 3 | 75 | 5 | 776 | 11 | 223 | 2 | (D) | 1 | (D) | 5 | (D) | 4 | 22 | 63 |
| 3 | 229 | 5 | 38 | 5 | 359 | 2 | (D) | 11 | 346 | 2 | (D) | 2 | (D) | 11 | 372 | 1 | (D) | 64 |
| 4 | 224 | ... | ... | ... | ... | 2 | (D) | 11 | 413 | 1 | (D) | ... | ... | 2 | (D) | 2 | (D) | 65 |
| 28 | 1,701 | 20 | 1,036 | 33 | 1,985 | 25 | 8,768 | 63 | 3,277 | 48 | 4,494 | 17 | 1,256 | 31 | 1,562 | 12 | 358 | 66 |
| 5 | 755 | 0 | 860 | 8 | 683 | 8 | 4,590 | 13 | 939 | 13 | 1,446 | 5 | 533 | 15 | (D) | 7 | (D) | 67 |
| 8 | 452 | 4 | (D) | 4 | 69 | 5 | 1,422 | 5 | 429 | 9 | 758 | 2 | (D) | 9 | 868 | ... | ... | 68 |
| 2 | (D) | 6 | 383 | 7 | 478 | 4 | 1,284 | 14 | 605 | 7 | 953 | 2 | (D) | 1 | (D) | ... | ... | 69 |
| 13 | (D) | 1 | (D) | 14 | 755 | 8 | 1,472 | 31 | 1,244 | 19 | 1,337 | 8 | 381 | 6 | 348 | 5 | (D) | 70 |

RETAIL TRADE — AREA STATISTICS

Table 102. RETAIL TRADE: 1954 — COUNTIES;
Total Retail — Establishments, Sales, Payroll, and Personnel;

| Line No. | County and city | Total | | | | | | | Kind-of-business group | | | | |
|----------|--------------------------|----------------|-----------------------|-------------------------------------|---------------------------------------|--------------------------------|--|------------------------|---|-------------------------|-----------------|-------------------------|-----------------|
| | | Establishments | | Sales | | Payroll, entire year (\$1,000) | Paid employees, workweek ended nearest Nov. 15 | | Proprietors (unincorporated businesses only) (Number) | Food stores | | Eating, drinking places | |
| | | Total (Number) | With payroll (Number) | Total, all establishments (\$1,000) | Establishments with payroll (\$1,000) | | Total (Number) | Full workweek (Number) | | Establishments (Number) | Sales (\$1,000) | Establishments (Number) | Sales (\$1,000) |
| 1 | Emmet County..... | 285 | 215 | 22,254 | 20,928 | 2,359 | 841 | 709 | 308 | 58 | 4,604 | 52 | 1,367 |
| 2 | Petoskey..... | 158 | 126 | 17,385 | 16,815 | 1,979 | 687 | 595 | 170 | 32 | 3,268 | 18 | 688 |
| 3 | Remainder of County..... | 127 | 89 | 4,869 | 4,113 | 380 | 154 | 114 | 138 | 26 | 1,336 | 34 | 679 |
| 4 | Genesee County..... | 2,865 | 2,243 | 420,649 | 408,139 | 44,024 | 16,094 | 12,378 | 3,161 | 534 | 94,248 | 545 | 26,524 |
| 5 | Fenton..... | 92 | 72 | 13,472 | 13,192 | 1,165 | 424 | 337 | 99 | 16 | 2,559 | 19 | 504 |
| 6 | Flint..... | 1,966 | 1,606 | 331,923 | 324,415 | 36,853 | 13,291 | 10,268 | 2,123 | 326 | 69,489 | 421 | 22,140 |
| 7 | Mount Morris..... | 71 | 49 | 6,593 | 5,959 | 475 | 181 | 146 | 76 | 16 | 2,071 | 10 | 309 |
| 8 | Remainder of County..... | 736 | 516 | 68,661 | 64,573 | 5,531 | 2,198 | 1,627 | 863 | 176 | 20,129 | 95 | 3,571 |
| 9 | Gladwin County..... | 122 | 84 | 8,624 | 7,656 | 578 | 265 | 201 | 146 | 28 | 2,190 | 20 | 589 |
| 10 | Gogebic County..... | 370 | 242 | 25,480 | 23,178 | 2,510 | 1,167 | 943 | 388 | 71 | 7,200 | 94 | 1,831 |
| 11 | Bessemer..... | 52 | 38 | 2,948 | 2,754 | 265 | 126 | 112 | 60 | 8 | 870 | 20 | 301 |
| 12 | Ironwood..... | 201 | 137 | 18,364 | 17,112 | 1,986 | 880 | 719 | 200 | 44 | 5,277 | 37 | 894 |
| 13 | Wakefield..... | 52 | 32 | 2,440 | 2,098 | 165 | 101 | 60 | 59 | 13 | 723 | 12 | 218 |
| 14 | Remainder of County..... | 65 | 35 | 1,728 | 1,214 | 94 | 60 | 52 | 69 | 6 | 330 | 25 | 418 |
| 15 | Grand Traverse..... | 378 | 284 | 43,046 | 41,052 | 4,470 | 1,756 | 1,419 | 379 | 76 | 8,883 | 61 | 2,489 |
| 16 | Traverse City..... | 295 | 227 | 39,771 | 38,321 | 4,193 | 1,625 | 1,321 | 286 | 56 | 8,033 | 39 | 1,991 |
| 17 | Remainder of County..... | 83 | 57 | 3,275 | 2,731 | 277 | 131 | 98 | 93 | 20 | 850 | 22 | 498 |
| 18 | Greatnot County..... | 434 | 292 | 37,186 | 33,992 | 3,209 | 1,247 | 971 | 474 | 91 | 8,225 | 52 | 1,688 |
| 19 | Alma..... | 123 | 105 | 15,412 | 15,028 | 1,555 | 573 | 452 | 121 | 21 | 3,655 | 15 | 499 |
| 20 | St. Louis..... | 86 | 56 | 5,264 | 4,748 | 380 | 196 | 139 | 107 | 25 | 1,614 | 9 | 224 |
| 21 | Remainder of County..... | 225 | 131 | 16,510 | 14,216 | 1,274 | 380 | 246 | 45 | 2,956 | 28 | 965 | |
| 22 | Hillsdale County..... | 387 | 269 | 33,299 | 30,575 | 2,738 | 1,090 | 851 | 431 | 61 | 7,292 | 51 | 1,421 |
| 23 | Hillsdale..... | 141 | 113 | 18,160 | 17,524 | 1,774 | 670 | 523 | 134 | 18 | 4,350 | 18 | 658 |
| 24 | Remainder of County..... | 246 | 156 | 15,139 | 13,051 | 964 | 420 | 328 | 297 | 43 | 2,942 | 33 | 763 |
| 25 | Houghton County..... | 505 | 323 | 34,398 | 30,760 | 2,918 | 1,475 | 1,182 | 541 | 127 | 12,214 | 126 | 2,849 |
| 26 | Hancock..... | 89 | 69 | 8,319 | 7,855 | 787 | 371 | 300 | 89 | 13 | 2,750 | 22 | 599 |
| 27 | Houghton..... | 93 | 57 | 6,671 | 5,875 | 648 | 323 | 278 | 102 | 15 | 1,308 | 24 | 498 |
| 28 | Laurium..... | 50 | 28 | 2,802 | 2,382 | 193 | 123 | 94 | 50 | 22 | 1,500 | 11 | 341 |
| 29 | Remainder of County..... | 273 | 169 | 16,606 | 14,648 | 1,290 | 658 | 510 | 300 | 77 | 6,656 | 69 | 1,411 |
| 30 | Huron County..... | 438 | 324 | 35,801 | 33,157 | 2,765 | 1,153 | 957 | 465 | 77 | 6,971 | 76 | 2,198 |
| 31 | Bad Axe..... | 88 | 68 | 10,561 | 9,925 | 912 | 357 | 293 | 88 | 14 | 1,960 | 9 | 305 |
| 32 | Remainder of County..... | 350 | 256 | 25,240 | 23,232 | 1,853 | 796 | 664 | 377 | 63 | 5,011 | 67 | 1,893 |
| 33 | Ingham County..... | 1,606 | 1,304 | 251,097 | 244,529 | 29,836 | 11,006 | 8,722 | 1,674 | 307 | 52,852 | 278 | 15,319 |
| 34 | East Lansing..... | 95 | 81 | 14,097 | 13,861 | 1,454 | 668 | 449 | 88 | 9 | 4,127 | 9 | 509 |
| 35 | Lansing..... | 1,094 | 900 | 195,657 | 191,047 | 24,946 | 8,975 | 7,257 | 1,124 | 208 | 36,712 | 197 | 12,285 |
| 36 | Mason..... | 85 | 57 | 10,402 | 10,000 | 891 | 320 | 256 | 96 | 19 | 3,188 | 12 | 336 |
| 37 | Remainder of County..... | 332 | 266 | 30,941 | 29,621 | 2,545 | 1,043 | 760 | 366 | 71 | 8,825 | 60 | 2,189 |
| 38 | Ionia County..... | 449 | 325 | 37,941 | 35,305 | 2,839 | 1,233 | 943 | 481 | 68 | 8,423 | 83 | 2,171 |
| 39 | Belding..... | 71 | 53 | 6,512 | 6,038 | 471 | 187 | 143 | 80 | 7 | 1,181 | 11 | 278 |
| 40 | Ionia..... | 148 | 104 | 16,159 | 15,215 | 1,266 | 527 | 408 | 143 | 26 | 3,692 | 15 | 498 |
| 41 | Portland..... | 53 | 47 | 5,738 | 5,566 | 471 | 223 | 171 | 59 | 6 | 1,049 | 9 | 324 |
| 42 | Remainder of County..... | 177 | 121 | 9,532 | 8,486 | 631 | 296 | 221 | 199 | 29 | 2,501 | 48 | 1,071 |
| 43 | Iosco County..... | 247 | 177 | 15,359 | 13,999 | 1,170 | 521 | 426 | 291 | 55 | 4,021 | 53 | 1,482 |
| 44 | Iron County..... | 210 | 162 | 16,795 | 15,829 | 1,487 | 664 | 516 | 245 | 38 | 4,825 | 54 | 1,095 |
| 45 | Iron River..... | 94 | 80 | 9,435 | 9,219 | 932 | 392 | 308 | 112 | 11 | 2,263 | 23 | 500 |
| 46 | Remainder of County..... | 116 | 82 | 7,360 | 6,610 | 555 | 272 | 208 | 133 | 27 | 2,562 | 31 | 595 |
| 47 | Isabella County..... | 299 | 207 | 26,807 | 24,833 | 2,596 | 1,027 | 832 | 316 | 51 | 6,105 | 49 | 1,955 |
| 48 | Mount Pleasant..... | 183 | 145 | 20,578 | 19,706 | 2,239 | 891 | 720 | 187 | 29 | 4,746 | 35 | 1,028 |
| 49 | Remainder of County..... | 116 | 62 | 6,229 | 5,127 | 357 | 136 | 112 | 129 | 22 | 1,359 | 14 | 927 |
| 50 | Jackson County..... | 1,197 | 909 | 126,679 | 120,191 | 13,616 | 5,318 | 4,069 | 1,248 | 243 | 29,321 | 243 | 9,814 |
| 51 | Jackson..... | 745 | 619 | 96,685 | 93,315 | 11,093 | 4,249 | 3,260 | 704 | 135 | 21,861 | 162 | 6,815 |
| 52 | Remainder of County..... | 452 | 290 | 29,994 | 26,876 | 2,523 | 1,069 | 809 | 544 | 108 | 7,460 | 81 | 2,999 |
| 53 | Kalamazoo County..... | 1,218 | 970 | 164,394 | 159,606 | 19,248 | 7,013 | 5,517 | 1,260 | 218 | 35,292 | 213 | 10,390 |
| 54 | Kalamazoo..... | 883 | 705 | 129,370 | 126,230 | 16,108 | 5,852 | 4,618 | 870 | 151 | 23,415 | 142 | 7,512 |
| 55 | Remainder of County..... | 335 | 265 | 35,024 | 33,376 | 3,140 | 1,161 | 899 | 390 | 67 | 11,877 | 71 | 2,878 |
| 56 | Kalkaska County..... | 57 | 37 | 3,102 | 2,718 | 173 | 92 | 77 | 65 | 15 | 924 | 9 | 321 |
| 57 | Kent County..... | 3,063 | 2,319 | 393,926 | 375,874 | 41,203 | 16,119 | 12,011 | 3,299 | 580 | 89,826 | 482 | 22,481 |
| 58 | East Grand Rapids..... | 12 | 10 | 917 | (D) | 69 | 33 | 21 | 13 | .. | .. | 1 | (D) |
| 59 | Grand Rapids..... | 2,296 | 1,748 | 316,967 | 303,099 | 35,353 | 13,741 | 10,333 | 2,416 | 438 | 67,895 | 364 | 18,284 |
| 60 | Remainder of County..... | 755 | 561 | 76,042 | (D) | 5,781 | 2,345 | 1,657 | 870 | 142 | 21,931 | 117 | (D) |
| 61 | Keweenaw County..... | 39 | 23 | 1,493 | 1,225 | 89 | 57 | 49 | 39 | 12 | 781 | 17 | 225 |
| 62 | Lake County..... | 76 | 48 | 3,495 | 2,879 | 327 | 178 | 138 | 87 | 19 | 1,127 | 17 | 662 |
| 63 | Lapeer County..... | 349 | 255 | 32,852 | 30,752 | 2,512 | 1,023 | 767 | 388 | 70 | 6,986 | 41 | 1,485 |
| 64 | Lapeer..... | 124 | 102 | 15,724 | 15,192 | 1,348 | 564 | 416 | 123 | 17 | 3,653 | 14 | 500 |
| 65 | Remainder of County..... | 225 | 153 | 17,128 | 15,560 | 1,164 | 459 | 351 | 265 | 53 | 3,333 | 27 | 985 |
| 66 | Leelanau County..... | 113 | 85 | 5,305 | 4,841 | 321 | 125 | 99 | 126 | 28 | 1,785 | 20 | 394 |
| 67 | Lanswee County..... | 827 | 605 | 78,924 | 74,184 | 7,079 | 2,952 | 2,250 | 890 | 145 | 18,095 | 151 | 5,405 |
| 68 | Adrian..... | 279 | 225 | 37,641 | 36,639 | 4,010 | 1,586 | 1,199 | 272 | 41 | 8,717 | 39 | 1,655 |
| 69 | Hudson..... | 71 | 45 | 4,313 | 3,997 | 292 | 136 | 99 | 74 | 7 | 1,222 | 8 | 240 |
| 70 | Tecumseh..... | 81 | 69 | 10,703 | 10,399 | 952 | 406 | 329 | 89 | 13 | 1,957 | 15 | 990 |
| 71 | Remainder of County..... | 396 | 266 | 26,267 | 23,149 | 1,825 | 824 | 623 | 455 | 84 | 6,199 | 89 | 2,520 |

Standard Notes: (D) Withheld to avoid disclosure. (NA) Not available. XXX Not applicable. (Z) Less than \$500. ... Represents zero.

CITIES OF 2,500 INHABITANTS OR MORE — Continued

Kind-of-Business Group — Establishments and Sales

| Kind-of-business group—Continued | | | | | | | | | | | | | | | | | | Line No. |
|----------------------------------|-----------------|-----------------------------|-----------------|--|-----------------|----------------------|-----------------|---------------------------|-----------------|--|-----------------|---------------------------------|-----------------|-------------------------|-----------------|-------------------------|-----------------|----------|
| General merchandise group | | Apparel, accessories stores | | Furniture, home furnishings, appliance dealers | | Automotive group | | Gasoline service stations | | Lumber, bldg. matls., hardware, farm equipment dealers | | Drug stores, proprietary stores | | Other retail stores | | Nonstore retailers | | |
| Establishments (Number) | Sales (\$1,000) | Establishments (Number) | Sales (\$1,000) | Establishments (Number) | Sales (\$1,000) | Establishments (No.) | Sales (\$1,000) | Establishments (Number) | Sales (\$1,000) | Establishments (Number) | Sales (\$1,000) | Establishments (No.) | Sales (\$1,000) | Establishments (Number) | Sales (\$1,000) | Establishments (Number) | Sales (\$1,000) | |
| 10 | 2,894 | 25 | 1,702 | 14 | 895 | 14 | 3,991 | 28 | 2,075 | 20 | 2,387 | 6 | 667 | 52 | 1,630 | 6 | 42 | 1 |
| 6 | 2,638 | 23 | (D) | 11 | (D) | 8 | 3,349 | 14 | 1,546 | 9 | 1,691 | 3 | 512 | 30 | 1,174 | 4 | (D) | 2 |
| 4 | 256 | 2 | (D) | 3 | (D) | 6 | 642 | 14 | 529 | 11 | 696 | 3 | 155 | 22 | 456 | 2 | (D) | 3 |
| 90 | 35,149 | 199 | 27,761 | 194 | 28,747 | 173 | 97,601 | 368 | 30,245 | 199 | 38,001 | 116 | 16,228 | 318 | 19,202 | 129 | 6,943 | 4 |
| ... | ... | 10 | 700 | 7 | 423 | 7 | 4,437 | 13 | 3,171 | 7 | 906 | 3 | 293 | 8 | (D) | 2 | (D) | 5 |
| 57 | 32,599 | 160 | 25,112 | 143 | 26,211 | 112 | 76,926 | 241 | 18,771 | 100 | 25,615 | 90 | 13,512 | 223 | 15,221 | 93 | 6,327 | 6 |
| 5 | 298 | 2 | (D) | 2 | (D) | 5 | (D) | 9 | 544 | 13 | 779 | 2 | (D) | 3 | (D) | 4 | (D) | 7 |
| 28 | 2,252 | 27 | (D) | 42 | (D) | 49 | (D) | 105 | 7,759 | 79 | 10,701 | 21 | (D) | 84 | 3,348 | 30 | 542 | 8 |
| 11 | 473 | 5 | 256 | 3 | (D) | 9 | 1,940 | 17 | 871 | 14 | 1,255 | 4 | 244 | 10 | 325 | 1 | (D) | 9 |
| 17 | 2,821 | 21 | 1,426 | 17 | 1,853 | 22 | 3,495 | 53 | 2,088 | 32 | 2,792 | 5 | 633 | 31 | 1,007 | 7 | 334 | 10 |
| 1 | (D) | 2 | (D) | 3 | 75 | 2 | (D) | 4 | 200 | 5 | 431 | 1 | (D) | 6 | 201 | ... | ... | 11 |
| 8 | 2,251 | 14 | 1,181 | 14 | 1,778 | 16 | 2,967 | 24 | 1,132 | 19 | 1,915 | 3 | (D) | 16 | 697 | 6 | (D) | 12 |
| 2 | (D) | 2 | (D) | ... | ... | 2 | (D) | 10 | 355 | 6 | 386 | 1 | (D) | 4 | 49 | ... | ... | 13 |
| 6 | 332 | 3 | 52 | ... | ... | 2 | (D) | 15 | 401 | 2 | 60 | ... | ... | 5 | 60 | 1 | (D) | 14 |
| 17 | 4,820 | 30 | 3,731 | 21 | 2,461 | 27 | 7,969 | 45 | 2,674 | 28 | 5,064 | 12 | 1,254 | 44 | 3,378 | 17 | 323 | 15 |
| 10 | 4,426 | 29 | (D) | 18 | 2,211 | 25 | (D) | 31 | 2,179 | 24 | 4,701 | 11 | (D) | 37 | 3,132 | 15 | (D) | 16 |
| 7 | 394 | 1 | (D) | 3 | 257 | 2 | (D) | 14 | 495 | 4 | 363 | 1 | (D) | 7 | 246 | 2 | (D) | 17 |
| 18 | 2,052 | 27 | 1,271 | 27 | 1,679 | 31 | 7,728 | 51 | 4,633 | 56 | 6,973 | 14 | 912 | 46 | 1,421 | 21 | 604 | 18 |
| 6 | 1,374 | 12 | 695 | 13 | 999 | 12 | 3,862 | 11 | 990 | 10 | 1,946 | 3 | (D) | 14 | 572 | 6 | (D) | 19 |
| 1 | (D) | 10 | 357 | 4 | 225 | 5 | 1,050 | 6 | 311 | 10 | 762 | 2 | (D) | 9 | 358 | 5 | 53 | 20 |
| 11 | (D) | 5 | 219 | 10 | 455 | 14 | 2,816 | 34 | 3,332 | 36 | 4,265 | 9 | 377 | 23 | 491 | 10 | (D) | 21 |
| 21 | 2,432 | 15 | 837 | 33 | 2,235 | 25 | 5,907 | 67 | 2,899 | 44 | 5,996 | 8 | 635 | 54 | 3,553 | 8 | 92 | 22 |
| 6 | 1,948 | 10 | 648 | 18 | 1,559 | 13 | 4,496 | 15 | 853 | 10 | 1,730 | 4 | 417 | 23 | (D) | 6 | (D) | 23 |
| 15 | 484 | 5 | 189 | 15 | 676 | 12 | 1,411 | 52 | 2,046 | 34 | 4,266 | 4 | 218 | 31 | (D) | 2 | (D) | 24 |
| 29 | 3,573 | 29 | 1,249 | 13 | 1,488 | 29 | 5,088 | 66 | 2,556 | 20 | 2,571 | 12 | 862 | 42 | 1,728 | 12 | 220 | 25 |
| 6 | 851 | 11 | 474 | 2 | (D) | 9 | 1,777 | 5 | 291 | 4 | 452 | 4 | 218 | 12 | 634 | 1 | (D) | 26 |
| 3 | 703 | 9 | 376 | 2 | (D) | 6 | 1,183 | 14 | 638 | 2 | (D) | 3 | (D) | 11 | 330 | 4 | 46 | 27 |
| 2 | (D) | 1 | (D) | 2 | (D) | ... | ... | 6 | 294 | 2 | (D) | 2 | (D) | 2 | (D) | ... | ... | 28 |
| 18 | (D) | 8 | (D) | 7 | 868 | 14 | 2,128 | 41 | 1,333 | 12 | 835 | 3 | 232 | 17 | (D) | 7 | (D) | 29 |
| 22 | 1,918 | 27 | 1,450 | 23 | 984 | 26 | 9,097 | 56 | 3,886 | 61 | 6,458 | 17 | 1,094 | 43 | 1,098 | 10 | 647 | 30 |
| 4 | 831 | 7 | 567 | 6 | 305 | 8 | 3,212 | 13 | 770 | 13 | 1,882 | 2 | (D) | 8 | 279 | 4 | (D) | 31 |
| 18 | 1,087 | 20 | 883 | 17 | 679 | 18 | 5,885 | 43 | 3,116 | 48 | 4,576 | 15 | (D) | 35 | 819 | 6 | (D) | 32 |
| 49 | 33,734 | 128 | 15,355 | 91 | 9,252 | 99 | 54,556 | 207 | 16,840 | 117 | 21,878 | 75 | 8,341 | 196 | 19,466 | 59 | 3,504 | 33 |
| 5 | (D) | 14 | 1,867 | 2 | (D) | 5 | 312 | 19 | 3,886 | 5 | 233 | 7 | 1,121 | 16 | 1,366 | 4 | 38 | 34 |
| 25 | 31,919 | 104 | 12,637 | 60 | 6,952 | 62 | 45,598 | 135 | 9,355 | 69 | 16,038 | 53 | 6,027 | 143 | 14,930 | 38 | 3,204 | 35 |
| 3 | (D) | 4 | 138 | 5 | 293 | 11 | 3,578 | 7 | 550 | 11 | 1,203 | 2 | (D) | 6 | 176 | 5 | 79 | 36 |
| 16 | 796 | 6 | 713 | 24 | (D) | 21 | 5,068 | 46 | 3,049 | 32 | 4,404 | 13 | (D) | 31 | 2,994 | 12 | 183 | 37 |
| 19 | 1,805 | 24 | 1,062 | 33 | 1,329 | 44 | 12,073 | 56 | 2,907 | 55 | 5,185 | 12 | 1,079 | 43 | 1,714 | 12 | 193 | 38 |
| 3 | (D) | 7 | 222 | 5 | 205 | 7 | 2,479 | 6 | 494 | 13 | 865 | 2 | (D) | 7 | 329 | 3 | (D) | 39 |
| 6 | 910 | 9 | 602 | 17 | 632 | 15 | 6,328 | 20 | 993 | 13 | 935 | 3 | 455 | 19 | 1,047 | 5 | 67 | 40 |
| 4 | 316 | 2 | (D) | 4 | 264 | 9 | 2,107 | 6 | 446 | 10 | 836 | 2 | (D) | ... | ... | 1 | (D) | 41 |
| 6 | (D) | 6 | (D) | 7 | 224 | 13 | 1,159 | 24 | 974 | 19 | 2,549 | 5 | 223 | 17 | 338 | 3 | 35 | 42 |
| 10 | 841 | 16 | 495 | 12 | 688 | 14 | 2,563 | 34 | 1,951 | 18 | 1,902 | 6 | 807 | 22 | 496 | 7 | 113 | 43 |
| 12 | 2,118 | 17 | 555 | 3 | 61 | 17 | 3,084 | 23 | 1,084 | 16 | 2,723 | 7 | 532 | 18 | 552 | 5 | 166 | 44 |
| 8 | 1,780 | 12 | 474 | 1 | (D) | 11 | 2,079 | 9 | 509 | 6 | 1,173 | 3 | 315 | 8 | 250 | 2 | (D) | 45 |
| 4 | 338 | 5 | 81 | 2 | (D) | 6 | 1,005 | 14 | 575 | 10 | 1,550 | 4 | 217 | 10 | 302 | 3 | (D) | 46 |
| 15 | 1,689 | 18 | 1,071 | 21 | 1,284 | 23 | 6,713 | 51 | 2,531 | 30 | 3,653 | 6 | 632 | 25 | 1,094 | 10 | 80 | 47 |
| 7 | 1,405 | 17 | (D) | 11 | 808 | 19 | 6,331 | 25 | 1,532 | 16 | 2,272 | 4 | (D) | 16 | 923 | 4 | 42 | 48 |
| 8 | 284 | 1 | (D) | 10 | 476 | 4 | 382 | 26 | 999 | 14 | 1,381 | 2 | (D) | 9 | 171 | 6 | 38 | 49 |
| 23 | 11,970 | 71 | 8,808 | 63 | 6,403 | 77 | 24,835 | 147 | 9,309 | 100 | 10,843 | 39 | 4,729 | 163 | 9,769 | 28 | 878 | 50 |
| 13 | 11,466 | 67 | 8,516 | 40 | 4,646 | 46 | 20,068 | 88 | 6,322 | 38 | 4,326 | 32 | 4,165 | 107 | 7,713 | 17 | 787 | 51 |
| 10 | 504 | 4 | 292 | 23 | 1,757 | 31 | 4,767 | 59 | 2,987 | 62 | 6,517 | 7 | 564 | 56 | 2,056 | 11 | 91 | 52 |
| 36 | 14,004 | 97 | 9,829 | 82 | 10,878 | 58 | 33,218 | 160 | 10,910 | 82 | 17,174 | 51 | 6,963 | 178 | 13,110 | 43 | 2,626 | 53 |
| 20 | 13,045 | 92 | 9,488 | 59 | 9,302 | 41 | 28,154 | 110 | 7,775 | 46 | 11,935 | 37 | 5,509 | 151 | 10,826 | 34 | 2,409 | 54 |
| 16 | 959 | 5 | 341 | 23 | 1,576 | 17 | 5,064 | 50 | 3,135 | 36 | 5,239 | 14 | 1,454 | 27 | 2,284 | 9 | 217 | 55 |
| 4 | 201 | 4 | 108 | 1 | (D) | 2 | (D) | 9 | 437 | 4 | 175 | 2 | (D) | 7 | 113 | ... | ... | 56 |
| 117 | 52,363 | 209 | 23,505 | 205 | 19,361 | 171 | 70,000 | 396 | 26,944 | 217 | 33,661 | 140 | 18,678 | 388 | 27,477 | 158 | 9,630 | 57 |
| 1 | (D) | 1 | (D) | 2 | (D) | ... | ... | 3 | 250 | 1 | (D) | ... | ... | ... | ... | 2 | (D) | 58 |
| 83 | 50,433 | 181 | 21,997 | 159 | 16,777 | 120 | 54,311 | 255 | 19,051 | 136 | 21,717 | 111 | 15,424 | 316 | 22,263 | 133 | 8,815 | 59 |
| 33 | (D) | 27 | (D) | 44 | (D) | 51 | 15,689 | 138 | 7,643 | 80 | (D) | 28 | (D) | 72 | 5,214 | 23 | (D) | 80 |
| ... | ... | ... | ... | 2 | (D) | ... | ... | 6 | 164 | ... | ... | ... | ... | 1 | (D) | 1 | (D) | 61 |
| 12 | 200 | ... | ... | 2 | (D) | 1 | (D) | 10 | 376 | 4 | 540 | 2 | (D) | 8 | 185 | 1 | (D) | 62 |
| 23 | 2,101 | 19 | 1,594 | 19 | 901 | 25 | 9,372 | 53 | 2,794 | 41 | 4,436 | 12 | 1,028 | 37 | 1,981 | 5 | 174 | 63 |
| 5 | 940 | 11 | 1,183 | 10 | 600 | 8 | 3,905 | 20 | 1,511 | 14 | 1,784 | 5 | 530 | 20 | 1,118 | ... | ... | 64 |
| 12 | 1,161 | 8 | 411 | 9 | 301 | 17 | 5,467 | 33 | 1,283 | 27 | 2,652 | 7 | 498 | 17 | 863 | 9 | 174 | 65 |
| 7 | 338 | 2 | (D) | 7 | 373 | 3 | 273 | 19 | 716 | 8 | 492 | 5 | 217 | 12 | 657 | 2 | (D) | 66 |
| 34 | 6,151 | 55 | 3,452 | 56 | 3,096 | 53 | 18,130 | 110 | 6,748 | 79 | 10,396 | 21 | 2,291 | 87 | 4,509 | 26 | 651 | 67 |
| 11 | 4,543 | 42 | 2,193 | 19 | 1,911 | 22 | 8,293 | 36 | 3,016 | 20 | 3,171 | 5 | 1,093 | 39 | 2,551 | 15 | 498 | 68 |
| 8 | 625 | 5 | 71 | 6 | 74 | 6 | 74 | 8 | 477 | 7 | 260 | 2 | (D) | 10 | (D) | 4 | 40 | 69 |
| 3 | 204 | 5 | 268 | 5 | 399 | 6 | 2,463 | 9 | 830 | 9 | 2,526 | 3 | 426 | 13 | 560 | ... | ... | 70 |
| 12 | 699 | 13 | 920 | 26 | 708 | 29 | 6,615 | 57 | 2,425 | 43 | 4,439 | 11 | (D) | 25 | (D) | 7 | 113 | 71 |

Table 102. RETAIL TRADE: 1954 — COUNTIES;
Total Retail — Establishments, Sales, Payroll, and Personnel;

| Line No. | County and city | Total | | | | | | | Kind-of-business group | | | | |
|----------|--------------------------------------|----------------|-----------------------|-------------------------------------|---------------------------------------|--------------------------------|--|------------------------|---|-------------------------|-----------------|-------------------------|-----------------|
| | | Establishments | | Sales | | Payroll, entire year (\$1,000) | Paid employees, workweek ended nearest Nov. 15 | | Proprietors (unincorporated businesses only) (Number) | Food stores | | Eating, drinking places | |
| | | Total (Number) | With payroll (Number) | Total, all establishments (\$1,000) | Establishments with payroll (\$1,000) | | Total (Number) | Full workweek (Number) | | Establishments (Number) | Sales (\$1,000) | Establishments (Number) | Sales (\$1,000) |
| 1 | Livingston County..... | 371 | 257 | 32,715 | 30,277 | 2,635 | 1,133 | 773 | 424 | 57 | 7,344 | 72 | 2,609 |
| 2 | Howell..... | 102 | 78 | 12,810 | 12,212 | 1,044 | 453 | 306 | 120 | 16 | 3,223 | 13 | 513 |
| 3 | Remainder of County..... | 269 | 179 | 19,905 | 18,065 | 1,591 | 680 | 467 | 304 | 41 | 4,121 | 59 | 2,096 |
| 4 | Luce County..... | 77 | 59 | 5,801 | 5,521 | 488 | 231 | 204 | 80 | 18 | 1,550 | 19 | 523 |
| 5 | Newberry..... | 57 | 49 | 5,270 | 5,146 | 446 | 198 | 176 | 56 | 11 | 1,399 | 10 | 275 |
| 6 | Remainder of County..... | 20 | 10 | 531 | 375 | 42 | 33 | 28 | 24 | 7 | 151 | 9 | 248 |
| 7 | Mackinac County..... | 209 | 153 | 10,643 | 9,475 | 912 | 480 | 399 | 233 | 46 | 3,687 | 57 | 1,755 |
| 8 | St. Ignace..... | 82 | 54 | 5,612 | 4,912 | 533 | 258 | 218 | 91 | 19 | 1,952 | 25 | 891 |
| 9 | Remainder of County..... | 127 | 99 | 5,031 | 4,563 | 379 | 222 | 181 | 142 | 27 | 1,735 | 32 | 874 |
| 10 | Macomb County..... | 2,032 | 1,486 | 237,650 | 223,964 | 21,304 | 8,266 | 5,961 | 2,324 | 426 | 70,699 | 398 | 16,861 |
| 11 | Center Line..... | 98 | 82 | 16,124 | 15,878 | 1,524 | 473 | 401 | 103 | 19 | 5,407 | 24 | 1,181 |
| 12 | East Detroit..... | 268 | 182 | 35,663 | 33,427 | 3,160 | 1,107 | 824 | 317 | 67 | 12,630 | 48 | 2,369 |
| 13 | Mount Clemens..... | 353 | 249 | 47,557 | 44,687 | 4,842 | 1,687 | 1,277 | 383 | 70 | 11,874 | 68 | 2,821 |
| 14 | Romeo..... | 54 | 44 | 5,630 | 5,468 | 387 | 175 | 125 | 56 | 6 | 1,820 | 5 | 211 |
| 15 | Roseville..... | 175 | 133 | 23,368 | 22,252 | 2,006 | 1,334 | 694 | 202 | 40 | 11,046 | 25 | 1,197 |
| 16 | St. Clair Shores..... | 242 | 180 | 30,490 | 28,964 | 2,577 | 1,020 | 756 | 281 | 50 | 9,391 | 49 | 2,161 |
| 17 | Remainder of County..... | 842 | 616 | 78,818 | 73,288 | 6,808 | 2,470 | 1,884 | 982 | 174 | 18,531 | 179 | 6,921 |
| 18 | Manistee County..... | 278 | 172 | 16,804 | 14,346 | 1,234 | 620 | 445 | 305 | 62 | 4,519 | 55 | 1,481 |
| 19 | Manistee..... | 164 | 116 | 12,270 | 11,238 | 1,037 | 501 | 352 | 174 | 35 | 3,322 | 29 | 932 |
| 20 | Remainder of County..... | 114 | 56 | 4,534 | 3,108 | 197 | 119 | 93 | 131 | 27 | 1,197 | 26 | 548 |
| 21 | Marquette County..... | 516 | 366 | 45,117 | 41,509 | 4,195 | 1,810 | 1,370 | 575 | 132 | 16,370 | 98 | 3,201 |
| 22 | Ishpeming..... | 123 | 97 | 10,996 | 10,444 | 1,111 | 482 | 363 | 128 | 22 | 3,388 | 22 | 828 |
| 23 | Marquette..... | 192 | 148 | 22,138 | 20,976 | 2,317 | 945 | 730 | 209 | 49 | 6,732 | 31 | 1,205 |
| 24 | Negaunee..... | 84 | 60 | 5,050 | 4,650 | 463 | 210 | 145 | 105 | 21 | 2,375 | 18 | 499 |
| 25 | Remainder of County..... | 117 | 61 | 6,933 | 5,439 | 304 | 173 | 132 | 133 | 40 | 3,875 | 27 | 669 |
| 26 | Mason County..... | 287 | 227 | 23,283 | 21,787 | 2,081 | 856 | 663 | 302 | 73 | 6,410 | 45 | 1,343 |
| 27 | Ludington..... | 162 | 128 | 15,283 | 14,523 | 1,455 | 597 | 457 | 167 | 40 | 4,241 | 26 | 801 |
| 28 | Remainder of County..... | 125 | 99 | 8,000 | 7,264 | 626 | 259 | 206 | 135 | 33 | 2,169 | 19 | 542 |
| 29 | Mecosta County..... | 230 | 170 | 16,045 | 14,477 | 1,309 | 589 | 485 | 252 | 42 | 4,233 | 38 | 1,125 |
| 30 | Big Rapids..... | 116 | 96 | 9,719 | 9,309 | 914 | 406 | 339 | 123 | 12 | 2,219 | 19 | 634 |
| 31 | Remainder of County..... | 114 | 74 | 6,326 | 5,168 | 395 | 183 | 146 | 129 | 30 | 2,014 | 19 | 491 |
| 32 | Menominee County..... | 267 | 161 | 19,865 | 17,371 | 1,475 | 639 | 508 | 292 | 64 | 4,761 | 66 | 1,417 |
| 33 | Menominee..... | 142 | 86 | 13,165 | 11,665 | 1,058 | 430 | 360 | 154 | 36 | 3,241 | 34 | 757 |
| 34 | Remainder of County..... | 125 | 75 | 6,700 | 5,706 | 417 | 209 | 148 | 138 | 28 | 1,520 | 32 | 660 |
| 35 | Midland County..... | 364 | 270 | 41,046 | 38,676 | 3,971 | 1,521 | 1,203 | 390 | 92 | 11,607 | 55 | 2,016 |
| 36 | Midland..... | 254 | 194 | 34,274 | 32,750 | 3,550 | 1,335 | 1,055 | 255 | 58 | 9,426 | 35 | 1,341 |
| 37 | Remainder of County..... | 110 | 76 | 6,772 | 5,926 | 421 | 186 | 148 | 135 | 34 | 2,181 | 20 | 675 |
| 38 | Missaukee County..... | 73 | 51 | 5,877 | 5,475 | 371 | 160 | 127 | 79 | 17 | 1,592 | 7 | 190 |
| 39 | Monroe County..... | 737 | 529 | 75,168 | 70,844 | 7,469 | 2,750 | 2,080 | 766 | 147 | 17,391 | 151 | 5,728 |
| 40 | Milan (part) ¹ | 17 | 13 | 1,447 | 1,371 | 108 | 41 | 29 | 17 | 2 | (D) | 1 | (D) |
| 41 | Monroe..... | 291 | 255 | 43,079 | 42,329 | 5,081 | 1,812 | 1,371 | 268 | 56 | 10,481 | 60 | 2,881 |
| 42 | Remainder of County..... | 429 | 261 | 30,642 | 27,144 | 2,280 | 897 | 680 | 481 | 89 | 6,539 | 90 | (D) |
| 43 | Montcalm County..... | 436 | 310 | 34,734 | 32,200 | 2,646 | 1,131 | 871 | 481 | 79 | 8,989 | 73 | 2,080 |
| 44 | Greenville..... | 124 | 100 | 11,607 | 11,053 | 1,079 | 434 | 339 | 121 | 23 | 3,519 | 13 | 452 |
| 45 | Remainder of County..... | 312 | 210 | 23,127 | 21,147 | 1,567 | 697 | 532 | 360 | 56 | 5,470 | 60 | 1,628 |
| 46 | Montmorency County..... | 82 | 54 | 5,271 | 4,595 | 391 | 167 | 145 | 98 | 19 | 1,285 | 30 | 589 |
| 47 | Muskegon County..... | 1,213 | 959 | 140,844 | 135,010 | 14,533 | 5,768 | 4,236 | 1,326 | 284 | 38,903 | 202 | 8,599 |
| 48 | Muskegon..... | 727 | 589 | 93,199 | 89,635 | 10,470 | 4,109 | 3,005 | 775 | 157 | 23,054 | 105 | 4,763 |
| 49 | Muskegon Heights..... | 164 | 134 | 20,509 | 19,855 | 2,046 | 763 | 601 | 184 | 34 | 6,954 | 34 | 1,019 |
| 50 | Remainder of County..... | 322 | 236 | 27,136 | 25,520 | 2,017 | 896 | 630 | 367 | 93 | 8,895 | 63 | 2,817 |
| 51 | Newaygo County..... | 254 | 178 | 17,896 | 16,562 | 1,404 | 602 | 446 | 278 | 51 | 4,663 | 44 | 1,156 |
| 52 | Fremont..... | 81 | 57 | 9,027 | 8,589 | 808 | 310 | 255 | 92 | 14 | 1,924 | 5 | 296 |
| 53 | Remainder of County..... | 173 | 121 | 8,869 | 7,973 | 596 | 292 | 191 | 186 | 37 | 2,739 | 39 | 862 |
| 54 | Oakland County..... | 3,849 | 2,931 | 600,513 | 578,859 | 64,170 | 24,102 | 18,204 | 4,150 | 725 | 144,100 | 645 | 38,570 |
| 55 | Berkley..... | 163 | 115 | 17,911 | 16,649 | 2,049 | 757 | 536 | 162 | 31 | 6,194 | 23 | 2,191 |
| 56 | Birmingham..... | 247 | 201 | 61,575 | 60,321 | 5,909 | 1,887 | 1,470 | 219 | 40 | 15,692 | 20 | 929 |
| 57 | Clewson..... | 73 | 55 | 6,824 | 6,326 | 651 | 269 | 174 | 76 | 16 | 2,714 | 8 | 317 |
| 58 | Ferndale..... | 291 | 227 | 60,488 | 58,424 | 6,439 | 2,106 | 1,538 | 297 | 62 | 10,398 | 36 | 1,992 |
| 59 | Hazel Park..... | 177 | 131 | 19,407 | 18,253 | 1,904 | 718 | 624 | 220 | 44 | 10,361 | 37 | 2,077 |
| 60 | Holly..... | 48 | 42 | 5,036 | 4,972 | 385 | 173 | 128 | 59 | 10 | 1,414 | 7 | 266 |
| 61 | Huntington Woods..... | 8 | 2 | (D) | (D) | (D) | (D) | (D) | (D) | 4 | (D) | ... | ... |
| 62 | Northville (part) ² | 5 | 1 | (D) | (D) | (D) | (D) | (D) | (D) | 2 | (D) | ... | ... |
| 63 | Oak Park..... | 73 | 39 | 9,449 | 8,831 | 620 | 219 | 155 | 96 | 16 | 3,030 | 5 | 138 |
| 64 | Pleasant Ridge..... | 11 | 9 | 1,778 | (D) | 407 | 127 | 108 | 8 | 2 | (D) | 2 | (D) |
| 65 | Pontiac..... | 885 | 645 | 135,048 | 129,876 | 15,788 | 5,713 | 4,329 | 928 | 148 | 31,491 | 164 | 10,215 |
| 66 | Rochester..... | 102 | 86 | 15,980 | 15,406 | 1,389 | 459 | 357 | 127 | 19 | 4,564 | 19 | (D) |
| 67 | Royal Oak..... | 547 | 417 | 90,269 | 86,829 | 9,734 | 3,355 | 2,620 | 546 | 103 | 22,292 | 72 | 4,465 |
| 68 | Remainder of County..... | 1,219 | 961 | 174,430 | 169,156 | 18,766 | 9,227 | 6,083 | 1,402 | 228 | 33,571 | 252 | 14,536 |
| 69 | Oceana County..... | 220 | 156 | 16,475 | 15,207 | 1,227 | 508 | 409 | 254 | 49 | 4,951 | 32 | 747 |
| 70 | Ogemaw County..... | 154 | 86 | 9,659 | 8,175 | 727 | 331 | 265 | 194 | 36 | 2,471 | 33 | 862 |
| 71 | Ontonagon County..... | 129 | 97 | 9,655 | 9,045 | 771 | 347 | 280 | 126 | 25 | 2,898 | 42 | 1,173 |
| 72 | Osceola County..... | 192 | 128 | 12,326 | 11,054 | 984 | 435 | 343 | 217 | 35 | 2,862 | 29 | 778 |
| 73 | Oscoda County..... | 82 | 52 | 3,723 | 3,193 | 234 | 158 | 110 | 91 | 18 | 863 | 21 | 404 |

Standard Notes: (D) Withheld to avoid disclosure. (NA) Not available. XXX Not applicable. (Z) Less than \$500. ... Represents zero.

¹Milan is in Monroe and Washtenaw counties.

²Northville is in Oakland and Wayne counties.

CITIES OF 2,500 INHABITANTS OR MORE — Continued

Kind-of-Business Group — Establishments and Sales

| Kind-of-business group—Continued | | | | | | | | | | | | | | | | | | Line No. | |
|----------------------------------|-----------------|-----------------------------|-----------------|--|-----------------|----------------------|-----------------|---------------------------|-----------------|---|-----------------|---------------------------------|-----------------|-------------------------|-----------------|-------------------------|-----------------|----------|----|
| General merchandise group | | Apparel, accessories stores | | Furniture, home furnishings, appliance dealers | | Automotive group | | Gasoline service stations | | Lumber, bldg. mats., hardware, farm equipment dealers | | Drug stores, proprietary stores | | Other retail stores | | Nonstore retailers | | | |
| Establishments (Number) | Sales (\$1,000) | Establishments (Number) | Sales (\$1,000) | Establishments (Number) | Sales (\$1,000) | Establishments (No.) | Sales (\$1,000) | Establishments (Number) | Sales (\$1,000) | Establishments (Number) | Sales (\$1,000) | Establishments (No.) | Sales (\$1,000) | Establishments (Number) | Sales (\$1,000) | Establishments (Number) | Sales (\$1,000) | | |
| 16 | 1,060 | 23 | 1,239 | 22 | 1,407 | 30 | 8,138 | 49 | 4,175 | 39 | 4,570 | 7 | 782 | 45 | 1,316 | 11 | 75 | 1 | |
| 2 | (D) | 12 | 762 | 6 | 496 | 11 | 4,511 | 16 | 1,146 | 9 | 1,144 | 3 | 342 | 10 | (D) | 4 | 18 | 2 | |
| 14 | (D) | 11 | 477 | 16 | 911 | 19 | 3,627 | 33 | 3,029 | 30 | 3,426 | 4 | 440 | 35 | (D) | 7 | 57 | 3 | |
| 2 | (D) | 7 | 350 | 4 | 182 | 6 | 1,537 | 6 | 303 | 8 | 577 | 3 | 373 | 4 | (D) | ... | ... | 4 | |
| 1 | (D) | 7 | 350 | 4 | 182 | 6 | 1,537 | 4 | (D) | 7 | (D) | 3 | 373 | 4 | 241 | ... | ... | 5 | |
| 1 | (D) | ... | ... | ... | ... | ... | ... | 2 | (D) | 1 | (D) | ... | ... | ... | (D) | ... | ... | 6 | |
| 7 | 561 | 6 | 415 | 4 | 428 | 6 | (D) | 30 | 1,127 | 17 | 920 | 2 | (D) | 31 | 761 | 3 | 38 | 7 | |
| 2 | (D) | 4 | (D) | 4 | 428 | 2 | (D) | 6 | 370 | 10 | 563 | 1 | (D) | 6 | 243 | 3 | 38 | 8 | |
| 5 | (D) | 2 | (D) | ... | ... | 4 | 223 | 24 | 757 | 7 | 357 | 1 | (D) | 25 | 518 | ... | ... | 9 | |
| 53 | 9,342 | 118 | 9,256 | 109 | 8,755 | 104 | 47,766 | 284 | 20,894 | 166 | 29,709 | 54 | 7,659 | 204 | 11,589 | 116 | 5,120 | 10 | |
| 5 | 244 | 2 | (D) | 3 | 147 | 8 | 5,283 | 20 | 1,466 | 7 | 1,486 | 2 | (D) | 6 | 164 | 2 | (D) | 11 | |
| 5 | (D) | 13 | (D) | 12 | 994 | 7 | 4,943 | 37 | 2,929 | 25 | 7,100 | 9 | 1,371 | 24 | 1,045 | 21 | 618 | 12 | |
| 2 | (D) | 37 | 2,565 | 16 | 1,601 | 28 | 12,198 | 45 | 3,224 | 18 | 3,646 | 8 | 1,657 | 34 | 2,681 | 24 | (D) | 13 | |
| 5 | (D) | 5 | 191 | 9 | 372 | 4 | 1,345 | 9 | 548 | 3 | 432 | 2 | (D) | 5 | 298 | 4 | 44 | 14 | |
| 4 | (D) | 8 | 872 | 12 | 1,418 | 8 | (D) | 25 | 2,001 | 9 | 1,102 | 8 | 1,022 | 24 | 1,398 | 12 | 150 | 15 | |
| 3 | (D) | 11 | 879 | 12 | 1,304 | 10 | (D) | 26 | 2,458 | 21 | 1,697 | 7 | 749 | 31 | 1,541 | 22 | 688 | 16 | |
| 29 | 1,651 | 42 | 3,604 | 45 | 2,919 | 39 | 14,510 | 122 | 8,268 | 83 | 14,246 | 18 | 2,280 | 80 | 4,462 | 31 | 1,426 | 17 | |
| 15 | 1,635 | 14 | 694 | 14 | 935 | 16 | 2,728 | 40 | 1,593 | 20 | 1,561 | 8 | 643 | 34 | 1,015 | ... | ... | 18 | |
| 7 | 1,304 | 12 | (D) | 10 | 849 | 10 | 2,230 | 21 | 1,007 | 9 | 637 | 5 | 416 | 26 | (D) | ... | ... | 19 | |
| 8 | 331 | 2 | (D) | 4 | 86 | 6 | 494 | 19 | 586 | 11 | 924 | 3 | 227 | 8 | (D) | ... | ... | 20 | |
| 26 | 4,807 | 31 | 2,303 | 32 | 2,459 | 23 | 5,721 | 67 | 3,223 | 37 | 3,152 | 9 | 876 | 47 | 2,795 | 14 | 211 | 21 | |
| 9 | 1,469 | 10 | 621 | 13 | 900 | 7 | 1,902 | 16 | 751 | 6 | 316 | 3 | (D) | 12 | 516 | 3 | (D) | 22 | |
| 6 | 2,294 | 15 | 1,493 | 12 | 1,393 | 8 | 3,394 | 24 | 1,326 | 14 | 1,861 | 5 | 533 | 23 | 1,740 | 5 | 167 | 23 | |
| 1 | (D) | 5 | (D) | 5 | (D) | 6 | (D) | 9 | 435 | 6 | 436 | 1 | (D) | 6 | 403 | 6 | (D) | 24 | |
| 10 | (D) | 1 | (D) | 2 | (D) | 2 | (D) | 18 | 711 | 11 | 539 | ... | ... | 6 | 136 | ... | ... | 25 | |
| 12 | 1,939 | 20 | 942 | 21 | 1,347 | 17 | 4,387 | 31 | 1,429 | 25 | 3,204 | 8 | 734 | 32 | 1,520 | 3 | 28 | 26 | |
| 5 | (D) | 16 | 791 | 15 | 979 | 8 | 3,211 | 15 | 714 | 12 | 1,730 | 4 | 495 | 18 | (D) | 3 | 28 | 27 | |
| 7 | (D) | 4 | 151 | 6 | 368 | 9 | 1,176 | 16 | 715 | 13 | 1,474 | 4 | 239 | 14 | (D) | ... | ... | 28 | |
| 18 | 1,198 | 12 | 728 | 15 | 607 | 12 | 2,914 | 37 | 1,418 | 24 | 2,176 | 8 | 625 | 21 | 960 | 3 | 61 | 29 | |
| 4 | 694 | 12 | 728 | 12 | (D) | 9 | (D) | 18 | 809 | 12 | 1,111 | 4 | 424 | 11 | 447 | 3 | 61 | 30 | |
| 14 | 504 | ... | ... | 3 | (D) | 3 | (D) | 19 | 609 | 12 | 1,065 | 4 | 201 | 10 | 513 | ... | ... | 31 | |
| 9 | 1,452 | 6 | 189 | 8 | 682 | 15 | 2,956 | 39 | 2,106 | 24 | 1,933 | 4 | 236 | 28 | 4,121 | 4 | 12 | 32 | |
| 3 | (D) | 4 | (D) | 6 | (D) | 10 | 1,845 | 20 | 1,498 | 7 | 763 | 3 | (D) | 17 | 2,983 | 2 | (D) | 33 | |
| 6 | (D) | 2 | (D) | 2 | (D) | 5 | 1,111 | 19 | 608 | 17 | 1,170 | 1 | (D) | 11 | 1,138 | 2 | (D) | 34 | |
| 11 | 2,463 | 27 | 1,734 | 26 | 2,233 | 27 | 8,660 | 40 | 3,210 | 32 | 5,402 | 5 | 1,408 | 36 | 2,142 | 13 | 171 | 35 | |
| 9 | (D) | 26 | (D) | 20 | (D) | 21 | 7,747 | 26 | 2,587 | 19 | 4,282 | 3 | (D) | 28 | 1,973 | 9 | (D) | 36 | |
| 2 | (D) | 1 | (D) | 6 | (D) | 6 | 913 | 14 | 623 | 13 | 1,120 | 2 | (D) | 8 | 169 | 4 | (D) | 37 | |
| 9 | 304 | 1 | (D) | 3 | 241 | 2 | (D) | 15 | 562 | 13 | 1,133 | 1 | (D) | 5 | (D) | ... | ... | 38 | |
| 17 | 4,707 | 44 | 3,314 | 39 | 3,626 | 43 | 17,457 | 116 | 7,742 | 61 | 7,737 | 15 | 1,924 | 69 | 3,816 | 35 | 1,726 | 39 | |
| ... | ... | ... | ... | 3 | 30 | 3 | (D) | 6 | 273 | 1 | (D) | ... | ... | 1 | (D) | ... | ... | 40 | |
| 4 | 4,112 | 35 | 3,087 | 18 | 2,295 | 17 | 9,526 | 31 | 2,972 | 17 | 2,475 | 7 | 1,429 | 30 | 2,359 | 16 | 1,462 | 41 | |
| 13 | 595 | 9 | 227 | 18 | 1,301 | 23 | (D) | 79 | 4,497 | 43 | (D) | 8 | 495 | 38 | (D) | 19 | 264 | 42 | |
| 29 | 1,991 | 21 | 865 | 25 | 998 | 26 | 8,991 | 52 | 2,792 | 57 | 4,268 | 16 | 1,104 | 43 | 2,493 | 15 | 163 | 43 | |
| 7 | 977 | 12 | 661 | 9 | 406 | 10 | 2,285 | 11 | 680 | 14 | 1,225 | 5 | 556 | 18 | (D) | 2 | (D) | 44 | |
| 22 | 1,014 | 9 | 204 | 16 | 592 | 16 | 6,706 | 41 | 2,112 | 43 | 3,043 | 11 | 548 | 25 | (D) | 13 | (D) | 45 | |
| 5 | 146 | ... | ... | ... | ... | 4 | (D) | 11 | 524 | 8 | 1,922 | 3 | 295 | 2 | (D) | ... | ... | 46 | |
| 32 | 16,509 | 74 | 6,285 | 73 | 7,425 | 95 | 27,033 | 155 | 10,062 | 87 | 12,116 | 41 | 5,431 | 129 | 6,588 | 41 | 1,893 | 47 | |
| 23 | 15,190 | 59 | 5,559 | 45 | 5,000 | 58 | 16,999 | 86 | 5,780 | 54 | 7,870 | 27 | 3,424 | 91 | 5,058 | 22 | 502 | 48 | |
| 3 | 832 | 12 | 636 | 14 | 1,960 | 11 | 4,838 | 14 | 955 | 11 | 1,018 | 5 | 828 | 20 | 760 | 6 | 709 | 49 | |
| 6 | 487 | 3 | 90 | 14 | 465 | 26 | 5,196 | 55 | 3,228 | 22 | 3,228 | 9 | 1,179 | 18 | 770 | 13 | 682 | 50 | |
| 12 | 977 | 13 | 831 | 15 | 738 | 14 | 3,080 | 30 | 1,629 | 30 | 2,927 | 9 | 563 | 29 | 1,320 | 7 | 40 | 51 | |
| 4 | 482 | 7 | 646 | 9 | 503 | 5 | 2,228 | 4 | 390 | 11 | 1,330 | 2 | (D) | 18 | 1,038 | 3 | (D) | 52 | |
| 8 | 495 | 6 | 185 | 6 | 205 | 9 | 852 | 26 | 1,239 | 19 | 1,597 | 7 | (D) | 11 | 282 | 5 | (D) | 53 | |
| 99 | 80,227 | 280 | 36,365 | 248 | 29,034 | 208 | 122,934 | 499 | 41,357 | 337 | 43,791 | 126 | 21,124 | 442 | 30,800 | 240 | 12,211 | 54 | |
| 5 | (D) | 11 | 709 | 10 | 595 | 1 | (D) | 21 | 1,906 | 13 | 2,173 | 5 | 1,063 | 26 | 1,753 | 17 | 411 | 55 | |
| 11 | 1,951 | 35 | 7,016 | 25 | 2,646 | 10 | 21,543 | 24 | 2,534 | 16 | 2,268 | 13 | 3,536 | 41 | 3,013 | 12 | 447 | 56 | |
| 3 | 262 | 4 | 237 | 3 | (D) | 1 | (D) | 16 | 636 | 5 | 944 | 2 | (D) | 6 | 374 | 9 | 596 | 57 | |
| 7 | 7,085 | 31 | 3,188 | 27 | 4,035 | 14 | 18,430 | 34 | 3,060 | 16 | 2,789 | 12 | 1,649 | 37 | 4,526 | 15 | 3,336 | 58 | |
| 5 | 449 | 10 | 666 | 8 | 793 | 12 | 579 | 19 | 1,530 | 18 | 1,459 | 7 | 847 | 8 | 452 | 9 | 194 | 59 | |
| 3 | (D) | 2 | (D) | 4 | 350 | 5 | 1,178 | 5 | 433 | 7 | 797 | 1 | (D) | 4 | (D) | ... | ... | 60 | |
| ... | ... | ... | ... | ... | ... | ... | ... | ... | ... | 2 | (D) | ... | ... | ... | ... | ... | ... | (D) | 61 |
| ... | ... | ... | ... | ... | ... | ... | ... | ... | ... | 2 | (D) | ... | ... | ... | ... | ... | ... | ... | 62 |
| ... | ... | ... | ... | ... | ... | ... | ... | ... | ... | 12 | 725 | 6 | 761 | 5 | 238 | 13 | (D) | 63 | |
| ... | ... | ... | ... | ... | ... | ... | ... | ... | ... | ... | ... | ... | ... | ... | ... | ... | ... | (D) | 64 |
| 22 | 19,997 | 81 | 10,407 | 48 | 9,913 | 56 | 24,204 | 105 | 6,980 | 64 | 7,109 | 27 | 4,333 | 120 | 8,443 | 50 | 1,956 | 65 | |
| 3 | (D) | 10 | 751 | 9 | 658 | 7 | 5,995 | 13 | 947 | 8 | 1,177 | 4 | 557 | 10 | 215 | ... | ... | 66 | |
| 13 | 6,564 | 46 | 6,360 | 38 | 5,676 | 32 | 20,849 | 67 | 7,656 | 32 | 5,955 | 17 | 3,521 | 76 | 5,767 | 51 | 1,164 | 67 | |
| 27 | (D) | 47 | 6,225 | 70 | 3,875 | 62 | 29,790 | 186 | (D) | 142 | 18,339 | 32 | 4,324 | 108 | 5,808 | 60 | 1,366 | 68 | |
| 9 | 474 | 12 | 443 | 12 | 527 | 12 | 3,233 | 24 | 1,530 | 31 | 2,697 | 6 | 478 | 29 | 1,375 | 4 | 20 | 69 | |
| 10 | 952 | 7 | 372 | 7 | 451 | 8 | 1,721 | 15 | 780 | 20 | 1,405 | 3 | 376 | 5 | (D) | 2 | (D) | 70 | |
| 0 | 901 | 7 | 283 | 1 | (D) | 7 | 1,601 | 15 | 708 | 12 | 975 | 3 | (D) | 8 | 978 | ... | ... | 71 | |
| 14 | 433 | 4 | 148 | 14 | 486 | 7 | 2,131 | 33 | 1,589 | 23 | 1,788 | 6 | 382 | 20 | 1,241 | 7 | 85 | 72 | |
| 4 | 106 | 1 | (D) | 3 | (D) | 2 | (D) | 8 | 437 | 12 | 629 | 2 | (D) | 7 | 402 | 4 | 16 | 73 | |

RETAIL TRADE — AREA STATISTICS

Table 102. RETAIL TRADE: 1954 — COUNTIES;

Total Retail — Establishments, Sales, Payroll, and Personnel;

| Line No. | County and city | Total | | | | | | | Kind-of-business group | | | | |
|----------|--------------------------------------|----------------|-----------------------|-------------------------------------|---------------------------------------|--------------------------------|--|------------------------|---|-------------------------|-----------------|-------------------------|-----------------|
| | | Establishments | | Sales | | Payroll, entire year (\$1,000) | Paid employees, workweek ended nearest Nov. 15 | | Proprietors (unincorporated businesses only) (Number) | Food stores | | Eating, drinking places | |
| | | Total (Number) | With payroll (Number) | Total, all establishments (\$1,000) | Establishments with payroll (\$1,000) | | Total (Number) | Full workweek (Number) | | Establishments (Number) | Sales (\$1,000) | Establishments (Number) | Sales (\$1,000) |
| 1 | Otsego County..... | 125 | 89 | 9,034 | 8,298 | 693 | 282 | 243 | 142 | 23 | 2,069 | 27 | 729 |
| 2 | Ottawa County..... | 868 | 612 | 84,086 | 78,680 | 7,896 | 3,292 | 2,303 | 1,005 | 169 | 20,637 | 121 | 3,750 |
| 3 | Grand Haven..... | 165 | 125 | 19,499 | 18,677 | 1,805 | 731 | 570 | 209 | 25 | 5,821 | 25 | 800 |
| 4 | Holland..... | 298 | 218 | 34,347 | 32,711 | 3,645 | 1,540 | 1,050 | 320 | 49 | 6,936 | 33 | 1,115 |
| 5 | Zeeland..... | 79 | 53 | 6,704 | 6,150 | 566 | 270 | 153 | 81 | 16 | 1,486 | 8 | 310 |
| 6 | Remainder of County..... | 326 | 216 | 23,536 | 21,142 | 1,880 | 751 | 530 | 395 | 79 | 6,394 | 55 | 1,525 |
| 7 | Presque Isle County..... | 168 | 102 | 9,834 | 8,322 | 700 | 307 | 241 | 173 | 39 | 3,027 | 37 | 889 |
| 8 | Rogers City..... | 76 | 58 | 5,968 | 5,540 | 464 | 199 | 164 | 79 | 10 | 1,563 | 14 | 363 |
| 9 | Remainder of County..... | 92 | 44 | 3,866 | 2,782 | 236 | 108 | 77 | 94 | 29 | 1,464 | 23 | 526 |
| 10 | Roscommon County..... | 228 | 150 | 10,290 | 8,622 | 669 | 364 | 292 | 294 | 45 | 3,061 | 66 | 1,495 |
| 11 | Saginaw County..... | 1,520 | 1,170 | 187,884 | 179,932 | 19,732 | 7,609 | 5,833 | 1,617 | 318 | 37,510 | 293 | 12,589 |
| 12 | Saginaw..... | 1,110 | 848 | 147,648 | 141,634 | 16,457 | 6,085 | 4,814 | 1,147 | 242 | 28,596 | 195 | 8,375 |
| 13 | Remainder of County..... | 410 | 322 | 40,236 | 38,298 | 3,275 | 1,524 | 1,019 | 470 | 76 | 8,914 | 98 | 4,214 |
| 14 | St. Clair County..... | 1,099 | 781 | 110,875 | 104,703 | 11,034 | 4,197 | 3,224 | 1,177 | 235 | 31,275 | 205 | 7,328 |
| 15 | Algonac..... | 63 | 45 | 5,299 | 5,089 | 491 | 172 | 126 | 62 | 9 | 1,815 | 11 | 506 |
| 16 | Marine City..... | 74 | 58 | 7,945 | 7,383 | 589 | 232 | 185 | 82 | 17 | 2,051 | 10 | 371 |
| 17 | Marysville..... | 30 | 20 | 1,547 | 1,375 | 144 | 67 | 60 | 38 | 4 | 275 | 6 | 173 |
| 18 | Port Huron..... | 487 | 387 | 69,500 | 67,450 | 7,806 | 2,912 | 2,247 | 491 | 89 | 18,484 | 78 | 3,484 |
| 19 | St. Clair..... | 92 | 60 | 7,523 | 6,895 | 634 | 261 | 178 | 104 | 24 | 2,861 | 17 | 629 |
| 20 | Remainder of County..... | 353 | 211 | 19,261 | 16,511 | 1,370 | 553 | 428 | 400 | 92 | 5,789 | 83 | 2,165 |
| 21 | St. Joseph County..... | 497 | 381 | 42,878 | 40,642 | 4,052 | 1,655 | 1,321 | 547 | 85 | 9,530 | 86 | 3,237 |
| 22 | Sturgis..... | 140 | 114 | 16,717 | 16,097 | 1,696 | 625 | 509 | 150 | 23 | 3,642 | 23 | 822 |
| 23 | Three Rivers..... | 124 | 98 | 10,669 | 10,199 | 1,130 | 458 | 376 | 129 | 25 | 3,139 | 18 | 482 |
| 24 | Remainder of County..... | 233 | 169 | 15,492 | 14,346 | 1,226 | 572 | 436 | 268 | 37 | 2,749 | 45 | 1,933 |
| 25 | Sanilac County..... | 427 | 301 | 29,459 | 26,781 | 2,093 | 887 | 695 | 490 | 80 | 7,051 | 68 | 1,908 |
| 26 | Schoolcraft County..... | 143 | 91 | 9,831 | 8,805 | 914 | 402 | 312 | 159 | 29 | 2,512 | 33 | 862 |
| 27 | Manistique..... | 95 | 73 | 8,145 | 7,729 | 839 | 362 | 279 | 109 | 21 | 2,175 | 18 | 561 |
| 28 | Remainder of County..... | 48 | 18 | 1,686 | 1,076 | 75 | 40 | 33 | 50 | 8 | 337 | 15 | 371 |
| 29 | Shiawassee County..... | 503 | 399 | 55,316 | 52,778 | 5,099 | 2,024 | 1,552 | 549 | 91 | 13,207 | 81 | 2,516 |
| 30 | Durand..... | 59 | 49 | 6,028 | 5,686 | 460 | 185 | 135 | 59 | 11 | 1,502 | 8 | 243 |
| 31 | Owosso..... | 232 | 188 | 33,153 | 32,013 | 3,506 | 1,362 | 1,061 | 233 | 42 | 8,191 | 28 | 1,066 |
| 32 | Remainder of County..... | 212 | 162 | 16,135 | 15,079 | 1,133 | 477 | 356 | 257 | 38 | 3,514 | 45 | 1,207 |
| 33 | Tuscola County..... | 438 | 308 | 36,327 | 33,383 | 2,708 | 1,125 | 895 | 490 | 110 | 8,578 | 66 | 1,729 |
| 34 | Caro..... | 93 | 75 | 10,278 | 9,896 | 930 | 340 | 276 | 91 | 15 | 2,041 | 13 | 389 |
| 35 | Vassar..... | 52 | 40 | 5,699 | 5,381 | 435 | 170 | 128 | 68 | 14 | 1,169 | 5 | 191 |
| 36 | Remainder of County..... | 293 | 193 | 20,350 | 18,106 | 1,343 | 615 | 491 | 331 | 81 | 5,368 | 48 | 1,149 |
| 37 | Van Buren County..... | 555 | 397 | 42,620 | 38,738 | 3,507 | 1,404 | 1,075 | 646 | 101 | 11,681 | 88 | 2,607 |
| 38 | South Haven..... | 111 | 85 | 12,555 | 11,813 | 1,221 | 456 | 368 | 115 | 24 | 3,162 | 14 | 477 |
| 39 | Remainder of County..... | 444 | 312 | 30,065 | 26,925 | 2,286 | 948 | 707 | 531 | 77 | 8,519 | 74 | 2,130 |
| 40 | Washtenaw County..... | 1,190 | 984 | 159,963 | 155,581 | 18,601 | 6,714 | 5,037 | 1,272 | 199 | 38,315 | 194 | 12,175 |
| 41 | Ann Arbor..... | 523 | 429 | 79,343 | 77,347 | 10,229 | 3,717 | 2,778 | 542 | 67 | 16,339 | 85 | 4,725 |
| 42 | Chelsea..... | 51 | 43 | 4,761 | 4,585 | 379 | 129 | 102 | 59 | 12 | 1,026 | 7 | 219 |
| 43 | Milan (part) ¹ | 49 | 41 | 5,660 | 5,356 | 440 | 168 | 133 | 50 | 11 | 956 | 3 | 148 |
| 44 | Ypsilanti..... | 248 | 214 | 37,387 | 36,683 | 4,086 | 1,376 | 1,036 | 259 | 40 | 9,582 | 41 | 2,207 |
| 45 | Remainder of County..... | 319 | 257 | 32,812 | 31,430 | 3,467 | 1,324 | 988 | 362 | 69 | 10,412 | 58 | 4,876 |
| 46 | Wayne County..... | 23,499 | 17,299 | 3,377,840 | 3,236,980 | 402,656 | 138,581 | 110,113 | 25,803 | 5,693 | 765,141 | 5,308 | 271,613 |
| 47 | Allen Park..... | 131 | 103 | 24,138 | 23,486 | 2,168 | 964 | 637 | 156 | 27 | 11,713 | 15 | 919 |
| 48 | Dearborn..... | 1,023 | 795 | 179,038 | 173,112 | 20,253 | 7,623 | 5,357 | 1,108 | 202 | 37,851 | 237 | 16,020 |
| 49 | Detroit..... | 18,051 | 13,253 | 2,551,312 | 2,429,372 | 316,893 | 108,163 | 87,390 | 19,844 | 4,452 | 546,321 | 4,206 | 213,199 |
| 50 | Ecorse..... | 166 | 122 | 23,077 | 21,635 | 2,085 | 647 | 520 | 210 | 31 | 7,157 | 48 | 1,815 |
| 51 | Garden City..... | 110 | 80 | 17,090 | 16,350 | 1,611 | 484 | 416 | 123 | 22 | 2,774 | 25 | 964 |
| 52 | Grosse Pointe..... | 80 | 66 | 19,683 | 19,557 | 2,402 | 878 | 732 | 51 | 18 | 6,016 | 3 | 311 |
| 53 | Grosse Pointe Farms..... | 60 | 52 | 11,115 | 10,125 | 1,177 | 394 | 326 | 56 | 11 | 4,716 | 9 | 415 |
| 54 | Grosse Pointe Park..... | 81 | 51 | 21,310 | 20,550 | 1,986 | 479 | 451 | 94 | 14 | 706 | 20 | 1,829 |
| 55 | Grosse Pointe Woods..... | 88 | 70 | 12,453 | 12,303 | 1,172 | 447 | 339 | 98 | 23 | 6,170 | 7 | 605 |
| 56 | Hamtramck..... | 506 | 370 | 60,721 | 57,547 | 6,374 | 2,284 | 1,687 | 533 | 137 | 12,961 | 127 | 5,211 |
| 57 | Highland Park..... | 417 | 315 | 100,635 | 98,565 | 11,983 | 3,748 | 2,779 | 399 | 91 | 15,757 | 87 | 4,361 |
| 58 | Inkster..... | 150 | 114 | 16,838 | 16,016 | 1,901 | 595 | 447 | 183 | 42 | 5,487 | 26 | 1,376 |
| 59 | Lincoln Park..... | 301 | 229 | 47,155 | 45,513 | 4,339 | 1,565 | 1,232 | 342 | 63 | 15,511 | 52 | 2,509 |
| 60 | Livonia..... | 165 | 125 | 20,807 | 19,827 | 1,881 | 789 | 534 | 175 | 39 | 11,369 | 30 | 1,320 |
| 61 | Melvindale..... | 81 | 63 | 8,575 | 8,275 | 1,017 | 339 | 286 | 85 | 17 | 2,291 | 19 | 1,264 |
| 62 | Northville (part) ² | 60 | 50 | 8,522 | 8,336 | 736 | 268 | 212 | 69 | 10 | 2,243 | 9 | 489 |
| 63 | Plymouth..... | 140 | 114 | 22,851 | 22,259 | 2,437 | 769 | 571 | 147 | 32 | 6,056 | 20 | 956 |
| 64 | River Rouge..... | 202 | 136 | 22,606 | 22,836 | 2,333 | 707 | 546 | 204 | 66 | 6,457 | 38 | 1,283 |
| 65 | Trenton..... | 88 | 72 | 13,983 | 13,719 | 1,404 | 573 | 480 | 111 | 15 | 3,717 | 20 | 1,294 |
| 66 | Wayne..... | 236 | 180 | 36,968 | 35,480 | 3,449 | 1,148 | 902 | 267 | 62 | 10,481 | 43 | 2,576 |
| 67 | Wyandotte..... | 521 | 359 | 74,402 | 69,972 | 7,627 | 2,815 | 2,153 | 569 | 133 | 19,108 | 87 | 4,006 |
| 68 | Remainder of County..... | 842 | 580 | 84,561 | 79,785 | 7,428 | 2,902 | 2,116 | 979 | 186 | 30,580 | 180 | 8,891 |
| 69 | Wexford County..... | 263 | 185 | 20,213 | 18,719 | 1,863 | 796 | 625 | 281 | 52 | 5,038 | 37 | 1,166 |
| 70 | Cadillac..... | 167 | 123 | 16,075 | 15,031 | 1,589 | 654 | 526 | 169 | 33 | 4,042 | 14 | 641 |
| 71 | Remainder of County..... | 96 | 62 | 4,138 | 3,688 | 274 | 142 | 99 | 112 | 19 | 996 | 23 | 525 |

Standard Notes: (D) Withheld to avoid disclosure. (NA) Not available. XXX Not applicable. (Z) Less than \$500. ... Represents zero
¹Milan is in Monroe and Washtenaw counties. ²Northville is in Oakland and Wayne counties.

CITIES OF 2,500 INHABITANTS OR MORE — Continued

Kind-of-Business Group — Establishments and Sales

| Kind-of-business group—Continued | | | | | | | | | | | | | | | | | | Line No. |
|--------------------------------------|--------------------|--------------------------------------|--------------------|--|--------------------|-----------------------------------|--------------------|--------------------------------------|--------------------|--|--------------------|-----------------------------------|--------------------|--------------------------------------|--------------------|--------------------------------------|--------------------|----------|
| General merchandise group | | Apparel, accessories stores | | Furniture, home furnishings, appliance dealers | | Automotive group | | Gasoline service stations | | Lumber, bldg. matls., hardware, farm equipment dealers | | Drug stores, proprietary stores | | Other retail stores | | Nonstore retailers | | |
| Estab- lish- ments (Number) | Sales (\$1,000) | Estab- lish- ments (Number) | Sales (\$1,000) | Estab- lish- ments (Number) | Sales (\$1,000) | Estab- lish- ments (No.) | Sales (\$1,000) | Estab- lish- ments (Number) | Sales (\$1,000) | Estab- lish- ments (Number) | Sales (\$1,000) | Estab- lish- ments (No.) | Sales (\$1,000) | Estab- lish- ments (Number) | Sales (\$1,000) | Estab- lish- ments (Number) | Sales (\$1,000) | |
| 12 | 707 | 5 | 286 | 5 | 371 | 9 | 1,578 | 14 | 784 | 16 | 1,441 | 3 | 296 | 8 | 689 | 3 | 84 | 1 |
| 30 | 5,673 | 63 | 3,795 | 57 | 3,177 | 64 | 18,803 | 105 | 5,842 | 99 | 10,784 | 21 | 2,321 | 101 | 8,366 | 38 | 938 | 2 |
| 7 | 1,308 | 13 | 1,023 | 13 | 575 | 14 | 4,544 | 12 | 887 | 19 | 2,018 | 5 | 636 | 26 | 1,598 | 6 | 289 | 3 |
| 10 | 3,624 | 40 | 2,172 | 24 | 1,822 | 21 | 9,205 | 36 | 2,125 | 24 | 2,587 | 8 | 877 | 42 | 3,710 | 11 | 174 | 4 |
| 3 | 160 | 7 | 503 | 7 | 229 | 5 | 516 | 7 | 357 | 11 | 1,101 | 2 | (D) | 13 | (D) | ... | ... | 5 |
| 10 | 581 | 3 | 97 | 13 | 551 | 24 | 4,538 | 50 | 2,473 | 45 | 5,078 | 6 | (D) | 20 | (D) | 21 | 475 | 6 |
| 8 | 412 | 14 | 562 | 5 | 228 | 10 | 1,824 | 19 | 633 | 15 | 1,664 | 5 | 343 | 12 | 178 | 4 | 74 | 7 |
| 3 | 175 | 11 | 424 | 4 | (D) | 9 | (D) | 8 | 327 | 6 | 878 | 3 | (D) | 4 | 104 | 4 | 74 | 8 |
| 5 | 237 | 3 | 138 | 1 | (D) | 1 | (D) | 11 | 306 | 9 | 786 | 2 | (D) | 8 | 74 | ... | ... | 9 |
| 11 | 410 | 4 | 157 | 5 | 220 | 12 | 1,641 | 38 | 1,337 | 12 | 1,093 | 6 | 461 | 26 | (D) | 2 | (D) | 10 |
| 44 | 20,351 | 130 | 14,641 | 80 | 9,285 | 88 | 44,810 | 154 | 11,970 | 119 | 17,298 | 55 | 6,776 | 177 | 10,586 | 62 | 2,068 | 11 |
| 25 | 19,438 | 122 | 13,101 | 64 | 6,850 | 53 | 35,735 | 96 | 8,476 | 74 | 11,042 | 43 | 5,699 | 140 | 8,886 | 56 | 1,450 | 12 |
| 19 | 913 | 8 | 1,540 | 16 | 2,435 | 35 | 9,075 | 58 | 3,494 | 45 | 6,256 | 12 | 1,077 | 37 | 1,700 | 6 | 618 | 13 |
| 32 | 9,250 | 71 | 5,739 | 54 | 4,648 | 68 | 20,307 | 146 | 8,372 | 89 | 12,263 | 28 | 3,509 | 133 | 7,473 | 38 | 711 | 14 |
| 2 | (D) | 2 | (D) | 2 | (D) | 7 | 1,100 | 7 | 338 | 4 | 521 | 2 | (D) | 7 | 387 | 10 | 100 | 15 |
| 1 | (D) | 7 | 626 | 4 | 262 | 9 | 2,189 | 4 | 347 | 6 | 484 | 5 | 437 | 11 | (D) | ... | ... | 16 |
| ... | ... | 1 | (D) | 3 | (D) | ... | ... | 10 | 474 | 2 | (D) | 1 | (D) | 3 | (D) | ... | ... | 17 |
| 10 | 7,853 | 45 | 4,627 | 32 | 3,431 | 29 | 13,234 | 78 | 4,708 | 28 | 7,160 | 11 | 1,902 | 69 | 4,111 | 18 | 306 | 18 |
| 4 | 281 | 6 | 154 | 4 | 268 | 6 | 1,703 | 7 | 532 | 3 | (D) | 3 | 453 | 15 | (D) | 3 | 38 | 19 |
| 15 | 797 | 10 | 191 | 9 | 551 | 17 | 2,081 | 40 | 1,973 | 46 | 3,545 | 6 | 401 | 28 | 1,501 | 7 | 267 | 20 |
| 23 | 2,907 | 33 | 1,816 | 28 | 2,375 | 34 | 9,768 | 83 | 4,055 | 43 | 4,933 | 14 | 1,500 | 54 | 2,382 | 14 | 375 | 21 |
| 5 | 1,413 | 17 | 1,105 | 10 | 1,471 | 8 | 3,312 | 17 | 1,225 | 9 | 1,519 | 5 | 756 | 20 | 1,361 | 3 | 91 | 22 |
| 5 | 1,196 | 8 | 530 | 11 | 516 | 9 | 2,191 | 14 | 791 | 14 | 1,088 | 3 | 331 | 14 | 350 | 3 | 55 | 23 |
| 13 | 298 | 8 | 181 | 7 | 388 | 17 | 4,265 | 52 | 2,039 | 20 | 2,326 | 6 | 413 | 20 | 671 | 8 | 229 | 24 |
| 37 | 1,356 | 20 | 836 | 20 | 1,042 | 27 | 7,474 | 56 | 2,605 | 63 | 5,252 | 17 | 823 | 26 | 923 | 13 | 189 | 25 |
| 4 | 537 | 5 | (D) | 8 | 299 | 5 | 1,546 | 31 | 1,041 | 14 | 1,144 | 2 | (D) | 8 | 1,077 | 4 | (D) | 26 |
| 3 | (D) | 5 | (D) | 8 | 299 | 5 | 1,546 | 13 | 696 | 11 | 1,027 | 2 | (D) | 7 | (D) | 2 | (D) | 27 |
| 1 | (D) | ... | ... | ... | ... | ... | ... | 18 | 345 | 3 | 117 | ... | ... | 1 | (D) | 2 | (D) | 28 |
| 27 | 4,623 | 37 | 2,560 | 32 | 3,295 | 35 | 13,422 | 76 | 4,437 | 54 | 7,550 | 14 | 1,380 | 42 | 2,134 | 14 | 192 | 29 |
| 3 | 178 | 4 | 265 | 9 | 474 | 5 | 2,145 | 6 | 466 | 4 | 314 | 3 | 268 | 6 | 173 | ... | ... | 30 |
| 7 | 3,834 | 25 | 2,049 | 15 | 2,325 | 18 | 7,943 | 35 | 2,225 | 18 | 3,238 | 6 | 830 | 30 | 1,394 | 8 | 58 | 31 |
| 17 | 611 | 8 | 246 | 8 | 496 | 12 | 3,334 | 35 | 1,746 | 32 | 3,998 | 5 | 282 | 6 | 567 | 6 | 134 | 32 |
| 22 | 1,754 | 21 | 981 | 31 | 1,315 | 33 | 10,161 | 42 | 3,233 | 61 | 6,322 | 18 | 1,032 | 29 | 1,028 | 5 | 194 | 33 |
| 2 | (D) | 10 | 661 | 12 | 679 | 9 | 3,271 | 8 | 718 | 11 | 1,518 | 4 | 278 | 9 | (D) | ... | ... | 34 |
| 3 | 226 | 5 | 201 | 4 | 219 | 5 | 2,092 | 4 | 379 | 4 | 756 | 3 | 240 | 4 | (D) | 1 | (D) | 35 |
| 17 | (D) | 6 | 119 | 15 | 417 | 19 | 4,798 | 30 | 2,136 | 46 | 4,048 | 11 | 514 | 16 | 708 | 4 | (D) | 36 |
| 22 | 1,446 | 30 | 1,315 | 32 | 1,225 | 44 | 9,947 | 85 | 3,921 | 59 | 5,503 | 15 | 1,464 | 67 | 3,385 | 12 | 106 | 37 |
| 4 | 463 | 14 | 709 | 6 | 291 | 15 | 4,458 | 11 | 530 | 7 | 831 | 3 | (D) | 13 | (D) | ... | ... | 38 |
| 18 | 1,003 | 16 | 606 | 26 | 934 | 29 | 5,489 | 74 | 3,391 | 52 | 4,672 | 12 | (D) | 54 | (D) | 12 | 106 | 39 |
| 42 | 12,185 | 114 | 12,197 | 86 | 7,133 | 81 | 33,506 | 148 | 11,793 | 81 | 12,396 | 41 | 6,698 | 160 | 11,810 | 44 | 1,755 | 40 |
| 15 | 9,528 | 71 | 8,874 | 42 | 4,263 | 28 | 12,612 | 61 | 5,398 | 17 | 5,099 | 21 | 4,194 | 91 | 7,679 | 25 | 632 | 41 |
| 4 | 417 | 4 | 96 | 4 | 152 | 5 | 1,435 | 3 | 206 | 5 | 803 | 2 | (D) | 5 | (D) | ... | ... | 42 |
| 1 | (D) | 6 | 333 | 5 | 173 | 6 | 1,996 | 4 | 257 | 5 | 1,002 | 2 | (D) | 5 | 352 | 1 | (D) | 43 |
| 4 | (D) | 25 | 2,548 | 13 | 1,677 | 26 | 11,861 | 37 | 2,715 | 19 | 2,233 | 7 | 1,229 | 30 | (D) | 6 | 234 | 44 |
| 18 | 1,027 | 8 | 346 | 22 | 868 | 16 | 5,602 | 43 | 3,217 | 35 | 3,259 | 9 | 873 | 29 | (D) | 12 | (D) | 45 |
| 517 | 419,560 | 1,841 | 227,733 | 1,173 | 173,732 | 823 | 717,464 | 2,324 | 198,467 | 1,004 | 172,485 | 970 | 145,187 | 2,554 | 194,744 | 1,292 | 91,714 | 46 |
| 5 | (D) | 11 | 1,436 | 9 | 1,563 | ... | ... | 21 | 1,932 | 11 | 1,233 | 7 | 1,536 | 13 | (D) | 12 | 156 | 47 |
| 20 | 21,943 | 92 | 13,247 | 67 | 14,836 | 44 | 37,879 | 128 | 12,455 | 39 | 7,092 | 44 | 7,917 | 94 | 6,965 | 56 | 3,133 | 48 |
| 383 | 347,266 | 1,397 | 177,324 | 842 | 131,744 | 581 | 512,525 | 1,675 | 142,455 | 696 | 130,157 | 773 | 112,226 | 2,011 | 160,784 | 1,035 | 77,311 | 49 |
| 4 | 321 | 8 | 440 | 2 | (D) | 15 | 8,993 | 21 | 1,134 | 10 | 418 | 5 | 1,034 | 17 | (D) | 5 | 159 | 50 |
| 4 | (D) | 4 | 274 | 5 | (D) | 3 | (D) | 20 | 1,706 | 11 | 664 | 2 | (D) | 10 | 415 | 4 | 32 | 51 |
| 4 | 989 | 18 | 6,753 | 3 | 4,666 | 2 | 2,181 | 5 | 521 | 3 | 216 | 5 | 1,405 | 7 | 664 | 12 | 161 | 52 |
| 1 | (D) | 7 | 686 | 6 | 753 | 1 | (D) | 3 | 305 | 2 | (D) | 5 | 530 | 11 | 1,114 | 4 | 88 | 53 |
| ... | ... | 1 | (D) | 5 | 481 | 7 | 15,755 | 9 | 972 | 4 | 261 | 3 | 333 | 11 | 500 | 7 | 390 | 54 |
| 2 | 155 | 10 | 414 | 10 | 778 | 3 | 1,035 | 7 | 959 | 8 | 449 | 4 | 1,231 | 12 | 647 | 2 | 10 | 55 |
| 16 | 6,586 | 72 | 6,526 | 31 | 4,629 | 27 | 15,999 | 25 | 2,268 | 17 | 1,365 | 16 | 2,496 | 50 | 2,267 | 8 | 413 | 56 |
| 10 | (D) | 49 | 6,081 | 21 | 3,811 | 17 | 34,402 | 30 | 2,432 | 15 | 2,370 | 18 | 2,803 | 65 | (D) | 14 | 4,798 | 57 |
| 6 | 991 | 6 | 253 | 8 | 777 | 3 | 148 | 26 | 2,121 | 8 | 4,154 | 3 | 824 | 14 | 603 | 8 | 104 | 58 |
| 7 | 1,342 | 21 | 2,411 | 28 | 2,852 | 28 | 12,986 | 41 | 3,717 | 11 | 2,190 | 7 | 1,251 | 27 | 1,909 | 16 | 477 | 59 |
| 5 | (D) | 4 | 273 | 10 | 473 | 2 | (D) | 34 | 2,501 | 13 | 1,877 | 7 | 952 | 16 | 426 | 5 | 411 | 60 |
| 2 | (D) | 3 | (D) | 6 | 286 | 2 | (D) | 18 | 1,827 | 4 | 2,007 | 1 | (D) | 7 | 283 | 2 | (D) | 61 |
| 2 | (D) | 7 | 182 | 3 | (D) | 5 | 3,003 | 5 | 377 | 7 | 467 | 2 | (D) | 7 | 640 | 3 | 147 | 62 |
| 3 | (D) | 12 | 2,013 | 11 | 1,233 | 8 | 5,829 | 21 | 1,653 | 13 | 1,678 | 5 | 678 | 10 | 735 | 5 | (D) | 63 |
| 3 | (D) | 22 | 871 | 4 | (D) | 10 | 8,362 | 13 | 1,100 | 10 | 759 | 8 | 980 | 20 | 1,694 | 8 | 208 | 64 |
| 3 | 625 | 4 | (D) | 8 | 523 | 6 | 3,831 | 12 | 996 | 5 | 1,520 | 5 | 596 | 6 | 366 | 4 | (D) | 65 |
| 10 | 1,964 | 16 | 1,105 | 15 | 1,913 | 14 | 12,671 | 30 | 2,644 | 8 | 497 | 6 | 1,256 | 21 | 1,522 | 11 | 339 | 66 |
| 11 | 11,415 | 47 | 5,380 | 38 | 3,505 | 34 | 16,111 | 60 | 4,239 | 22 | 3,737 | 20 | 3,445 | 47 | 2,560 | 22 | 896 | 67 |
| 16 | 910 | 30 | 1,694 | 41 | 1,877 | 31 | 14,391 | 120 | 10,173 | 87 | 9,253 | 24 | 2,589 | 78 | 3,305 | 49 | 898 | 68 |
| 12 | 2,007 | 21 | 1,248 | 19 | 1,512 | 14 | 3,247 | 38 | 1,626 | 22 | 2,365 | 8 | 703 | 30 | 990 | 10 | 221 | 69 |
| 5 | 1,955 | 17 | 1,051 | 18 | (D) | 10 | 2,960 | 17 | 873 | 13 | 1,386 | 6 | (D) | 25 | 897 | 9 | (D) | 70 |
| 7 | 142 | 4 | 197 | 1 | (D) | 4 | 267 | 21 | 753 | 9 | 979 | 2 | (D) | 5 | 93 | 1 | (D) | 71 |

RETAIL TRADE—AREA STATISTICS

Table 102A. RETAIL TRADE: 1948¹— COUNTIES; CITIES OF 2,500 INHABITANTS OR MORE

Establishments and Sales

| County and city | Establishments, 1948 (Number) | Sales, 1948 (\$1,000) | County and city | Establishments, 1948 (Number) | Sales, 1948 (\$1,000) | County and city | Establishments, 1948 (Number) | Sales, 1948 (\$1,000) |
|--------------------------|----------------------------------|--------------------------|----------------------------|----------------------------------|--------------------------|--------------------------|----------------------------------|--------------------------|
| Michigan, total..... | 65,990 | 5,854,445 | Genesee County..... | 2,671 | 243,426 | Mackinac County..... | 217 | 7,006 |
| Alcona County..... | 106 | 3,444 | Fenton..... | 58 | 4,864 | St. Ignace..... | 67 | 3,587 |
| Alger County..... | 164 | 7,061 | Flint..... | 1,749 | 193,755 | Remainder of County..... | 150 | 3,419 |
| Munising..... | 76 | 4,728 | Mount Morris..... | 31 | 2,807 | Macomb County..... | 1,607 | 118,213 |
| Remainder of County..... | 88 | 2,333 | Remainder of County..... | 833 | 42,000 | Center Line..... | 49 | 6,787 |
| Allegan County..... | 598 | 36,510 | Gladwin County..... | 126 | 5,647 | East Detroit..... | 142 | 12,137 |
| Allegan..... | 102 | 8,025 | Gogebic County..... | 421 | 23,007 | Mount Clemens..... | 276 | 28,868 |
| Otsego..... | 64 | 3,451 | Bessemer..... | 66 | 3,558 | Romeo..... | 59 | 4,903 |
| Plainwell..... | 62 | 5,331 | Ironwood..... | 206 | 15,266 | Roseville..... | 108 | 5,443 |
| Remainder of County..... | 370 | 19,703 | Wakefield..... | 60 | 2,125 | St. Clair Shores..... | 136 | 9,527 |
| Alpena County..... | 284 | 18,803 | Remainder of County..... | 89 | 2,058 | Remainder of County..... | 837 | 50,548 |
| Alpena..... | 194 | 15,486 | Grand Traverse County..... | 351 | 29,891 | Manistee County..... | 299 | 13,775 |
| Remainder of County..... | 90 | 3,317 | Traverse City..... | 248 | 27,410 | Manistee..... | 167 | 9,746 |
| Antrim County..... | 176 | 7,069 | Remainder of County..... | 103 | 2,481 | Remainder of County..... | 132 | 4,029 |
| Arenac County..... | 148 | 7,861 | Gratiot County..... | 421 | 27,691 | Marquette County..... | 533 | 36,016 |
| Baraga County..... | 102 | 5,521 | Alma..... | 128 | 12,277 | Ishpeming..... | 96 | 8,422 |
| Barry County..... | 277 | 17,798 | St. Louis..... | 77 | 3,952 | Marquette..... | 190 | 17,539 |
| Hastings..... | 108 | 10,793 | Remainder of County..... | 216 | 11,462 | Negaunee..... | 82 | 4,963 |
| Remainder of County..... | 169 | 7,005 | Hillsdale County..... | 392 | 24,118 | Remainder of County..... | 165 | 5,092 |
| Bay County..... | 1,042 | 76,111 | Hillsdale..... | 125 | 12,529 | Mason County..... | 311 | 19,104 |
| Bay City..... | 709 | 61,273 | Remainder of County..... | 267 | 11,589 | Ludington..... | 171 | 12,037 |
| Essexville..... | 23 | 1,116 | Houghton County..... | 576 | 29,588 | Remainder of County..... | 140 | 7,067 |
| Remainder of County..... | 310 | 13,722 | Hancock..... | 111 | 7,113 | Mecosta County..... | 241 | 13,380 |
| Benzie County..... | 147 | 6,450 | Houghton..... | 77 | 5,384 | Big Rapids..... | 116 | 8,233 |
| Berrien County..... | 1,365 | 108,024 | Laurium..... | 58 | 2,504 | Remainder of County..... | 125 | 5,147 |
| Benton Harbor..... | 331 | 35,231 | Remainder of County..... | 330 | 14,587 | Menominee County..... | 290 | 15,504 |
| Buchanan..... | 75 | 6,286 | Huron County..... | 476 | 28,994 | Menominee..... | 134 | 10,194 |
| Niles..... | 194 | 18,076 | Bad Axe..... | 89 | 8,329 | Remainder of County..... | 156 | 5,310 |
| St. Joseph..... | 134 | 12,973 | Remainder of County..... | 387 | 20,665 | Midland County..... | 298 | 23,850 |
| Remainder of County..... | 631 | 35,458 | Ingham County..... | 1,537 | 177,964 | Midland..... | 165 | 18,446 |
| Branch County..... | 379 | 24,382 | East Lansing..... | 59 | 5,890 | Remainder of County..... | 133 | 5,404 |
| Coldwater..... | 152 | 14,369 | Lansing..... | 957 | 138,902 | Missaukee County..... | 92 | 4,385 |
| Remainder of County..... | 227 | 10,013 | Mason..... | 74 | 6,232 | Monroe County..... | 760 | 55,583 |
| Calhoun County..... | 1,236 | 108,754 | Remainder of County..... | 447 | 26,940 | Monroe..... | 284 | 31,052 |
| Albion..... | 131 | 10,329 | Ionia County..... | 468 | 26,762 | Remainder of County..... | 476 | 24,531 |
| Battle Creek..... | 664 | 70,987 | Belding..... | 70 | 4,132 | Montcalm County..... | 463 | 27,666 |
| Marshall..... | 117 | 9,071 | Ionia..... | 128 | 10,523 | Greenville..... | 115 | 9,915 |
| Remainder of County..... | 324 | 18,367 | Portland..... | 55 | 4,012 | Remainder of County..... | 348 | 17,751 |
| Cass County..... | 317 | 18,100 | Remainder of County..... | 215 | 8,095 | Montmorency County..... | 76 | 3,473 |
| Dowagiac..... | 105 | 8,291 | Iosco County..... | 217 | 9,309 | Muskegon County..... | 1,301 | 112,737 |
| Remainder of County..... | 212 | 9,809 | Iron County..... | 249 | 15,876 | Muskegon..... | 703 | 72,889 |
| Charlevoix County..... | 218 | 9,547 | Iron River..... | 99 | 9,648 | Muskegon Heights..... | 187 | 18,597 |
| Boyer City..... | 59 | 2,838 | Remainder of County..... | 150 | 6,228 | Remainder of County..... | 411 | 21,251 |
| Remainder of County..... | 159 | 6,709 | Isabella County..... | 274 | 20,030 | Newaygo County..... | 266 | 13,572 |
| Cheboygan County..... | 261 | 11,844 | Mount Pleasant..... | 153 | 15,033 | Fremont..... | 89 | 6,460 |
| Cheboygan..... | 117 | 8,201 | Remainder of County..... | 121 | 4,997 | Remainder of County..... | 177 | 7,112 |
| Remainder of County..... | 144 | 3,643 | Jackson County..... | 1,129 | 102,405 | Oakland County..... | 3,316 | 309,045 |
| Chippewa County..... | 389 | 26,404 | Jackson..... | 695 | 78,356 | Berkley..... | 89 | 6,718 |
| Sault Ste. Marie..... | 234 | 21,631 | Remainder of County..... | 434 | 24,049 | Birmingham..... | 154 | 22,771 |
| Remainder of County..... | 155 | 4,773 | Kalamazoo County..... | 1,200 | 120,029 | Clawson..... | 65 | 3,724 |
| Clare County..... | 166 | 7,748 | Kalamazoo..... | 783 | 97,356 | Ferndale..... | 203 | 35,145 |
| Clinton County..... | 303 | 16,898 | Remainder of County..... | 417 | 22,673 | Hazel Park..... | 190 | 12,751 |
| St. Johns County..... | 101 | 8,401 | Kalkaska County..... | 60 | 2,320 | Huntington Woods..... | 4 | 182 |
| Remainder of County..... | 202 | 8,497 | Kent County..... | 2,875 | 289,327 | Oak Park..... | 12 | 453 |
| Crawford County..... | 88 | 3,306 | East Grand Rapids..... | 15 | 679 | Pleasant Ridge..... | 10 | 1,224 |
| Delta County..... | 421 | 25,700 | Grand Rapids..... | 1,998 | 235,469 | Pontiac..... | 743 | 90,714 |
| Escanaba..... | 220 | 17,840 | Remainder of County..... | 862 | 53,179 | Rochester..... | 88 | 8,875 |
| Gladstone..... | 63 | 3,589 | Keweenaw County..... | 41 | 945 | Royal Oak..... | 351 | 46,400 |
| Remainder of County..... | 138 | 4,271 | Lake County..... | 101 | 2,883 | Remainder of County..... | 1,407 | 80,088 |
| Dickinson County..... | 387 | 22,347 | Lapeer County..... | 407 | 24,775 | Oceana County..... | 212 | 10,490 |
| Iron Mountain..... | 211 | 15,412 | Lapeer..... | 128 | 11,711 | Ogemaw County..... | 167 | 8,273 |
| Kingsford..... | 45 | 1,824 | Remainder of County..... | 279 | 13,064 | Ontonagon County..... | 165 | 7,176 |
| Norway..... | 60 | 3,048 | Leelanau County..... | 110 | 4,112 | Osceola County..... | 181 | 9,801 |
| Remainder of County..... | 71 | 2,063 | Lenawee County..... | 850 | 58,681 | Oscoda County..... | 54 | 1,839 |
| Eaton County..... | 464 | 27,417 | Adrian..... | 281 | 28,456 | Otsego County..... | 113 | 5,575 |
| Charlotte..... | 124 | 9,905 | Tecumseh..... | 71 | 5,469 | Ottawa County..... | 840 | 61,751 |
| Vaton Rapids..... | 75 | 4,920 | Remainder of County..... | 498 | 24,756 | Grand Haven..... | 174 | 13,203 |
| Grand Ledge..... | 68 | 4,508 | Livingston County..... | 351 | 21,074 | Holland..... | 259 | 22,855 |
| Remainder of County..... | 197 | 8,084 | Howell..... | 111 | 10,245 | Zeeland..... | 68 | 4,678 |
| Emmet County..... | 289 | 19,977 | Remainder of County..... | 240 | 10,829 | Remainder of County..... | 339 | 21,015 |
| Petoskey..... | 150 | 16,118 | Luce County..... | 89 | 4,965 | Presque Isle County..... | 102 | 7,829 |
| Remainder of County..... | 139 | 3,859 | Newberry..... | 48 | 3,937 | Rogers City..... | 67 | 4,385 |
| | | | Remainder of County..... | 41 | 1,028 | Remainder of County..... | 95 | 3,444 |

Standard Notes: (D) Withheld to avoid disclosure. (NA) Not available.

¹Data in this table differ from those which appeared in the publications of the 1948 Census of Retail Trade. For a description of the adjustments see Comparison of 1948 and 1954 Censuses in the Introduction.

Table 102A. RETAIL TRADE: 1948¹— COUNTIES; CITIES OF 2,500 INHABITANTS OR MORE — Continued

Establishments and Sales

| County and city | Establishments, 1948 (Number) | Sales, 1948 (\$1,000) | County and city | Establishments, 1948 (Number) | Sales, 1948 (\$1,000) | County and city | Establishments, 1948 (Number) | Sales, 1948 (\$1,000) |
|--------------------------|----------------------------------|--------------------------|--------------------------|----------------------------------|--------------------------|--------------------------|----------------------------------|--------------------------|
| Roscommon County..... | 240 | 6,891 | Shiawassee County..... | 474 | 36,480 | Wayne County—Con. | | |
| Saginaw County..... | 1,474 | 128,781 | Durand..... | 50 | 3,363 | Detroit..... | 17,726 | 2,057,480 |
| Saginaw..... | 1,007 | 103,656 | Owosso..... | 209 | 22,291 | Ecorse..... | 161 | 11,270 |
| Remainder of County..... | 467 | 25,125 | Remainder of County..... | 215 | 10,826 | Garden City..... | 70 | 6,460 |
| St. Clair County..... | 1,113 | 82,030 | Tuscola County..... | 488 | 27,975 | Grosse Pointe..... | 63 | 11,566 |
| Marine City..... | 83 | 6,243 | Caro..... | 90 | 6,952 | Grosse Pointe Farms..... | 32 | 3,950 |
| Port Huron..... | 478 | 52,225 | Remainder of County..... | 398 | 21,023 | Grosse Pointe Park..... | 71 | 11,133 |
| St. Clair..... | 61 | 4,152 | Van Buren County..... | 503 | 31,705 | Grosse Pointe Woods..... | 41 | 3,954 |
| Remainder of County..... | 491 | 19,410 | South Haven..... | 113 | 9,777 | Hamtramck..... | 619 | 55,658 |
| St. Joseph County..... | 532 | 31,787 | Remainder of County..... | 390 | 21,928 | Highland Park..... | 512 | 80,089 |
| Sturgis..... | 137 | 10,804 | Washtenaw County..... | 1,221 | 119,932 | Inkster..... | 82 | 7,284 |
| Three Rivers..... | 109 | 8,503 | Ann Arbor..... | 488 | 62,468 | Lincoln Park..... | 203 | 21,385 |
| Remainder of County..... | 286 | 12,480 | Chelsea..... | 52 | 3,637 | Melvindale..... | 73 | 4,439 |
| Sanilac County..... | 462 | 23,350 | Ypsilanti..... | 251 | 26,091 | Plymouth..... | 97 | 12,016 |
| Schoolcraft County..... | 130 | 7,395 | Remainder of County..... | 430 | 27,736 | River Rouge..... | 186 | 18,025 |
| Manistique..... | 89 | 6,554 | Wayne County..... | 22,418 | 2,544,633 | Trenton..... | 78 | 7,909 |
| Remainder of County..... | 41 | 841 | Allen Park..... | 46 | 4,054 | Wayne..... | 109 | 15,224 |
| | | | Dearborn..... | 741 | 100,015 | Wyandotte..... | 370 | 40,568 |
| | | | | | | Remainder of County..... | 1,138 | 72,154 |
| | | | | | | Wexford County..... | 252 | 16,548 |
| | | | | | | Cadillac..... | 150 | 12,693 |
| | | | | | | Remainder of County..... | 102 | 3,855 |

Standard Notes: (D) Withheld to avoid disclosure. (NA) Not available.

¹Data in this table differ from those which appeared in the publications of the 1948 Census of Retail Trade. For a description of the adjustments see Comparison of 1948 and 1954 Censuses in the Introduction.

Table 103. RETAIL TRADE: 1954 — STANDARD METROPOLITAN AREAS

Establishments, Sales, Payroll, and Personnel, by Kind of Business

| Standard metropolitan area and kind of business | Establishments | | Sales | | Payroll, entire year (\$1,000) | Payroll, workweek ended nearest Nov. 15 | | Paid employees, workweek ended nearest Nov. 15 | | Proprietors (unincorporated businesses only) ¹ (Number) |
|--|-----------------------------|-----------------------|--|---------------------------------------|--------------------------------|---|-------------------------|--|------------------------|--|
| | Total ¹ (Number) | With payroll (Number) | Total, all establishments ¹ (\$1,000) | Establishments with payroll (\$1,000) | | Total (Dollars) | Full workweek (Dollars) | Total (Number) | Full workweek (Number) | |
| BAY CITY STANDARD METROPOLITAN AREA—Coextensive with Bay County, Mich. | | | | | | | | | | |
| Retail trade, total | 1,039 | 771 | 102,171 | 95,913 | 10,190 | 194,952 | 177,105 | 4,142 | 3,168 | 1,150 |
| Food Stores | | | | | | | | | | |
| Total | 239 | 149 | 24,376 | 21,696 | 1,410 | 25,943 | 22,035 | 625 | 426 | 272 |
| Grocery stores | 187 | 115 | 20,873 | 18,511 | 1,124 | 19,966 | 17,022 | 463 | 314 | 208 |
| Meat markets | 8 | 6 | 1,220 | (D) | 81 | 1,529 | 1,337 | 30 | 20 | 9 |
| Fish (seafood) markets | 2 | 2 | 234 | (D) | (D) | (D) | (D) | (D) | (D) | (D) |
| Fruit stores, vegetable markets | 7 | 3 | 542 | 528 | 30 | 379 | 334 | 8 | 6 | 9 |
| Candy, nut, confectionery stores | 5 | 3 | 102 | (D) | (D) | (D) | (D) | (D) | (D) | (D) |
| Bakery products stores | 9 | 9 | 429 | 429 | 95 | 2,272 | 1,910 | 67 | 46 | 13 |
| Bakeries, with baking on premises | 9 | 9 | 429 | 429 | 95 | 2,272 | 1,910 | 67 | 46 | 13 |
| Bakeries, without baking on premises | ... | ... | ... | ... | ... | ... | ... | ... | ... | ... |
| Delicatessen stores | ... | ... | ... | ... | ... | ... | ... | ... | ... | ... |
| Food stores, n.e.c. | 15 | 11 | 976 | 864 | 55 | 1,332 | 1,056 | 44 | 33 | 22 |
| Eating, Drinking Places | | | | | | | | | | |
| Total | 214 | 190 | 7,510 | 7,166 | 1,144 | 23,092 | 19,739 | 740 | 532 | 264 |
| Eating places (except refreshment stands) | 82 | 72 | 2,755 | 2,693 | 558 | 11,310 | 10,113 | 409 | 312 | 100 |
| Restaurants, cafeterias | (NA) | 71 | (NA) | (D) | (D) | (D) | (D) | (D) | (D) | (NA) |
| Caterers | (NA) | ... | (NA) | ... | ... | ... | ... | ... | ... | (NA) |
| In-plant food contractors | (NA) | 1 | (NA) | (D) | (D) | (D) | (D) | (D) | (D) | (NA) |
| Refreshment stands | 23 | 21 | 576 | (D) | 71 | 1,185 | 936 | 37 | 21 | 25 |
| Drinking places | 109 | 97 | 4,179 | (D) | 515 | 10,597 | 8,690 | 294 | 199 | 139 |
| General Merchandise Group | | | | | | | | | | |
| Total | 30 | 24 | 10,661 | 10,593 | 1,597 | 32,110 | 28,590 | 793 | 577 | 27 |
| Department stores | 5 | 5 | 6,898 | 6,898 | 1,081 | 22,000 | 20,352 | 477 | 379 | 2 |
| Dry goods, general merchandise stores | 11 | 11 | (D) | (D) | (D) | (D) | (D) | (D) | (D) | (D) |
| General stores | 2 | 2 | (D) | (D) | (D) | (D) | (D) | (D) | (D) | (D) |
| Variety stores | 12 | 6 | 2,189 | 2,121 | 318 | 6,236 | 4,486 | 218 | 108 | 11 |
| Apparel, Accessories Stores | | | | | | | | | | |
| Total | 85 | 73 | 6,072 | 5,964 | 774 | 13,262 | 11,491 | 337 | 224 | 67 |
| Shoe stores | 20 | 18 | 1,516 | (D) | 201 | 3,444 | 3,078 | 76 | 50 | 11 |
| Men's shoe stores | (NA) | 2 | (NA) | (D) | (D) | (D) | (D) | (D) | (D) | (NA) |
| Women's shoe stores | (NA) | 3 | (NA) | 301 | (D) | (D) | (D) | (D) | (D) | (NA) |
| Children's, juveniles' shoe stores | (NA) | ... | (NA) | ... | ... | ... | ... | ... | ... | (NA) |
| Family shoe stores | (NA) | 13 | (NA) | 1,143 | 156 | 2,695 | 2,375 | 62 | 39 | (NA) |
| Men's, boys' clothing and furnishings stores | (NA) | 10 | (NA) | 1,400 | 206 | 3,358 | 3,000 | 69 | 49 | (NA) |
| Men's, boys' clothing stores | (NA) | 9 | (NA) | (D) | (D) | (D) | (D) | (D) | (D) | (NA) |
| Men's, boys' furnishings stores | (NA) | 1 | (NA) | (D) | (D) | (D) | (D) | (D) | (D) | (NA) |
| Family clothing stores | (NA) | 8 | (NA) | 619 | 120 | 1,960 | 1,715 | 44 | 31 | (NA) |
| Women's clothing, specialty stores | 36 | 32 | 2,548 | 2,284 | 234 | 4,227 | 3,463 | 140 | 88 | 28 |
| Ready-to-wear stores | (NA) | 23 | (NA) | 2,021 | 194 | 3,402 | 2,751 | 117 | 72 | (NA) |
| Millinery stores | (NA) | 5 | (NA) | 89 | 14 | 278 | 248 | 9 | 7 | (NA) |
| Clothing, specialty stores, n.e.c. | (NA) | 4 | (NA) | 174 | 26 | 547 | 464 | 14 | 9 | (NA) |
| Children's, infants' wear stores | 3 | 3 | 101 | (D) | (D) | (D) | (D) | (D) | (D) | (D) |
| Apparel stores, n.e.c. | 4 | 2 | 72 | (D) | (D) | (D) | (D) | (D) | (D) | (D) |
| Furniture, Home Furnishings, Appliance Dealers | | | | | | | | | | |
| Total | 68 | 50 | 8,776 | 8,142 | 1,040 | 19,906 | 19,331 | 325 | 307 | 91 |
| Furniture, home furnishings stores | 34 | 28 | 3,924 | 3,786 | 521 | 10,168 | 9,839 | 170 | 159 | 53 |
| Furniture stores | (NA) | 14 | (NA) | 2,840 | 405 | 6,888 | 6,789 | 115 | 112 | (NA) |
| Floor covering stores | (NA) | 9 | (NA) | 697 | 96 | 2,786 | 2,597 | 41 | 37 | (NA) |
| Home furnishings stores, n.e.c., antique stores | (NA) | 5 | (NA) | 249 | 20 | 494 | 453 | 14 | 10 | (NA) |
| Household appliance, radio, TV stores | 34 | 22 | 4,852 | 4,356 | 519 | 9,738 | 9,492 | 155 | 148 | 38 |
| Household appliance stores | (NA) | 6 | (NA) | 1,521 | 208 | 3,946 | 3,826 | 61 | 59 | (NA) |
| Appliance, radio, TV stores | (NA) | 12 | (NA) | 2,537 | 281 | 5,247 | 5,141 | 83 | 80 | (NA) |
| Radio, TV stores | (NA) | 4 | (NA) | 298 | 30 | 545 | 525 | 11 | 9 | (NA) |
| Automotive Group | | | | | | | | | | |
| Total | 45 | 41 | 18,353 | 18,201 | 1,810 | 34,675 | 34,261 | 447 | 427 | 39 |
| Passenger car dealers (franchised) | 24 | 24 | 15,670 | 15,670 | 1,547 | 28,874 | 28,662 | 362 | 351 | 19 |
| Passenger car dealers (nonfranchised) | 11 | 9 | 1,171 | (D) | 87 | 1,765 | 1,765 | 23 | 23 | 10 |
| Tire, battery, accessory dealers | 5 | 5 | 1,161 | 1,161 | 164 | 3,848 | 3,724 | 57 | 51 | 4 |
| Motocycle, aircraft, boat dealers | 3 | 1 | (D) | (D) | (D) | (D) | (D) | (D) | (D) | (D) |
| Household trailer dealers | 2 | 2 | (D) | (D) | (D) | (D) | (D) | (D) | (D) | (D) |
| Automotive dealers, n.e.c. | ... | ... | ... | ... | ... | ... | ... | ... | ... | ... |
| Gasoline Service Stations | | | | | | | | | | |
| Total | 108 | 78 | 7,066 | 6,134 | 480 | 8,963 | 7,345 | 200 | 128 | 133 |
| Lumber, Bldg. Mats., Hardware, Farm Equipment Dealers | | | | | | | | | | |
| Total | 74 | 56 | 9,159 | 8,817 | 899 | 17,814 | 17,008 | 284 | 253 | 70 |
| Farm equipment dealers | 15 | 13 | 1,637 | (D) | 136 | 2,338 | 2,304 | 41 | 38 | 12 |
| Lumber, building materials dealers | 17 | 15 | 4,845 | (D) | 436 | 8,503 | 8,109 | 114 | 103 | 16 |
| Paint, glass, wallpaper stores | 13 | 7 | 510 | 414 | 69 | 1,495 | 1,429 | 29 | 26 | 10 |
| Plumbing, electrical supply stores | 9 | 7 | 723 | (D) | 110 | 2,705 | 2,483 | 40 | 33 | 8 |
| Hardware stores | 20 | 14 | 1,444 | 1,350 | 148 | 2,773 | 2,683 | 60 | 53 | 24 |
| Drug Stores, Proprietary Stores | | | | | | | | | | |
| Total | 35 | 31 | 3,758 | 3,632 | 269 | 5,430 | 4,574 | 131 | 85 | 40 |
| Drug stores | (NA) | 31 | (NA) | 3,632 | 269 | 5,430 | 4,574 | 131 | 85 | (NA) |
| Proprietary stores | (NA) | ... | (NA) | ... | ... | ... | ... | ... | ... | (NA) |
| Other Retail Stores | | | | | | | | | | |
| Total | 102 | 66 | 4,814 | 4,280 | 546 | 10,390 | 9,441 | 216 | 170 | 109 |
| Liquor stores | 7 | 1 | 244 | (D) | (D) | (D) | (D) | (D) | (D) | (D) |
| Fuel, ice dealers | 17 | 17 | 1,050 | 1,050 | 125 | 2,286 | 2,066 | 39 | 32 | 16 |
| Fuel dealers (coal, wood) | 13 | 13 | 621 | 621 | 59 | 1,228 | 1,048 | 24 | 18 | 13 |
| Liquefied petroleum gas dealers | 1 | 1 | (D) | (D) | (D) | (D) | (D) | (D) | (D) | (D) |
| Fuel oil dealers | 3 | 3 | (D) | (D) | (D) | (D) | (D) | (D) | (D) | (D) |
| Ice dealers | ... | ... | ... | ... | ... | ... | ... | ... | ... | ... |
| Hay, grain, feed stores | 4 | 2 | 107 | (D) | (D) | (D) | (D) | (D) | (D) | (D) |
| Farm, garden supply stores | 1 | 1 | (D) | (D) | (D) | (D) | (D) | (D) | (D) | (D) |

Standard Notes: (D) Withheld to avoid disclosure. (NA) Not available. n.e.c. Not elsewhere classified. XXX Not applicable. (Z) Less than \$500. ... Represents zero.
¹ Group totals may include data for establishments without payroll which could not be classified by detailed kind of business.

Table 103. RETAIL TRADE: 1954 — STANDARD METROPOLITAN AREAS — Continued
Establishments, Sales, Payroll, and Personnel, by Kind of Business

| Standard metropolitan area and kind of business | Establishments | | Sales | | Payroll, entire year (\$1,000) | Payroll, workweek ended nearest Nov. 15 | | Paid employees, workweek ended nearest Nov. 15 | | Proprietors (unincorporated businesses only) ¹ (Number) |
|--|--|-----------------------|--|---------------------------------------|--------------------------------|---|-------------------------|--|------------------------|--|
| | Total ¹ (Number) | With payroll (Number) | Total, all establishments ¹ (\$1,000) | Establishments with payroll (\$1,000) | | Total (Dollars) | Full workweek (Dollars) | Total (Number) | Full workweek (Number) | |
| | BAY CITY STANDARD METROPOLITAN AREA—Con. | | | | | | | | | |
| Other Retail Stores—Con. | | | | | | | | | | |
| Jewelry stores..... | 8 | 8 | 836 | 836 | 124 | 1,978 | 1,886 | 40 | 34 | 11 |
| Book stores..... | 4 | ••• | 48 | ••• | ••• | ••• | ••• | ••• | ••• | 4 |
| Stationery stores..... | 3 | 1 | 31 | (D) | (D) | (D) | (D) | (D) | (D) | (D) |
| Sporting goods stores..... | 6 | 6 | 818 | 818 | 93 | 1,787 | 1,515 | 35 | 22 | 6 |
| Bicycle stores..... | ••• | ••• | ••• | ••• | ••• | ••• | ••• | ••• | ••• | ••• |
| Florists..... | 8 | 8 | 300 | 300 | 41 | 360 | 305 | 11 | 6 | 13 |
| Cigar stores, stands..... | 4 | 4 | 70 | 70 | 13 | 258 | 211 | 10 | 6 | 4 |
| News dealers, newsstands..... | 1 | 1 | (D) | (D) | (D) | (D) | (D) | (D) | (D) | (D) |
| Gift, novelty, souvenir stores..... | 3 | 1 | 120 | (D) | (D) | (D) | (D) | (D) | (D) | (D) |
| Music stores..... | 4 | 2 | 269 | (D) | (D) | (D) | (D) | (D) | (D) | (D) |
| Camera, photographic supply stores..... | 3 | 3 | (D) | (D) | (D) | (D) | (D) | (D) | (D) | (D) |
| Luggage, leather goods stores..... | 1 | 1 | (D) | (D) | (D) | (D) | (D) | (D) | (D) | (D) |
| Optical goods stores..... | 2 | 2 | (D) | (D) | (D) | (D) | (D) | (D) | (D) | (D) |
| Office, store machine and equipment dealers..... | 1 | 1 | (D) | (D) | (D) | (D) | (D) | (D) | (D) | (D) |
| Retail stores (except second-hand) n.e.c..... | 5 | 5 | 124 | 124 | 9 | 229 | 216 | 6 | 4 | 5 |
| Second-hand stores..... | 4 | 2 | 56 | (D) | (D) | (D) | (D) | (D) | (D) | (D) |
| Nonstore Retailers | | | | | | | | | | |
| Total..... | 39 | 13 | 1,626 | 1,288 | 221 | 3,367 | 3,290 | 44 | 39 | 38 |
| Mail order houses..... | ••• | ••• | ••• | ••• | ••• | ••• | ••• | ••• | ••• | ••• |
| Direct selling (house-to-house) organizations..... | 38 | 12 | (D) | (D) | (D) | (D) | (D) | (D) | (D) | (D) |
| Merchandise vending machine operators..... | 1 | 1 | (D) | (D) | (D) | (D) | (D) | (D) | (D) | (D) |
| DETROIT STANDARD METROPOLITAN AREA—Consists of Macomb, Oakland, and Wayne Counties, Mich. | | | | | | | | | | |
| Retail trade, total..... | 29,380 | 21,716 | 4,216,003 | 4,039,803 | 488,130 | 9,352,965 | 8,538,103 | 170,949 | 134,278 | 32,277 |
| Food Stores | | | | | | | | | | |
| Total..... | 6,844 | 4,382 | 979,940 | 907,134 | 66,839 | 1,269,417 | 1,081,341 | 27,377 | 18,695 | 7,457 |
| Grocery stores..... | 4,591 | 2,887 | 834,901 | 777,877 | 50,469 | 967,090 | 818,046 | 20,491 | 13,563 | 5,137 |
| Meat markets..... | 327 | 251 | 42,610 | (D) | 3,528 | 68,436 | 60,064 | 1,126 | 784 | 404 |
| Fish (seafood) markets..... | 69 | 49 | 2,354 | 2,108 | 187 | 3,626 | 3,136 | 84 | 66 | 77 |
| Fruit stores, vegetable markets..... | 175 | 67 | 7,229 | 5,487 | 428 | 7,142 | 6,137 | 188 | 127 | 231 |
| Candy, nut, confectionery stores..... | 595 | 325 | 31,341 | 26,947 | 4,264 | 68,909 | 50,070 | 1,917 | 1,142 | 577 |
| Bakery products stores..... | 481 | 413 | 28,089 | 26,527 | 5,134 | 100,770 | 95,960 | 2,285 | 2,050 | 418 |
| Bakeries, with baking on premises..... | (NA) | 228 | (NA) | (D) | (D) | (D) | (D) | (D) | (D) | (NA) |
| Bakeries, without baking on premises..... | (NA) | 185 | (NA) | (D) | (D) | (D) | (D) | (D) | (D) | (NA) |
| Delicatessen stores..... | 102 | 86 | 8,225 | 7,441 | 776 | 14,479 | 12,597 | 323 | 244 | 132 |
| Food stores, n.e.c..... | 492 | 304 | 24,979 | (D) | 2,053 | 38,965 | 35,099 | 963 | 719 | 459 |
| Eating, Drinking Places | | | | | | | | | | |
| Total..... | 6,351 | 5,721 | 327,044 | 316,674 | 70,993 | 1,431,567 | 1,317,954 | 32,775 | 27,181 | 8,231 |
| Eating places (except refreshment stands)..... | 3,114 | 2,800 | 173,652 | 169,878 | 44,197 | 897,894 | 834,062 | 21,311 | 18,010 | 3,926 |
| Restaurants, cafeterias..... | (NA) | 2,696 | (NA) | 153,683 | 39,031 | 796,530 | 746,727 | 19,243 | 16,662 | (NA) |
| Caterers..... | (NA) | 43 | (NA) | 3,681 | 830 | 16,216 | 13,353 | 393 | 228 | (NA) |
| In-plant food contractors..... | (NA) | 61 | (NA) | 12,511 | 4,336 | 85,148 | 73,982 | 1,675 | 1,120 | (NA) |
| Refreshment stands..... | 406 | 318 | 12,563 | 11,351 | 1,839 | 33,385 | 27,288 | 976 | 656 | 494 |
| Drinking places..... | 2,823 | 2,603 | 140,695 | 135,445 | 24,957 | 500,288 | 456,604 | 10,488 | 8,515 | 3,801 |
| General Merchandise Group | | | | | | | | | | |
| Total..... | 669 | 527 | 509,129 | 506,647 | 89,405 | 1,729,007 | 1,478,545 | 38,515 | 26,999 | 546 |
| Department stores..... | 39 | 39 | 397,082 | 397,082 | 71,816 | 1,390,996 | 1,216,771 | 28,549 | 21,440 | ••• |
| Dry goods, general merchandise stores..... | 285 | 193 | 32,873 | 31,331 | 4,744 | 93,315 | 88,236 | 1,742 | 1,481 | 294 |
| General stores..... | 18 | 12 | 1,232 | 1,098 | 81 | 1,499 | 1,317 | 28 | 21 | 20 |
| Variety stores..... | 325 | 283 | 77,936 | 77,136 | 12,764 | 243,197 | 172,221 | 8,196 | 4,057 | 230 |
| Apparel, Accessories Stores | | | | | | | | | | |
| Total..... | 2,239 | 1,977 | 273,354 | 269,228 | 39,326 | 740,238 | 670,287 | 14,151 | 10,912 | 1,740 |
| Shoe stores..... | 532 | 474 | 53,620 | 52,532 | 6,741 | 121,796 | 102,851 | 2,355 | 1,494 | 310 |
| Men's shoe stores..... | (NA) | 110 | (NA) | 9,055 | 960 | 18,105 | 17,022 | 275 | 225 | (NA) |
| Women's shoe stores..... | (NA) | 89 | (NA) | 15,864 | 2,265 | 37,829 | 33,347 | 797 | 518 | (NA) |
| Children's, juveniles' shoe stores..... | (NA) | 27 | (NA) | 1,719 | 257 | 4,288 | 3,995 | 73 | 55 | (NA) |
| Family shoe stores..... | (NA) | 248 | (NA) | 25,894 | 3,259 | 61,574 | 48,487 | 1,210 | 696 | (NA) |
| Men's, boys' clothing and furnishings stores..... | (NA) | 437 | (NA) | 69,515 | 10,407 | 191,493 | 177,276 | 2,753 | 2,182 | (NA) |
| Men's, boys' clothing stores..... | (NA) | 263 | (NA) | 54,187 | 8,393 | 156,341 | 144,871 | 2,212 | 1,753 | (NA) |
| Men's, boys' furnishings stores..... | (NA) | 174 | (NA) | 15,328 | 2,014 | 35,152 | 32,405 | 541 | 429 | (NA) |
| Family clothing stores..... | (NA) | 112 | (NA) | 14,687 | 1,968 | 34,832 | 31,855 | 688 | 528 | (NA) |
| Women's clothing, specialty stores..... | 803 | 725 | 115,304 | 114,280 | 17,452 | 331,318 | 300,296 | 7,215 | 5,714 | 555 |
| Ready-to-wear stores..... | (NA) | 524 | (NA) | 105,978 | 16,257 | 307,946 | 279,370 | 6,631 | 5,261 | (NA) |
| Millinery stores..... | (NA) | 103 | (NA) | (D) | (D) | (D) | (D) | (D) | (D) | (NA) |
| Clothing, specialty stores, n.e.c..... | (NA) | 98 | (NA) | (D) | (D) | (D) | (D) | (D) | (D) | (NA) |
| Children's, infants' wear stores..... | 132 | 110 | 8,835 | 8,539 | 866 | 18,122 | 16,642 | 473 | 383 | 149 |
| Apparel stores, n.e.c..... | 145 | 119 | 9,955 | 9,675 | 1,892 | 42,677 | 41,367 | 667 | 611 | 150 |
| Furniture, Home Furnishings, Appliance Dealers | | | | | | | | | | |
| Total..... | 1,530 | 1,196 | 211,521 | 205,445 | 29,844 | 553,129 | 532,448 | 7,296 | 6,581 | 1,506 |
| Furniture, home furnishings stores..... | 870 | 724 | 141,464 | 139,572 | 22,244 | 414,608 | 401,093 | 5,070 | 4,607 | 865 |
| Furniture stores..... | (NA) | 420 | (NA) | 100,387 | 15,244 | 277,476 | 268,343 | 3,341 | 3,029 | (NA) |
| Floor covering stores..... | (NA) | 108 | (NA) | 23,932 | 4,150 | 80,587 | 79,174 | 871 | 821 | (NA) |
| Home furnishings stores, n.e.c., antique stores..... | (NA) | 196 | (NA) | 15,253 | 2,850 | 56,545 | 53,576 | 858 | 757 | (NA) |
| Household appliance, radio, TV stores..... | 654 | 472 | 69,985 | 65,873 | 7,600 | 138,521 | 131,355 | 2,226 | 1,974 | 635 |
| Household appliance stores..... | (NA) | 200 | (NA) | 29,826 | 2,995 | 57,763 | 55,389 | 1,066 | 989 | (NA) |
| Appliance, radio, TV stores..... | (NA) | 140 | (NA) | 25,143 | 3,003 | 51,429 | 48,441 | 743 | 631 | (NA) |
| Radio, TV stores..... | (NA) | 132 | (NA) | 10,904 | 1,602 | 29,329 | 27,525 | 417 | 354 | (NA) |
| Automotive Group | | | | | | | | | | |
| Total..... | 1,135 | 935 | 888,164 | 881,312 | 77,848 | 1,435,637 | 1,420,327 | 15,457 | 15,040 | 959 |
| Passenger car dealers (franchised)..... | 429 | 421 | 777,052 | 776,778 | 68,298 | 1,257,062 | 1,248,937 | 13,092 | 12,911 | 216 |
| Passenger car dealers (nonfranchised)..... | 354 | 232 | 61,881 | 57,085 | 3,320 | 61,996 | 59,927 | 813 | 736 | 407 |
| Tire, battery, accessory dealers..... | 247 | 209 | 33,847 | 32,909 | 5,183 | 97,429 | 93,135 | 1,294 | 1,169 | 245 |
| Motorcycle, aircraft, boat dealers..... | 68 | 44 | 7,470 | 7,034 | 552 | 10,071 | 9,615 | 132 | 117 | 62 |
| Household trailer dealers..... | 30 | 26 | 7,516 | 7,130 | 431 | 7,828 | 7,655 | 93 | 87 | 18 |
| Automotive dealers, n.e.c..... | 3 | 3 | 376 | 376 | 64 | 1,251 | 1,054 | 33 | 20 | 7 |

Standard Notes: (D) Withheld to avoid disclosure. (NA) Not available. n.e.c. Not elsewhere classified. XXX Not applicable. (Z) Less than \$500. ... Represents zero.
¹ Group totals may include data for establishments without payroll which could not be classified by detailed kind of business.

RETAIL TRADE—AREA STATISTICS

Table 103. RETAIL TRADE: 1954 — STANDARD METROPOLITAN AREAS — Continued
Establishments, Sales, Payroll, and Personnel, by Kind of Business

| Standard metropolitan area and kind of business | Establishments | | Sales | | Payroll, entire year (\$1,000) | Payroll, workweek ended nearest Nov. 15 | | Paid employees, workweek ended nearest Nov. 15 | | Proprietors (unincorporated businesses only) ¹ (Number) |
|---|-----------------------------|-----------------------|--|---------------------------------------|--------------------------------|---|-------------------------|--|------------------------|--|
| | Total ¹ (Number) | With payroll (Number) | Total, all establishments ¹ (\$1,000) | Establishments with payroll (\$1,000) | | Total (Dollars) | Full workweek (Dollars) | Total (Number) | Full workweek (Number) | |
| DETROIT STANDARD METROPOLITAN AREA—Con. | | | | | | | | | | |
| Gasoline Service Stations | | | | | | | | | | |
| Total..... | 3,107 | 2,521 | 260,718 | 244,040 | 21,871 | 447,703 | 403,268 | 8,014 | 6,229 | 3,934 |
| Lumber, Bldg. Mats., Hardware, Farm Equipment Dealers | | | | | | | | | | |
| Total..... | 1,507 | 1,123 | 245,985 | 237,817 | 31,362 | 598,228 | 572,659 | 7,457 | 6,685 | 1,599 |
| Farm equipment dealers..... | 47 | 43 | 6,787 | 6,595 | 656 | 11,602 | 11,106 | 144 | 129 | 48 |
| Lumber, building materials dealers..... | 445 | 357 | 159,682 | 157,644 | 19,564 | 365,529 | 354,345 | 4,236 | 3,975 | 393 |
| Paint, glass, wallpaper stores..... | 191 | 123 | 17,776 | 16,572 | 2,918 | 58,927 | 54,515 | 725 | 618 | 193 |
| Plumbing, electrical supply stores..... | 132 | 114 | 13,133 | 12,779 | 3,020 | 62,562 | 61,122 | 711 | 668 | 133 |
| Hardware stores..... | 684 | 486 | 48,509 | 44,227 | 5,204 | 99,608 | 91,571 | 1,641 | 1,295 | 820 |
| Drug Stores, Proprietary Stores | | | | | | | | | | |
| Total..... | 1,150 | 1,060 | 173,970 | 171,704 | 17,514 | 337,729 | 286,200 | 7,729 | 5,234 | 1,097 |
| Drug stores..... | (NA) | 965 | (NA) | 161,660 | 16,473 | 318,982 | 271,500 | 7,228 | 4,913 | (NA) |
| Proprietary stores..... | (NA) | 95 | (NA) | 10,044 | 1,041 | 18,747 | 15,160 | 501 | 321 | (NA) |
| Other Retail Stores | | | | | | | | | | |
| Total..... | 3,200 | 2,000 | 237,133 | 216,051 | 28,408 | 541,146 | 509,472 | 8,769 | 7,466 | 3,475 |
| Liquor stores..... | 341 | 225 | 37,330 | 32,052 | 1,375 | 25,682 | 22,440 | 543 | 374 | 457 |
| Fuel, ice dealers..... | 348 | 256 | 58,055 | 56,407 | 6,456 | 122,110 | 118,384 | 1,689 | 1,568 | 327 |
| Fuel dealers (coal, wood)..... | (NA) | 194 | (NA) | 41,528 | 4,981 | 91,331 | 88,371 | 1,312 | 1,210 | (NA) |
| Liquefied petroleum gas dealers..... | (NA) | 10 | (NA) | (D) | (D) | (D) | (D) | (D) | (D) | (NA) |
| Fuel oil dealers..... | (NA) | 50 | (NA) | 14,299 | 1,364 | 28,495 | 27,753 | 346 | 321 | (NA) |
| Ice dealers..... | (NA) | 2 | (NA) | (D) | (D) | (D) | (D) | (D) | (D) | (NA) |
| Hay, grain, feed stores..... | 78 | 40 | 6,929 | 5,797 | 393 | 7,345 | 6,675 | 119 | 102 | 87 |
| Farm, garden supply stores..... | 60 | 50 | 4,663 | 4,563 | 637 | 11,855 | 10,687 | 223 | 145 | 70 |
| Jewelry stores..... | 436 | 286 | 34,702 | 32,318 | 5,358 | 97,989 | 92,705 | 1,536 | 1,330 | 421 |
| Book stores..... | 42 | 26 | 2,326 | 2,158 | 228 | 4,619 | 4,084 | 97 | 71 | 36 |
| Stationery stores..... | 58 | 50 | 8,995 | 8,911 | 2,262 | 40,260 | 39,664 | 506 | 483 | 50 |
| Sporting goods stores..... | 110 | 78 | 9,072 | 7,720 | 971 | 17,020 | 16,027 | 252 | 206 | 120 |
| Bicycle stores..... | 46 | 28 | 1,830 | 1,548 | 142 | 2,552 | 2,176 | 56 | 37 | 48 |
| Florists..... | 333 | 223 | 12,345 | 11,091 | 1,744 | 53,693 | 30,744 | 614 | 472 | 383 |
| Cigar stores, stands..... | 84 | 48 | 4,222 | 3,144 | 329 | 5,812 | 5,392 | 126 | 105 | 93 |
| News dealers, newsstands..... | 45 | 23 | 1,643 | 1,203 | 165 | 3,416 | 2,801 | 93 | 62 | 44 |
| Gift, novelty, souvenir stores..... | 226 | 126 | 6,100 | 4,926 | 602 | 13,897 | 12,089 | 320 | 226 | 274 |
| Music stores..... | 132 | 78 | 10,229 | 9,593 | 1,629 | 34,867 | 32,394 | 625 | 557 | 140 |
| Camera, photographic supply stores..... | 48 | 42 | 7,602 | 7,400 | 714 | 12,844 | 12,524 | 184 | 168 | 47 |
| Luggage, leather goods stores..... | 14 | 12 | 1,171 | (D) | 120 | 2,536 | 2,451 | 39 | 37 | 16 |
| Optical goods stores..... | 54 | 50 | 3,012 | (D) | 682 | 12,837 | 12,511 | 165 | 152 | 25 |
| Office, store machine and equipment dealers..... | 26 | 22 | 1,533 | 1,497 | 276 | 5,564 | 5,357 | 86 | 80 | 26 |
| Retail stores (except second-hand) n.e.c..... | 178 | 178 | 11,642 | 11,692 | 1,833 | 36,323 | 33,651 | 586 | 479 | 142 |
| Second-hand stores..... | 273 | 159 | 11,160 | 9,892 | 2,492 | 49,925 | 46,716 | 940 | 812 | 308 |
| Nonstore Retailers | | | | | | | | | | |
| Total..... | 1,648 | 274 | 109,045 | 83,751 | 14,720 | 269,164 | 265,602 | 3,409 | 3,256 | 1,733 |
| Mail order houses..... | 18 | 16 | 1,955 | (D) | 242 | 4,250 | 4,031 | 65 | 56 | 21 |
| Direct selling (house-to-house) organizations..... | 1,481 | 201 | 83,856 | (D) | 12,570 | 228,905 | 226,023 | 2,891 | 2,763 | 1,555 |
| Merchandise vending machine operators..... | 149 | 57 | 23,234 | 20,320 | 1,908 | 56,009 | 35,546 | 453 | 437 | 157 |
| FLINT STANDARD METROPOLITAN AREA—Coextensive with Genesee County, Mich. | | | | | | | | | | |
| Retail trade, total..... | 2,865 | 2,243 | 420,649 | 408,139 | 44,024 | 875,501 | 796,176 | 16,094 | 12,378 | 3,161 |
| Food Stores | | | | | | | | | | |
| Total..... | 534 | 410 | 94,248 | 90,524 | 5,955 | 123,438 | 106,409 | 2,573 | 1,695 | 602 |
| Grocery stores..... | 449 | 353 | 88,270 | 85,134 | 5,306 | 109,867 | 93,703 | 2,276 | 1,456 | 512 |
| Meat markets..... | 15 | 13 | 2,485 | (D) | 193 | 3,406 | 2,991 | 71 | 47 | 20 |
| Fish (seafood) markets..... | 1 | 1 | (D) | (D) | (D) | (D) | (D) | (D) | (D) | (D) |
| Fruit stores, vegetable markets..... | 6 | 4 | (D) | (D) | (D) | (D) | (D) | (D) | (D) | (D) |
| Candy, nut, confectionery stores..... | 13 | 7 | 293 | 213 | 22 | 362 | 292 | 14 | 1 | 12 |
| Bakery products stores..... | 27 | 25 | 1,662 | (D) | (D) | (D) | (D) | (D) | (D) | (D) |
| Bakeries, with baking on premises..... | (NA) | 15 | (NA) | 1,003 | 247 | 5,344 | 5,064 | 112 | 93 | (NA) |
| Bakeries, without baking on premises..... | (NA) | 10 | (NA) | (D) | (D) | (D) | (D) | (D) | (D) | (NA) |
| Delicatessen stores..... | 1 | 1 | (D) | (D) | (D) | (D) | (D) | (D) | (D) | (D) |
| Food stores, n.e.c..... | 18 | 6 | 858 | 686 | 88 | 1,874 | 1,825 | 40 | 36 | 20 |
| Eating, Drinking Places | | | | | | | | | | |
| Total..... | 545 | 507 | 26,524 | 25,972 | 5,472 | 116,177 | 104,634 | 2,924 | 2,353 | 693 |
| Eating places (except refreshment stands)..... | 305 | 281 | 15,423 | 15,141 | 3,773 | 81,836 | 74,182 | 2,055 | 1,694 | 377 |
| Restaurants, cafeterias..... | (NA) | 272 | (NA) | (D) | (D) | (D) | (D) | (D) | (D) | (NA) |
| Caterers..... | (NA) | 000 | (NA) | 000 | 000 | 000 | 000 | 000 | 000 | (NA) |
| In-plant food contractors..... | (NA) | 9 | (NA) | (D) | (D) | (D) | (D) | (D) | (D) | (NA) |
| Refreshment stands..... | 37 | 29 | 808 | 742 | 99 | 1,216 | 783 | 47 | 24 | 48 |
| Drinking places..... | 203 | 197 | 10,293 | 10,089 | 1,600 | 33,125 | 29,669 | 822 | 635 | 268 |
| General Merchandise Group | | | | | | | | | | |
| Total..... | 90 | 72 | 35,149 | 34,783 | 4,430 | 99,135 | 82,257 | 2,455 | 1,529 | 62 |
| Department stores..... | 5 | 5 | 23,335 | 23,335 | 2,910 | 69,013 | 57,001 | 1,475 | 909 | 000 |
| Dry goods, general merchandise stores..... | 31 | 23 | 3,266 | 3,080 | 288 | 6,562 | 5,881 | 183 | 135 | 30 |
| General stores..... | 13 | 5 | 976 | (D) | 69 | 1,290 | 1,237 | 29 | 25 | 13 |
| Variety stores..... | 41 | 39 | 7,572 | (D) | 1,163 | 22,270 | 18,136 | 748 | 460 | 39 |
| Apparel, Accessories Stores | | | | | | | | | | |
| Total..... | 199 | 167 | 27,761 | 27,319 | 3,555 | 69,153 | 62,627 | 1,454 | 1,083 | 144 |
| Shoe stores..... | 43 | 33 | 4,468 | 4,292 | 542 | 9,935 | 8,632 | 213 | 136 | 24 |
| Men's shoe stores..... | (NA) | 4 | (NA) | 536 | 41 | 869 | 783 | 15 | 10 | (NA) |
| Women's shoe stores..... | (NA) | 4 | (NA) | 297 | 32 | 816 | 748 | 19 | 14 | (NA) |
| Children's, juveniles' shoe stores..... | (NA) | 000 | (NA) | 000 | 000 | 000 | 000 | 000 | 000 | (NA) |
| Family shoe stores..... | (NA) | 25 | (NA) | 3,459 | 469 | 8,250 | 7,101 | 000 | 112 | (NA) |
| Men's, boys' clothing and furnishings stores..... | (NA) | 36 | (NA) | 7,871 | 1,088 | 19,683 | 17,309 | 374 | 277 | (NA) |
| Men's, boys' clothing stores..... | (NA) | 26 | (NA) | 6,432 | 914 | 16,802 | 14,827 | 310 | 224 | (NA) |
| Men's, boys' furnishings stores..... | (NA) | 10 | (NA) | 1,439 | 174 | 2,881 | 2,482 | 64 | 46 | (NA) |
| Family clothing stores..... | (NA) | 21 | (NA) | 2,762 | 306 | 5,872 | 5,416 | 141 | 106 | (NA) |

Standard Notes: (D) Withheld to avoid disclosure. (NA) Not available. n.e.c. Not elsewhere classified. XXX Not applicable. (Z) Less than \$500. ... Represents zero.
¹ Group totals may include data for establishments without payroll which could not be classified by detailed kind of business.

Table 103. RETAIL TRADE: 1954 — STANDARD METROPOLITAN AREAS — Continued
Establishments, Sales, Payroll, and Personnel, by Kind of Business

| Standard metropolitan area and kind of business | Establishments | | Sales | | Payroll, entire year (\$1,000) | Payroll, workweek ended nearest Nov. 15 | | Paid employees, workweek ended nearest Nov. 15 | | Proprietors (unincorporated businesses only) ¹ (Number) |
|---|-----------------------------|-----------------------|--|---------------------------------------|--------------------------------|---|-------------------------|--|------------------------|--|
| | Total ¹ (Number) | With payroll (Number) | Total, all establishments ¹ (\$1,000) | Establishments with payroll (\$1,000) | | Total (Dollars) | Full workweek (Dollars) | Total (Number) | Full workweek (Number) | |
| FLINT STANDARD METROPOLITAN AREA—Con. | | | | | | | | | | |
| Apparel, Accessories Stores—Con. | | | | | | | | | | |
| Women's clothing, specialty stores..... | 76 | 64 | 11,555 | 11,423 | 1,478 | 30,823 | 28,617 | 668 | 525 | 56 |
| Ready-to-wear stores..... | (NA) | 41 | (NA) | 10,289 | 1,328 | 27,872 | 26,115 | 501 | 468 | (NA) |
| Millinery stores..... | (NA) | 12 | (NA) | 405 | 66 | 1,319 | 1,136 | 38 | 26 | (NA) |
| Clothing, specialty stores, n.e.c..... | (NA) | 11 | (NA) | 729 | 84 | 1,632 | 1,366 | 49 | 31 | (NA) |
| Children's, infants' wear stores..... | 10 | 8 | 624 | (D) | 58 | 1,129 | 977 | 36 | 27 | 8 |
| Apparel stores, n.e.c..... | 5 | 5 | (D) | (D) | 83 | 1,711 | 1,676 | 22 | 19 | 5 |
| Furniture, Home Furnishings, Appliance Dealers | | | | | | | | | | |
| Total..... | 194 | 160 | 28,747 | 28,261 | 3,949 | 76,242 | 72,767 | 1,038 | 912 | 220 |
| Furniture, home furnishings stores..... | 84 | 70 | 16,107 | 15,911 | 2,335 | 44,572 | 42,424 | 571 | 492 | 89 |
| Furniture stores..... | (NA) | 40 | (NA) | 11,787 | 1,569 | 28,974 | 27,529 | 375 | 325 | (NA) |
| Floor covering stores..... | (NA) | 12 | (NA) | 2,723 | 487 | 9,695 | 9,439 | 89 | 85 | (NA) |
| Home furnishings stores, n.e.c., antique stores..... | (NA) | 18 | (NA) | 1,401 | 279 | 5,903 | 5,456 | 107 | 82 | (NA) |
| Household appliance, radio, TV stores..... | 110 | 90 | 12,640 | 12,350 | 1,614 | 31,670 | 30,343 | 467 | 420 | 131 |
| Household appliance stores..... | (NA) | 40 | (NA) | 6,499 | 914 | 15,869 | 15,320 | 243 | 223 | (NA) |
| Appliance, radio, TV stores..... | (NA) | 25 | (NA) | 3,998 | 428 | 9,937 | 9,398 | 142 | 122 | (NA) |
| Radio, TV stores..... | (NA) | 25 | (NA) | 1,853 | 272 | 5,864 | 5,625 | 82 | 75 | (NA) |
| Automotive Group | | | | | | | | | | |
| Total..... | 173 | 127 | 97,601 | 96,603 | 9,473 | 166,229 | 162,153 | 1,785 | 1,685 | 162 |
| Passenger car dealers (franchised)..... | 45 | 43 | 82,815 | (D) | 8,311 | 145,606 | 143,022 | 1,480 | 1,424 | 33 |
| Passenger car dealers (nonfranchised)..... | 71 | 41 | 8,224 | 7,416 | 418 | 7,440 | 7,034 | 100 | 93 | 79 |
| Tire, battery, accessory dealers..... | 34 | 24 | 3,076 | 2,962 | 481 | 8,972 | 8,045 | 138 | 103 | 29 |
| Motorcycle, aircraft, boat dealers..... | 13 | 9 | 938 | (D) | 152 | 2,758 | 2,662 | 42 | 42 | 14 |
| Household trailer dealers..... | 10 | 10 | 2,548 | 2,548 | 111 | 1,453 | 1,390 | 25 | 23 | 7 |
| Automotive dealers, n.e.c..... | *** | *** | *** | *** | *** | *** | *** | *** | *** | *** |
| Gasoline Service Stations | | | | | | | | | | |
| Total..... | 368 | 308 | 30,245 | 28,809 | 2,311 | 47,684 | 43,131 | 908 | 709 | 443 |
| Lumber, Bldg. Mats., Hardware, Farm Equipment Dealers | | | | | | | | | | |
| Total..... | 199 | 153 | 38,001 | 36,783 | 4,159 | 85,899 | 79,632 | 1,164 | 1,035 | 222 |
| Farm equipment dealers..... | 18 | 12 | 2,021 | 1,963 | 184 | 3,256 | 3,136 | 43 | 40 | 23 |
| Lumber, building materials dealers..... | 56 | 48 | 26,193 | 25,826 | 2,879 | 60,044 | 55,048 | 782 | 696 | 57 |
| Paint, glass, wallpaper stores..... | 27 | 17 | 2,702 | 2,540 | 344 | 6,816 | 6,457 | 93 | 84 | 27 |
| Plumbing, electrical supply stores..... | 17 | 13 | 1,512 | 1,370 | 249 | 6,148 | 5,998 | 78 | 72 | 21 |
| Hardware stores..... | 77 | 63 | 5,552 | 5,084 | 503 | 9,635 | 8,993 | 168 | 143 | 92 |
| Drug Stores, Proprietary Stores | | | | | | | | | | |
| Total..... | 116 | 110 | 16,228 | 16,022 | 1,673 | 32,035 | 27,206 | 789 | 509 | 117 |
| Drug stores..... | (NA) | 94 | (NA) | 14,713 | 1,585 | 30,594 | 26,051 | 744 | 477 | (NA) |
| Proprietary stores..... | (NA) | 16 | (NA) | 1,309 | 88 | 1,441 | 1,155 | 45 | 32 | (NA) |
| Other Retail Stores | | | | | | | | | | |
| Total..... | 318 | 196 | 19,202 | 17,372 | 2,161 | 42,865 | 39,318 | 777 | 635 | 338 |
| Liquor stores..... | 36 | 20 | 2,922 | 2,338 | 137 | 2,962 | 2,808 | 63 | 52 | 45 |
| Fuel, ice dealers..... | 35 | 29 | 3,050 | 2,974 | 284 | 5,532 | 5,076 | 104 | 83 | 36 |
| Fuel dealers (coal, wood)..... | (NA) | 18 | (NA) | 2,080 | 236 | 4,545 | 4,144 | 83 | 66 | (NA) |
| Liquefied petroleum gas dealers..... | (NA) | 4 | (NA) | 152 | 13 | 132 | 132 | 2 | 2 | (NA) |
| Fuel oil dealers..... | (NA) | 7 | (NA) | 742 | 35 | 855 | 800 | 19 | 15 | (NA) |
| Ice dealers..... | *** | *** | *** | *** | *** | *** | *** | *** | *** | (NA) |
| Hay, grain, feed stores..... | 13 | 9 | 1,732 | 1,680 | 127 | 2,755 | 2,063 | 60 | 43 | 12 |
| Farm, garden supply stores..... | 10 | 4 | 489 | 397 | 53 | 1,057 | 875 | 25 | 16 | 10 |
| Jewelry stores..... | 57 | 35 | 3,717 | 3,449 | 512 | 11,052 | 10,660 | 155 | 145 | 60 |
| Book stores..... | 4 | 2 | (D) | (D) | (D) | (D) | (D) | (D) | (D) | (D) |
| Stationery stores..... | 2 | 2 | (D) | (D) | (D) | (D) | (D) | (D) | (D) | (D) |
| Sporting goods stores..... | 26 | 14 | 1,337 | 1,177 | 222 | 3,555 | 3,313 | 58 | 46 | 23 |
| Bicycle stores..... | 3 | 1 | 110 | (D) | (D) | (D) | (D) | (D) | (D) | (D) |
| Florists..... | 36 | 20 | 1,233 | 1,063 | 171 | 2,940 | 2,737 | 69 | 53 | 43 |
| Cigar stores, stands..... | 15 | 7 | 325 | 215 | 25 | 506 | 438 | 14 | 12 | 13 |
| News dealers, newsstands..... | 9 | 1 | 140 | (D) | (D) | (D) | (D) | (D) | (D) | (D) |
| Gift, novelty, souvenir stores..... | 5 | 3 | 92 | (D) | 4 | 68 | 40 | 2 | 1 | 7 |
| Music stores..... | 12 | 8 | 666 | 640 | 80 | 1,886 | 1,667 | 37 | 27 | 14 |
| Camera, photographic supply stores..... | 5 | 5 | 486 | 486 | 60 | 1,073 | 959 | 17 | 13 | 5 |
| Luggage, leather goods stores..... | 1 | 1 | (D) | (D) | (D) | (D) | (D) | (D) | (D) | (D) |
| Optical goods stores..... | 4 | 2 | 138 | (D) | (D) | (D) | (D) | (D) | (D) | (D) |
| Office, store machine and equipment dealers..... | 1 | 1 | (D) | (D) | (D) | (D) | (D) | (D) | (D) | (D) |
| Retail stores (except second-hand) n.e.c..... | 17 | 17 | 886 | 886 | 119 | 2,236 | 2,014 | 47 | 39 | 19 |
| Second-hand stores..... | 19 | 15 | 608 | 578 | 94 | 1,569 | 1,442 | 32 | 24 | 19 |
| Nonstore Retailers | | | | | | | | | | |
| Total..... | 129 | 33 | 6,943 | 5,691 | 886 | 16,644 | 16,042 | 247 | 233 | 138 |
| Mail order houses..... | *** | *** | *** | *** | *** | *** | *** | *** | *** | *** |
| Direct selling (house-to-house) organizations..... | 117 | 25 | 4,859 | 3,653 | 798 | 14,598 | 14,008 | 223 | 210 | 118 |
| Merchandise vending machine operators..... | 12 | 8 | 2,084 | 2,038 | 88 | 2,046 | 2,034 | 24 | 23 | 20 |

GRAND RAPIDS STANDARD METROPOLITAN AREA—Coextensive with Kent County, Mich.

| | | | | | | | | | | |
|---|-------|-------|---------|---------|--------|---------|---------|--------|--------|-------|
| Retail trade, total..... | 3,063 | 2,319 | 393,926 | 375,874 | 41,203 | 797,910 | 717,923 | 16,119 | 12,011 | 3,299 |
| Food Stores | | | | | | | | | | |
| Total..... | 580 | 446 | 89,826 | 85,934 | 5,896 | 114,394 | 97,574 | 2,613 | 1,673 | 631 |
| Grocery stores..... | 413 | 315 | 79,446 | 76,088 | 4,596 | 89,351 | 76,081 | 1,999 | 1,294 | 447 |
| Meat markets..... | 42 | 40 | 4,730 | (D) | 369 | 7,349 | 6,549 | 138 | 96 | 44 |
| Fish (seafood) markets..... | 4 | 4 | 478 | 478 | 36 | 597 | 579 | 10 | 9 | 5 |
| Fruit stores, vegetable markets..... | 23 | 7 | 1,415 | 1,143 | 97 | 1,865 | 1,100 | 41 | 19 | 36 |
| Candy, nut, confectionery stores..... | 19 | 15 | 435 | 385 | 54 | 1,082 | 839 | 40 | 25 | 11 |
| Bakery products stores..... | 56 | 50 | 2,673 | 2,595 | 677 | 13,565 | 11,676 | 355 | 216 | 65 |
| Bakeries, with baking on premises..... | (NA) | 39 | (NA) | 1,986 | 597 | 11,594 | 9,918 | 303 | 179 | (NA) |
| Bakeries, without baking on premises..... | (NA) | 15 | (NA) | 609 | 80 | 1,971 | 1,758 | 52 | 37 | (NA) |
| Delicatessen stores..... | 2 | 2 | (D) | (D) | (D) | (D) | (D) | (D) | (D) | (D) |
| Food stores, n.e.c..... | 19 | 13 | (D) | (D) | (D) | (D) | (D) | (D) | (D) | (D) |

Standard Notes: (D) Withheld to avoid disclosure. (NA) Not available. n.e.c. Not elsewhere classified. XXX Not applicable. (Z) Less than \$500. ... Represents zero.
¹ Group totals may include data for establishments without payroll which could not be classified by detailed kind of business.

Table 103. RETAIL TRADE: 1954 — STANDARD METROPOLITAN AREAS — Continued
Establishments, Sales, Payroll, and Personnel, by Kind of Business

| Standard metropolitan area and kind of business | Establishments | | Sales | | Payroll, entire year (\$1,000) | Payroll, workweek ended nearest Nov. 15 | | Paid employees, workweek ended nearest Nov. 15 | | Proprietors (unincorporated businesses only) ¹ (Number) |
|--|-----------------------------|-----------------------|--|---------------------------------------|--------------------------------|---|-------------------------|--|------------------------|--|
| | Total ¹ (Number) | With payroll (Number) | Total, all establishments ¹ (\$1,000) | Establishments with payroll (\$1,000) | | Total (Dollars) | Full workweek (Dollars) | Total (Number) | Full workweek (Number) | |
| GRAND RAPIDS STANDARD METROPOLITAN AREA—Con. | | | | | | | | | | |
| Eating, Drinking Places | | | | | | | | | | |
| Total | 482 | 420 | 22,481 | 21,459 | 4,480 | 91,252 | 80,516 | 2,522 | 1,853 | 580 |
| Eating places (except refreshment stands) | 260 | 230 | 12,804 | 12,474 | 3,022 | 60,191 | 53,424 | 1,726 | 1,299 | 324 |
| Restaurants, cafeterias | (NA) | 220 | (NA) | 11,192 | 2,743 | 55,235 | 49,566 | 1,609 | 1,228 | (NA) |
| Caterers | (NA) | 3 | (NA) | (D) | (D) | (D) | (D) | (D) | (D) | (NA) |
| In-plant food contractors | (NA) | 7 | (NA) | (D) | (D) | (D) | (D) | (D) | (D) | (NA) |
| Refreshment stands | 53 | 41 | 1,247 | 1,095 | 149 | 3,977 | 2,860 | 162 | 77 | 57 |
| Drinking places | 167 | 149 | 8,356 | 7,890 | 1,309 | 27,084 | 24,232 | 634 | 477 | 197 |
| General Merchandise Group | | | | | | | | | | |
| Total | 117 | 91 | 52,363 | 51,711 | 7,197 | 146,770 | 127,745 | 3,346 | 2,403 | 111 |
| Department stores | 4 | 4 | 41,384 | 41,384 | 5,779 | 119,145 | 105,532 | 2,460 | 1,886 | ••• |
| Dry goods, general merchandise stores | 42 | 34 | 2,544 | 2,422 | 241 | 4,715 | 3,977 | 127 | 84 | 42 |
| General stores | 24 | 10 | 1,282 | (D) | 39 | 838 | 572 | 31 | 13 | 29 |
| Variety stores | 45 | 43 | 7,053 | (D) | 1,138 | 22,072 | 17,664 | 728 | 420 | 38 |
| Apparel, Accessories Stores | | | | | | | | | | |
| Total | 209 | 187 | 23,505 | 23,119 | 3,381 | 61,075 | 54,296 | 1,321 | 966 | 157 |
| Shoe stores | 50 | 40 | 4,400 | 4,184 | 564 | 9,389 | 8,361 | 182 | 112 | 30 |
| Men's shoe stores | (NA) | 6 | (NA) | 355 | 38 | 673 | 11 | 11 | 9 | (NA) |
| Women's shoe stores | (NA) | 10 | (NA) | 1,773 | 255 | 4,144 | 3,729 | 82 | 55 | (NA) |
| Children's, juveniles' shoe stores | (NA) | 1 | (NA) | (D) | (D) | (D) | (D) | (D) | (D) | (NA) |
| Family shoe stores | (NA) | 23 | (NA) | (D) | (D) | (D) | (D) | (D) | (D) | (NA) |
| Men's, boys' clothing and furnishings stores | (NA) | 35 | (NA) | 4,600 | 636 | 11,088 | 10,265 | 177 | 127 | (NA) |
| Men's, boys' clothing stores | (NA) | 22 | (NA) | 3,651 | 533 | 9,183 | 8,539 | 145 | 105 | (NA) |
| Men's, boys' furnishings stores | (NA) | 13 | (NA) | 949 | 103 | 1,905 | 1,726 | 32 | 22 | (NA) |
| Family clothing stores | (NA) | 26 | (NA) | 4,677 | 659 | 11,974 | 9,941 | 266 | 173 | (NA) |
| Women's clothing, specialty stores | 71 | 67 | 8,694 | 8,662 | 1,348 | 25,027 | 22,466 | 613 | 488 | 47 |
| Ready-to-wear stores | (NA) | 39 | (NA) | 7,250 | 1,130 | 20,670 | 18,482 | 512 | 405 | (NA) |
| Millinery stores | (NA) | 15 | (NA) | 754 | 138 | 2,556 | 2,403 | 57 | 50 | (NA) |
| Clothing, specialty stores, n.e.c. | (NA) | 13 | (NA) | 658 | 80 | 1,801 | 1,581 | 44 | 35 | (NA) |
| Children's, infants' wear stores | 11 | 9 | 331 | (D) | 31 | 540 | 444 | 21 | 14 | 11 |
| Apparel stores, n.e.c. | 12 | 10 | 697 | (D) | 143 | 3,057 | 2,819 | 62 | 52 | 9 |
| Furniture, Home Furnishings, Appliance Dealers | | | | | | | | | | |
| Total | 205 | 145 | 19,361 | 18,339 | 2,269 | 43,737 | 41,885 | 637 | 568 | 233 |
| Furniture, home furnishings stores | 98 | 80 | 11,713 | 11,431 | 1,491 | 28,425 | 27,278 | 411 | 364 | 114 |
| Furniture stores | (NA) | 53 | (NA) | 9,343 | 1,186 | 22,943 | 22,063 | 320 | 286 | (NA) |
| Floor covering stores | (NA) | 8 | (NA) | (D) | (D) | (D) | (D) | (D) | (D) | (NA) |
| Home furnishings stores, n.e.c., antique stores | (NA) | 19 | (NA) | (D) | (D) | (D) | (D) | (D) | (D) | (NA) |
| Household appliance, radio, TV stores | 107 | 65 | 7,648 | 6,908 | 778 | 15,312 | 14,607 | 226 | 204 | 119 |
| Household appliance stores | (NA) | 34 | (NA) | 3,955 | 478 | 9,266 | 8,766 | 138 | 123 | (NA) |
| Appliance, radio, TV stores | (NA) | 18 | (NA) | 1,960 | 189 | 3,635 | 3,543 | 53 | 51 | (NA) |
| Radio, TV stores | (NA) | 13 | (NA) | 993 | 111 | 2,411 | 2,298 | 35 | 30 | (NA) |
| Automotive Group | | | | | | | | | | |
| Total | 171 | 139 | 70,000 | 67,574 | 6,000 | 109,407 | 107,914 | 1,315 | 1,262 | 187 |
| Passenger car dealers (franchised) | 53 | 51 | 52,169 | (D) | 4,870 | 90,216 | 89,476 | 1,059 | 1,017 | 36 |
| Passenger car dealers (nonfranchised) | 63 | 45 | 11,127 | (D) | 9,661 | 439 | 6,896 | 6,762 | 94 | 83 |
| Tire, battery, accessory dealers | 37 | 27 | (D) | 3,964 | 584 | 10,086 | 9,605 | 152 | 130 | 46 |
| Motorcycle, aircraft, boat dealers | 8 | 8 | 350 | 350 | 45 | 727 | 727 | 10 | 10 | 9 |
| Household trailer dealers | 9 | 7 | 2,149 | (D) | (D) | (D) | (D) | (D) | (D) | (D) |
| Automotive dealers, n.e.c. | 1 | 1 | (D) | (D) | (D) | (D) | (D) | (D) | (D) | (D) |
| Gasoline Service Stations | | | | | | | | | | |
| Total | 396 | 306 | 26,944 | 24,206 | 1,855 | 38,215 | 32,835 | 876 | 598 | 463 |
| Lumber, Bldg. Mats., Hardware, Farm Equipment Dealers | | | | | | | | | | |
| Total | 217 | 175 | 33,661 | 32,631 | 3,827 | 68,574 | 65,340 | 1,050 | 919 | 240 |
| Farm equipment dealers | 23 | 19 | 4,075 | 3,983 | 354 | 5,945 | 5,687 | 98 | 88 | 30 |
| Lumber, building materials dealers | 69 | 61 | 19,025 | 18,885 | 2,266 | 39,322 | 37,688 | 578 | 509 | 53 |
| Paint, glass, wallpaper stores | 29 | 15 | 2,255 | (D) | 285 | 4,640 | 4,365 | 68 | 59 | 37 |
| Plumbing, electrical supply stores | 16 | 14 | 1,272 | (D) | 276 | 6,525 | 6,386 | 89 | 83 | 19 |
| Hardware stores | 78 | 66 | 6,868 | 6,506 | 646 | 12,142 | 11,214 | 217 | 180 | 97 |
| Drug Stores, Proprietary Stores | | | | | | | | | | |
| Total | 140 | 134 | 18,678 | 18,524 | 1,950 | 38,751 | 30,792 | 989 | 567 | 131 |
| Drug stores | (NA) | 128 | (NA) | 18,102 | 1,924 | 38,332 | 30,597 | 974 | 564 | (NA) |
| Proprietary stores | (NA) | 6 | (NA) | 422 | 26 | 419 | 195 | 15 | 3 | (NA) |
| Other Retail Stores | | | | | | | | | | |
| Total | 388 | 234 | 27,477 | 24,555 | 3,083 | 61,878 | 55,968 | 1,088 | 866 | 411 |
| Liquor stores | 17 | 11 | 2,592 | 2,014 | 87 | 2,007 | 1,764 | 39 | 29 | 20 |
| Fuel, ice dealers | 44 | 36 | 5,791 | 5,625 | 606 | 11,461 | 11,142 | 186 | 172 | 36 |
| Fuel dealers (coal, wood) | (NA) | 27 | (NA) | 3,820 | 429 | 7,683 | 7,451 | 124 | 113 | (NA) |
| Liquefied petroleum gas dealers | (NA) | 2 | (NA) | (D) | (D) | (D) | (D) | (D) | (D) | (NA) |
| Fuel oil dealers | (NA) | 7 | (NA) | (D) | (D) | (D) | (D) | (D) | (D) | (NA) |
| Ice dealers | (NA) | ••• | (NA) | (D) | (D) | (D) | (D) | (D) | (D) | (NA) |
| Hay, grain, feed stores | 11 | 11 | 2,838 | 2,838 | 190 | 4,369 | 3,688 | 76 | 58 | 11 |
| Farm, garden supply stores | 17 | 11 | 2,094 | 2,064 | 213 | 4,331 | 3,896 | 62 | 51 | 22 |
| Jewelry stores | 50 | 34 | 3,135 | 2,913 | 602 | 12,753 | 11,651 | 188 | 147 | 45 |
| Book stores | 7 | 5 | 479 | (D) | 42 | 883 | 786 | 17 | 14 | 4 |
| Stationery stores | 6 | 4 | 392 | (D) | 90 | 1,740 | 1,615 | 37 | 31 | 4 |
| Sporting goods stores | 26 | 14 | 1,726 | 1,306 | 104 | 1,954 | 1,736 | 31 | 26 | 34 |
| Bicycle stores | 6 | 4 | 193 | (D) | 16 | 297 | 297 | 3 | 3 | 8 |
| Florists | 23 | 19 | 1,248 | 1,196 | 220 | 4,199 | 3,397 | 114 | 64 | 28 |
| Cigar stores, stands | 12 | 10 | 383 | (D) | 35 | 705 | 582 | 22 | 15 | 11 |
| News dealers, newsstands | 4 | 2 | 72 | (D) | (D) | (D) | (D) | (D) | (D) | (D) |
| Gift, novelty, souvenir stores | 20 | 6 | 302 | 132 | 9 | 140 | 85 | 5 | 2 | 21 |
| Music stores | 27 | 11 | 1,523 | 1,265 | 231 | 5,331 | 4,217 | 94 | 60 | 29 |
| Camera, photographic supply stores | 11 | 9 | 1,048 | (D) | 127 | 2,109 | 2,014 | 44 | 37 | 12 |
| Luggage, leather goods stores | 3 | 3 | (D) | (D) | (D) | (D) | (D) | (D) | (D) | (D) |
| Optical goods stores | 3 | 3 | (D) | (D) | (D) | (D) | (D) | (D) | (D) | (D) |
| Office, store machine and equipment dealers | 7 | 3 | 216 | 70 | 11 | 297 | 297 | 6 | 6 | 8 |
| Retail stores (except second-hand) n.e.c. | 22 | 22 | 1,164 | 1,164 | 255 | 4,744 | 4,295 | 87 | 72 | 21 |
| Second-hand stores | 32 | 16 | 1,574 | 1,384 | 193 | 3,557 | 3,522 | 56 | 54 | 39 |

Standard Notes: (D) Withheld to avoid disclosure. (NA) Not available. n.e.c. Not elsewhere classified. XXX Not applicable. (Z) Less than \$500. ... Represents zero.
¹ Group totals may include data for establishments without payroll which could not be classified by detailed kind of business.

Table 103. RETAIL TRADE: 1954 — STANDARD METROPOLITAN AREAS — Continued

Establishments, Sales, Payroll, and Personnel, by Kind of Business

| Standard metropolitan area and kind of business | Establishments | | Sales | | Payroll, entire year (\$1,000) | Payroll, workweek ended nearest Nov. 15 | | Paid employees, workweek ended nearest Nov. 15 | | Proprietors (unincorporated businesses only) ¹ (Number) |
|---|-----------------------------|-----------------------|--|---------------------------------------|--------------------------------|---|-------------------------|--|------------------------|--|
| | Total ¹ (Number) | With payroll (Number) | Total, all establishments ² (\$1,000) | Establishments with payroll (\$1,000) | | Total (Dollars) | Full workweek (Dollars) | Total (Number) | Full workweek (Number) | |
| GRAND RAPIDS STANDARD METROPOLITAN AREA—Con. | | | | | | | | | | |
| Nonstore Retailers | | | | | | | | | | |
| Total | 158 | 42 | 9,630 | 7,822 | 1,265 | 23,857 | 23,058 | 362 | 336 | 155 |
| Mail order houses | 4 | 4 | 1,070 | 1,030 | 157 | 3,154 | 2,867 | 54 | 46 | 2 |
| Direct selling (house-to-house) organizations | 134 | 28 | 7,209 | 5,513 | 1,045 | 19,624 | 19,195 | 290 | 274 | 131 |
| Merchandise vending machine operators | 20 | 10 | 1,391 | 1,279 | 63 | 1,079 | 996 | 18 | 16 | 22 |
| JACKSON STANDARD METROPOLITAN AREA—Coextensive with Jackson County, Mich. | | | | | | | | | | |
| Retail trade, total | 1,197 | 909 | 126,679 | 120,191 | 13,616 | 266,602 | 240,482 | 5,318 | 4,069 | 1,248 |
| Food Stores | | | | | | | | | | |
| Total | 243 | 157 | 29,321 | 26,501 | 1,717 | 32,595 | 26,473 | 752 | 464 | 275 |
| Grocery stores | 202 | 124 | 26,716 | 24,034 | 1,451 | 27,505 | 21,781 | 626 | 362 | 232 |
| Meat markets | 14 | 8 | 1,306 | 1,174 | 78 | 1,294 | 1,152 | 25 | 17 | 15 |
| Fish (seafood) markets | 2 | 2 | (D) | (D) | (D) | (D) | (D) | (D) | (D) | (D) |
| Fruit stores, vegetable markets | 5 | 3 | 304 | (D) | 39 | 720 | 689 | 15 | 13 | 5 |
| Candy, nut, confectionery stores | 3 | 3 | 70 | 70 | 8 | 170 | 144 | 6 | 4 | 1 |
| Bakery products stores | 10 | 10 | 435 | 435 | 103 | 2,319 | 2,297 | 61 | 59 | 13 |
| Bakeries, with baking on premises | 8 | 8 | (D) | (D) | (D) | (D) | (D) | (D) | (D) | (D) |
| Bakeries, without baking on premises | 2 | 2 | (D) | (D) | (D) | (D) | (D) | (D) | (D) | (D) |
| Delicatessen stores | 4 | 4 | (D) | (D) | (D) | (D) | (D) | (D) | (D) | (D) |
| Food stores, n.e.c. | 3 | 3 | 159 | 159 | 17 | 272 | 182 | 8 | 3 | 3 |
| Eating, Drinking Places | | | | | | | | | | |
| Total | 243 | 213 | 9,814 | 9,280 | 1,826 | 38,939 | 34,394 | 1,055 | 813 | 299 |
| Eating places (except refreshment stands) | 117 | 109 | 5,384 | 5,234 | 1,197 | 26,834 | 24,254 | 726 | 594 | 139 |
| Restaurants, cafeterias | (NA) | 105 | (NA) | 5,023 | 1,120 | 25,375 | 22,997 | 697 | 572 | (NA) |
| Caterers | (NA) | ••• | (NA) | ••• | ••• | ••• | ••• | ••• | ••• | (NA) |
| In-plant food contractors | (NA) | 4 | (NA) | 211 | 77 | 1,459 | 1,257 | 29 | 22 | (NA) |
| Refreshment stands | 26 | 18 | 537 | 465 | 93 | 1,469 | 1,254 | 57 | 36 | 32 |
| Drinking places | 100 | 86 | 3,893 | 3,581 | 536 | 10,636 | 8,886 | 272 | 183 | 128 |
| General Merchandise Group | | | | | | | | | | |
| Total | 23 | 21 | 11,970 | (D) | 2,022 | 37,715 | 30,905 | 899 | 607 | 14 |
| Department stores | 5 | 5 | 8,639 | 8,639 | 1,473 | 27,534 | 22,555 | 551 | 400 | ••• |
| Dry goods, general merchandise stores | 1 | 1 | (D) | (D) | (D) | (D) | (D) | (D) | (D) | (D) |
| General stores | 3 | 3 | (D) | (D) | (D) | (D) | (D) | (D) | (D) | (D) |
| Variety stores | 14 | 12 | 3,064 | (D) | 521 | 10,054 | 8,235 | 344 | 204 | 9 |
| Apparel, Accessories Stores | | | | | | | | | | |
| Total | 71 | 69 | 8,808 | (D) | 1,251 | 26,613 | 25,111 | 536 | 455 | 25 |
| Shoe stores | 17 | 17 | 1,514 | 1,514 | 189 | 3,698 | 3,402 | 78 | 64 | 1 |
| Men's shoe stores | 3 | 3 | 160 | 160 | 14 | 257 | 238 | 5 | 4 | ••• |
| Women's shoe stores | 4 | 4 | 486 | 486 | 66 | 1,214 | 1,214 | 22 | 22 | ••• |
| Children's, juveniles' shoe stores | ••• | ••• | ••• | ••• | ••• | ••• | ••• | ••• | ••• | ••• |
| Family shoe stores | 10 | 10 | 868 | 868 | 109 | 2,227 | 1,950 | 51 | 38 | 1 |
| Men's, boys' clothing and furnishings stores | 14 | 14 | 2,295 | 2,295 | 369 | 7,077 | 6,345 | 135 | 97 | 8 |
| Men's, boys' clothing stores | 10 | 10 | 2,061 | 2,061 | 369 | 6,520 | 5,830 | 121 | 88 | 6 |
| Men's, boys' furnishings stores | 4 | 4 | 234 | 234 | 26 | 557 | 515 | 14 | 9 | 2 |
| Family clothing stores | 7 | 7 | 441 | 441 | 71 | 1,428 | 1,277 | 31 | 24 | 4 |
| Women's clothing, specialty stores | 26 | 26 | (D) | (D) | (D) | (D) | (D) | (D) | (D) | (D) |
| Ready-to-wear stores | 13 | 13 | (D) | (D) | (D) | (D) | (D) | (D) | (D) | (D) |
| Millinery stores | 7 | 7 | (D) | (D) | (D) | (D) | (D) | (D) | (D) | (D) |
| Clothing, specialty stores, n.e.c. | 6 | 6 | (D) | (D) | (D) | (D) | (D) | (D) | (D) | (D) |
| Children's, infants' wear stores | 1 | 1 | (D) | (D) | (D) | (D) | (D) | (D) | (D) | (D) |
| Apparel stores, n.e.c. | 4 | 4 | 84 | 84 | 12 | 329 | 312 | 6 | 5 | 3 |
| Furniture, Home Furnishings, Appliance Dealers | | | | | | | | | | |
| Total | 63 | 49 | 6,403 | 6,161 | 835 | 15,633 | 14,826 | 246 | 207 | 61 |
| Furniture, home furnishings stores | 21 | 17 | 2,902 | 2,822 | 436 | 8,177 | 7,976 | 129 | 116 | 21 |
| Furniture stores | (NA) | 9 | (NA) | 2,369 | 366 | 6,446 | 6,325 | 93 | 84 | (NA) |
| Floor covering stores | (NA) | 3 | (NA) | 251 | 35 | 560 | 552 | 10 | 9 | (NA) |
| Home furnishings stores, n.e.c., antique stores | (NA) | 5 | (NA) | 202 | 55 | 1,171 | 1,099 | 26 | 23 | (NA) |
| Household appliance, radio, TV stores | 42 | 32 | 3,501 | 3,339 | 399 | 7,456 | 6,850 | 117 | 91 | 40 |
| Household appliance stores | (NA) | 9 | (NA) | 957 | 72 | 1,393 | 1,267 | 35 | 28 | (NA) |
| Appliance, radio, TV stores | (NA) | 11 | (NA) | 1,811 | 268 | 5,220 | 4,943 | 60 | 52 | (NA) |
| Radio, TV stores | (NA) | 12 | (NA) | 571 | 59 | 843 | 640 | 22 | 11 | (NA) |
| Automotive Group | | | | | | | | | | |
| Total | 77 | 57 | 24,835 | 24,363 | 2,477 | 47,839 | 47,530 | 563 | 552 | 63 |
| Passenger car dealers (franchised) | 26 | 24 | 20,353 | (D) | 2,129 | 41,429 | 41,300 | 467 | 463 | 13 |
| Passenger car dealers (nonfranchised) | 25 | 15 | 1,884 | 1,696 | 68 | 1,087 | 1,087 | 20 | 20 | 28 |
| Tire, battery, accessory dealers | 12 | 12 | 1,597 | 1,597 | 218 | 4,581 | 4,420 | 61 | 56 | 8 |
| Motorcycle, aircraft, boat dealers | 6 | 2 | (D) | (D) | (D) | (D) | (D) | (D) | (D) | (D) |
| Household trailer dealers | 7 | 3 | 675 | 539 | 42 | 389 | 370 | 8 | 6 | 5 |
| Automotive dealers, n.e.c. | 1 | 1 | (D) | (D) | (D) | (D) | (D) | (D) | (D) | (D) |
| Gasoline Service Stations | | | | | | | | | | |
| Total | 147 | 117 | 9,309 | 8,527 | 624 | 12,646 | 10,683 | 280 | 189 | 170 |
| Lumber, Bldg. Mats., Hardware, Farm Equipment Dealers | | | | | | | | | | |
| Total | 100 | 78 | 10,843 | 10,465 | 1,174 | 21,211 | 20,034 | 344 | 291 | 112 |
| Farm equipment dealers | 19 | 15 | 2,531 | 2,483 | 206 | 3,362 | 3,232 | 64 | 54 | 26 |
| Lumber, building materials dealers | 25 | 21 | 4,308 | (D) | 528 | 9,090 | 8,658 | 132 | 116 | 23 |
| Paint, glass, wallpaper stores | 10 | 10 | 746 | 746 | 112 | 2,097 | 2,076 | 33 | 31 | 6 |
| Plumbing, electrical supply stores | 12 | 10 | 846 | (D) | 121 | 2,756 | 2,717 | 35 | 34 | 14 |
| Hardware stores | 28 | 22 | 2,294 | 2,172 | 207 | 3,906 | 3,351 | 80 | 56 | 37 |
| Drug Stores, Proprietary Stores | | | | | | | | | | |
| Total | 39 | 33 | 4,729 | 4,571 | 579 | 9,932 | 8,731 | 219 | 147 | 36 |
| Drug stores | (NA) | 28 | (NA) | 4,194 | 555 | 9,762 | 8,582 | 212 | 143 | (NA) |
| Proprietary stores | (NA) | 5 | (NA) | 377 | 24 | 170 | 149 | 7 | 4 | (NA) |

Standard Notes: (D) Withheld to avoid disclosure. (NA) Not available. n.e.c. Not elsewhere classified. XXX Not applicable. (Z) Less than \$500. ... Represents zero.
¹Group totals may include data for establishments without payroll which could not be classified by detailed kind of business.

RETAIL TRADE—AREA STATISTICS

Table 103. RETAIL TRADE: 1954 — STANDARD METROPOLITAN AREAS — Continued

Establishments, Sales, Payroll, and Personnel, by Kind of Business

| Standard metropolitan area and kind of business | Establishments | | Sales | | Payroll, entire year (\$1,000) | Payroll, workweek ended nearest Nov. 15 | | Paid employees, workweek ended nearest Nov. 15 | | Proprietors (unincorporated businesses only) ¹ (Number) |
|---|-----------------------------|-----------------------|--|---------------------------------------|--------------------------------|---|-------------------------|--|------------------------|--|
| | Total ¹ (Number) | With payroll (Number) | Total, all establishments ¹ (\$1,000) | Establishments with payroll (\$1,000) | | Total (Dollars) | Full workweek (Dollars) | Total (Number) | Full workweek (Number) | |
| JACKSON STANDARD METROPOLITAN AREA—Con. | | | | | | | | | | |
| Other Retail Stores | | | | | | | | | | |
| Total | 163 | 107 | 9,769 | 9,089 | 1,037 | 21,355 | 19,751 | 399 | 322 | 161 |
| Liquor stores | 12 | 10 | 1,185 | (D) | 51 | 1,006 | 737 | 32 | 16 | 14 |
| Fuel, ice dealers | 17 | 15 | 1,852 | (D) | 171 | 3,182 | 3,119 | 52 | 46 | 16 |
| Fuel dealers (coal, wood) | (NA) | 10 | (NA) | 1,242 | 140 | 2,787 | 2,724 | 46 | 40 | (NA) |
| Liquefied petroleum gas dealers | (NA) | 3 | (NA) | 37 | (D) | (D) | (D) | (D) | (D) | (NA) |
| Fuel oil dealers | (NA) | 2 | (NA) | (D) | (D) | (D) | (D) | (D) | (D) | (NA) |
| Ice dealers | (NA) | ••• | (NA) | ••• | ••• | ••• | ••• | ••• | ••• | (NA) |
| Hay, grain, feed stores | 8 | 8 | 1,211 | 1,211 | 102 | 2,076 | 2,038 | 31 | 30 | 11 |
| Farm, garden supply stores | 1 | 1 | (D) | (D) | (D) | (D) | (D) | (D) | (D) | (D) |
| Jewelry stores | 26 | 14 | 1,516 | 1,374 | 196 | 4,019 | 3,504 | 71 | 54 | 25 |
| Book stores | 1 | 1 | (D) | (D) | (D) | (D) | (D) | (D) | (D) | (D) |
| Stationery stores | 1 | 1 | (D) | (D) | (D) | (D) | (D) | (D) | (D) | (D) |
| Sporting goods stores | 14 | 8 | 760 | 644 | 50 | 1,160 | 1,160 | 16 | 16 | 12 |
| Bicycle stores | 2 | ••• | (D) | ••• | ••• | ••• | ••• | ••• | ••• | 2 |
| Florists | 13 | 7 | 481 | 411 | 92 | 1,736 | 1,676 | 30 | 24 | 17 |
| Cigar stores, stands | 7 | 5 | 136 | (D) | 6 | 77 | 77 | 3 | 3 | 9 |
| News dealers, newsstands | 2 | 2 | (D) | (D) | (D) | (D) | (D) | (D) | (D) | (D) |
| Gift, novelty, souvenir stores | 5 | 5 | 160 | 160 | 20 | 482 | 421 | 13 | 9 | 5 |
| Music stores | 2 | 2 | (D) | (D) | (D) | (D) | (D) | (D) | (D) | (D) |
| Camera, photographic supply stores | 5 | 3 | 276 | (D) | 24 | 410 | 404 | 7 | 6 | 4 |
| Luggage, leather goods stores | 1 | 1 | (D) | (D) | (D) | (D) | (D) | (D) | (D) | (D) |
| Optical goods stores | 1 | 1 | (D) | (D) | (D) | (D) | (D) | (D) | (D) | (D) |
| Office, store machine and equipment dealers | 4 | 4 | 388 | 388 | 96 | 2,240 | 2,149 | 28 | 27 | 1 |
| Retail stores (except second-hand) n.e.c. | 12 | 12 | 641 | 641 | 71 | 1,779 | 1,569 | 40 | 29 | 10 |
| Second-hand stores | 9 | 7 | 225 | (D) | 62 | 1,219 | 1,212 | 34 | 33 | 8 |
| Nonstore Retailers | | | | | | | | | | |
| Total | 28 | 8 | 878 | 536 | 74 | 2,124 | 2,044 | 25 | 22 | 32 |
| Mail order houses | ••• | ••• | ••• | ••• | ••• | ••• | ••• | ••• | ••• | ••• |
| Direct selling (house-to-house) organizations | 25 | 7 | (D) | (D) | (D) | (D) | (D) | (D) | (D) | (D) |
| Merchandise vending machine operators | 3 | 1 | (D) | (D) | (D) | (D) | (D) | (D) | (D) | (D) |

KALAMAZOO STANDARD METROPOLITAN AREA—Coextensive with Kalamazoo County, Mich.

| | | | | | | | | | | |
|---|-------|-----|---------|---------|--------|---------|---------|-------|-------|-------|
| Retail trade, total | 1,218 | 970 | 164,394 | 159,606 | 19,248 | 363,646 | 335,088 | 7,013 | 5,517 | 1,260 |
| Food Stores | | | | | | | | | | |
| Total | 218 | 170 | 35,292 | 33,958 | 2,440 | 46,546 | 38,941 | 1,019 | 668 | 239 |
| Grocery stores | 167 | 131 | 31,465 | 30,289 | 2,025 | 38,487 | 31,812 | 816 | 525 | 180 |
| Meat markets | 10 | 8 | 2,299 | (D) | 138 | 2,476 | 2,195 | 46 | 34 | 15 |
| Fish (seafood) markets | ••• | ••• | ••• | ••• | ••• | ••• | ••• | ••• | ••• | ••• |
| Fruit stores, vegetable markets | 9 | 5 | 297 | 279 | 25 | 331 | 238 | 10 | 5 | 12 |
| Candy, nut, confectionery stores | 10 | 8 | 272 | (D) | 30 | 723 | 653 | 22 | 18 | 9 |
| Bakery products stores | 11 | 11 | 677 | 677 | 187 | 3,867 | 3,522 | 98 | 71 | 9 |
| Bakeries, with baking on premises | 11 | 11 | 677 | 677 | 187 | 3,867 | 3,522 | 98 | 71 | 9 |
| Bakeries, without baking on premises | ••• | ••• | ••• | ••• | ••• | ••• | ••• | ••• | ••• | ••• |
| Delicatessen stores | 1 | 1 | (D) | (D) | (D) | (D) | (D) | (D) | (D) | (D) |
| Food stores, n.e.c. | 8 | 6 | (D) | (D) | (D) | (D) | (D) | (D) | (D) | (D) |
| Eating, Drinking Places | | | | | | | | | | |
| Total | 213 | 191 | 10,390 | 9,982 | 1,997 | 44,723 | 41,755 | 1,188 | 992 | 261 |
| Eating places (except refreshment stands) | 146 | 128 | 6,694 | 6,444 | 1,521 | 35,938 | 33,881 | 958 | 624 | 177 |
| Restaurants, cafeterias | (NA) | 120 | (NA) | 6,073 | 1,441 | 31,055 | 29,141 | 910 | 782 | (NA) |
| Caterers | (NA) | 3 | (NA) | (D) | (D) | (D) | (D) | (D) | (D) | (NA) |
| In-plant food contractors | (NA) | 5 | (NA) | (D) | (D) | (D) | (D) | (D) | (D) | (NA) |
| Refreshment stands | 14 | 12 | 627 | (D) | 55 | 1,177 | 875 | 37 | 19 | 16 |
| Drinking places | 53 | 51 | 3,069 | (D) | 421 | 7,608 | 6,999 | 193 | 149 | 68 |
| General Merchandise Group | | | | | | | | | | |
| Total | 36 | 28 | 14,004 | 13,720 | 2,184 | 40,442 | 35,286 | 1,115 | 761 | 37 |
| Department stores | 3 | 3 | 8,762 | 8,762 | 1,491 | 27,665 | 24,313 | 693 | 487 | ••• |
| Dry goods, general merchandise stores | 15 | 9 | 967 | (D) | (D) | (D) | (D) | (D) | (D) | (D) |
| General stores | 2 | 2 | (D) | (D) | (D) | (D) | (D) | (D) | (D) | (D) |
| Variety stores | 16 | 14 | 3,982 | (D) | 588 | 10,522 | 8,791 | 371 | 230 | 18 |
| Apparel, Accessories Stores | | | | | | | | | | |
| Total | 97 | 83 | 9,829 | 9,675 | 1,387 | 28,810 | 26,304 | 573 | 453 | 66 |
| Shoe stores | 21 | 19 | 2,674 | (D) | 314 | 6,187 | 5,240 | 130 | 86 | 19 |
| Men's shoe stores | (NA) | 1 | (NA) | (D) | (D) | (D) | (D) | (D) | (D) | (NA) |
| Women's shoe stores | (NA) | 3 | (NA) | 283 | 36 | 711 | 618 | 21 | 13 | (NA) |
| Children's, juveniles' shoe stores | (NA) | 1 | (NA) | (D) | (D) | (D) | (D) | (D) | (D) | (NA) |
| Family shoe stores | (NA) | 14 | (NA) | 2,196 | 260 | 5,076 | 4,400 | 101 | 69 | (NA) |
| Men's, boys' clothing and furnishings stores | 13 | 13 | 1,910 | 1,910 | 374 | 6,909 | 6,350 | 92 | 73 | 6 |
| Men's, boys' clothing stores | 9 | 9 | 1,276 | 1,276 | 242 | 4,297 | 4,066 | 65 | 52 | 4 |
| Men's, boys' furnishings stores | 4 | 4 | 634 | 634 | 132 | 2,612 | 2,284 | 27 | 21 | 2 |
| Family clothing stores | 6 | 6 | 952 | 952 | 159 | 2,800 | 2,607 | 59 | 48 | 4 |
| Women's clothing, specialty stores | 49 | 39 | 3,945 | 3,813 | 481 | 11,600 | 10,807 | 271 | 226 | 31 |
| Ready-to-wear stores | (NA) | 24 | (NA) | 3,340 | 414 | 10,299 | 9,822 | 231 | 200 | (NA) |
| Millinery stores | (NA) | 10 | (NA) | 271 | 43 | 821 | 630 | 27 | 19 | (NA) |
| Clothing, specialty stores, n.e.c. | (NA) | 5 | (NA) | 202 | 24 | 480 | 355 | 13 | 7 | (NA) |
| Children's, infants' wear stores | 2 | 2 | (D) | (D) | (D) | (D) | (D) | (D) | (D) | (D) |
| Apparel stores, n.e.c. | 4 | 4 | (D) | (D) | (D) | (D) | (D) | (D) | (D) | (D) |
| Furniture, Home Furnishings, Appliance Dealers | | | | | | | | | | |
| Total | 42 | 58 | 10,878 | 10,474 | 1,426 | 27,892 | 26,287 | 424 | 360 | 91 |
| Furniture, home furnishings stores | 37 | 27 | 5,563 | 5,483 | 762 | 14,867 | 14,088 | 234 | 203 | 42 |
| Furniture stores | (NA) | 16 | (NA) | 4,588 | 542 | 11,289 | 10,630 | 124 | 159 | (NA) |
| Floor covering stores | (NA) | 5 | (NA) | 598 | 125 | 2,403 | 2,338 | 30 | 28 | (NA) |
| Home furnishings stores, n.e.c., antique stores | (NA) | 6 | (NA) | 297 | 95 | 1,175 | 1,120 | 20 | 16 | (NA) |
| Household appliance, radio, TV stores | 45 | 31 | 5,315 | 4,991 | 664 | 13,025 | 12,199 | 190 | 157 | 49 |
| Household appliance stores | (NA) | 10 | (NA) | 1,450 | 222 | 3,823 | 3,783 | 53 | 51 | (NA) |
| Appliance, radio, TV stores | (NA) | 17 | (NA) | 2,636 | 324 | 6,898 | 6,143 | 112 | 82 | (NA) |
| Radio, TV stores | (NA) | 4 | (NA) | 905 | 138 | 2,334 | 2,273 | 25 | 24 | (NA) |

Standard Notes: (D) Withheld to avoid disclosure. (NA) Not available. n.e.c. Not elsewhere classified. XXX Not applicable. (Z) Less than \$500. ... Represents zero.
¹ Group totals may include data for establishments without payroll which could not be classified by detailed kind of business.

Table 103. RETAIL TRADE: 1954 — STANDARD METROPOLITAN AREAS — Continued

Establishments, Sales, Payroll, and Personnel, by Kind of Business

| Standard metropolitan area and kind of business | Establishments | | Sales | | Payroll, entire year (\$1,000) | Payroll, workweek ended nearest Nov. 15 | | Paid employees, workweek ended nearest Nov. 15 | | Proprietors (unincorporated businesses only) (Number) |
|---|-----------------------------|-----------------------|--|---------------------------------------|--------------------------------|---|-------------------------|--|------------------------|---|
| | Total ¹ (Number) | With payroll (Number) | Total, all establishments ² (\$1,000) | Establishments with payroll (\$1,000) | | Total (Dollars) | Full workweek (Dollars) | Total (Number) | Full workweek (Number) | |
| KALAMAZOO STANDARD METROPOLITAN AREA—Con. | | | | | | | | | | |
| Automotive Group | | | | | | | | | | |
| Total..... | 58 | 52 | 33,218 | 32,872 | 3,645 | 62,557 | 61,839 | 768 | 744 | 42 |
| Passenger car dealers (franchised)..... | 25 | 25 | 27,707 | 27,707 | 3,015 | 50,082 | 49,771 | 605 | 595 | 7 |
| Passenger car dealers (nonfranchised)..... | 17 | 13 | 2,428 | 2,156 | 99 | 1,697 | 1,622 | 28 | 25 | 19 |
| Tire, battery, accessory dealers..... | 9 | 9 | 2,548 | 2,526 | 491 | 9,981 | 9,691 | 123 | 114 | 9 |
| Motorcycle, aircraft, boat dealers..... | 5 | 3 | (D) | (D) | (D) | (D) | (D) | (D) | (D) | (D) |
| Household trailer dealers..... | 2 | 2 | (D) | (D) | (D) | (D) | (D) | (D) | (D) | (D) |
| Automotive dealers, n.e.c..... | *** | *** | *** | *** | *** | *** | *** | *** | *** | *** |
| Gasoline Service Stations | | | | | | | | | | |
| Total..... | 160 | 134 | 10,910 | 10,262 | 877 | 16,734 | 14,223 | 361 | 229 | 183 |
| Lumber, Bldg. Matls., Hardware, Farm Equipment Dealers | | | | | | | | | | |
| Total..... | 82 | 70 | 17,174 | 16,946 | 2,362 | 41,429 | 39,461 | 593 | 526 | 59 |
| Farm equipment dealers..... | 15 | 13 | 1,860 | (D) | 200 | 3,395 | 3,395 | 48 | 48 | 11 |
| Lumber, building materials dealers..... | 31 | 25 | 9,939 | 9,841 | 1,309 | 23,822 | 23,110 | 298 | 270 | 20 |
| Paint, glass, wallpaper stores..... | 9 | 7 | 680 | (D) | 87 | 1,905 | 1,683 | 31 | 24 | 7 |
| Plumbing, electrical supply stores..... | 7 | 7 | 239 | 239 | 52 | 995 | 922 | 17 | 13 | 6 |
| Hardware stores..... | 20 | 18 | 4,456 | (D) | 714 | 11,312 | 10,351 | 199 | 171 | 15 |
| Drug Stores, Proprietary Stores | | | | | | | | | | |
| Total..... | 51 | 49 | 6,963 | (D) | 776 | 14,076 | 11,958 | 350 | 226 | 54 |
| Drug stores..... | (NA) | 43 | (NA) | (D) | 733 | 13,175 | 11,223 | 318 | 210 | (NA) |
| Proprietary stores..... | (NA) | 6 | (NA) | 451 | 43 | 901 | 735 | 32 | 16 | (NA) |
| Other Retail Stores | | | | | | | | | | |
| Total..... | 178 | 120 | 13,110 | (D) | 1,605 | 29,048 | 27,771 | 462 | 404 | 190 |
| Liquor stores..... | 16 | 14 | 1,420 | (D) | 103 | 1,726 | 1,580 | 29 | 24 | 22 |
| Fuel, ice dealers..... | 17 | 13 | 4,026 | 3,902 | 513 | 8,324 | 8,273 | 111 | 108 | 19 |
| Fuel dealers (coal, wood)..... | (NA) | 8 | (NA) | (D) | (D) | (D) | (D) | (D) | (D) | (NA) |
| Liquefied petroleum gas dealers..... | (NA) | 1 | (NA) | (D) | (D) | (D) | (D) | (D) | (D) | (NA) |
| Fuel oil dealers..... | (NA) | 4 | (NA) | 2,767 | 327 | 5,021 | 4,970 | 61 | 58 | (NA) |
| Ice dealers..... | (NA) | *** | (NA) | *** | *** | *** | *** | *** | *** | (NA) |
| Hay, grain, feed stores..... | 6 | 4 | 1,007 | (D) | 102 | 1,874 | 1,842 | 28 | 27 | 4 |
| Farm, garden supply stores..... | 10 | 4 | 514 | (D) | 57 | 1,016 | 888 | 14 | 10 | 9 |
| Jewelry stores..... | 18 | 14 | 1,194 | 1,138 | 194 | 3,932 | 3,806 | 61 | 56 | 16 |
| Book stores..... | 3 | 3 | (D) | (D) | (D) | (D) | (D) | (D) | (D) | (D) |
| Stationery stores..... | 2 | 2 | (D) | (D) | (D) | (D) | (D) | (D) | (D) | (D) |
| Sporting goods stores..... | 11 | 9 | 675 | (D) | 74 | 1,347 | 1,286 | 24 | 19 | 10 |
| Bicycle stores..... | 2 | 2 | (D) | (D) | (D) | (D) | (D) | (D) | (D) | (D) |
| Florists..... | 11 | 9 | 523 | (D) | 115 | 1,835 | 1,598 | 42 | 30 | 12 |
| Cigar stores, stands..... | 4 | 2 | 95 | (D) | (D) | (D) | (D) | (D) | (D) | (D) |
| News dealers, newsstands..... | 5 | 5 | 257 | 257 | 15 | 306 | 202 | 11 | 5 | 4 |
| Gift, novelty, souvenir stores..... | 11 | 5 | 205 | 185 | 23 | 391 | 386 | 10 | 9 | 14 |
| Music stores..... | 6 | 6 | 427 | 427 | 64 | 1,458 | 1,322 | 30 | 23 | 5 |
| Camera, photographic supply stores..... | 4 | 4 | 548 | 548 | 56 | 1,136 | 1,136 | 17 | 16 | 4 |
| Luggage, leather goods stores..... | 3 | 3 | 104 | 104 | 6 | 181 | 181 | 4 | 4 | 4 |
| Optical goods stores..... | 2 | 2 | (D) | (D) | (D) | (D) | (D) | (D) | (D) | (D) |
| Office, store machine and equipment dealers..... | 5 | 5 | 512 | 512 | 81 | 1,619 | 1,585 | 18 | 17 | 7 |
| Retail stores (except second-hand) n.e.c..... | 5 | 8 | 684 | 684 | 99 | 1,934 | 1,873 | 30 | 27 | 5 |
| Second-hand stores..... | 8 | 6 | 147 | (D) | 27 | 534 | 422 | 9 | 7 | 11 |
| Nonstore Retailers | | | | | | | | | | |
| Total..... | 43 | 15 | 2,626 | 2,334 | 549 | 11,389 | 11,263 | 160 | 154 | 38 |
| Mail order houses..... | *** | *** | *** | *** | *** | *** | *** | *** | *** | *** |
| Direct selling (house-to-house) organizations..... | 37 | 11 | 2,087 | (D) | 472 | 9,803 | 9,507 | 137 | 132 | 35 |
| Merchandise vending machine operators..... | 6 | 4 | 539 | (D) | 77 | 1,786 | 1,756 | 23 | 22 | 3 |

LANSING STANDARD METROPOLITAN AREA—Coextensive with Ingham County, Mich.

| | | | | | | | | | | |
|--|-------|-------|---------|---------|--------|---------|---------|--------|-------|-------|
| Retail trade, total..... | 1,606 | 1,304 | 251,097 | 244,529 | 29,836 | 577,231 | 530,511 | 11,006 | 8,722 | 1,674 |
| Food Stores | | | | | | | | | | |
| Total..... | 307 | 221 | 52,852 | 50,170 | 3,453 | 62,496 | 53,931 | 1,333 | 928 | 328 |
| Grocery stores..... | 242 | 176 | 49,236 | 46,916 | 3,014 | 53,365 | 45,584 | 1,105 | 752 | 259 |
| Meat markets..... | 8 | 6 | (D) | (D) | (D) | (D) | (D) | (D) | (D) | (D) |
| Fish (seafood) markets..... | 1 | 1 | (D) | (D) | (D) | (D) | (D) | (D) | (D) | (D) |
| Fruit stores, vegetable markets..... | 7 | 5 | 321 | (D) | 10 | 249 | 189 | 6 | 4 | 12 |
| Candy, nut, confectionery stores..... | 12 | 9 | 394 | 324 | 55 | 1,058 | 991 | 32 | 24 | 10 |
| Bakery products stores..... | 21 | 15 | 854 | 804 | 210 | 4,558 | 4,278 | 126 | 102 | 26 |
| Bakeries, with baking on premises..... | (NA) | 12 | (NA) | (D) | (D) | (D) | (D) | (D) | (D) | (NA) |
| Bakeries, without baking on premises..... | (NA) | 3 | (NA) | (D) | (D) | (D) | (D) | (D) | (D) | (NA) |
| Delicatessen stores..... | 7 | 5 | 685 | (D) | 37 | 618 | 606 | 9 | 8 | 6 |
| Food stores, n.e.c..... | 9 | 5 | 162 | 146 | 21 | 778 | 778 | 15 | 15 | 9 |
| Eating, Drinking Places | | | | | | | | | | |
| Total..... | 278 | 262 | 15,319 | 15,035 | 3,431 | 67,804 | 60,626 | 1,757 | 1,354 | 347 |
| Eating places (except refreshment stands)..... | 163 | 149 | 9,635 | 9,457 | 2,527 | 49,321 | 44,087 | 1,302 | 1,024 | 203 |
| Restaurants, cafeterias..... | (NA) | 144 | (NA) | 8,498 | 2,221 | 44,262 | 40,297 | 1,191 | 949 | (NA) |
| Caterers..... | (NA) | 1 | (NA) | (D) | (D) | (D) | (D) | (D) | (D) | (NA) |
| In-plant food contractors..... | (NA) | 4 | (NA) | (D) | (D) | (D) | (D) | (D) | (D) | (NA) |
| Refreshment stands..... | 28 | 28 | 1,014 | (D) | 160 | 3,426 | 2,976 | 93 | 61 | 28 |
| Drinking places..... | 87 | 85 | 4,670 | (D) | 744 | 15,057 | 13,563 | 362 | 269 | 116 |
| General Merchandise Group | | | | | | | | | | |
| Total..... | 49 | 41 | 33,734 | 33,590 | 5,044 | 115,069 | 103,338 | 2,563 | 1,947 | 29 |
| Department stores..... | 7 | 7 | 26,704 | 26,704 | 3,953 | 92,605 | 84,514 | 1,858 | 1,498 | *** |
| Dry goods, general merchandise stores..... | 17 | 11 | (D) | 1,445 | (D) | (D) | (D) | (D) | (D) | (D) |
| General stores..... | 2 | 2 | (D) | (D) | (D) | (D) | (D) | (D) | (D) | (D) |
| Variety stores..... | 23 | 21 | 5,224 | (D) | 892 | 19,148 | 15,749 | 613 | 373 | 10 |

Standard notes: (D) Withheld to avoid disclosure. (NA) Not available. n.e.c. Not elsewhere classified. XXX Not applicable. (Z) Less than \$500. ... Represents zero.
¹ Group totals may include data for establishments without payroll which could not be classified by detailed kind of business.

Table 103. RETAIL TRADE: 1954 — STANDARD METROPOLITAN AREAS — Continued

Establishments, Sales, Payroll, and Personnel, by Kind of Business

| Standard metropolitan area and kind of business | Establishments | | Sales | | Payroll, entire year (\$1,000) | Payroll, workweek ended nearest Nov. 15 | | Paid employees, workweek ended nearest Nov. 15 | | Proprietors (unincorporated businesses only) ¹ (Number) |
|---|-----------------------------|-----------------------|--|---------------------------------------|--------------------------------|---|-------------------------|--|------------------------|--|
| | Total ¹ (Number) | With payroll (Number) | Total, all establishments ¹ (\$1,000) | Establishments with payroll (\$1,000) | | Total (Dollars) | Full workweek (Dollars) | Total (Number) | Full workweek (Number) | |
| LANSING STANDARD METROPOLITAN AREA—Con. | | | | | | | | | | |
| Apparel, Accessories Stores | | | | | | | | | | |
| Total | 128 | 122 | 15,355 | 15,315 | 2,217 | 42,374 | 38,902 | 871 | 680 | 82 |
| Shoe stores | 35 | 35 | 3,531 | 3,531 | 476 | 8,856 | 7,531 | 165 | 93 | 22 |
| Men's shoe stores | 4 | 4 | (D) | (D) | (D) | (D) | (D) | (D) | (D) | (D) |
| Women's shoe stores | 8 | 8 | 1,165 | 1,165 | 135 | 2,717 | 2,251 | 48 | (D) | (D) |
| Children's, juveniles' shoe stores | 1 | 1 | (D) | (D) | (D) | (D) | (D) | (D) | (D) | (D) |
| Family shoe stores | 22 | 22 | 1,966 | 1,966 | 307 | 5,473 | 4,670 | 105 | 58 | 12 |
| Men's, boys' clothing and furnishings stores | 24 | 24 | 4,481 | 4,481 | 686 | 11,095 | 10,033 | 205 | 149 | 13 |
| Men's, boys' clothing stores | 16 | 16 | 2,989 | 2,989 | 465 | 7,712 | 7,024 | 138 | 99 | 9 |
| Men's, boys' furnishings stores | 8 | 8 | 1,492 | 1,492 | 221 | 3,383 | 3,009 | 67 | 50 | 4 |
| Family clothing stores | 7 | 7 | 882 | 882 | 111 | 2,296 | 2,081 | 60 | 40 | 16 |
| Women's clothing, specialty stores | 47 | 45 | 5,626 | (D) | 815 | 16,788 | 16,272 | 387 | 349 | 17 |
| Ready-to-wear stores | (NA) | 30 | (NA) | 4,937 | 71 | 14,764 | 14,366 | 358 | 307 | (NA) |
| Millinery stores | (NA) | 10 | (NA) | (D) | 71 | 1,524 | 1,436 | 35 | 31 | (NA) |
| Clothing, specialty stores, n.e.c. | (NA) | 5 | (NA) | (D) | 27 | 500 | 470 | 14 | 11 | (NA) |
| Children's, infants' wear stores | 4 | 2 | (D) | (D) | (D) | (D) | (D) | (D) | (D) | (D) |
| Apparel stores, n.e.c. | 11 | 9 | (D) | (D) | (D) | (D) | (D) | (D) | (D) | (D) |
| Furniture, Home Furnishings, Appliance Dealers | | | | | | | | | | |
| Total | 91 | 69 | 9,252 | 8,842 | 1,298 | 25,462 | 23,696 | 402 | 351 | 103 |
| Furniture, home furnishings stores | 36 | 32 | 6,273 | 6,259 | 891 | 17,149 | 16,452 | 256 | 230 | 41 |
| Furniture stores | (NA) | 22 | (NA) | 5,138 | 700 | 13,197 | 12,670 | 197 | 176 | (NA) |
| Floor covering stores | (NA) | 4 | (NA) | 744 | 129 | 2,732 | 2,575 | 36 | 32 | (NA) |
| Home furnishings stores, n.e.c., antique stores | (NA) | 6 | (NA) | 377 | 62 | 1,220 | 1,207 | 23 | 22 | (NA) |
| Household appliance, radio, TV stores | 55 | 37 | 2,979 | 2,583 | 407 | 8,313 | 7,244 | 146 | 121 | 62 |
| Household appliance stores | (NA) | 17 | (NA) | 1,154 | 193 | 3,701 | 3,043 | 60 | 49 | (NA) |
| Appliance, radio, TV stores | (NA) | 8 | (NA) | 958 | 110 | 2,250 | 2,119 | 43 | 39 | (NA) |
| Radio, TV stores | (NA) | 12 | (NA) | 471 | 104 | 2,362 | 2,082 | 43 | 33 | (NA) |
| Automotive Group | | | | | | | | | | |
| Total | 99 | 91 | 54,556 | 54,328 | 5,519 | 96,657 | 95,373 | 1,215 | 1,143 | 75 |
| Passenger car dealers (franchised) | 48 | 46 | 46,304 | (D) | 4,739 | 81,982 | 81,370 | 1,008 | 962 | 32 |
| Passenger car dealers (nonfranchised) | 21 | 19 | 3,487 | (D) | 123 | 2,902 | 2,847 | 45 | 42 | 25 |
| Tire, battery, accessory dealers | 15 | 15 | 2,713 | 2,713 | 533 | 9,982 | 9,427 | 137 | 116 | 5 |
| Motorcycle, aircraft, boat dealers | 4 | 2 | 159 | (D) | (D) | (D) | (D) | (D) | (D) | (D) |
| Household trailer dealers | 11 | 9 | 1,893 | (D) | (D) | (D) | (D) | (D) | (D) | (D) |
| Automotive dealers, n.e.c. | ... | ... | ... | ... | ... | ... | ... | ... | ... | ... |
| Gasoline Service Stations | | | | | | | | | | |
| Total | 207 | 173 | 16,840 | 16,008 | 1,370 | 28,701 | 25,042 | 565 | 410 | 230 |
| Lumber, Bldg. Mats., Hardware, Farm Equipment Dealers | | | | | | | | | | |
| Total | 117 | 99 | 21,878 | 21,480 | 3,555 | 64,077 | 60,204 | 848 | 741 | 147 |
| Farm equipment dealers | 17 | 17 | 3,732 | 3,732 | 373 | 6,547 | 6,522 | 87 | 86 | 26 |
| Lumber, building materials dealers | 32 | 30 | 11,939 | (D) | 2,103 | 35,247 | 33,213 | 436 | 393 | 30 |
| Paint, glass, wallpaper stores | 16 | 10 | 820 | (D) | 108 | 2,413 | 2,325 | 34 | 29 | 21 |
| Plumbing, electrical supply stores | 12 | 12 | 1,658 | 1,658 | 470 | 9,973 | 9,511 | 114 | 106 | 12 |
| Hardware stores | 40 | 30 | 3,729 | 3,541 | 501 | 9,897 | 8,633 | 177 | 127 | 58 |
| Drug Stores, Proprietary Stores | | | | | | | | | | |
| Total | 75 | 73 | 8,341 | (D) | 1,083 | 19,620 | 16,795 | 502 | 327 | 76 |
| Drug stores | (NA) | 72 | (NA) | (D) | (D) | (D) | (D) | (D) | (D) | (NA) |
| Proprietary stores | (NA) | 1 | (NA) | (D) | (D) | (D) | (D) | (D) | (D) | (NA) |
| Other Retail Stores | | | | | | | | | | |
| Total | 196 | 136 | 19,466 | (D) | 2,107 | 40,943 | 38,500 | 716 | 622 | 193 |
| Liquor stores | 9 | 9 | 1,160 | 1,160 | 38 | 685 | 598 | 17 | 12 | 8 |
| Fuel, ice dealers | 19 | 15 | 2,646 | 2,556 | 386 | 7,161 | 7,130 | 106 | 104 | 18 |
| Fuel dealers (coal, wood) | (NA) | 11 | (NA) | 1,394 | 234 | 4,523 | 4,523 | 68 | 68 | (NA) |
| Liquefied petroleum gas dealers | (NA) | 1 | (NA) | (D) | (D) | (D) | (D) | (D) | (D) | (NA) |
| Fuel oil dealers | (NA) | 3 | (NA) | (D) | (D) | (D) | (D) | (D) | (D) | (NA) |
| Ice dealers | (NA) | ... | (NA) | ... | ... | ... | ... | ... | ... | (NA) |
| Hay, grain, feed stores | 16 | 14 | 4,894 | (D) | 241 | 5,608 | 5,206 | 94 | 84 | 7 |
| Farm, garden supply stores | 2 | 2 | (D) | (D) | (D) | (D) | (D) | (D) | (D) | (D) |
| Jewelry stores | 34 | 20 | 3,652 | 3,478 | 473 | 10,973 | 10,165 | 174 | 156 | 35 |
| Book stores | 4 | 4 | 497 | 497 | 65 | 868 | 837 | 24 | 22 | 2 |
| Stationery stores | 1 | 1 | (D) | (D) | (D) | (D) | (D) | (D) | (D) | (D) |
| Sporting goods stores | 20 | 11 | 1,154 | 962 | 117 | 2,113 | 1,991 | 28 | 22 | 20 |
| Bicycle stores | 4 | 4 | 197 | 197 | 19 | 345 | 345 | 7 | 7 | 4 |
| Florists | 15 | 13 | 692 | (D) | 123 | 2,357 | 2,187 | 55 | 45 | 21 |
| Cigar stores, stands | 8 | 4 | 121 | (D) | (D) | (D) | (D) | (D) | (D) | (D) |
| News dealers, newsstands | 4 | 2 | 200 | (D) | (D) | (D) | (D) | (D) | (D) | (D) |
| Gift, novelty, souvenir stores | 10 | 6 | 174 | 160 | 14 | 324 | 285 | 10 | 8 | 12 |
| Music stores | 11 | 7 | 712 | 624 | 68 | 1,475 | 1,308 | 27 | 21 | 12 |
| Camera, photographic supply stores | 5 | 5 | 832 | 832 | 178 | 2,130 | 2,116 | 47 | 44 | 2 |
| Luggage, leather goods stores | 2 | 2 | (D) | (D) | (D) | (D) | (D) | (D) | (D) | (D) |
| Optical goods stores | 1 | 1 | (D) | (D) | (D) | (D) | (D) | (D) | (D) | (D) |
| Office, store machine and equipment dealers | 4 | 2 | 185 | (D) | (D) | (D) | (D) | (D) | (D) | (D) |
| Retail stores (except second-hand) n.e.c. | 9 | 9 | 434 | 434 | 46 | 1,157 | 1,023 | 25 | 16 | 9 |
| Second-hand stores | 10 | 8 | 573 | (D) | 65 | 1,269 | 1,159 | 23 | 17 | 12 |
| Nonstore Retailers | | | | | | | | | | |
| Total | 59 | 17 | 3,504 | 2,980 | 759 | 14,333 | 14,104 | 234 | 219 | 64 |
| Mail order houses | ... | ... | ... | ... | ... | ... | ... | ... | ... | ... |
| Direct selling (house-to-house) organizations | 53 | 15 | (D) | (D) | (D) | (D) | (D) | (D) | (D) | (D) |
| Merchandise vending machine operators | 6 | 2 | (D) | (D) | (D) | (D) | (D) | (D) | (D) | (D) |
| SAGINAW STANDARD METROPOLITAN AREA—Coextensive with Saginaw County, Mich. | | | | | | | | | | |
| Retail trade, total | | | | | | | | | | |
| | 1,520 | 1,170 | 187,884 | 179,932 | 19,732 | 371,418 | 336,334 | 7,609 | 5,835 | 1,617 |
| Food Stores | | | | | | | | | | |
| Total | 318 | 212 | 37,510 | 34,274 | 2,203 | 46,913 | 38,793 | 1,025 | 714 | 371 |
| Grocery stores | 253 | 169 | 33,295 | 30,589 | 1,771 | 38,603 | 31,403 | 343 | 243 | 306 |
| Meat markets | 10 | 8 | 1,710 | (D) | 160 | 3,023 | 2,690 | 54 | 35 | 9 |

Standard Notes: (D) Withheld to avoid disclosure. (NA) Not available. n.e.c. Not elsewhere classified. XXX Not applicable. (Z) Less than \$500. ... Represents zero.
¹ Group totals may include data for establishments without payroll which could not be classified by detailed kind of business.

Table 103. RETAIL TRADE: 1954 — STANDARD METROPOLITAN AREAS — Continued

Establishments, Sales, Payroll, and Personnel, by Kind of Business

| Standard metropolitan area and kind of business | Establishments | | Sales | | Payroll, entire year (\$1,000) | Payroll, workweek ended nearest Nov. 15 | | Paid employees, workweek ended nearest Nov. 15 | | Proprietors (unincorporated businesses only) (Number) |
|---|-----------------------------|-----------------------|--|---------------------------------------|--------------------------------|---|-------------------------|--|------------------------|---|
| | Total ¹ (Number) | With payroll (Number) | Total, all establishments ¹ (\$1,000) | Establishments with payroll (\$1,000) | | Total (Dollars) | Full workweek (Dollars) | Total (Number) | Full workweek (Number) | |
| SAGINAW STANDARD METROPOLITAN AREA—Con. | | | | | | | | | | |
| Food Stores—Con. | | | | | | | | | | |
| Fish (seafood) markets | 1 | 1 | (D) | (D) | (D) | (D) | (D) | (D) | (D) | (D) |
| Fruit stores, vegetable markets | 12 | 2 | (D) | (D) | (D) | (D) | (D) | (D) | (D) | (D) |
| Candy, nut, confectionery stores | 7 | 7 | 280 | 280 | 28 | 679 | 599 | 17 | 12 | 6 |
| Bakery products stores | 16 | 14 | 664 | (D) | 139 | 2,658 | 2,293 | 71 | 50 | 17 |
| Bakeries, with baking on premises | (NA) | 14 | (NA) | 656 | 139 | 2,658 | 2,293 | 71 | 50 | (NA) |
| Bakeries, without baking on premises | (NA) | ••• | (NA) | ••• | ••• | ••• | ••• | ••• | ••• | (NA) |
| Delicatessen stores | ••• | ••• | ••• | ••• | ••• | ••• | ••• | ••• | ••• | ••• |
| Food stores, n.e.c. | 19 | 11 | 1,192 | 950 | 92 | 1,848 | 1,706 | 38 | 32 | 18 |
| Eating, Drinking Places | | | | | | | | | | |
| Total | 293 | 267 | 12,589 | 12,099 | 2,384 | 47,673 | 42,163 | 1,454 | 1,078 | 343 |
| Eating places (except refreshment stands) | 125 | 117 | 5,626 | 5,626 | 1,349 | 26,882 | 23,502 | 864 | 627 | 150 |
| Restaurants, cafeterias | (NA) | 113 | (NA) | 5,457 | 1,306 | 25,770 | 22,681 | 840 | 613 | (NA) |
| Caterers | (NA) | ••• | (NA) | ••• | ••• | ••• | ••• | ••• | ••• | (NA) |
| In-plant food contractors | (NA) | 4 | (NA) | 169 | 43 | 1,112 | 821 | 24 | 14 | (NA) |
| Refreshment stands | 16 | 14 | 556 | (D) | 102 | 2,250 | 1,799 | 77 | 52 | 19 |
| Drinking places | 150 | 136 | 6,265 | (D) | 933 | 18,541 | 16,862 | 513 | 399 | 172 |
| General Merchandise Group | | | | | | | | | | |
| Total | 44 | 36 | 20,351 | 20,147 | 3,145 | 62,177 | 53,810 | 1,428 | 971 | 36 |
| Department stores | 6 | 6 | 13,200 | 13,200 | 2,078 | 42,403 | 36,769 | 853 | 587 | ••• |
| Dry goods, general merchandise stores | 19 | 13 | 3,544 | 3,364 | 550 | 9,565 | 9,309 | 210 | 187 | 17 |
| General stores | 4 | 4 | 261 | (D) | 10 | 295 | 196 | 11 | 6 | 4 |
| Variety stores | 15 | 13 | 3,346 | (D) | 507 | 9,914 | 7,536 | 354 | 191 | 15 |
| Apparel, Accessories Stores | | | | | | | | | | |
| Total | 130 | 120 | 14,641 | 14,445 | 1,953 | 35,457 | 32,258 | 782 | 580 | 94 |
| Shoe stores | 23 | 21 | 2,575 | (D) | 344 | 6,087 | 5,400 | 126 | 79 | 11 |
| Men's shoe stores | (NA) | 2 | (NA) | (D) | (D) | (D) | (D) | (D) | (D) | (NA) |
| Women's shoe stores | (NA) | 2 | (NA) | (D) | (D) | (D) | (D) | (D) | (D) | (NA) |
| Children's, juveniles' shoe stores | (NA) | ••• | (NA) | ••• | ••• | ••• | ••• | ••• | ••• | (NA) |
| Family shoe stores | (NA) | 17 | (NA) | 2,037 | 296 | 5,344 | 4,729 | 109 | 65 | (NA) |
| Men's, boys' clothing and furnishings stores | (NA) | 25 | (NA) | (D) | 335 | 6,278 | 5,891 | 110 | 85 | (NA) |
| Men's, boys' clothing stores | (NA) | 20 | (NA) | 2,387 | 297 | 5,626 | 5,298 | 96 | 76 | (NA) |
| Men's, boys' furnishings stores | (NA) | 5 | (NA) | 414 | 38 | 652 | 593 | 14 | 9 | (NA) |
| Family clothing stores | (NA) | 12 | (NA) | 2,685 | 462 | 7,383 | 6,862 | 150 | 119 | (NA) |
| Women's clothing, specialty stores | 54 | 50 | 5,780 | 5,762 | 729 | 13,748 | 12,377 | 352 | 266 | 34 |
| Ready-to-wear stores | (NA) | 31 | (NA) | 4,868 | 581 | 11,148 | 9,870 | 295 | 214 | (NA) |
| Millinery stores | (NA) | 11 | (NA) | 317 | 51 | 969 | 944 | 23 | 22 | (NA) |
| Clothing, specialty stores, n.e.c. | (NA) | 8 | (NA) | 577 | 97 | 1,631 | 1,563 | 34 | 30 | (NA) |
| Children's, infants' wear stores | 6 | 6 | 385 | 385 | 30 | 640 | 412 | 22 | 10 | 12 |
| Apparel stores, n.e.c. | 8 | 6 | 379 | (D) | 53 | 1,321 | 1,316 | 22 | 21 | 8 |
| Furniture, Home Furnishings, Appliance Dealers | | | | | | | | | | |
| Total | 80 | 74 | 9,285 | 9,169 | 1,180 | 21,129 | 20,432 | 337 | 307 | 84 |
| Furniture, home furnishings stores | 40 | 36 | 5,406 | (D) | 690 | 11,446 | 11,086 | 170 | 156 | 42 |
| Furniture stores | (NA) | 17 | (NA) | 4,352 | 530 | 8,851 | 8,587 | 123 | 114 | (NA) |
| Floor covering stores | (NA) | 7 | (NA) | 542 | 98 | 1,565 | 1,532 | 24 | 23 | (NA) |
| Home furnishings stores, n.e.c., antique stores | (NA) | 12 | (NA) | (D) | 62 | 1,030 | 967 | 23 | 19 | (NA) |
| Household appliance, radio, TV stores | 40 | 38 | 3,879 | (D) | 490 | 9,683 | 9,346 | 167 | 151 | 42 |
| Household appliance stores | (NA) | 15 | (NA) | 1,678 | 198 | 3,732 | 3,607 | 63 | 58 | (NA) |
| Appliance, radio, TV stores | (NA) | 11 | (NA) | 1,360 | 163 | 3,179 | 3,050 | 58 | 51 | (NA) |
| Radio, TV stores | (NA) | 12 | (NA) | (D) | 129 | 2,772 | 2,689 | 46 | 42 | (NA) |
| Automotive Group | | | | | | | | | | |
| Total | 88 | 70 | 44,810 | 44,356 | 4,113 | 69,265 | 67,805 | 901 | 854 | 88 |
| Passenger car dealers (franchised) | 33 | 33 | 40,295 | 40,295 | 3,668 | 60,638 | 59,767 | 759 | 739 | 36 |
| Passenger car dealers (nonfranchised) | 19 | 13 | 1,447 | 1,163 | 88 | 1,570 | 1,423 | 22 | 18 | 25 |
| Tire, battery, accessory dealers | 26 | 18 | 2,039 | 1,927 | 285 | 5,573 | 5,172 | 98 | 77 | 20 |
| Motorcycle, aircraft, boat dealers | 4 | 2 | 137 | (D) | (D) | (D) | (D) | (D) | (D) | (D) |
| Household trailer dealers | 6 | 4 | 892 | (D) | (D) | (D) | (D) | (D) | (D) | (D) |
| Automotive dealers, n.e.c. | ••• | ••• | ••• | ••• | ••• | ••• | ••• | ••• | ••• | ••• |
| Gasoline Service Stations | | | | | | | | | | |
| Total | 154 | 124 | 11,970 | 10,890 | 882 | 17,341 | 14,771 | 380 | 258 | 169 |
| Lumber, Bldg. Mats., Hardware, Farm Equipment Dealers | | | | | | | | | | |
| Total | 119 | 99 | 17,298 | 16,868 | 1,994 | 36,391 | 34,882 | 561 | 506 | 116 |
| Farm equipment dealers | 22 | 20 | 4,231 | (D) | 359 | 6,517 | 6,370 | 110 | 101 | 24 |
| Lumber, building materials dealers | 29 | 29 | 8,152 | 8,152 | 989 | 17,866 | 16,999 | 236 | 214 | 14 |
| Paint, glass, wallpaper stores | 15 | 9 | 869 | 773 | 102 | 2,469 | 2,399 | 38 | 35 | 13 |
| Plumbing, electrical supply stores | 10 | 8 | 587 | (D) | 133 | 2,538 | 2,400 | 41 | 37 | 9 |
| Hardware stores | 43 | 33 | 3,459 | 3,229 | 411 | 7,001 | 6,714 | 136 | 119 | 56 |
| Drug Stores, Proprietary Stores | | | | | | | | | | |
| Total | 55 | 53 | 6,776 | (D) | 605 | 11,784 | 9,907 | 301 | 209 | 61 |
| Drug stores | (NA) | 51 | (NA) | (D) | (D) | (D) | (D) | (D) | (D) | (NA) |
| Proprietary stores | (NA) | 2 | (NA) | (D) | (D) | (D) | (D) | (D) | (D) | (NA) |
| Other Retail Stores | | | | | | | | | | |
| Total | 177 | 99 | 10,586 | (D) | 1,136 | 20,809 | 19,173 | 401 | 323 | 191 |
| Liquor stores | 7 | 7 | 802 | 802 | 29 | 475 | 253 | 16 | 8 | 9 |
| Fuel, ice dealers | 20 | 18 | 3,373 | (D) | 354 | 5,901 | 5,418 | 107 | 86 | 17 |
| Fuel dealers (coal, wood) | (NA) | 13 | (NA) | 1,536 | 192 | 2,824 | 2,486 | 56 | 41 | (NA) |
| Liquefied petroleum gas dealers | (NA) | 3 | (NA) | (D) | (D) | (D) | (D) | (D) | (D) | (NA) |
| Fuel oil dealers | (NA) | 2 | (NA) | (D) | (D) | (D) | (D) | (D) | (D) | (NA) |
| Ice dealers | (NA) | ••• | (NA) | ••• | ••• | ••• | ••• | ••• | ••• | (NA) |
| Hay, grain, feed stores | 5 | 1 | 655 | (D) | (D) | (D) | (D) | (D) | (D) | (D) |
| Farm, garden supply stores | 6 | ••• | 48 | ••• | ••• | ••• | ••• | ••• | ••• | 6 |
| Jewelry stores | 23 | 13 | 1,094 | 938 | 151 | 2,929 | 2,758 | 55 | 44 | 31 |
| Book stores | 4 | 2 | 77 | (D) | (D) | (D) | (D) | (D) | (D) | (D) |
| Stationery stores | 5 | 3 | 597 | (D) | (D) | (D) | (D) | (D) | (D) | (D) |
| Sporting goods stores | 5 | 5 | 423 | 423 | 40 | 598 | 500 | 12 | 9 | 8 |
| Bicycle stores | 4 | 2 | 27 | (D) | (D) | (D) | (D) | (D) | (D) | (D) |
| Florists | 7 | 7 | 358 | 354 | 73 | 1,264 | 1,186 | 37 | 29 | 6 |

Standard Notes: (D) Withheld to avoid disclosure. (NA) Not available. n.e.c. Not elsewhere classified. XXX Not applicable. (Z) Less than \$500. . . . Represents zero.
¹ Group totals may include data for establishments without payroll which could not be classified by detailed kind of business.

RETAIL TRADE—AREA STATISTICS

Table 103. RETAIL TRADE: 1954 — STANDARD METROPOLITAN AREAS — Continued

Establishments, Sales, Payroll, and Personnel, by Kind of Business

| Standard metropolitan area and kind of business | Establishments | | Sales | | Payroll, entire year (\$1,000) | Payroll, workweek ended nearest Nov. 15 | | Paid employees, workweek ended nearest Nov. 15 | | Proprietors (un- incorporated businesses only) ¹ (Number) |
|--|--------------------|-----------------|--|-------------------------------------|---|--|------------------|--|------------------|--|
| | Total ¹ | With payroll | Total, all establish- ments ¹ | Establish- ments with payroll | | Total | Full workweek | Total | Full workweek | |
| | (Number) | (Number) | (\$1,000) | (\$1,000) | (Dollars) | (Dollars) | (Number) | (Number) | | |
| SAGINAW STANDARD METROPOLITAN AREA—Con. | | | | | | | | | | |
| Other Retail Stores—Con. | | | | | | | | | | |
| Cigar stores, stands..... | 14 | 4 | 152 | 90 | 8 | 205 | 200 | 7 | 6 | 17 |
| News dealers, newsstands..... | 2 | 2 | (D) | (D) | (D) | (D) | (D) | (D) | (D) | (D) |
| Gift, novelty, souvenir stores..... | 4 | 2 | 63 | (D) | (D) | (D) | (D) | (D) | (D) | (D) |
| Music stores..... | 7 | 5 | 487 | (D) | 86 | 1,600 | 1,320 | 32 | 23 | 4 |
| Camera, photographic supply stores..... | 3 | 3 | 378 | 378 | 33 | 702 | 672 | 12 | 9 | 2 |
| Luggage, leather goods stores..... | 1 | 1 | (D) | (D) | (D) | (D) | (D) | (D) | (D) | (D) |
| Optical goods stores..... | 2 | 2 | (D) | (D) | (D) | (D) | (D) | (D) | (D) | (D) |
| Office, store machine and equipment dealers..... | ••• | ••• | ••• | ••• | ••• | ••• | ••• | ••• | ••• | ••• |
| Retail stores (except second-hand) n.e.c..... | 8 | 8 | 279 | 279 | 61 | 1,258 | 1,203 | 22 | 20 | 7 |
| Second-hand stores..... | 24 | 14 | 1,053 | 999 | 121 | 2,531 | 2,434 | 40 | 35 | 24 |
| Nonstore Retailers | | | | | | | | | | |
| Mail order houses..... | 62 | 16 | 2,068 | 1,376 | 137 | 2,479 | 2,340 | 39 | 33 | 64 |
| Direct selling (house-to-house) organizations..... | 2 | ••• | (D) | ••• | ••• | ••• | ••• | ••• | ••• | 2 |
| Merchandise vending machine operators..... | 49 | 11 | 1,224 | (D) | (D) | (D) | (D) | (D) | (D) | (D) |
| | 11 | 5 | (D) | (D) | (D) | (D) | (D) | (D) | (D) | (D) |

Standard Notes: (D) Withheld to avoid disclosure. (NA) Not available. n.e.c. Not elsewhere classified. XXX Not applicable. (Z) Less than \$500. ... Represents zero.
¹ Group totals may include data for establishments without payroll which could not be classified by detailed kind of business.

Table 103A. RETAIL TRADE: 1948¹— STANDARD METROPOLITAN AREAS

Establishments and Sales, by Kind of Business

| Kind of business | Establishments, 1948 | | | | Sales, 1948 | | | | Establishments, 1948 | | | | Sales, 1948 | | | |
|---|----------------------|-----------------------------|--|--|-------------------|-----------------------------|--|--|----------------------|-----------------------------|--|--|-------------------|-----------------------------|--|--|
| | Total (Number) | With payroll (Number) | Total, all establish- ments (\$1,000) | Establish- ments with payroll (\$1,000) | Total (Number) | With payroll (Number) | Total, all establish- ments (\$1,000) | Establish- ments with payroll (\$1,000) | Total (Number) | With payroll (Number) | Total, all establish- ments (\$1,000) | Establish- ments with payroll (\$1,000) | Total (Number) | With payroll (Number) | Total, all establish- ments (\$1,000) | Establish- ments with payroll (\$1,000) |
| | | | | | | | | | | | | | | | | |
| BAY CITY STANDARD METROPOLITAN AREA | | | | | | | | | | | | | | | | |
| Retail trade, total..... | 1,042 | 748 | 76,111 | 69,746 | 27,341 | 20,039 | 2,971,891 | 2,814,713 | 2,671 | 1,991 | 243,426 | 228,346 | | | | |
| Food stores..... | 295 | 152 | 18,165 | 14,713 | 7,844 | 4,501 | 625,908 | 547,766 | 651 | 400 | 59,384 | 52,829 | | | | |
| Eating, drinking places..... | 195 | 170 | 5,957 | 5,587 | 5,849 | 5,261 | 245,475 | 237,279 | 543 | 484 | 15,445 | 14,769 | | | | |
| General merchandise group..... | 22 | 21 | 9,774 | (D) | 591 | 449 | 435,651 | 433,680 | 74 | 56 | 23,359 | 23,123 | | | | |
| Apparel, accessories stores..... | 72 | 58 | 5,534 | 5,351 | 2,142 | 1,720 | 241,590 | 235,073 | 145 | 119 | 16,766 | 16,394 | | | | |
| Furniture, home furnishings, appliance dealers..... | 59 | 47 | 5,135 | 4,957 | 1,284 | 1,016 | 132,300 | 127,496 | 116 | 89 | 10,969 | 10,342 | | | | |
| Automotive group..... | 55 | 48 | 10,556 | 10,079 | 1,176 | 1,011 | 615,066 | 605,174 | 164 | 125 | 48,484 | 46,559 | | | | |
| Gasoline service stations..... | 120 | 84 | 5,397 | 4,712 | 2,923 | 2,100 | 146,827 | 126,855 | 375 | 257 | 15,260 | 12,836 | | | | |
| Lumber, building materials, hardware, farm equipment dealers..... | 74 | 59 | 6,815 | 6,516 | 1,404 | 1,055 | 174,059 | 166,872 | 221 | 173 | 25,197 | 22,273 | | | | |
| Drug stores, proprietary stores..... | 33 | 29 | 2,784 | 2,705 | 1,111 | 987 | 128,698 | 125,921 | 99 | 95 | 9,497 | 9,401 | | | | |
| Other retail stores..... | 115 | 78 | (D) | 4,926 | 2,941 | 1,865 | 201,157 | (D) | 272 | 182 | 18,228 | 16,983 | | | | |
| Nonstore retailers..... | 2 | 2 | (D) | (D) | 76 | 74 | 25,160 | (D) | 11 | 11 | 2,837 | 2,837 | | | | |
| DETROIT STANDARD METROPOLITAN AREA | | | | | | | | | | | | | | | | |
| Retail trade, total..... | 2,875 | 2,220 | 289,327 | 272,753 | 1,129 | 868 | 102,405 | 96,445 | 1,200 | 943 | 120,029 | 114,474 | | | | |
| Food stores..... | 678 | 466 | 61,475 | 55,760 | 272 | 174 | 23,415 | 20,685 | 257 | 178 | 25,480 | 23,681 | | | | |
| Eating, drinking places..... | 478 | 429 | 17,380 | 16,613 | 233 | 200 | 7,165 | 6,669 | 209 | 187 | 6,872 | 6,641 | | | | |
| General merchandise group..... | 77 | 69 | 41,836 | 41,728 | 23 | 19 | 12,216 | 12,188 | 36 | 29 | 11,864 | 11,726 | | | | |
| Apparel, accessories stores..... | 217 | 178 | 25,309 | 24,618 | 58 | 54 | 6,799 | 6,746 | 81 | 69 | 9,348 | 9,181 | | | | |
| Furniture, home furnishings, appliance dealers..... | 160 | 119 | 14,789 | 13,840 | 45 | 37 | 4,469 | 4,349 | 66 | 50 | 7,044 | 6,833 | | | | |
| Automotive group..... | 183 | 131 | 42,329 | 39,228 | 85 | 66 | 17,233 | 16,338 | 72 | 61 | 19,810 | 19,311 | | | | |
| Gasoline service stations..... | 395 | 276 | 16,964 | 14,086 | 145 | 108 | 6,606 | 5,996 | 171 | 120 | 7,840 | 6,713 | | | | |
| Lumber, building materials, hardware, farm equipment dealers..... | 201 | 164 | 24,047 | 23,136 | 84 | 74 | 11,127 | 10,975 | 81 | 70 | 12,606 | 12,402 | | | | |
| Drug stores, proprietary stores..... | 118 | 116 | 13,481 | (D) | 42 | 34 | 4,137 | 3,953 | 48 | 45 | 5,149 | 5,087 | | | | |
| Other retail stores..... | 344 | 250 | 25,412 | 24,098 | 135 | 97 | 7,819 | (D) | 173 | 131 | 13,162 | 12,534 | | | | |
| Nonstore retailers..... | 24 | 22 | 6,305 | (D) | 7 | 5 | 1,419 | (D) | 6 | 3 | 854 | 365 | | | | |
| FLINT STANDARD METROPOLITAN AREA | | | | | | | | | | | | | | | | |
| Retail trade, total..... | 1,537 | 1,244 | 177,964 | 170,666 | 1,474 | 1,112 | 128,781 | 121,062 | | | | | | | | |
| Food stores..... | 356 | 254 | 38,473 | 35,195 | 388 | 233 | 29,927 | 26,136 | | | | | | | | |
| Eating, drinking places..... | 246 | 229 | 11,365 | 11,118 | 296 | 244 | 9,519 | 8,786 | | | | | | | | |
| General merchandise group..... | 40 | 34 | 23,191 | 22,991 | 38 | 33 | 15,360 | 15,273 | | | | | | | | |
| Apparel, accessories stores..... | 113 | 102 | 12,751 | 12,664 | 116 | 99 | 12,813 | 12,648 | | | | | | | | |
| Furniture, home furnishings, appliance dealers..... | 68 | 55 | 6,816 | 6,651 | 72 | 59 | 5,523 | 5,312 | | | | | | | | |
| Automotive group..... | 112 | 100 | 36,821 | 35,991 | 82 | 67 | 20,358 | 19,616 | | | | | | | | |
| Gasoline service stations..... | 217 | 155 | 9,934 | 8,638 | 161 | 114 | 7,571 | 6,624 | | | | | | | | |
| Lumber, building materials, hardware, farm equipment dealers..... | 130 | 107 | 16,888 | 16,450 | 116 | 96 | 11,892 | 11,491 | | | | | | | | |
| Drug stores, proprietary stores..... | 65 | 61 | 6,075 | 5,950 | 50 | 46 | 4,630 | 4,592 | | | | | | | | |
| Other retail stores..... | 183 | 140 | 14,541 | 13,909 | 152 | 118 | 10,784 | 10,180 | | | | | | | | |
| Nonstore retailers..... | 7 | 7 | 1,109 | 1,109 | 3 | 3 | 404 | 404 | | | | | | | | |
| GRAND RAPIDS STANDARD METROPOLITAN AREA | | | | | | | | | | | | | | | | |
| Retail trade, total..... | 2,875 | 2,220 | 289,327 | 272,753 | 1,129 | 868 | 102,405 | 96,445 | 1,200 | 943 | 120,029 | 114,474 | | | | |
| Food stores..... | 678 | 466 | 61,475 | 55,760 | 272 | 174 | 23,415 | 20,685 | 257 | 178 | 25,480 | 23,681 | | | | |
| Eating, drinking places..... | 478 | 429 | 17,380 | 16,613 | 233 | 200 | 7,165 | 6,669 | 209 | 187 | 6,872 | 6,641 | | | | |
| General merchandise group..... | 77 | 69 | 41,836 | 41,728 | 23 | 19 | 12,216 | 12,188 | 36 | 29 | 11,864 | 11,726 | | | | |
| Apparel, accessories stores..... | 217 | 178 | 25,309 | 24,618 | 58 | 54 | 6,799 | 6,746 | 81 | 69 | 9,348 | 9,181 | | | | |
| Furniture, home furnishings, appliance dealers..... | 160 | 119 | 14,789 | 13,840 | 45 | 37 | 4,469 | 4,349 | 66 | 50 | 7,044 | 6,833 | | | | |
| Automotive group..... | 183 | 131 | 42,329 | 39,228 | 85 | 66 | 17,233 | 16,338 | 72 | 61 | 19,810 | 19,311 | | | | |
| Gasoline service stations..... | 395 | 276 | 16,964 | 14,086 | 145 | 108 | 6,606 | 5,996 | 171 | 120 | 7,840 | 6,713 | | | | |
| Lumber, building materials, hardware, farm equipment dealers..... | 201 | 164 | 24,047 | 23,136 | 84 | 74 | 11,127 | 10,975 | 81 | 70 | 12,606 | 12,402 | | | | |
| Drug stores, proprietary stores..... | 118 | 116 | 13,481 | (D) | 42 | 34 | 4,137 | 3,953 | 48 | 45 | 5,149 | 5,087 | | | | |
| Other retail stores..... | 344 | 250 | 25,412 | 24,098 | 135 | 97 | 7,819 | (D) | 173 | 131 | 13,162 | 12,534 | | | | |
| Nonstore retailers..... | 24 | 22 | 6,305 | (D) | 7 | 5 | 1,419 | (D) | 6 | 3 | 854 | 365 | | | | |
| JACKSON STANDARD METROPOLITAN AREA | | | | | | | | | | | | | | | | |
| Retail trade, total..... | 1,537 | 1,244 | 177,964 | 170,666 | 1,474 | 1,112 | 128,781 | 121,062 | | | | | | | | |
| Food stores..... | 356 | 254 | 38,473 | 35,195 | 388 | 233 | 29,927 | 26,136 | | | | | | | | |
| Eating, drinking places..... | 246 | 229 | 11,365 | 11,118 | 296 | 244 | 9,519 | 8,786 | | | | | | | | |
| General merchandise group..... | 40 | 34 | 23,191 | 22,991 | 38 | 33 | 15,360 | 15,273 | | | | | | | | |
| Apparel, accessories stores..... | 113 | 102 | 12,751 | 12,664 | 116 | 99 | 12,813 | 12,648 | | | | | | | | |
| Furniture, home furnishings, appliance dealers..... | 68 | 55 | 6,816 | 6,651 | 72 | 59 | 5,523 | 5,312 | | | | | | | | |
| Automotive group..... | 112 | 100 | 36,821 | 35,991 | 82 | 67 | 20,358 | 19,616 | | | | | | | | |
| Gasoline service stations..... | 217 | 155 | 9,934 | 8,638 | 161 | 114 | 7,571 | 6,624 | | | | | | | | |
| Lumber, building materials, hardware, farm equipment dealers..... | 130 | 107 | 16,888 | 16,450 | 116 | 96 | 11,892 | 11,491 | | | | | | | | |
| Drug stores, proprietary stores..... | 65 | 61 | 6,075 | 5,950 | 50 | 46 | 4,630 | 4,592 | | | | | | | | |
| Other retail stores..... | 183 | 140 | 14,541 | 13,909 | 152 | 118 | 10,784 | 10,180 | | | | | | | | |
| Nonstore retailers..... | 7 | 7 | 1,109 | 1,109 | 3 | 3 | 404 | 404 | | | | | | | | |
| KALAMAZOO STANDARD METROPOLITAN AREA | | | | | | | | | | | | | | | | |
| Retail trade, total..... | 1,537 | 1,244 | 177,964 | 170,666 | 1,474 | 1,112 | 128,781 | 121,062 | | | | | | | | |
| Food stores..... | 356 | 254 | 38,473 | 35,195 | 388 | 233 | 29,927 | 26,136 | | | | | | | | |

Table 104. RETAIL TRADE: 1954 — COUNTIES WITH 500 ESTABLISHMENTS OR MORE

Establishments, Sales, Payroll, and Personnel, by Kind of Business

| County and kind of business | Establishments | | Sales | | Payroll, entire year (\$1,000) | Payroll, workweek ended nearest Nov. 15 | | Paid employees, workweek ended nearest Nov. 15 | | Proprietors (unincorporated businesses only) ² (Number) |
|--|--------------------------------|--------------------------|---|--|-----------------------------------|---|----------------------------|--|---------------------------|---|
| | Total ¹ (Number) | With payroll (Number) | Total, all establishments ¹ (\$1,000) | Establishments with payroll (\$1,000) | | Total (Dollars) | Full workweek (Dollars) | Total (Number) | Full workweek (Number) | |
| ALLEGAN COUNTY | | | | | | | | | | |
| Retail trade, total..... | 542 | 382 | 42,198 | 38,686 | 3,340 | 61,760 | 57,358 | 1,334 | 1,066 | 646 |
| Food stores, total..... | 111 | 65 | 10,164 | 8,640 | 552 | 9,807 | 8,437 | 222 | 155 | 127 |
| Grocery stores..... | 95 | 55 | 9,485 | 8,053 | 523 | 9,480 | 8,140 | 213 | 149 | 106 |
| Meat markets, fish (seafood) markets..... | 5 | 5 | 401 | 404 | 15 | 146 | 140 | 3 | 2 | 9 |
| Fruit stores, vegetable markets..... | 7 | 3 | 189 | 103 | 4 | ••• | ••• | ••• | ••• | 7 |
| Candy, nut, confectionery stores..... | ••• | ••• | (D) | (D) | (D) | (D) | (D) | (D) | (D) | (D) |
| Other food stores..... | 4 | 2 | (D) | (D) | (D) | (D) | (D) | (D) | (D) | (D) |
| Eating, drinking places, total..... | 104 | 86 | 3,113 | 2,927 | 467 | 9,675 | 9,083 | 293 | 248 | 147 |
| Eating places..... | 74 | 60 | 1,831 | 1,727 | 337 | 7,094 | 6,821 | 228 | 201 | 110 |
| Drinking places..... | 30 | 26 | 1,282 | 1,200 | 130 | 2,581 | 2,262 | 65 | 47 | 37 |
| General merchandise group, total..... | 22 | 16 | 2,134 | 1,920 | 208 | 3,993 | 3,315 | 115 | 72 | 25 |
| General merchandise group (except variety)..... | 14 | 10 | 1,705 | (D) | 155 | 2,828 | 2,320 | 71 | 42 | 17 |
| Variety stores..... | 8 | 6 | 429 | (D) | 53 | 1,165 | 995 | 44 | 30 | 8 |
| Apparel, accessories stores, total..... | 26 | 22 | 1,058 | 1,000 | 76 | 1,498 | 1,289 | 49 | 30 | 29 |
| Shoe stores..... | 5 | 3 | 151 | (D) | 16 | 207 | 200 | 5 | 4 | 6 |
| Men's, boys' clothing and furnishings stores..... | (NA) | 6 | (NA) | (D) | 20 | 499 | 469 | 11 | 8 | (NA) |
| Family clothing stores..... | (NA) | 4 | (NA) | (D) | (D) | (D) | (D) | (D) | (D) | (NA) |
| Women's clothing, specialty stores..... | 8 | 8 | 333 | 338 | 26 | 461 | 367 | 20 | 10 | 9 |
| Ready-to-wear stores..... | 7 | 7 | (D) | (D) | (D) | (D) | (D) | (D) | (D) | (D) |
| Other clothing, specialty stores..... | 1 | 1 | (D) | (D) | (D) | (D) | (D) | (D) | (D) | (D) |
| Other apparel stores..... | 1 | 1 | (D) | (D) | (D) | (D) | (D) | (D) | (D) | (D) |
| Furniture, home furnishings, appliance dealers, total..... | 39 | 21 | 1,464 | 1,184 | 108 | 2,206 | 2,087 | 42 | 37 | 36 |
| Furniture, home furnishings stores, antique stores..... | 7 | 5 | 467 | (D) | 39 | 915 | 861 | 19 | 18 | 7 |
| Household appliance, radio, TV stores..... | 30 | 16 | 987 | (D) | 69 | 1,291 | 1,226 | 23 | 19 | 27 |
| Automotive group..... | 44 | 34 | 9,919 | 9,727 | 698 | 12,221 | 11,977 | 184 | 168 | 52 |
| Gasoline service stations..... | 55 | 43 | 3,022 | 2,600 | 184 | 3,608 | 3,341 | 73 | 54 | 72 |
| Lumber, bldg. mats., hardware, farm equip. dealers, total..... | 71 | 53 | 6,132 | 5,738 | 592 | 10,181 | 9,926 | 186 | 171 | 84 |
| Farm equipment dealers..... | 15 | 15 | 2,120 | 2,120 | 196 | 3,397 | 3,320 | 59 | 55 | 17 |
| Lumber, building materials, supplies, equipment dealers..... | 25 | 19 | 2,125 | 2,033 | 243 | 4,647 | 4,578 | 76 | 70 | 31 |
| Hardware stores..... | 31 | 19 | 1,887 | 1,585 | 153 | 2,137 | 2,028 | 51 | 46 | 36 |
| Drug stores, proprietary stores, total..... | 10 | 10 | 890 | 890 | 79 | 1,529 | 1,232 | 40 | 22 | 15 |
| Drug stores..... | 9 | 9 | (D) | (D) | (D) | (D) | (D) | (D) | (D) | (D) |
| Proprietary stores..... | 1 | 1 | (D) | (D) | (D) | (D) | (D) | (D) | (D) | (D) |
| Other retail stores, total..... | 44 | 28 | 3,809 | 3,669 | 290 | 5,543 | 5,249 | 104 | 87 | 46 |
| Liquor stores..... | 3 | 3 | 283 | 283 | 13 | 248 | 248 | 6 | 6 | 3 |
| Fuel, ice dealers..... | 5 | 3 | 160 | (D) | 10 | 278 | 234 | 8 | 6 | 5 |
| Feed, farm, garden supply stores..... | 12 | 10 | 2,976 | (D) | 237 | 4,526 | 4,326 | 74 | 67 | 11 |
| Jewelry stores..... | 3 | 1 | (D) | (D) | (D) | (D) | (D) | (D) | (D) | (D) |
| Book, stationery stores..... | ••• | ••• | ••• | ••• | ••• | ••• | ••• | ••• | ••• | ••• |
| Other retail stores (except second-hand)..... | 11 | 9 | 272 | (D) | 18 | 286 | 246 | 12 | 5 | 14 |
| Second-hand stores..... | 4 | 2 | (D) | (D) | (D) | (D) | (D) | (D) | (D) | (D) |
| Nonstore retailers..... | 16 | 4 | 493 | 391 | 86 | 1,499 | 1,422 | 26 | 22 | 13 |
| BAY COUNTY (See Bay City Standard Metropolitan Area, Table 103.) | | | | | | | | | | |
| BERRIEN COUNTY | | | | | | | | | | |
| Retail trade, total..... | 1,472 | 1,114 | 151,101 | 143,711 | 15,892 | 294,514 | 269,305 | 5,821 | 4,540 | 1,600 |
| Food stores, total..... | 288 | 192 | 38,628 | 36,202 | 2,368 | 44,067 | 38,375 | 901 | 663 | 335 |
| Grocery stores..... | 218 | 148 | 35,303 | 33,217 | 2,058 | 37,611 | 32,616 | 756 | 559 | 251 |
| Meat markets, fish (seafood) markets..... | 18 | 14 | 2,038 | 1,956 | 170 | 3,047 | 2,813 | 58 | 42 | 15 |
| Fruit stores, vegetable markets..... | 23 | 5 | 358 | 120 | 11 | 198 | 140 | 9 | 3 | 30 |
| Candy, nut, confectionery stores..... | 7 | 7 | 157 | 157 | 18 | 382 | 304 | 18 | 13 | 10 |
| Other food stores..... | 22 | 18 | 772 | 752 | 111 | 2,829 | 2,502 | 60 | 46 | 29 |
| Eating, drinking places, total..... | 290 | 260 | 11,579 | 11,173 | 2,218 | 42,179 | 37,627 | 1,159 | 880 | 365 |
| Eating places..... | 182 | 166 | 6,840 | 6,714 | 1,560 | 29,141 | 26,053 | 839 | 647 | 214 |
| Drinking places..... | 108 | 94 | 4,739 | 4,459 | 658 | 13,038 | 11,574 | 320 | 233 | 151 |
| General merchandise group, total..... | 40 | 39 | 11,797 | 11,507 | 1,565 | 28,113 | 24,134 | 710 | 479 | 43 |
| General merchandise group (except variety)..... | 34 | 24 | 9,252 | 8,962 | 1,131 | 19,803 | 17,545 | 418 | 316 | 36 |
| Variety stores..... | 15 | 15 | 2,545 | 2,545 | 434 | 8,310 | 6,589 | 292 | 163 | 7 |
| Apparel, accessories stores, total..... | 92 | 84 | 7,187 | 7,091 | 1,033 | 18,614 | 16,554 | 434 | 311 | 74 |
| Shoe stores..... | 17 | 17 | 1,232 | 1,232 | 158 | 3,177 | 2,737 | 68 | 44 | 8 |
| Men's, boys' clothing and furnishings stores..... | (NA) | 19 | (NA) | 1,631 | 225 | 4,064 | 3,553 | 71 | 50 | (NA) |
| Family clothing stores..... | (NA) | 6 | (NA) | (D) | 158 | 2,480 | 2,430 | 56 | 52 | (NA) |
| Women's clothing, specialty stores..... | 38 | 36 | 3,223 | (D) | 471 | 8,582 | 7,622 | 227 | 159 | 28 |
| Ready-to-wear stores..... | (NA) | 25 | (NA) | 2,774 | 392 | 7,307 | 6,539 | 188 | 134 | (NA) |
| Other clothing, specialty stores..... | (NA) | 11 | (D) | (D) | 79 | 1,275 | 1,083 | 39 | 25 | (NA) |
| Other apparel stores..... | 6 | 6 | 255 | 255 | 21 | 311 | 212 | 12 | 6 | 8 |
| Furniture, home furnishings, appliance dealers, total..... | 95 | 65 | 7,262 | 6,878 | 968 | 18,862 | 17,454 | 309 | 259 | 94 |
| Furniture, home furnishings stores, antique stores..... | 42 | 32 | 3,151 | 3,019 | 442 | 8,211 | 7,868 | 126 | 113 | 43 |
| Household appliance, radio, TV stores..... | 53 | 33 | 4,111 | 3,859 | 526 | 10,651 | 9,586 | 183 | 146 | 51 |
| Automotive group..... | 91 | 75 | 26,305 | 25,813 | 2,549 | 43,977 | 43,543 | 582 | 561 | 75 |

Standard Notes: (D) Withheld to avoid disclosure. (NA) Not available. n.e.c. Not elsewhere classified. XXX Not applicable. (Z) Less than \$500. ... Represents zero.
¹ Group totals may include data for establishments without payroll which could not be classified by detailed kind of business.

Table 104. RETAIL TRADE: 1954 — COUNTIES WITH 500 ESTABLISHMENTS OR MORE—Continued

Establishments, Sales, Payroll, and Personnel, by Kind of Business

| County and kind of business | Establishments | | Sales | | Payroll, entire year (\$1,000) | Payroll, workweek ended nearest Nov. 15 | | Paid employees, workweek ended nearest Nov. 15 | | Proprietors (unincorporated businesses only) ¹ (Number) |
|---|--------------------------------|--------------------------|---|--|-----------------------------------|---|----------------------------|--|---------------------------|---|
| | Total ¹ (Number) | With payroll (Number) | Total, all establishments ¹ (\$1,000) | Establishments with payroll (\$1,000) | | Total (Dollars) | Full workweek (Dollars) | Total (Number) | Full workweek (Number) | |
| BERRIEN COUNTY—Con. | | | | | | | | | | |
| Gasoline service stations..... | 194 | 140 | 11,219 | 9,795 | 747 | 14,783 | 13,135 | 317 | 223 | 232 |
| Lumber, bldg. mats., hardware, farm equip. dealers, total..... | 117 | 99 | 18,153 | 17,753 | 2,452 | 47,609 | 45,775 | 706 | 636 | 103 |
| Farm equipment dealers..... | 15 | 15 | 4,641 | 4,641 | 465 | 8,690 | 8,405 | 115 | 108 | 10 |
| Lumber, building materials, supplies, equipment dealers..... | 70 | 56 | 11,125 | 10,807 | 1,671 | 31,613 | 30,745 | 463 | 420 | 64 |
| Hardware stores..... | 32 | 28 | 2,387 | 2,305 | 316 | 7,306 | 6,625 | 128 | 108 | 29 |
| Drug stores, proprietary stores, total..... | 47 | 47 | 6,052 | 6,052 | 670 | 12,335 | 10,461 | 302 | 189 | 48 |
| Drug stores..... | 37 | 37 | 5,319 | 5,319 | 632 | 11,624 | 9,914 | 273 | 174 | 34 |
| Proprietary stores..... | 10 | 10 | 733 | 733 | 38 | 711 | 547 | 29 | 15 | 14 |
| Other retail stores, total..... | 158 | 96 | 10,723 | 9,775 | 1,106 | 19,566 | 18,045 | 339 | 282 | 173 |
| Liquor stores..... | 3 | 3 | 407 | 407 | 17 | 417 | 405 | 9 | 9 | 4 |
| Fuel, ice dealers..... | 24 | 18 | 2,080 | 2,012 | 283 | 4,824 | 4,504 | 77 | 63 | 23 |
| Feed, farm, garden supply stores..... | 22 | 18 | 4,386 | 4,262 | 369 | 5,740 | 5,573 | 90 | 82 | 20 |
| Jewelry stores..... | 18 | 12 | 1,049 | 925 | 173 | 3,408 | 2,972 | 55 | 44 | 19 |
| Book, stationery stores..... | 5 | 3 | 316 | (D) | (D) | (D) | (D) | (D) | (D) | (D) |
| Other retail stores (except second-hand)..... | 62 | 36 | 2,045 | (D) | (D) | (D) | (D) | (D) | (D) | (D) |
| Second-hand stores..... | 10 | 6 | 206 | 160 | 22 | 321 | 321 | 5 | 5 | 11 |
| Nonstore retailers..... | 51 | 17 | 2,196 | 1,672 | 216 | 4,409 | 4,202 | 62 | 57 | 58 |
| CALHOUN COUNTY | | | | | | | | | | |
| Retail trade, total..... | 1,227 | 981 | 138,184 | 133,404 | 15,390 | 300,479 | 272,964 | 5,886 | 4,596 | 1,290 |
| Food stores, total..... | 227 | 161 | 35,814 | 34,138 | 2,293 | 42,938 | 36,865 | 890 | 601 | 246 |
| Grocery stores..... | 183 | 129 | 32,733 | 31,179 | 1,972 | 37,167 | 31,613 | 770 | 511 | 194 |
| Meat markets, fish (seafood) markets..... | 6 | 6 | 1,175 | 1,175 | 137 | 2,574 | 2,300 | 52 | 36 | 6 |
| Fruit stores, vegetable markets..... | 8 | 8 | (D) | (D) | (D) | (D) | (D) | (D) | (D) | (D) |
| Candy, nut, confectionery stores..... | 8 | 2 | (D) | (D) | (D) | (D) | (D) | (D) | (D) | (D) |
| Other food stores..... | 20 | 16 | 1,125 | 1,091 | 112 | 2,460 | 2,302 | 51 | 42 | 27 |
| Eating, drinking places, total..... | 217 | 199 | 9,487 | 9,275 | 1,861 | 37,294 | 34,035 | 1,067 | 859 | 275 |
| Eating places..... | 142 | 132 | 6,549 | 6,451 | 1,424 | 28,763 | 26,819 | 854 | 719 | 185 |
| Drinking places..... | 75 | 67 | 2,938 | 2,824 | 437 | 8,531 | 7,216 | 213 | 140 | 90 |
| General merchandise group, total..... | 44 | 42 | 13,923 | (D) | 2,118 | 43,174 | 37,663 | 1,003 | 703 | 28 |
| General merchandise group (except variety)..... | 24 | 22 | 10,726 | (D) | 1,599 | 33,479 | 29,755 | 657 | 489 | 15 |
| Variety stores..... | 20 | 20 | 3,197 | 3,197 | 519 | 9,695 | 7,908 | 346 | 214 | 13 |
| Apparel, accessories stores, total..... | 103 | 95 | 8,305 | 8,139 | 1,137 | 20,974 | 18,145 | 507 | 366 | 67 |
| Shoe stores..... | 24 | 24 | 1,648 | 1,648 | 229 | 4,147 | 3,751 | 82 | 56 | 12 |
| Men's, boys' clothing and furnishings stores..... | (NA) | 19 | (NA) | (D) | 256 | 4,978 | 3,670 | 102 | 65 | (NA) |
| Family clothing stores..... | (NA) | 6 | (NA) | 357 | 62 | 1,317 | 1,084 | 32 | 17 | (NA) |
| Women's clothing, specialty stores..... | 36 | 36 | 3,908 | 3,908 | 568 | 9,975 | 9,182 | 274 | 217 | 21 |
| Ready-to-wear stores..... | 26 | 26 | 3,647 | 3,647 | 522 | 9,038 | 8,392 | 250 | 201 | 19 |
| Other clothing, specialty stores..... | 10 | 10 | 261 | 261 | 46 | 937 | 790 | 24 | 16 | 2 |
| Other apparel stores..... | 12 | 10 | 288 | (D) | 22 | 557 | 458 | 17 | 11 | 9 |
| Furniture, home furnishings, appliance dealers, total..... | 78 | 58 | 7,513 | 7,349 | 1,331 | 26,151 | 25,232 | 345 | 316 | 67 |
| Furniture, home furnishings stores, antique stores..... | 37 | 23 | 4,442 | 4,310 | 864 | 16,928 | 16,639 | 212 | 204 | 32 |
| Household appliance, radio, TV stores..... | 41 | 35 | 3,071 | 3,039 | 467 | 9,223 | 8,593 | 133 | 112 | 35 |
| Automotive group..... | 62 | 52 | 24,343 | 23,861 | 2,432 | 47,770 | 44,815 | 609 | 569 | 57 |
| Gasoline service stations..... | 167 | 127 | 12,063 | 10,993 | 1,013 | 20,094 | 18,219 | 403 | 322 | 211 |
| Lumber, bldg. mats., hardware, farm equip. dealers, total..... | 87 | 77 | 10,125 | 10,031 | 1,257 | 23,818 | 22,708 | 335 | 299 | 91 |
| Farm equipment dealers..... | 19 | 17 | 1,798 | (D) | 170 | 3,448 | 3,181 | 52 | 43 | 27 |
| Lumber, building materials, supplies, equipment dealers..... | 39 | 33 | 5,725 | 5,681 | 742 | 14,235 | 13,522 | 191 | 171 | 34 |
| Hardware stores..... | 29 | 27 | 2,602 | (D) | 345 | 6,135 | 6,005 | 92 | 85 | 30 |
| Drug stores, proprietary stores, total..... | 47 | 45 | 5,202 | (D) | 623 | 12,306 | 10,942 | 258 | 182 | 47 |
| Drug stores..... | (NA) | 37 | (NA) | (D) | 594 | 11,789 | 10,480 | 243 | 170 | (NA) |
| Proprietary stores..... | (NA) | 8 | (NA) | 375 | 29 | 517 | 462 | 15 | 12 | (NA) |
| Other retail stores, total..... | 156 | 114 | 9,875 | 9,371 | 1,185 | 23,546 | 22,121 | 424 | 344 | 162 |
| Liquor stores..... | 5 | 5 | 661 | 661 | 30 | 571 | 571 | 12 | 12 | 6 |
| Fuel, ice dealers..... | 21 | 21 | 2,109 | 2,097 | 247 | 5,089 | 4,886 | 83 | 74 | 26 |
| Feed, farm, garden supply stores..... | 13 | 9 | 1,318 | 1,282 | 91 | 1,716 | 1,641 | 30 | 27 | 12 |
| Jewelry stores..... | 19 | 15 | 1,712 | 1,610 | 241 | 4,504 | 4,056 | 74 | 58 | 18 |
| Book, stationery stores..... | 3 | 3 | 134 | 134 | 16 | 254 | 254 | 6 | 6 | 3 |
| Other retail stores (except second-hand)..... | 68 | 56 | 3,630 | 3,428 | 548 | 11,180 | 10,501 | 209 | 163 | 67 |
| Second-hand stores..... | 9 | 5 | 179 | 159 | 12 | 232 | 212 | 5 | 4 | 10 |
| Nonstore retailers..... | 39 | 11 | 1,534 | 1,210 | 140 | 2,414 | 2,219 | 45 | 35 | 39 |
| GENESEE COUNTY (See Flint Standard Metropolitan Area, Table 103.) | | | | | | | | | | |
| HOUGHTON COUNTY | | | | | | | | | | |
| Retail trade, total..... | 505 | 323 | 34,398 | 30,760 | 2,918 | 61,817 | 57,151 | 1,475 | 1,182 | 541 |
| Food stores, total..... | 127 | 63 | 12,214 | 10,466 | 561 | 12,589 | 11,597 | 307 | 242 | 138 |
| Grocery stores..... | 116 | 60 | 11,817 | (D) | 523 | 11,189 | 10,207 | 280 | 216 | 123 |
| Meat markets, fish (seafood) markets..... | 2 | ••• | (D) | ••• | ••• | ••• | ••• | ••• | ••• | ••• |
| Fruit stores, vegetable markets..... | ••• | ••• | ••• | ••• | ••• | ••• | ••• | ••• | ••• | ••• |
| Candy, nut, confectionery stores..... | 4 | ••• | (D) | ••• | ••• | ••• | ••• | ••• | ••• | ••• |
| Other food stores..... | 5 | 3 | 281 | (D) | 34 | 1,400 | 1,390 | 27 | 26 | 7 |

Standard Notes: (D) Withheld to avoid disclosure. (NA) Not available. n.e.c. Not elsewhere classified. XXX Not applicable. (Z) Less than \$500. ... Represents zero.
¹Group totals may include data for establishments without payroll which could not be classified by detailed kind of business.

Table 104. RETAIL TRADE: 1954 — COUNTIES WITH 500 ESTABLISHMENTS OR MORE—Continued
Establishments, Sales, Payroll, and Personnel, by Kind of Business

| County and kind of business | Establishments | | Sales | | Payroll, entire year (\$1,000) | Payroll, workweek ended nearest Nov. 15 | | Paid employees, workweek ended nearest Nov. 15 | | Proprietors (unincorporated businesses only) ¹ (Number) |
|---|--------------------|--------------|--|-----------------------------|-----------------------------------|---|---------------|--|---------------|---|
| | Total ¹ | With payroll | Total, all establishments ¹ | Establishments with payroll | | Total | Full workweek | Total | Full workweek | |
| | (Number) | (Number) | (\$1,000) | (\$1,000) | | (Dollars) | (Dollars) | (Number) | (Number) | |
| HOUGHTON COUNTY—Con. | | | | | | | | | | |
| Eating, drinking places, total..... | 126 | 94 | 2,849 | 2,425 | 329 | 7,456 | 6,232 | 266 | 178 | 148 |
| Eating places..... | 41 | 31 | 854 | 764 | 141 | 3,301 | 2,766 | 120 | 86 | 45 |
| Drinking places..... | 85 | 63 | 1,995 | 1,661 | 188 | 4,155 | 3,466 | 146 | 92 | 103 |
| General merchandise group, total..... | 29 | 25 | 3,573 | 3,559 | 464 | 9,002 | 8,199 | 254 | 196 | 17 |
| General merchandise group (except variety)..... | 19 | 17 | 2,795 | (D) | 340 | 6,610 | 5,997 | 170 | 130 | 12 |
| Variety stores..... | 10 | 8 | 778 | (D) | 124 | 2,392 | 2,202 | 84 | 66 | 5 |
| Apparel, accessories stores, total..... | 29 | 25 | 1,249 | 1,131 | 107 | 2,821 | 2,551 | 61 | 52 | 27 |
| Shoe stores..... | 3 | 3 | 197 | 173 | 11 | 238 | 228 | 5 | 4 | 6 |
| Men's, boys' clothing and furnishings stores..... | 13 | 13 | 577 | 577 | 51 | 1,509 | 1,324 | 23 | 19 | 10 |
| Family clothing stores..... | ... | ... | ... | ... | ... | ... | ... | ... | ... | ... |
| Women's clothing, specialty stores..... | 9 | 9 | 381 | 381 | 45 | 1,074 | 999 | 33 | 29 | 7 |
| Ready-to-wear stores..... | 6 | 6 | 352 | 352 | 42 | 1,010 | 935 | 30 | 26 | 4 |
| Other clothing, specialty stores..... | 3 | 3 | 29 | 29 | 3 | 64 | 64 | 3 | 3 | 3 |
| Other apparel stores..... | 4 | ... | 94 | ... | ... | ... | ... | ... | ... | 4 |
| Furniture, home furnishings, appliance dealers, total..... | 13 | 9 | 1,488 | 1,466 | 200 | 3,807 | 3,659 | 75 | 65 | 19 |
| Furniture, home furnishings stores, antique stores..... | 8 | 6 | 1,273 | (D) | 178 | 3,370 | 3,237 | 65 | 56 | 12 |
| Household appliance, radio, TV stores..... | 5 | 3 | 215 | (D) | 22 | 437 | 422 | 10 | 9 | 7 |
| Automotive group..... | 29 | 23 | 5,088 | 5,010 | 474 | 10,606 | 10,500 | 166 | 160 | 36 |
| Gasoline service stations..... | 66 | 30 | 2,556 | 1,712 | 125 | 2,608 | 2,261 | 74 | 49 | 79 |
| Lumber, bldg. mats., hardware, farm equip. dealers, total..... | 20 | 18 | 2,571 | (D) | 378 | 7,302 | 7,172 | 155 | 150 | 14 |
| Farm equipment dealers..... | 2 | 2 | (D) | (D) | (D) | (D) | (D) | (D) | (D) | (D) |
| Lumber, building materials, supplies, equipment dealers..... | 8 | 8 | (D) | 1,414 | (D) | (D) | (D) | (D) | (D) | (D) |
| Hardware stores..... | 10 | 8 | 963 | (D) | 114 | 2,334 | 2,222 | 54 | 50 | 6 |
| Drug stores, proprietary stores, total..... | 12 | 10 | 862 | (D) | 68 | 1,545 | 1,513 | 35 | 32 | 13 |
| Drug stores..... | (NA) | 10 | (NA) | (D) | 68 | 1,545 | 1,513 | 35 | 32 | (NA) |
| Proprietary stores..... | (NA) | ... | (NA) | ... | ... | ... | ... | ... | ... | (NA) |
| Other retail stores, total..... | 42 | 24 | 1,728 | 1,522 | 192 | 3,847 | 3,233 | 77 | 53 | 39 |
| Liquor stores..... | ... | ... | ... | ... | ... | ... | ... | ... | ... | ... |
| Fuel, ice dealers..... | 11 | 11 | 1,159 | 1,159 | 139 | 2,857 | 2,664 | 48 | 38 | 7 |
| Feed, farm, garden supply stores..... | ... | ... | ... | ... | ... | ... | ... | ... | ... | ... |
| Jewelry stores..... | 7 | 3 | 128 | ... | 13 | 20 | ... | ... | ... | 8 |
| Book, stationery stores..... | 1 | 1 | (D) | (D) | (D) | (D) | (D) | (D) | (D) | (D) |
| Other retail stores (except second-hand)..... | 15 | 9 | (D) | (D) | (D) | (D) | (D) | (D) | (D) | (D) |
| Second-hand stores..... | ... | ... | ... | ... | ... | ... | ... | ... | ... | ... |
| Nonstore retailers..... | 12 | 2 | 220 | (D) | (D) | (D) | (D) | (D) | (D) | (D) |
| INGHAM COUNTY (See Lansing Standard Metropolitan Area, Table 103.) | | | | | | | | | | |
| JACKSON COUNTY (See Jackson Standard Metropolitan Area, Table 103.) | | | | | | | | | | |
| KALAMAZOO COUNTY (See Kalamazoo Standard Metropolitan Area, Table 103.) | | | | | | | | | | |
| KENT COUNTY (See Grand Rapids Standard Metropolitan Area, Table 103.) | | | | | | | | | | |
| LENAWEE COUNTY | | | | | | | | | | |
| Retail trade, total..... | 827 | 605 | 78,924 | 74,184 | 7,079 | 139,201 | 126,536 | 2,952 | 2,250 | 890 |
| Food stores, total..... | 145 | 97 | 18,095 | 16,599 | 1,000 | 19,491 | 16,339 | 492 | 313 | 149 |
| Grocery stores..... | 109 | 75 | 15,899 | 14,603 | 825 | 15,869 | 13,258 | 402 | 253 | 118 |
| Meat markets, fish (seafood) markets..... | 10 | 8 | 1,146 | (D) | 87 | 1,687 | 1,434 | 37 | 23 | 8 |
| Fruit stores, vegetable markets..... | 4 | 2 | 224 | (D) | (D) | (D) | (D) | (D) | (D) | (D) |
| Candy, nut, confectionery stores..... | 7 | 3 | 116 | 80 | 6 | 115 | 55 | 6 | 3 | 7 |
| Other food stores..... | 15 | 9 | 710 | 654 | (D) | (D) | (D) | (D) | (D) | (D) |
| Eating, drinking places, total..... | 151 | 129 | 5,405 | 5,079 | 940 | 21,203 | 18,885 | 604 | 463 | 184 |
| Eating places..... | 102 | 90 | 3,617 | 3,477 | 744 | 17,523 | 15,896 | 510 | 401 | 123 |
| Drinking places..... | 49 | 39 | 1,788 | 1,602 | 196 | 3,680 | 2,989 | 94 | 62 | 61 |
| General merchandise group, total..... | 34 | 30 | 6,151 | 6,087 | 770 | 15,315 | 12,913 | 442 | 277 | 29 |
| General merchandise group (except variety)..... | 21 | 19 | 4,620 | (D) | 534 | 9,796 | 8,769 | 236 | 173 | 20 |
| Variety stores..... | 13 | 11 | 1,531 | (D) | 236 | 5,519 | 4,144 | 206 | 104 | 9 |
| Apparel, accessories stores, total..... | 55 | 43 | 3,452 | 3,336 | 453 | 8,365 | 7,734 | 189 | 144 | 41 |
| Shoe stores..... | 12 | 8 | 558 | 506 | 54 | 990 | 851 | 21 | 14 | 9 |
| Men's, boys' clothing and furnishings stores..... | 9 | 9 | 884 | 884 | 123 | 2,145 | 2,022 | 41 | 31 | 5 |
| Family clothing stores..... | 6 | 6 | 217 | 217 | (D) | (D) | (D) | (D) | (D) | (D) |
| Women's clothing, specialty stores..... | 15 | 17 | 1,053 | (D) | 126 | 2,407 | 2,080 | 74 | 51 | 13 |
| Ready-to-wear stores..... | (NA) | 12 | (NA) | 941 | 113 | 2,116 | 1,835 | 64 | 44 | (NA) |
| Other clothing, specialty stores..... | (NA) | 5 | (NA) | 104 | 13 | 291 | 245 | 10 | 7 | (NA) |
| Other apparel stores..... | 7 | 3 | (D) | (D) | (D) | (D) | (D) | (D) | (D) | (D) |
| Furniture, home furnishings, appliance dealers, total..... | 56 | 36 | 3,096 | 2,838 | 397 | 6,264 | 5,794 | 111 | 94 | 67 |
| Furniture, home furnishings stores, antique stores..... | 27 | 15 | 1,251 | 1,671 | 260 | 3,403 | 3,232 | 60 | 52 | 33 |
| Household appliance, radio, TV stores..... | 29 | 21 | 1,245 | 1,167 | 147 | 2,861 | 2,562 | 51 | 42 | 34 |

Standard Notes: (D) Withheld to avoid disclosure. (NA) Not available. n.e.c. Not elsewhere classified. XXX Not applicable. (Z) Less than \$500. ... Represents zero.
¹ Group totals may include data for establishments without payroll which could not be classified by detailed kind of business.

RETAIL TRADE—AREA STATISTICS

Table 104. RETAIL TRADE: 1954 — COUNTIES WITH 500 ESTABLISHMENTS OR MORE—Continued

Establishments, Sales, Payroll, and Personnel, by Kind of Business

| County and kind of business | Establishments | | Sales | | Payroll, entire year (\$1,000) | Payroll, workweek ended nearest Nov. 15 | | Paid employees, workweek ended nearest Nov. 15 | | Proprietors (unincorporated businesses only) ¹ (Number) |
|--|--------------------------------|--------------------------|---|--|-----------------------------------|---|----------------------------|--|---------------------------|---|
| | Total ¹ (Number) | With payroll (Number) | Total, all establishments ¹ (\$1,000) | Establishments with payroll (\$1,000) | | Total (Dollars) | Full workweek (Dollars) | Total (Number) | Full workweek (Number) | |
| LENAWEE COUNTY—Con. | | | | | | | | | | |
| Automotive group..... | 63 | 53 | 18,130 | 17,364 | 1,160 | 22,622 | 22,336 | 305 | 289 | 61 |
| Gasoline service stations..... | 110 | 74 | 6,748 | 5,872 | 479 | 9,680 | 8,277 | 195 | 141 | 132 |
| Lumber, bldg. mats., hardware, farm equip. dealers, total..... | 79 | 65 | 10,396 | 10,168 | 1,090 | 21,536 | 20,749 | 320 | 296 | 90 |
| Farm equipment dealers..... | 22 | 20 | 3,269 | (D) | 321 | 6,745 | 6,341 | 105 | 97 | 23 |
| Lumber, building materials, supplies, equipment dealers..... | 36 | 28 | 5,245 | 5,091 | 565 | 11,599 | 11,271 | 163 | 149 | 46 |
| Hardware stores..... | 19 | 17 | 1,852 | (D) | 204 | 3,192 | 3,137 | 52 | 50 | 19 |
| Drug stores, proprietary stores, total..... | 21 | 19 | 2,291 | (D) | 192 | 3,285 | 2,810 | 98 | 69 | 24 |
| Drug stores..... | (NA) | 18 | (NA) | (D) | (D) | (D) | (D) | (D) | (D) | (NA) |
| Proprietary stores..... | (NA) | 1 | (NA) | (D) | (D) | (D) | (D) | (D) | (D) | (NA) |
| Other retail stores, total..... | 87 | 55 | 4,509 | (D) | 478 | 8,900 | 8,278 | 162 | 133 | 88 |
| Liquor stores..... | 1 | 1 | (D) | (D) | (D) | (D) | (D) | (D) | (D) | (D) |
| Fuel, ice dealers..... | 15 | 11 | 733 | 717 | 97 | 1,741 | 1,610 | 27 | 23 | 13 |
| Feed, farm, garden supply stores..... | 10 | 8 | 1,458 | (D) | 119 | 2,213 | 2,208 | 34 | 33 | 8 |
| Jewelry stores..... | 10 | 10 | 668 | 668 | 107 | 2,008 | 1,981 | 33 | 31 | 8 |
| Book, stationery stores..... | 1 | 1 | (D) | (D) | (D) | (D) | (D) | (D) | (D) | (D) |
| Other retail stores (except second-hand)..... | 40 | 22 | (D) | 1,079 | 120 | 2,416 | 1,990 | 54 | 36 | 45 |
| Second-hand stores..... | 4 | 2 | 119 | (D) | (D) | (D) | (D) | (D) | (D) | (D) |
| Nonstore retailers..... | 26 | 4 | 651 | 493 | 120 | 2,540 | 2,421 | 34 | 31 | 25 |
| MACOMB COUNTY | | | | | | | | | | |
| Retail trade, total..... | 2,032 | 1,486 | 237,650 | 223,964 | 21,304 | 419,574 | 373,284 | 8,266 | 5,961 | 2,324 |
| Food stores, total..... | 426 | 276 | 70,699 | 65,745 | 4,118 | 81,675 | 69,680 | 1,784 | 1,194 | 474 |
| Grocery stores..... | 310 | 196 | 64,570 | 60,692 | 3,564 | 70,406 | 59,905 | 1,521 | 996 | 351 |
| Meat markets, fish (seafood) markets..... | 27 | 25 | 2,458 | (D) | 216 | 4,939 | 4,249 | 84 | 60 | 32 |
| Fruit stores, vegetable markets..... | 9 | 5 | 550 | 352 | 21 | 174 | 162 | 6 | 4 | 13 |
| Candy, nut, confectionery stores..... | 18 | 12 | 684 | 572 | 75 | 1,255 | 790 | 35 | 16 | 11 |
| Bakery products stores..... | 26 | 22 | 1,177 | 1,097 | 185 | 3,822 | 3,575 | 104 | 89 | 26 |
| Other food stores..... | 36 | 16 | 1,260 | (D) | 57 | 1,079 | 999 | 34 | 29 | 41 |
| Eating, drinking places, total..... | 398 | 370 | 16,861 | 16,507 | 3,173 | 63,967 | 55,027 | 1,687 | 1,251 | 520 |
| Eating places (except refreshment stands)..... | 185 | 175 | 6,763 | 6,667 | 1,525 | 32,454 | 28,424 | 913 | 699 | 244 |
| Refreshment stands..... | 33 | 27 | 1,349 | 1,271 | 231 | 3,296 | 2,833 | 99 | 77 | 41 |
| Drinking places..... | 180 | 168 | 8,749 | 8,569 | 1,417 | 28,217 | 23,770 | 675 | 475 | 235 |
| General merchandise group, total..... | 53 | 39 | 9,342 | 9,192 | 1,272 | 32,585 | 23,142 | 1,091 | 471 | 41 |
| Department stores..... | 2 | 2 | (D) | (D) | (D) | (D) | (D) | (D) | (D) | (D) |
| Dry goods, general merchandise stores..... | 21 | 13 | 1,195 | 1,121 | 103 | 1,987 | 1,626 | 60 | 41 | 22 |
| General stores..... | 4 | 4 | (D) | (D) | (D) | (D) | (D) | (D) | (D) | (D) |
| Variety stores..... | 26 | 20 | 4,224 | 4,148 | 580 | 12,615 | 8,119 | 455 | 188 | 15 |
| Apparel, accessories stores, total..... | 118 | 106 | 9,256 | 9,076 | 945 | 18,840 | 15,833 | 457 | 310 | 121 |
| Shoe stores..... | 32 | 26 | 2,048 | 1,910 | 191 | 4,430 | 3,222 | 96 | 50 | 27 |
| Men's, boys' clothing and furnishings stores..... | 18 | 18 | 1,785 | 1,785 | 167 | 2,816 | 2,448 | 48 | 32 | 19 |
| Family clothing stores..... | 10 | 10 | 787 | 787 | 88 | 1,748 | 1,524 | 40 | 29 | 8 |
| Women's clothing, specialty stores..... | 43 | 43 | 4,263 | 4,263 | 467 | 9,359 | 8,176 | 259 | 186 | 47 |
| Ready-to-wear stores..... | 37 | 37 | 4,040 | 4,040 | 451 | 9,066 | 7,951 | 247 | 180 | 40 |
| Millinery stores..... | 1 | 1 | (D) | (D) | (D) | (D) | (D) | (D) | (D) | (D) |
| Other clothing, specialty stores..... | 5 | 5 | (D) | (D) | (D) | (D) | (D) | (D) | (D) | (D) |
| Other apparel stores..... | 13 | 9 | 349 | 331 | 32 | 487 | 463 | 14 | 13 | 16 |
| Furniture, home furnishings, appliance dealers, total..... | 109 | 79 | 8,755 | 8,295 | 922 | 17,415 | 16,809 | 257 | 236 | 121 |
| Furniture, home furnishings stores..... | 43 | 35 | 5,043 | 4,975 | 630 | 11,984 | 11,552 | 162 | 147 | 51 |
| Furniture stores..... | (NA) | 19 | (NA) | 3,812 | 466 | 8,311 | 8,048 | 105 | 98 | (NA) |
| Home furnishings stores, antique stores..... | (NA) | 16 | (NA) | 1,163 | 164 | 3,673 | 3,504 | 57 | 49 | (NA) |
| Household appliance, radio, TV stores..... | 66 | 44 | 3,712 | 3,320 | 292 | 5,431 | 5,257 | 95 | 89 | 70 |
| Automotive group, total..... | 104 | 88 | 47,766 | 47,304 | 4,333 | 78,964 | 77,067 | 917 | 859 | 90 |
| Passenger car dealers (franchised)..... | 42 | 42 | 40,199 | 40,199 | 3,621 | 64,673 | 63,462 | 722 | 684 | 38 |
| Passenger car dealers (nonfranchised)..... | 22 | 16 | 2,452 | 2,140 | 122 | 2,393 | 2,255 | 43 | 36 | 18 |
| Tire, battery, accessory dealers..... | 22 | 14 | 1,976 | (D) | 242 | 4,945 | 4,877 | 67 | 65 | 21 |
| Other automotive dealers..... | 18 | 16 | 3,139 | (D) | 348 | 6,953 | 6,473 | 85 | 74 | 13 |
| Gasoline service stations..... | 284 | 220 | 20,894 | 19,152 | 1,463 | 31,352 | 27,529 | 590 | 436 | 371 |
| Lumber, bldg. mats., hardware, farm equip. dealers, total..... | 166 | 132 | 29,709 | 28,891 | 3,111 | 57,027 | 54,460 | 734 | 649 | 178 |
| Farm equipment dealers..... | 13 | 13 | 2,626 | 2,486 | 202 | 3,518 | 3,400 | 49 | 46 | 16 |
| Lumber, building materials dealers..... | 59 | 51 | 20,406 | 20,332 | 2,179 | 39,293 | 37,875 | 449 | 416 | 63 |
| Plumbing, paint, electrical stores..... | 19 | 15 | 1,665 | 1,641 | 217 | 4,902 | 4,805 | 59 | 55 | 21 |
| Hardware stores..... | 73 | 53 | 4,916 | 4,432 | 513 | 9,314 | 8,380 | 177 | 132 | 76 |
| Drug stores, proprietary stores, total..... | 54 | 52 | 7,659 | (D) | 826 | 16,842 | 14,562 | 391 | 271 | 47 |
| Drug stores..... | (NA) | 49 | (NA) | 7,399 | 806 | 16,456 | 14,300 | 330 | 265 | (NA) |
| Proprietary stores..... | (NA) | 3 | (NA) | (D) | 20 | 386 | 262 | 11 | 6 | (NA) |
| Other retail stores, total..... | 204 | 110 | 11,589 | (D) | 953 | 17,665 | 15,997 | 508 | 238 | 226 |
| Liquor stores..... | 16 | 10 | 1,405 | 1,175 | 47 | 793 | 660 | 17 | 10 | 20 |
| Fuel, ice dealers..... | 33 | 19 | 3,419 | 3,043 | 262 | 5,076 | 4,675 | 31 | 65 | 35 |
| Feed, farm, garden supply stores..... | 25 | 17 | 2,268 | 2,134 | 149 | 2,977 | 2,391 | 52 | 37 | 26 |
| Jewelry stores..... | 17 | 9 | 917 | 835 | 157 | 3,300 | 3,129 | 47 | 39 | 15 |
| Book, stationery stores..... | 1 | 1 | (D) | (D) | (D) | (D) | (D) | (D) | (D) | (D) |
| Sporting goods, bicycle stores..... | 15 | 15 | 911 | 847 | 76 | 1,260 | 1,210 | 26 | 17 | 27 |
| Florists..... | 17 | 9 | 243 | 219 | 28 | 448 | 432 | 11 | 9 | 18 |
| Cigar stores, stands..... | 7 | 1 | 139 | (D) | (D) | (D) | (D) | (D) | (D) | (D) |
| News dealers, newsstands..... | 3 | 1 | 94 | (D) | (D) | (D) | (D) | (D) | (D) | (D) |
| Gift, novelty, souvenir stores..... | 4 | 4 | 102 | 102 | 11 | 177 | 82 | 8 | 2 | 5 |
| Music stores..... | 7 | 2 | (D) | (D) | (D) | (D) | (D) | (D) | (D) | (D) |

Standard Notes: (D) Withheld to avoid disclosure. (NA) Not available. n.e.c. Not elsewhere classified. XXX Not applicable. (Z) Less than \$500. ... Represents zero.
¹ Group totals may include data for establishments without payroll which could not be classified by detailed kind of business.

Table 104. RETAIL TRADE: 1954 — COUNTIES WITH 500 ESTABLISHMENTS OR MORE—Continued
Establishments, Sales, Payroll, and Personnel, by Kind of Business

| County and kind of business | Establishments | | Sales | | Payroll, entire year (\$1,000) | Payroll, workweek ended nearest Nov. 15 | | Paid employees, workweek ended nearest Nov. 15 | | Proprietors (unincorporated businesses only) ¹ (Number) |
|---|--------------------------------|--------------------------|---|--|-----------------------------------|---|----------------------------|--|---------------------------|---|
| | Total ¹ (Number) | With payroll (Number) | Total, all establishments ¹ (\$1,000) | Establishments with payroll (\$1,000) | | Total (Dollars) | Full workweek (Dollars) | Total (Number) | Full workweek (Number) | |
| MACOMB COUNTY—Con. | | | | | | | | | | |
| Other Retail Stores—Con. | | | | | | | | | | |
| Camera, photographic supply stores | 3 | 1 | 133 | (D) | (D) | (D) | (D) | (D) | (D) | (D) |
| Other retail stores (except second-hand) | 9 | 9 | 879 | 839 | 132 | 1,709 | 1,697 | 26 | 26 | 7 |
| Second-hand stores | 24 | 12 | 597 | 491 | 67 | 1,458 | 1,439 | 28 | 26 | 30 |
| Nonstore retailers, total | 116 | 14 | 5,120 | 2,270 | 188 | 3,242 | 3,178 | 50 | 46 | 135 |
| Mail order houses | ... | ... | ... | ... | ... | ... | ... | ... | ... | ... |
| Direct selling (house-to-house) organizations | 105 | 13 | 4,457 | (D) | (D) | (D) | (D) | (D) | (D) | (D) |
| Merchandise vending machine operators | 11 | 1 | 663 | (D) | (D) | (D) | (D) | (D) | (D) | (D) |
| MARQUETTE COUNTY | | | | | | | | | | |
| Retail trade, total | 516 | 366 | 45,117 | 41,509 | 4,195 | 80,189 | 71,878 | 1,810 | 1,370 | 575 |
| Food stores, total | 132 | 82 | 16,370 | 14,834 | 807 | 15,600 | 13,040 | 397 | 249 | 157 |
| Grocery stores | 115 | 73 | 13,688 | 12,360 | 701 | 13,147 | 10,704 | 354 | 212 | 135 |
| Meat markets, fish (seafood) markets | ... | ... | ... | ... | ... | ... | ... | ... | ... | ... |
| Fruit stores, vegetable markets | ... | ... | ... | ... | ... | ... | ... | ... | ... | ... |
| Candy, nut, confectionery stores | 4 | ... | 104 | (D) | (D) | (D) | (D) | (D) | (D) | (D) |
| Other food stores | 13 | 9 | (D) | (D) | (D) | (D) | (D) | (D) | (D) | (D) |
| Eating, drinking places, total | 98 | 82 | 3,201 | 2,941 | 540 | 10,677 | 9,449 | 339 | 255 | 125 |
| Eating places | 39 | 31 | 1,278 | 1,196 | 244 | 5,332 | 4,761 | 196 | 157 | 55 |
| Drinking places | 59 | 51 | 1,923 | 1,745 | 296 | 5,345 | 4,688 | 143 | 98 | 70 |
| General merchandise group, total | 26 | 18 | 4,807 | 4,627 | 547 | 10,556 | 8,892 | 273 | 186 | 23 |
| General merchandise group (except variety) | 22 | 14 | 3,978 | 3,798 | 404 | 7,674 | 6,571 | 176 | 129 | 22 |
| Variety stores | 4 | 4 | 829 | 829 | 143 | 2,882 | 2,321 | 97 | 57 | 1 |
| Apparel, accessories stores, total | 31 | 27 | 2,303 | 2,223 | 266 | 5,003 | 4,497 | 111 | 94 | 32 |
| Shoe stores | 3 | 3 | 247 | 247 | 27 | 559 | 490 | 11 | 7 | 2 |
| Men's, boys' clothing and furnishings stores | 7 | 7 | 466 | 466 | 54 | 756 | 750 | 14 | 14 | 7 |
| Family clothing stores | 4 | 4 | 768 | 768 | 96 | 2,044 | 1,883 | 41 | 38 | 6 |
| Women's clothing, specialty stores | 11 | 11 | (D) | (D) | (D) | (D) | (D) | (D) | (D) | (D) |
| Ready-to-wear stores | 10 | 10 | 658 | 658 | 82 | 1,484 | 1,214 | 40 | 30 | 10 |
| Other clothing, specialty stores | 1 | 1 | (D) | (D) | (D) | (D) | (D) | (D) | (D) | (D) |
| Other apparel stores | 6 | 2 | (D) | (D) | (D) | (D) | (D) | (D) | (D) | (D) |
| Furniture, home furnishings, appliance dealers, total | 32 | 24 | 2,458 | 2,316 | 371 | 7,691 | 7,245 | 150 | 114 | 29 |
| Furniture, home furnishings stores, antique stores | 8 | 8 | 1,374 | 1,374 | 215 | 4,506 | 4,388 | 74 | 69 | 5 |
| Household appliance, radio, TV stores | 24 | 16 | 1,084 | 942 | 156 | 3,185 | 2,857 | 56 | 45 | 24 |
| Automotive group | 23 | 19 | 5,721 | 5,667 | 692 | 12,231 | 11,944 | 182 | 168 | 25 |
| Gasoline service stations | 67 | 43 | 3,223 | 2,563 | 134 | 3,151 | 2,218 | 84 | 45 | 72 |
| Lumber, bldg. mads., hardware, farm equip. dealers, total | 37 | 23 | 3,152 | 2,848 | 441 | 8,076 | 7,720 | 149 | 132 | 40 |
| Farm equipment dealers | 2 | ... | (D) | ... | ... | ... | ... | ... | ... | (D) |
| Lumber, building materials, supplies, equipment dealers | 21 | 13 | 2,317 | 2,133 | 381 | 6,742 | 6,440 | 119 | 107 | 19 |
| Hardware stores | 14 | 10 | (D) | 715 | 60 | 1,334 | 1,280 | 30 | 25 | (D) |
| Drug stores, proprietary stores, total | 9 | 9 | 876 | 876 | 128 | 2,524 | 2,449 | 45 | 40 | 6 |
| Drug stores | 8 | 8 | (D) | (D) | (D) | (D) | (D) | (D) | (D) | (D) |
| Proprietary stores | 1 | 1 | (D) | (D) | (D) | (D) | (D) | (D) | (D) | (D) |
| Other retail stores, total | 47 | 35 | 2,795 | 2,465 | 242 | 4,316 | 4,130 | 86 | 75 | 51 |
| Liquor stores | 5 | 5 | 365 | 365 | 9 | 240 | 216 | 7 | 5 | 5 |
| Fuel, ice dealers | 13 | 9 | 1,373 | 1,271 | 156 | 2,402 | 2,372 | 39 | 38 | 9 |
| Feed, farm, garden supply stores | 2 | 2 | (D) | (D) | (D) | (D) | (D) | (D) | (D) | (D) |
| Jewelry stores | 3 | 3 | 170 | 170 | 23 | 519 | 519 | 11 | 11 | 3 |
| Book, stationery stores | ... | ... | ... | ... | ... | ... | ... | ... | ... | ... |
| Other retail stores (except second-hand) | 21 | 15 | 623 | 417 | 43 | 940 | 840 | 25 | 18 | 30 |
| Second-hand stores | 3 | 1 | (D) | (D) | (D) | (D) | (D) | (D) | (D) | (D) |
| Nonstore retailers | 14 | 4 | 211 | 149 | 27 | 364 | 294 | 14 | 12 | 15 |
| MONROE COUNTY | | | | | | | | | | |
| Retail trade, total | 737 | 529 | 75,168 | 70,844 | 7,469 | 143,575 | 130,636 | 2,750 | 2,080 | 766 |
| Food stores, total | 147 | 87 | 17,391 | 15,603 | 998 | 18,406 | 16,444 | 388 | 276 | 155 |
| Grocery stores | 122 | 68 | 15,556 | 13,842 | 751 | 13,838 | 12,292 | 284 | 202 | 134 |
| Meat markets, fish (seafood) markets | 2 | 2 | (D) | (D) | (D) | (D) | (D) | (D) | (D) | (D) |
| Fruit stores, vegetable markets | 3 | 1 | (D) | (D) | (D) | (D) | (D) | (D) | (D) | (D) |
| Candy, nut, confectionery stores | 6 | 6 | 200 | 200 | 21 | 382 | 360 | 14 | 12 | 6 |
| Other food stores | 14 | 10 | 923 | 855 | 159 | 2,889 | 2,610 | 65 | 44 | 12 |
| Eating, drinking places, total | 151 | 131 | 5,728 | 5,438 | 1,047 | 20,850 | 18,792 | 536 | 402 | 173 |
| Eating places | 75 | 63 | 2,786 | 2,654 | 615 | 11,550 | 10,505 | 325 | 248 | 82 |
| Drinking places | 76 | 68 | 2,942 | 2,784 | 432 | 9,300 | 8,287 | 211 | 154 | 91 |
| General merchandise group, total | 17 | 15 | 4,707 | (D) | 631 | 12,143 | 9,543 | 337 | 180 | 17 |
| General merchandise group (except variety) | 11 | 9 | 3,573 | (D) | 446 | 8,626 | 6,921 | 203 | 109 | 10 |
| Variety stores | 6 | 6 | 1,174 | 1,174 | 185 | 3,517 | 2,622 | 134 | 71 | 7 |
| Apparel, accessories stores, total | 44 | 38 | 3,314 | 3,220 | 341 | 6,036 | 5,114 | 169 | 108 | 43 |
| Shoe stores | 10 | 6 | 743 | 663 | 84 | 1,360 | 1,176 | 31 | 18 | 11 |
| Men's, boys' clothing and furnishings stores | 8 | 8 | 541 | 591 | 65 | 1,223 | 1,110 | 25 | 18 | 8 |
| Family clothing stores | 7 | 7 | 891 | 881 | 100 | 1,803 | 1,513 | 61 | 41 | 5 |
| Women's clothing, specialty stores | 17 | 15 | (D) | (D) | (D) | (D) | (D) | (D) | (D) | (D) |
| Ready-to-wear stores | (NA) | 13 | (NA) | 884 | 72 | 1,315 | 1,044 | 42 | 25 | (NA) |
| Other clothing, specialty stores | (NA) | 2 | (NA) | (D) | (D) | (D) | (D) | (D) | (D) | (NA) |
| Other apparel stores | 2 | 2 | (D) | (D) | (D) | (D) | (D) | (D) | (D) | (D) |

Standard Notes: (D) Withheld to avoid disclosure. (NA) Not available. n.e.c. Not elsewhere classified. XXX Not applicable. (Z) Less than \$500. ... Represents zero.
¹ Group totals may include data for establishments without payroll which could not be classified by detailed kind of business.

Table 104. RETAIL TRADE: 1954 — COUNTIES WITH 500 ESTABLISHMENTS OR MORE—Continued

Establishments, Sales, Payroll, and Personnel, by Kind of Business

| County and kind of business | Establishments | | Sales | | Payroll, entire year (\$1,000) | Payroll, workweek ended nearest Nov. 15 | | Paid employees, workweek ended nearest Nov. 15 | | Proprietors (unincorporated businesses only) ¹ (Number) |
|---|--------------------------------|--------------------------|---|--|-----------------------------------|---|----------------------------|--|---------------------------|---|
| | Total ¹ (Number) | With payroll (Number) | Total, all establishments ¹ (\$1,000) | Establishments with payroll (\$1,000) | | Total (Dollars) | Full workweek (Dollars) | Total (Number) | Full workweek (Number) | |
| MONROE COUNTY--Con. | | | | | | | | | | |
| Furniture, home furnishings, appliance dealers, total | 39 | 27 | 3,626 | 3,462 | 531 | 9,942 | 9,232 | 165 | 131 | 31 |
| Furniture, home furnishings stores, antique stores | 12 | 10 | 2,570 | (D) | 408 | 6,675 | 6,085 | 107 | 83 | 10 |
| Household appliance, radio, TV stores | 27 | 17 | 1,256 | (D) | 123 | 3,267 | 3,149 | 58 | 48 | 21 |
| Automotive group | 43 | 33 | 17,457 | 17,351 | 1,530 | 28,732 | 28,405 | 347 | 338 | 37 |
| Gasoline service stations | 116 | 72 | 7,742 | 6,688 | 466 | 9,261 | 8,220 | 200 | 141 | 134 |
| Lumber, bldg. mats., hardware, farm equip. dealers, total | 61 | 59 | 7,737 | (D) | 984 | 19,816 | 17,689 | 295 | 239 | 60 |
| Farm equipment dealers | 16 | 16 | 2,530 | 2,530 | 216 | 3,836 | 3,787 | 63 | 61 | 16 |
| Lumber, building materials, supplies, equipment dealers | 27 | 27 | 3,839 | 3,839 | 597 | 12,831 | 11,071 | 162 | 128 | 22 |
| Hardware stores | 18 | 16 | 1,363 | (D) | 171 | 3,149 | 2,831 | 70 | 50 | 22 |
| Drug stores, proprietary stores, total | 15 | 13 | 1,924 | (D) | 230 | 4,067 | 3,702 | 94 | 76 | 12 |
| Drug stores | (NA) | 12 | (NA) | (D) | (D) | (D) | (D) | (D) | (D) | (NA) |
| Proprietary stores | (NA) | 1 | (NA) | (D) | (D) | (D) | (D) | (D) | (D) | (NA) |
| Other retail stores, total | 69 | 45 | 3,816 | 3,346 | 399 | 8,499 | 7,788 | 148 | 122 | 71 |
| Liquor stores | 5 | 5 | 592 | 592 | 41 | 644 | 594 | 14 | 11 | 5 |
| Fuel, ice dealers | 18 | 10 | 1,264 | 1,056 | 138 | 2,777 | 2,610 | 43 | 38 | 15 |
| Feed, farm, garden supply stores | 4 | 2 | 221 | (D) | (D) | (D) | (D) | (D) | (D) | (D) |
| Jewelry stores | 5 | 5 | 590 | 590 | 89 | 2,081 | 1,798 | 29 | 24 | 4 |
| Book, stationery stores | 2 | 2 | (D) | (D) | (D) | (D) | (D) | (D) | (D) | (D) |
| Other retail stores (except second-hand) | 23 | 17 | (D) | 690 | 89 | 1,717 | 1,544 | 42 | 32 | 25 |
| Second-hand stores | 6 | 4 | 213 | (D) | 13 | 209 | 209 | 4 | 4 | 9 |
| Nonstore retailers | 35 | 9 | 1,726 | 1,518 | 312 | 5,823 | 5,707 | 71 | 67 | 33 |
| MUSKEGON COUNTY | | | | | | | | | | |
| Retail trade, total | 1,213 | 959 | 140,844 | 135,010 | 14,533 | 281,552 | 251,001 | 5,768 | 4,236 | 1,326 |
| Food stores, total | 284 | 206 | 38,903 | 36,179 | 2,407 | 45,749 | 40,574 | 1,090 | 801 | 321 |
| Grocery stores | 239 | 179 | 35,802 | 33,558 | 1,968 | 37,771 | 33,444 | 898 | 667 | 272 |
| Meat markets, fish (seafood) markets | 15 | 9 | 1,434 | 1,172 | 102 | 1,950 | 1,706 | 35 | 25 | 17 |
| Fruit stores, vegetable markets | 8 | 4 | 473 | (D) | (D) | (D) | (D) | (D) | (D) | (D) |
| Candy, nut, confectionery stores | 7 | 3 | 113 | 81 | 20 | 360 | 297 | 14 | 9 | 7 |
| Other food stores | 15 | 11 | 1,065 | (D) | (D) | (D) | (D) | (D) | (D) | (D) |
| Eating, drinking places, total | 202 | 186 | 8,599 | 8,327 | 1,675 | 32,672 | 28,992 | 931 | 693 | 252 |
| Eating places | 126 | 114 | 4,967 | 4,819 | 1,104 | 21,582 | 19,565 | 651 | 513 | 161 |
| Drinking places | 76 | 72 | 3,632 | 3,508 | 571 | 11,090 | 9,427 | 280 | 180 | 91 |
| General merchandise group, total | 32 | 30 | 16,509 | (D) | 2,525 | 53,626 | 41,146 | 1,254 | 721 | 21 |
| General merchandise group (except variety) | 18 | 16 | 13,815 | (D) | 2,075 | 41,884 | 31,940 | 853 | 489 | 14 |
| Variety stores | 14 | 14 | 2,694 | 2,694 | 450 | 11,742 | 9,206 | 401 | 232 | 7 |
| Apparel, accessories stores, total | 74 | 64 | 6,285 | 6,099 | 794 | 14,488 | 12,894 | 346 | 240 | 53 |
| Shoe stores | 23 | 19 | 1,889 | 1,801 | 261 | 4,662 | 4,115 | 100 | 61 | 7 |
| Men's, boys' clothing and furnishings stores | (NA) | 16 | (NA) | (D) | 137 | 2,308 | 1,916 | 57 | 33 | (NA) |
| Family clothing stores | (NA) | 7 | (NA) | 1,187 | 168 | 3,040 | 2,755 | 69 | 52 | (NA) |
| Women's clothing, specialty stores | 20 | 18 | 1,605 | (D) | 214 | 4,207 | 3,906 | 110 | 89 | 12 |
| Ready-to-wear stores | (NA) | 10 | (NA) | 1,318 | 166 | 3,188 | 3,026 | 82 | 71 | (NA) |
| Other clothing, specialty stores | (NA) | 8 | (NA) | (D) | 48 | 1,019 | 880 | 28 | 18 | (NA) |
| Other apparel stores | 6 | 4 | 158 | (D) | 14 | 271 | 202 | 10 | 5 | 7 |
| Furniture, home furnishings, appliance dealers, total | 73 | 61 | 7,425 | 7,349 | 1,231 | 22,826 | 22,134 | 333 | 293 | 81 |
| Furniture, home furnishings stores, antique stores | 25 | 23 | 3,657 | (D) | 724 | 13,345 | 12,923 | 185 | 166 | 30 |
| Household appliance, radio, TV stores | 48 | 38 | 3,768 | (D) | 507 | 9,481 | 9,211 | 148 | 132 | 51 |
| Automotive group | 95 | 75 | 27,033 | 26,693 | 2,319 | 42,627 | 41,962 | 535 | 503 | 90 |
| Gasoline service stations | 155 | 123 | 10,062 | 9,160 | 669 | 13,852 | 12,182 | 287 | 209 | 179 |
| Lumber, bldg. mats., hardware, farm equip. dealers, total | 87 | 75 | 12,116 | 11,768 | 1,328 | 25,110 | 24,006 | 375 | 332 | 94 |
| Farm equipment dealers | 9 | 7 | 1,284 | (D) | 114 | 1,832 | 1,632 | 26 | 26 | 14 |
| Lumber, building materials, supplies, equipment dealers | 44 | 42 | 8,200 | (D) | 924 | 17,721 | 16,966 | 251 | 226 | 38 |
| Hardware stores | 34 | 26 | 2,632 | 2,434 | 290 | 5,557 | 5,208 | 98 | 80 | 42 |
| Drug stores, proprietary stores, total | 41 | 37 | 5,431 | 5,359 | 538 | 10,803 | 8,903 | 279 | 173 | 46 |
| Drug stores | (NA) | 32 | (NA) | (D) | 521 | 10,497 | 8,627 | 267 | 165 | (NA) |
| Proprietary stores | (NA) | 5 | (NA) | (D) | 17 | 306 | 276 | 12 | 8 | (NA) |
| Other retail stores, total | 129 | 87 | 6,588 | (D) | 739 | 13,814 | 12,444 | 264 | 200 | 142 |
| Liquor stores | 7 | 5 | 420 | (D) | 18 | 377 | 316 | 7 | 5 | 6 |
| Fuel, ice dealers | 27 | 21 | 1,574 | 1,438 | 119 | 2,627 | 2,360 | 51 | 38 | 28 |
| Feed, farm, garden supply stores | 5 | 5 | 444 | 444 | 22 | 205 | 180 | 4 | 3 | 6 |
| Jewelry stores | 9 | 9 | 1,148 | 1,148 | 214 | 4,395 | 3,909 | 70 | 56 | 8 |
| Book, stationery stores | 3 | 1 | 118 | (D) | (D) | (D) | (D) | (D) | (D) | (D) |
| Other retail stores (except second-hand) | 58 | 40 | 2,479 | 2,207 | (D) | (D) | (D) | (D) | (D) | (D) |
| Second-hand stores | 6 | 6 | 261 | 261 | 34 | 680 | 650 | 12 | 9 | 7 |
| Nonstore retailers | 41 | 15 | 1,893 | 1,713 | 308 | 5,985 | 5,764 | 74 | 66 | 47 |

Standard Notes: (D) Withheld to avoid disclosure. (NA) Not available. n.e.c. Not elsewhere classified. XXX Not applicable. (Z) Less than \$500. ... Represents zero.
¹ Group totals may include data for establishments without payroll which could not be classified by detailed kind of business.

Table 104. RETAIL TRADE: 1954 — COUNTIES WITH 500 ESTABLISHMENTS OR MORE—Continued

Establishments, Sales, Payroll, and Personnel, by Kind of Business

| County and kind of business | Establishments | | Sales | | Payroll, entire year (\$1,000) | Payroll, workweek ended nearest Nov. 15 | | Paid employees, workweek ended nearest Nov. 15 | | Proprietors (unincorporated businesses, only) ¹ (Number) |
|---|--------------------------------|--------------------------|---|--|-----------------------------------|---|----------------------------|--|---------------------------|--|
| | Total ¹ (Number) | With payroll (Number) | Total, all establishments ¹ (\$1,000) | Establishments with payroll (\$1,000) | | Total (Dollars) | Full workweek (Dollars) | Total (Number) | Full workweek (Number) | |
| OAKLAND COUNTY | | | | | | | | | | |
| Retail trade, total | 3,849 | 2,931 | 600,513 | 578,859 | 64,170 | 1,265,287 | 1,126,322 | 24,102 | 18,204 | 4,150 |
| Food stores, total | 725 | 529 | 144,100 | 137,046 | 9,709 | 182,823 | 158,202 | 3,879 | 2,667 | 772 |
| Grocery stores | 532 | 394 | 130,195 | 124,447 | 7,991 | 150,432 | 130,074 | 3,128 | 2,125 | 606 |
| Meat markets, fish (seafood) markets | 28 | 18 | 3,479 | 3,303 | 294 | 5,784 | 4,889 | 105 | 62 | 40 |
| Fruit stores, vegetable markets | 7 | 7 | 802 | 788 | 64 | 1,130 | 973 | 29 | 20 | 11 |
| Candy, nut, confectionery stores | 40 | 28 | 2,493 | 2,285 | 378 | 7,051 | 4,608 | 203 | 97 | 24 |
| Bakery products stores | 53 | 47 | 3,489 | 3,405 | 632 | 11,480 | 11,157 | 281 | 259 | 35 |
| Other food stores | 63 | 35 | 3,592 | 2,818 | 350 | 6,946 | 6,501 | 133 | 104 | 54 |
| Eating, drinking places, total | 645 | 589 | 38,570 | 37,630 | 8,938 | 180,927 | 166,685 | 4,217 | 3,482 | 811 |
| Eating places (except refreshment stands) | 410 | 376 | 27,179 | 26,695 | 7,059 | 143,904 | 134,592 | 3,345 | 2,851 | 516 |
| Refreshment stands | 60 | 50 | 1,488 | 1,358 | 173 | 2,763 | 2,369 | 97 | 71 | 69 |
| Drinking places | 175 | 163 | 9,903 | 9,577 | 1,706 | 34,260 | 29,724 | 775 | 560 | 226 |
| General merchandise group, total | 99 | 89 | 80,227 | 80,049 | 11,008 | 240,138 | 179,035 | 6,058 | 3,757 | 92 |
| Department stores | 7 | 7 | (D) | (D) | (D) | (D) | (D) | (D) | (D) | (D) |
| Dry goods, general merchandise stores | 45 | 39 | 4,493 | 4,439 | 658 | 12,552 | 11,946 | 240 | 207 | 47 |
| General stores | 2 | 2 | (D) | (D) | (D) | (D) | (D) | (D) | (D) | (D) |
| Variety stores | 45 | 41 | 13,291 | 13,167 | 2,134 | 41,938 | 27,003 | 1,360 | 611 | 42 |
| Apparel, accessories stores, total | 280 | 264 | 36,365 | 36,151 | 4,894 | 93,821 | 83,796 | 1,917 | 1,447 | 197 |
| Shoe stores | 71 | 65 | 6,044 | 5,904 | 741 | 14,277 | 12,212 | 272 | 182 | 39 |
| Men's, boys' clothing and furnishings stores | 56 | 56 | 8,422 | 8,412 | 1,116 | 21,468 | 19,334 | 328 | 237 | 54 |
| Family clothing stores | 21 | 21 | (D) | (D) | (D) | (D) | (D) | (D) | (D) | (D) |
| Women's clothing, specialty stores | 104 | 100 | 16,162 | 16,142 | 2,285 | 44,792 | 40,076 | 989 | 764 | 53 |
| Ready-to-wear stores | (NA) | 68 | (NA) | 14,765 | 2,098 | 40,759 | 36,420 | 889 | 687 | (NA) |
| Millinery stores | (NA) | 19 | (NA) | 510 | 80 | 1,687 | 1,478 | 50 | 37 | (NA) |
| Other clothing, specialty stores | (NA) | 13 | (NA) | 867 | 177 | 2,346 | 2,178 | 50 | 40 | (NA) |
| Other apparel stores | 24 | 22 | (D) | (D) | (D) | (D) | (D) | (D) | (D) | (D) |
| Furniture, home furnishings, appliance dealers, total | 248 | 194 | 29,034 | 28,128 | 3,835 | 71,212 | 67,813 | 1,076 | 954 | 235 |
| Furniture, home furnishings stores | 119 | 99 | 17,227 | 16,973 | 2,468 | 45,425 | 43,731 | 607 | 556 | 104 |
| Furniture stores | (NA) | 57 | (NA) | 12,792 | 1,913 | 34,005 | 32,582 | 440 | 400 | (NA) |
| Home furnishings stores, antique stores | (NA) | 42 | (NA) | 4,181 | 555 | 11,420 | 11,149 | 167 | 156 | (NA) |
| Household appliance, radio, TV stores | 129 | 95 | 11,807 | 11,155 | 1,367 | 25,787 | 24,082 | 469 | 398 | 131 |
| Automotive group, total | 208 | 172 | 122,934 | 121,828 | 10,855 | 204,415 | 202,087 | 2,237 | 2,160 | 201 |
| Passenger car dealers (franchised) | 86 | 86 | 108,789 | 108,789 | 9,797 | 184,714 | 183,172 | 1,922 | 1,891 | 57 |
| Passenger car dealers (nonfranchised) | 68 | 38 | 7,774 | 6,800 | 314 | 6,539 | 6,321 | 97 | 86 | 93 |
| Tire, battery, accessory dealers | 32 | 32 | (D) | (D) | (D) | (D) | (D) | (D) | (D) | (D) |
| Other automotive dealers | 22 | 16 | (D) | (D) | (D) | (D) | (D) | (D) | (D) | (D) |
| Gasoline service stations | 499 | 393 | 41,357 | 38,337 | 3,319 | 67,650 | 60,306 | 1,227 | 926 | 656 |
| Lumber, bldg. mats., hardware, farm equip. dealers, total | 337 | 259 | 43,791 | 42,283 | 5,220 | 98,575 | 94,251 | 1,238 | 1,085 | 358 |
| Farm equipment dealers | 14 | 12 | 2,038 | (D) | 277 | 5,072 | 4,884 | 53 | 48 | 11 |
| Lumber, building materials dealers | 118 | 98 | 28,315 | 27,933 | 3,343 | 61,760 | 60,398 | 699 | 657 | 105 |
| Plumbing, paint, electrical stores | 70 | 48 | 4,171 | (D) | 742 | 15,417 | 14,427 | 204 | 175 | 80 |
| Hardware stores | 135 | 101 | 9,267 | 8,527 | 858 | 16,326 | 14,542 | 282 | 205 | 162 |
| Drug stores, proprietary stores, total | 126 | 122 | 21,124 | (D) | 2,244 | 43,908 | 36,994 | 938 | 619 | 117 |
| Drug stores | (NA) | 109 | (NA) | 20,122 | 2,178 | 42,740 | 36,158 | 893 | 598 | (NA) |
| Proprietary stores | (NA) | 13 | (NA) | (D) | 66 | 1,168 | 836 | 45 | 21 | (NA) |
| Other retail stores, total | 442 | 292 | 30,800 | (D) | 3,207 | 65,104 | 60,631 | 1,100 | 900 | 469 |
| Liquor stores | 24 | 20 | 2,686 | 2,316 | 128 | 2,494 | 2,084 | 54 | 34 | 35 |
| Fuel, ice dealers | 45 | 33 | 6,778 | 6,558 | 646 | 12,476 | 12,153 | 166 | 155 | 43 |
| Feed, farm, garden supply stores | 47 | 33 | 5,692 | 5,232 | 502 | 9,509 | 9,064 | 137 | 118 | 53 |
| Jewelry stores | 57 | 43 | 3,915 | 3,749 | 550 | 12,808 | 11,861 | 204 | 173 | 47 |
| Book, stationery stores | 12 | 10 | 882 | (D) | 127 | 1,915 | 1,915 | 37 | 33 | 12 |
| Sporting goods, bicycle stores | 37 | 27 | 1,735 | 1,621 | 203 | 3,723 | 3,456 | 58 | 47 | 36 |
| Florists | 37 | 33 | 1,990 | 1,946 | 351 | 7,127 | 6,229 | 158 | 106 | 43 |
| Cigar stores, stands | ••• | ••• | (D) | (D) | (D) | (D) | (D) | (D) | (D) | (D) |
| News dealers, newsstands | 6 | 4 | 116 | (D) | (D) | (D) | (D) | (D) | (D) | (D) |
| Gift, novelty, souvenir stores | 29 | 19 | 906 | 774 | 94 | 2,162 | 1,977 | 47 | 36 | 33 |
| Music stores | 12 | 12 | (D) | (D) | (D) | (D) | (D) | (D) | (D) | (D) |
| Camera, photographic supply stores | 6 | 6 | 1,578 | 1,578 | 110 | 2,089 | 2,089 | 36 | 36 | 5 |
| Other retail stores (except second-hand) | 43 | 37 | (D) | 1,701 | (D) | (D) | (D) | (D) | (D) | (D) |
| Second-hand stores | 27 | 15 | 632 | 514 | 48 | 1,029 | 913 | 25 | 19 | 32 |
| Nonstore retailers, total | 240 | 28 | 12,211 | 8,055 | 941 | 16,714 | 16,522 | 215 | 207 | 242 |
| Mail order houses | ••• | ••• | ••• | ••• | ••• | ••• | ••• | ••• | ••• | ••• |
| Direct selling (house-to-house) organizations | 231 | 23 | 8,277 | (D) | (D) | (D) | (D) | (D) | (D) | (D) |
| Merchandise vending machine operators | 9 | 5 | 3,934 | (D) | (D) | (D) | (D) | (D) | (D) | (D) |
| OTTAWA COUNTY | | | | | | | | | | |
| Retail trade, total | 868 | 612 | 84,086 | 78,680 | 7,896 | 149,746 | 134,355 | 3,292 | 2,303 | 1,005 |
| Food stores, total | 169 | 117 | 20,637 | 19,111 | 1,219 | 25,359 | 22,593 | 635 | 458 | 216 |
| Grocery stores | 126 | 92 | 18,656 | 17,624 | 951 | 19,163 | 16,738 | 494 | 341 | 162 |
| Meat markets, fish (seafood) markets | 4 | 4 | 269 | 269 | 22 | 284 | 284 | 5 | 5 | 4 |
| Fruit stores, vegetable markets | 4 | 2 | 274 | (D) | (D) | (D) | (D) | (D) | (D) | (D) |
| Candy, nut, confectionery stores | 6 | 2 | 163 | (D) | (D) | (D) | (D) | (D) | (D) | (D) |
| Other food stores | 29 | 17 | 1,275 | 943 | 235 | 5,860 | 5,571 | 131 | 112 | 35 |
| Eating, drinking places, total | 121 | 101 | 3,750 | 3,496 | 588 | 12,385 | 9,377 | 471 | 226 | 143 |
| Eating places | 87 | 71 | 2,515 | 2,341 | 452 | 9,028 | 6,724 | 387 | 176 | 103 |
| Drinking places | 34 | 30 | 1,235 | 1,155 | 136 | 3,357 | 2,653 | 84 | 50 | 40 |
| General merchandise group, total | 30 | 26 | 5,673 | 5,605 | 871 | 15,810 | 13,235 | 441 | 276 | 19 |
| General merchandise group (except variety) | 17 | 17 | 4,311 | 4,311 | 657 | 11,564 | 10,205 | 279 | 202 | 11 |
| Variety stores | 13 | 9 | 1,362 | 1,294 | 214 | 4,246 | 3,030 | 162 | 74 | 8 |

Standard Notes: (D) Withheld to avoid disclosure. (NA) Not available. n.e.c. Not elsewhere classified. XXX Not applicable. (Z) Less than \$500. ... Represents zero.
¹ Group totals may include data for establishments without payroll which could not be classified by detailed kind of business.

Table 104. RETAIL TRADE: 1954 — COUNTIES WITH 500 ESTABLISHMENTS OR MORE—Continued

Establishments, Sales, Payroll, and Personnel, by Kind of Business

| County and kind of business | Establishments | | Sales | | Payroll, entire year (\$1,000) | Payroll, workweek ended nearest Nov. 15 | | Paid employees, workweek ended nearest Nov. 15 | | Proprietors (unincorporated businesses only) ¹ (Number) |
|---|--------------------|--------------|--|-----------------------------|-----------------------------------|---|---------------|--|---------------|---|
| | Total ¹ | With payroll | Total, all establishments ¹ | Establishments with payroll | | Total | Full workweek | Total | Full workweek | |
| | (Number) | (Number) | (\$1,000) | (\$1,000) | | (Dollars) | (Dollars) | (Number) | (Number) | |
| OTTAWA COUNTY—Con. | | | | | | | | | | |
| Apparel, accessories stores, total | 63 | 47 | 3,795 | 3,501 | 407 | 8,095 | 6,414 | 238 | 129 | 61 |
| Shoe stores | 20 | 12 | 843 | 735 | 102 | 2,004 | 1,331 | 48 | 22 | 18 |
| Men's, boys' clothing and furnishings stores | (NA) | 10 | (NA) | 1,019 | 108 | 2,013 | 1,639 | 60 | 25 | (NA) |
| Family clothing stores | (NA) | 2 | (NA) | (D) | (D) | (D) | (D) | (D) | (D) | (NA) |
| Women's clothing, specialty stores | 18 | 18 | 1,432 | 1,432 | 173 | 3,630 | 3,128 | 111 | 73 | 15 |
| Ready-to-wear stores | 15 | 15 | 1,380 | 1,380 | 167 | 3,533 | 3,031 | 108 | 70 | 11 |
| Other clothing, specialty stores | 3 | 3 | 52 | 52 | 6 | 97 | 97 | 3 | 3 | 4 |
| Other apparel stores | 7 | 5 | 211 | (D) | (D) | (D) | (D) | (D) | (D) | (D) |
| Furniture, home furnishings, appliance dealers, total | 57 | 33 | 3,177 | 2,683 | 374 | 5,936 | 5,584 | 104 | 85 | 62 |
| Furniture, home furnishings stores, antique stores | 27 | 17 | 2,036 | 1,770 | 272 | 4,367 | 4,085 | 76 | 60 | 33 |
| Household appliance, radio, TV stores | 30 | 16 | 1,141 | 913 | 102 | 1,569 | 1,499 | 28 | 25 | 29 |
| Automotive group | 64 | 48 | 18,803 | 18,543 | 1,839 | 32,256 | 31,667 | 439 | 419 | 71 |
| Gasoline service stations | 105 | 77 | 5,842 | 5,034 | 349 | 6,181 | 5,295 | 106 | 105 | 135 |
| Lumber, bldg. mats., hardware, farm equip. dealers, total | 99 | 69 | 10,784 | 10,190 | 1,233 | 23,951 | 22,830 | 366 | 314 | 119 |
| Farm equipment dealers | 21 | 15 | 1,716 | 1,674 | 114 | 1,919 | 1,888 | 51 | 30 | 26 |
| Lumber, building materials, supplies, equipment dealers | 46 | 32 | 6,016 | 5,770 | 782 | 15,945 | 15,359 | 222 | 200 | 44 |
| Hardware stores | 30 | 22 | 2,974 | 2,746 | 337 | 6,087 | 5,583 | 113 | 84 | 43 |
| Drug stores, proprietary stores, total | 21 | 21 | 2,321 | 2,321 | 225 | 4,242 | 3,155 | 137 | 60 | 25 |
| Drug stores | 20 | 20 | (D) | (D) | (D) | (D) | (D) | (D) | (D) | (D) |
| Proprietary stores | 1 | 1 | (D) | (D) | (D) | (D) | (D) | (D) | (D) | (D) |
| Other retail stores, total | 101 | 67 | 8,366 | 7,772 | 705 | 14,126 | 12,887 | 284 | 213 | 115 |
| Liquor stores | 7 | 7 | 635 | 635 | 28 | 536 | 415 | 15 | 7 | 8 |
| Fuel, ice dealers | 16 | 14 | 1,785 | (D) | 192 | 3,743 | 3,664 | 56 | 51 | 17 |
| Feed, farm, garden supply stores | 18 | 14 | 3,272 | 3,096 | 187 | 5,417 | 3,070 | 60 | 46 | 15 |
| Jewelry stores | 11 | 7 | 454 | 356 | 48 | 972 | 906 | 17 | 15 | 13 |
| Book, stationery stores | 5 | 3 | (D) | (D) | (D) | (D) | (D) | (D) | (D) | (D) |
| Other retail stores (except second-hand) | 36 | 20 | 1,775 | 1,587 | 220 | 4,804 | 4,294 | 115 | 82 | 47 |
| Second-hand stores | 2 | 2 | (D) | (D) | (D) | (D) | (D) | (D) | (D) | (D) |
| Nonstore retailers | 36 | 6 | 938 | 424 | 86 | 1,405 | 1,316 | 21 | 18 | 39 |
| SAGINAW COUNTY (See Saginaw Standard Metropolitan Area, Table 103.) | | | | | | | | | | |
| ST. CLAIR COUNTY | | | | | | | | | | |
| Retail trade, total | 1,099 | 781 | 110,875 | 104,703 | 11,034 | 202,900 | 184,887 | 4,197 | 3,224 | 1,177 |
| Food stores, total | 235 | 135 | 31,275 | 28,705 | 1,876 | 35,527 | 30,545 | 801 | 548 | 257 |
| Grocery stores | 191 | 107 | 27,996 | 25,760 | 1,526 | 28,934 | 24,543 | 656 | 441 | 206 |
| Meat markets, fish (seafood) markets | 11 | 7 | 1,439 | 1,323 | 123 | 2,273 | 2,033 | 46 | 35 | 10 |
| Fruit stores, vegetable markets | 1 | 1 | (D) | (D) | (D) | (D) | (D) | (D) | (D) | (D) |
| Candy, nut, confectionery stores | 10 | 6 | 208 | 130 | 20 | 323 | 263 | 14 | 9 | 14 |
| Other food stores | 22 | 14 | (D) | (D) | (D) | (D) | (D) | (D) | (D) | (D) |
| Eating, drinking places, total | 205 | 161 | 7,328 | 6,694 | 1,360 | 22,845 | 20,415 | 654 | 513 | 258 |
| Eating places | 100 | 82 | 3,546 | 3,274 | 762 | 12,176 | 10,748 | 390 | 304 | 128 |
| Drinking places | 105 | 79 | 3,782 | 3,420 | 598 | 10,669 | 9,667 | 264 | 209 | 130 |
| General merchandise group, total | 32 | 30 | 9,250 | (D) | 1,384 | 25,366 | 21,192 | 702 | 464 | 24 |
| General merchandise group (except variety) | 21 | 19 | 6,399 | (D) | 917 | 16,722 | 14,253 | 419 | 290 | 17 |
| Variety stores | 11 | 11 | 2,851 | 2,851 | 467 | 8,644 | 6,939 | 283 | 174 | 7 |
| Apparel, accessories stores, total | 71 | 61 | 5,739 | 5,633 | 711 | 12,487 | 11,134 | 316 | 221 | 49 |
| Shoe stores | 20 | 16 | 1,293 | 1,207 | 131 | 2,217 | 1,794 | 52 | 30 | 14 |
| Men's, boys' clothing and furnishings stores | 12 | 12 | 1,012 | 1,012 | 121 | 2,072 | 1,960 | 42 | 35 | 6 |
| Family clothing stores | 6 | 6 | 478 | (D) | (D) | (D) | (D) | (D) | (D) | (D) |
| Women's clothing, specialty stores | 25 | 25 | 2,893 | 2,893 | 407 | 7,397 | 6,713 | 198 | 140 | 14 |
| Ready-to-wear stores | 19 | 19 | 2,731 | 2,731 | 382 | 6,973 | 6,340 | 183 | 129 | 13 |
| Other clothing, specialty stores | 6 | 6 | 162 | 162 | 25 | 424 | 373 | 15 | 11 | 1 |
| Other apparel stores | 4 | 2 | 49 | (D) | (D) | (D) | (D) | (D) | (D) | (D) |
| Furniture, home furnishings, appliance dealers, total | 54 | 44 | 4,648 | 4,594 | 626 | 10,519 | 9,994 | 190 | 168 | 52 |
| Furniture, home furnishings stores, antique stores | 28 | 22 | 2,548 | 2,520 | 311 | 5,701 | 5,395 | 90 | 80 | 31 |
| Household appliance, radio, TV stores | 26 | 22 | 2,100 | 2,074 | 315 | 4,818 | 4,599 | 100 | 88 | 21 |
| Automotive group | 66 | 52 | 20,307 | 20,061 | 1,912 | 35,551 | 35,285 | 437 | 418 | 57 |
| Gasoline service stations | 146 | 108 | 8,372 | 7,504 | 519 | 9,701 | 8,434 | 219 | 159 | 175 |
| Lumber, bldg. mats., hardware, farm equip. dealers, total | 49 | 33 | 12,263 | 11,797 | 1,475 | 27,859 | 26,632 | 400 | 352 | 95 |
| Farm equipment dealers | 15 | 13 | 1,001 | (D) | 91 | 1,698 | 1,609 | 44 | 25 | 18 |
| Lumber, building materials, supplies, equipment dealers | 45 | 39 | 7,687 | (D) | 947 | 18,698 | 18,107 | 240 | 222 | 43 |
| Hardware stores | 29 | 21 | 3,575 | 3,293 | 437 | 7,463 | 6,916 | 132 | 105 | 34 |
| Drug stores, proprietary stores, total | 28 | 26 | 3,509 | (D) | 369 | 7,176 | 6,311 | 194 | 124 | 30 |
| Drug stores | (NA) | 24 | (NA) | (D) | (D) | (D) | (D) | (D) | (D) | (NA) |
| Proprietary stores | (NA) | 2 | (NA) | (D) | (D) | (D) | (D) | (D) | (D) | (NA) |

Standard Notes: (D) Withheld to avoid disclosure. (NA) Not available. n.e.c. Not elsewhere classified. XXX Not applicable. (Z) Less than \$500. ... Represents zero.
¹ Group totals may include data for establishments without payroll which could not be classified by detailed kind of business.

Table 104. RETAIL TRADE: 1954 — COUNTIES WITH 500 ESTABLISHMENTS OR MORE—Continued

Establishments, Sales, Payroll, and Personnel, by Kind of Business

| County and kind of business | Establishments | | Sales | | Payroll, entire year (\$1,000) | Payroll, workweek ended nearest Nov. 15 | | Paid employees, workweek ended nearest Nov. 15 | | Proprietors (unincorporated businesses only) ¹ (Number) |
|--|--------------------------------|--------------------------|---|--|-----------------------------------|---|----------------------------|--|---------------------------|---|
| | Total ¹ (Number) | With payroll (Number) | Total, all establishments ¹ (\$1,000) | Establishments with payroll (\$1,000) | | Total (Dollars) | Full workweek (Dollars) | Total (Number) | Full workweek (Number) | |
| ST. CLAIR COUNTY—Con. | | | | | | | | | | |
| Other retail stores, total | 133 | 83 | 7,473 | 6,751 | 751 | 15,004 | 14,100 | 271 | 237 | 139 |
| Liquor stores | 10 | 8 | 656 | (D) | 26 | 611 | 579 | 15 | 13 | 9 |
| Fuel, ice dealers | 25 | 17 | 1,840 | 1,688 | 187 | 3,647 | 3,616 | 59 | 58 | 26 |
| Feed, farm, garden supply stores | 11 | 9 | 1,737 | (D) | 124 | 2,301 | 2,242 | 37 | 35 | 11 |
| Jewelry stores | 12 | 10 | 952 | (D) | 152 | 3,014 | 2,617 | 55 | 42 | 10 |
| Book, stationery stores | 5 | 3 | 335 | (D) | 40 | 663 | 646 | 11 | 10 | 7 |
| Other retail stores (except second-hand) | 46 | 34 | 1,773 | 1,599 | (D) | (D) | (D) | (D) | (D) | (D) |
| Second-hand stores | 10 | 2 | 56 | (D) | (D) | (D) | (D) | (D) | (D) | (D) |
| Nonstore retailers | 38 | 8 | 711 | 387 | 51 | 865 | 845 | 23 | 20 | 41 |
| SHIAWASSEE COUNTY | | | | | | | | | | |
| Retail trade, total | 503 | 399 | 55,316 | 52,778 | 5,099 | 98,896 | 90,305 | 2,024 | 1,552 | 549 |
| Food stores, total | 91 | 69 | 13,207 | 12,685 | 755 | 15,264 | 12,958 | 369 | 229 | 91 |
| Grocery stores | 77 | 57 | 12,546 | 12,116 | 670 | 13,549 | 11,386 | 322 | 190 | 74 |
| Meat markets, fish (seafood) markets | 2 | 2 | (D) | (D) | (D) | (D) | (D) | (D) | (D) | (D) |
| Fruit stores, vegetable markets | 1 | 1 | (D) | (D) | (D) | (D) | (D) | (D) | (D) | (D) |
| Candy, nut, confectionery stores | 5 | 3 | 121 | (D) | 4 | 35 | 35 | 1 | 1 | 5 |
| Other food stores | 6 | 6 | 281 | 281 | 59 | 1,162 | 1,111 | 36 | 32 | 7 |
| Eating, drinking places, total | 81 | 71 | 2,516 | 2,370 | 427 | 9,465 | 8,049 | 302 | 221 | 115 |
| Eating places | 53 | 47 | 1,551 | 1,485 | 335 | 7,440 | 6,485 | 233 | 177 | 74 |
| Drinking places | 28 | 24 | 965 | 885 | 92 | 2,025 | 1,564 | 69 | 44 | 41 |
| General merchandise group, total | 27 | 21 | 4,623 | 4,547 | 597 | 10,775 | 9,322 | 314 | 216 | 23 |
| General merchandise group (except variety) | 14 | 12 | 3,436 | (D) | 446 | 7,839 | 7,195 | 199 | 164 | 10 |
| Variety stores | 13 | 9 | 1,187 | (D) | 151 | 2,936 | 2,127 | 115 | 52 | 13 |
| Apparel, accessories stores, total | 37 | 35 | 2,560 | (D) | 270 | 4,941 | 4,434 | 118 | 94 | 26 |
| Shoe stores | 10 | 8 | 634 | (D) | 80 | 1,346 | 1,256 | 27 | 21 | 5 |
| Men's, boys' clothing and furnishings stores | 10 | 10 | 634 | 634 | 50 | 1,031 | 814 | 22 | 15 | 11 |
| Family clothing stores | 4 | 4 | 293 | 293 | 27 | 476 | 450 | 18 | 16 | 2 |
| Women's clothing, specialty stores | 13 | 13 | 999 | 999 | 113 | 2,088 | 1,914 | 51 | 42 | 8 |
| Ready-to-wear stores | 11 | 11 | (D) | (D) | (D) | (D) | (D) | (D) | (D) | (D) |
| Other clothing, specialty stores | 2 | 2 | (D) | (D) | (D) | (D) | (D) | (D) | (D) | (D) |
| Other apparel stores | ••• | ••• | ••• | ••• | ••• | ••• | ••• | ••• | ••• | ••• |
| Furniture, home furnishings, appliance dealers, total | 32 | 26 | 3,295 | 3,241 | 450 | 9,679 | 9,129 | 148 | 129 | 41 |
| Furniture, home furnishings stores, antique stores | 14 | 10 | 1,583 | (D) | 244 | 4,614 | 4,455 | 64 | 57 | 21 |
| Household appliance, radio, TV stores | 18 | 16 | 1,712 | (D) | 206 | 5,065 | 4,674 | 84 | 72 | 20 |
| Automotive group | 35 | 31 | 13,422 | 13,100 | 1,095 | 21,211 | 20,987 | 255 | 242 | 33 |
| Gasoline service stations | 76 | 44 | 4,427 | 3,311 | 238 | 4,954 | 4,009 | 98 | 66 | 87 |
| Lumber, bldg. matls., hardware, farm equip. dealers, total | 54 | 50 | 7,550 | 7,490 | 904 | 15,352 | 14,899 | 253 | 233 | 55 |
| Farm equipment dealers | 18 | 18 | 2,298 | 2,298 | 221 | 4,018 | 3,940 | 69 | 66 | 21 |
| Lumber, building materials, supplies, equipment dealers | 22 | 20 | 4,318 | (D) | 573 | 8,935 | 8,692 | 138 | 130 | 19 |
| Hardware stores | 14 | 12 | 934 | (D) | 110 | 2,399 | 2,267 | 46 | 37 | 15 |
| Drug stores, proprietary stores, total | 14 | 14 | 1,380 | 1,380 | 120 | 2,231 | 1,820 | 63 | 39 | 15 |
| Drug stores | 12 | 12 | (D) | (D) | (D) | (D) | (D) | (D) | (D) | (D) |
| Proprietary stores | 2 | 2 | (D) | (D) | (D) | (D) | (D) | (D) | (D) | (D) |
| Other retail stores, total | 42 | 34 | 2,134 | (D) | 212 | 4,517 | 4,205 | 95 | 75 | 48 |
| Liquor stores | 1 | 1 | (D) | (D) | (D) | (D) | (D) | (D) | (D) | (D) |
| Fuel, ice dealers | 5 | 5 | 246 | 246 | 35 | 637 | 586 | 14 | 11 | 4 |
| Feed, farm, garden supply stores | 4 | 4 | 565 | 565 | 30 | 1,044 | 1,039 | 15 | 14 | 6 |
| Jewelry stores | 6 | 6 | 322 | 322 | 63 | 1,125 | 1,073 | 20 | 17 | 7 |
| Book, stationery stores | 2 | 2 | (D) | (D) | (D) | (D) | (D) | (D) | (D) | (D) |
| Other retail stores (except second-hand) | 15 | 15 | 660 | 660 | 74 | 1,492 | 1,313 | 37 | 26 | 18 |
| Second-hand stores | 3 | 1 | 33 | (D) | (D) | (D) | (D) | (D) | (D) | (D) |
| Nonstore retailers | 14 | 4 | 102 | 126 | 31 | 507 | 493 | 9 | 8 | 15 |
| VAN BUREN COUNTY | | | | | | | | | | |
| Retail trade, total | 555 | 397 | 42,620 | 38,738 | 3,507 | 66,758 | 61,184 | 1,404 | 1,075 | 646 |
| Food stores, total | 101 | 69 | 11,681 | 10,669 | 688 | 12,996 | 11,285 | 303 | 208 | 116 |
| Grocery stores | 81 | 57 | 10,810 | 9,950 | 586 | 10,595 | 9,355 | 247 | 165 | 95 |
| Meat markets, fish (seafood) markets | 4 | 4 | (D) | (D) | (D) | (D) | (D) | (D) | (D) | (D) |
| Fruit stores, vegetable markets | 2 | ••• | (D) | (D) | (D) | (D) | (D) | (D) | (D) | (D) |
| Candy, nut, confectionery stores | 3 | 1 | 13 | (D) | (D) | (D) | (D) | (D) | (D) | (D) |
| Other food stores | 11 | 7 | 322 | 286 | 71 | 1,652 | 1,517 | 36 | 31 | 11 |
| Eating, drinking places, total | 88 | 82 | 2,667 | 2,525 | 415 | 8,842 | 7,636 | 250 | 179 | 116 |
| Eating places | 56 | 52 | 1,401 | (D) | 286 | 6,521 | 5,714 | 181 | 137 | 71 |
| Drinking places | 32 | 30 | 1,266 | (D) | 129 | 2,321 | 1,922 | 69 | 42 | 45 |
| General merchandise group, total | 22 | 18 | 1,466 | 1,316 | 152 | 2,985 | 2,703 | 92 | 68 | 34 |
| General merchandise group (except variety) | 11 | 7 | 623 | 473 | 67 | 1,243 | 1,201 | 31 | 28 | 22 |
| Variety stores | 11 | 11 | 843 | 843 | 85 | 1,742 | 1,502 | 61 | 40 | 12 |
| Apparel, accessories stores, total | 36 | 20 | 1,515 | 1,093 | 165 | 2,133 | 1,953 | 45 | 33 | 37 |
| Shoe stores | 1 | 1 | (D) | (D) | (D) | (D) | (D) | (D) | (D) | (D) |
| Men's, boys' clothing and furnishings stores | (NA) | 4 | (NA) | 362 | 57 | 1,144 | 1,069 | 16 | 12 | (NA) |
| Family clothing stores | (NA) | 4 | (NA) | 187 | 11 | 207 | 140 | 6 | 2 | (NA) |
| Women's clothing, specialty stores | 11 | 11 | (D) | (D) | (D) | (D) | (D) | (D) | (D) | (D) |
| Ready-to-wear stores | 10 | 10 | 498 | 498 | 35 | 707 | 669 | 21 | 17 | 12 |
| Other clothing, specialty stores | 1 | 1 | (D) | (D) | (D) | (D) | (D) | (D) | (D) | (D) |
| Other apparel stores | ••• | ••• | (D) | (D) | (D) | (D) | (D) | (D) | (D) | (D) |

Standard Notes: (D) Withheld to avoid disclosure. (NA) Not available. n.e.c. Not elsewhere classified. XXX Not applicable. (Z) Less than \$500. ... Represents zero.
¹ Group totals may include data for establishments without payroll which could not be classified by detailed kind of business.

Table 104. RETAIL TRADE: 1954 — COUNTIES WITH 500 ESTABLISHMENTS OR MORE—Continued

Establishments, Sales, Payroll, and Personnel, by Kind of Business

| County and kind of business | Establishments | | Sales | | Payroll, entire year (\$1,000) | Payroll, workweek ended nearest Nov. 15 | | Paid employees, workweek ended nearest Nov. 15 | | Proprietors (unincorporated businesses only) ¹ (Number) |
|---|--------------------------------|--------------------------|---|--|-----------------------------------|---|----------------------------|--|---------------------------|---|
| | Total ¹ (Number) | With payroll (Number) | Total, all establishments ² (\$1,000) | Establishments with payroll (\$1,000) | | Total (Dollars) | Full workweek (Dollars) | Total (Number) | Full workweek (Number) | |
| VAN BUREN COUNTY—Con. | | | | | | | | | | |
| Furniture, home furnishings, appliance dealers, total | 32 | 20 | 1,225 | 961 | 112 | 1,812 | 1,780 | 30 | 29 | 30 |
| Furniture, home furnishings stores, antique stores | 13 | 9 | 621 | 545 | 65 | 1,167 | 1,167 | 18 | 18 | 13 |
| Household appliance, radio, TV stores | 19 | 11 | 604 | 416 | 47 | 645 | 613 | 12 | 11 | 17 |
| Automotive group | 44 | 32 | 9,947 | 9,545 | 778 | 14,464 | 14,131 | 199 | 184 | 41 |
| Gasoline service stations | 85 | 53 | 3,921 | 3,041 | 211 | 3,881 | 3,461 | 92 | 69 | 99 |
| Lumber, bldg. mats., hardware, farm equip. dealers, total | 59 | 47 | 5,503 | 5,131 | 536 | 8,882 | 8,556 | 154 | 135 | 72 |
| Farm equipment dealers | 13 | 11 | 1,704 | (D) | 154 | 2,439 | 2,342 | 39 | 36 | 17 |
| Lumber, building materials, supplies, equipment dealers | 23 | 21 | 2,415 | (D) | 279 | 4,828 | 4,632 | 82 | 73 | 20 |
| Hardware stores | 23 | 15 | 1,384 | 1,146 | 103 | 1,615 | 1,582 | 33 | 26 | 35 |
| Drug stores, proprietary stores, total | 15 | 15 | 1,464 | 1,464 | 153 | 3,042 | 2,530 | 86 | 47 | 17 |
| Drug stores | 12 | 12 | 1,303 | 1,303 | 143 | 2,739 | 2,339 | 70 | 40 | 12 |
| Proprietary stores | 3 | 3 | 161 | 161 | 10 | 303 | 191 | 16 | 7 | 5 |
| Other retail stores, total | 67 | 41 | 3,385 | 2,993 | 357 | 7,721 | 7,149 | 153 | 123 | 72 |
| Liquor stores | 2 | 2 | (D) | (D) | (D) | (D) | (D) | (D) | (D) | (D) |
| Fuel, ice dealers | 9 | 7 | 534 | (D) | 45 | 988 | 926 | 18 | 16 | 9 |
| Feed, farm, garden supply stores | 13 | 11 | 1,335 | (D) | 155 | 2,940 | 2,728 | 59 | 45 | 14 |
| Jewelry stores | 8 | 4 | 503 | (D) | (D) | (D) | (D) | (D) | (D) | (D) |
| Book, stationery stores | 1 | 1 | (D) | (D) | (D) | (D) | (D) | (D) | (D) | (D) |
| Other retail stores (except second-hand) | 29 | 15 | 737 | 587 | 59 | 1,332 | 1,195 | 33 | 23 | 34 |
| Second-hand stores | 1 | 1 | (D) | (D) | (D) | (D) | (D) | (D) | (D) | (D) |
| Nonstore retailers | 12 | ... | 106 | ... | ... | ... | ... | ... | ... | 12 |
| WASHTENAW COUNTY | | | | | | | | | | |
| Retail trade, total | 1,190 | 984 | 159,963 | 155,581 | 18,601 | 351,015 | 316,804 | 6,714 | 5,037 | 1,272 |
| Food stores, total | 199 | 153 | 38,315 | 36,933 | 2,751 | 52,402 | 43,320 | 1,130 | 704 | 209 |
| Grocery stores | 164 | 124 | 36,095 | 34,757 | 2,448 | 45,603 | 37,557 | 958 | 589 | 177 |
| Meat markets, fish (seafood) markets | 7 | 7 | 740 | 740 | 50 | 1,388 | 1,297 | 29 | 24 | 9 |
| Fruit stores, vegetable markets | 1 | 1 | (D) | (D) | (D) | (D) | (D) | (D) | (D) | (D) |
| Candy, nut, confectionery stores | 5 | 5 | (D) | (D) | (D) | (D) | (D) | (D) | (D) | (D) |
| Other food stores | 20 | 16 | 1,041 | 1,009 | 209 | 4,623 | 3,949 | 120 | 80 | 17 |
| Eating, drinking places, total | 194 | 180 | 12,175 | 11,891 | 2,972 | 56,695 | 51,818 | 1,408 | 1,088 | 252 |
| Eating places | 141 | 137 | 9,951 | 9,915 | 2,702 | 51,310 | 47,161 | 1,282 | 1,002 | 179 |
| Drinking places | 53 | 43 | 2,224 | 1,976 | 270 | 5,385 | 4,657 | 126 | 86 | 73 |
| General merchandise group, total | 42 | 42 | 12,185 | 12,185 | 2,092 | 39,851 | 34,309 | 933 | 638 | 30 |
| General merchandise group (except variety) | 31 | 31 | 8,956 | 8,956 | 1,568 | 29,448 | 26,924 | 572 | 467 | 23 |
| Variety stores | 11 | 11 | 3,229 | 3,229 | 524 | 10,403 | 7,385 | 361 | 171 | 7 |
| Apparel, accessories stores, total | 114 | 106 | 12,197 | 12,087 | 1,538 | 29,583 | 26,664 | 618 | 460 | 102 |
| Shoe stores | 22 | 18 | 1,662 | 1,662 | 244 | 4,434 | 3,960 | 79 | 56 | 19 |
| Men's, boys' clothing and furnishings stores | (NA) | 24 | (NA) | (D) | 398 | 7,859 | 6,956 | 112 | 79 | (NA) |
| Family clothing stores | (NA) | 9 | (NA) | 1,931 | 211 | 4,441 | 3,762 | 124 | 78 | (NA) |
| Women's clothing, specialty stores | 45 | 45 | 4,656 | 4,656 | 598 | 11,193 | 10,503 | 267 | 222 | 35 |
| Ready-to-wear stores | 34 | 34 | 4,369 | 4,369 | 562 | 10,476 | 10,017 | 246 | 211 | 28 |
| Other clothing, specialty stores | 11 | 11 | 287 | 287 | 36 | 717 | 486 | 21 | 11 | 7 |
| Other apparel stores | 12 | 10 | 519 | (D) | 87 | 1,656 | 1,483 | 36 | 25 | 11 |
| Furniture, home furnishings, appliance dealers, total | 86 | 70 | 7,133 | 6,907 | 1,100 | 19,145 | 18,507 | 285 | 257 | 83 |
| Furniture, home furnishings stores, antique stores | 41 | 35 | 4,759 | 4,673 | 738 | 12,468 | 12,253 | 174 | 163 | 43 |
| Household appliance, radio, TV stores | 45 | 35 | 2,374 | 2,234 | 362 | 6,677 | 6,254 | 111 | 94 | 40 |
| Automotive group | 81 | 63 | 33,506 | 32,886 | 3,089 | 56,352 | 54,813 | 680 | 638 | 64 |
| Gasoline service stations | 148 | 132 | 11,793 | 11,107 | 1,056 | 22,032 | 19,170 | 453 | 305 | 123 |
| Lumber, bldg. mats., hardware, farm equip. dealers, total | 81 | 69 | 12,396 | 12,090 | 1,682 | 32,644 | 30,910 | 416 | 365 | 24 |
| Farm equipment dealers | 16 | 16 | 2,112 | 2,112 | 215 | 3,744 | 3,586 | 51 | 46 | 15 |
| Lumber, building materials, supplies, equipment dealers | 34 | 28 | 7,833 | 7,789 | 1,136 | 23,051 | 22,317 | 264 | 251 | 28 |
| Hardware stores | 31 | 25 | 2,451 | 2,189 | 331 | 5,849 | 5,007 | 101 | 68 | 41 |
| Drug stores, proprietary stores, total | 41 | 41 | 6,698 | 6,698 | 817 | 15,090 | 12,867 | 311 | 211 | 35 |
| Drug stores | 41 | 41 | 6,698 | 6,698 | 817 | 15,090 | 12,867 | 311 | 211 | 35 |
| Proprietary stores | ... | ... | ... | ... | ... | ... | ... | ... | ... | ... |
| Other retail stores, total | 160 | 118 | 11,810 | 11,266 | 1,355 | 24,586 | 21,952 | 457 | 337 | 185 |
| Liquor stores | 9 | 9 | 1,376 | 1,376 | 122 | 1,957 | 1,898 | 34 | 27 | 7 |
| Fuel, ice dealers | 22 | 16 | 1,781 | 1,727 | 162 | 3,142 | 2,949 | 56 | 44 | 33 |
| Feed, farm, garden supply stores | 7 | 7 | 1,103 | 1,103 | 70 | 1,520 | 1,400 | 27 | 22 | 11 |
| Jewelry stores | 23 | 17 | 1,622 | 1,524 | 222 | 3,944 | 3,702 | 63 | 51 | 30 |
| Book, stationery stores | 18 | 10 | 2,297 | 2,253 | 372 | 5,924 | 5,203 | 102 | 77 | 15 |
| Other retail stores (except second-hand) | 71 | 55 | 3,214 | 2,954 | 385 | 7,591 | 6,570 | 163 | 113 | 74 |
| Second-hand stores | 4 | 4 | 329 | 329 | 22 | 508 | 230 | 12 | 3 | 5 |
| Nonstore retailers | 44 | 10 | 1,755 | 1,531 | 149 | 2,635 | 2,474 | 43 | 34 | 45 |

Standard Notes: (D) Withheld to avoid disclosure. (NA) Not available. n.e.c. Not elsewhere classified. XXX Not applicable. (Z) Less than \$500. ... Represents zero.
¹ Group totals may include data for establishments without payroll which could not be classified by detailed kind of business.

Table 104. RETAIL TRADE: 1954 — COUNTIES WITH 500 ESTABLISHMENTS OR MORE—Continued
Establishments, Sales, Payroll, and Personnel, by Kind of Business

| County and kind of business | Establishments | | Sales | | Payroll, entire year (\$1,000) | Payroll, workweek ended nearest Nov. 15 | | Paid employees, workweek ended nearest Nov. 15 | | Proprietors (unincorporated businesses only) (Number) |
|---|--------------------------------|--------------------------|---|--|-----------------------------------|---|----------------------------|--|---------------------------|--|
| | Total ¹ (Number) | With payroll (Number) | Total, all establishments ⁴ (\$1,000) | Establishments with payroll (\$1,000) | | Total (Dollars) | Full workweek (Dollars) | Total (Number) | Full workweek (Number) | |
| WAYNE COUNTY | | | | | | | | | | |
| Retail trade, total..... | 23,499 | 17,299 | 3,377,840 | 3,236,980 | 402,656 | 7,668,104 | 7,038,497 | 138,581 | 110,113 | 25,803 |
| Food Stores | | | | | | | | | | |
| Total..... | 5,693 | 3,577 | 765,141 | 704,343 | 53,012 | 1,004,919 | 853,459 | 21,714 | 14,834 | 6,211 |
| Grocery stores..... | 3,749 | 2,297 | 640,136 | 592,738 | 38,914 | 746,252 | 628,067 | 15,842 | 10,442 | 4,180 |
| Meat markets..... | 277 | 211 | 37,075 | 35,193 | 3,057 | 58,407 | 51,620 | 947 | 672 | 338 |
| Fish (seafood) markets..... | 64 | 46 | 1,952 | 1,718 | 148 | 2,932 | 2,674 | 74 | 56 | 71 |
| Fruit stores, vegetable markets..... | 159 | 55 | 5,877 | 4,347 | 343 | 5,838 | 5,002 | 153 | 103 | 207 |
| Candy, nut, confectionery stores..... | 537 | 285 | 28,164 | 24,090 | 3,811 | 60,603 | 44,672 | 1,679 | 1,029 | 542 |
| Bakery products stores..... | 402 | 344 | 23,423 | 22,025 | 4,317 | 85,468 | 81,228 | 1,900 | 1,702 | 357 |
| Bakeries, with baking on premises..... | (NA) | 190 | (D) | (D) | (D) | (D) | (D) | (D) | (D) | (NA) |
| Bakeries, without baking on premises..... | (NA) | 154 | (D) | (D) | (D) | (D) | (D) | (D) | (D) | (NA) |
| Delicatessen stores..... | 94 | 80 | 7,667 | 7,117 | 740 | 13,662 | 11,792 | 309 | 231 | 121 |
| Food stores, n.e.c..... | 401 | 259 | 20,685 | 17,115 | 1,682 | 31,757 | 28,404 | 810 | 599 | 375 |
| Eating, Drinking Places | | | | | | | | | | |
| Total..... | 5,308 | 4,762 | 271,613 | 262,537 | 58,882 | 1,186,673 | 1,096,242 | 26,871 | 22,448 | 6,900 |
| Eating places (except refreshment stands)..... | 2,519 | 2,249 | 139,710 | 136,516 | 35,613 | 721,536 | 671,046 | 17,053 | 14,460 | 3,166 |
| Restaurants, cafeterias..... | (NA) | 2,160 | (NA) | 123,673 | 31,598 | 642,392 | 604,459 | 15,384 | 13,438 | (NA) |
| Caterers..... | (NA) | 37 | (NA) | 3,346 | 756 | 14,764 | 12,170 | 337 | 200 | (NA) |
| In-plant food contractors..... | (NA) | 52 | (NA) | 9,497 | 3,259 | 64,380 | 54,417 | 1,332 | 822 | (NA) |
| Refreshment stands..... | 313 | 241 | 9,726 | 8,722 | 1,435 | 27,326 | 22,086 | 780 | 508 | 384 |
| Drinking places..... | 2,468 | 2,272 | 122,043 | 117,299 | 21,834 | 437,811 | 403,110 | 9,038 | 7,480 | 3,340 |
| General Merchandise Group | | | | | | | | | | |
| Total..... | 517 | 399 | 419,560 | 417,406 | 77,125 | 1,456,284 | 1,276,368 | 31,366 | 22,771 | 413 |
| Department stores..... | 30 | 30 | 331,279 | 331,279 | 63,040 | 1,187,834 | 1,063,715 | 23,526 | 18,267 | ... |
| Dry goods, general merchandise stores..... | 219 | 141 | 27,185 | 25,771 | 3,983 | 78,776 | 74,664 | 1,442 | 1,233 | 225 |
| General stores..... | 12 | 6 | 669 | 535 | 52 | 1,030 | 890 | 17 | 13 | 13 |
| Variety stores..... | 254 | 222 | 60,421 | 59,821 | 10,050 | 188,644 | 137,099 | 6,381 | 3,258 | 173 |
| Apparel, Accessories Stores | | | | | | | | | | |
| Total..... | 1,841 | 1,607 | 227,733 | 224,001 | 33,487 | 627,577 | 570,658 | 11,777 | 9,155 | 1,422 |
| Shoe stores..... | 429 | 383 | 45,523 | 44,718 | 5,809 | 103,089 | 87,413 | 1,987 | 1,262 | 244 |
| Men's shoe stores..... | (NA) | 100 | (NA) | 8,374 | 884 | 16,768 | 15,771 | 253 | 207 | (NA) |
| Women's shoe stores..... | (NA) | 74 | (NA) | 14,271 | 2,067 | 33,981 | 29,710 | 713 | 458 | (NA) |
| Children's, juveniles' shoe stores..... | (NA) | 18 | (NA) | 1,220 | 189 | 3,056 | 2,913 | 48 | 38 | (NA) |
| Family shoe stores..... | (NA) | 191 | (NA) | 20,853 | 2,669 | 49,284 | 39,019 | 973 | 559 | (NA) |
| Men's, boys' clothing and furnishings stores..... | (NA) | 363 | (NA) | 59,318 | 9,124 | 167,209 | 155,494 | 2,377 | 1,907 | (NA) |
| Men's, boys' clothing stores..... | (NA) | 204 | (NA) | 45,274 | 7,245 | 134,561 | 125,040 | 1,884 | 1,503 | (NA) |
| Men's, boys' furnishings stores..... | (NA) | 159 | (NA) | 14,044 | 1,879 | 32,648 | 30,454 | 493 | 404 | (NA) |
| Family clothing stores..... | (NA) | 81 | (NA) | (D) | (D) | (D) | (D) | (D) | (D) | (NA) |
| Women's clothing, specialty stores..... | 656 | 582 | 94,879 | 93,875 | 14,700 | 277,167 | 252,044 | 5,967 | 4,764 | 455 |
| Ready-to-wear stores..... | (NA) | 419 | (NA) | 87,173 | 13,708 | 258,121 | 234,999 | 5,495 | 4,394 | (NA) |
| Millinery stores..... | (NA) | 83 | (NA) | 3,525 | 624 | 12,725 | 11,628 | 151 | 254 | (NA) |
| Clothing, specialty stores, n.e.c..... | (NA) | 80 | (NA) | 3,177 | 368 | 6,321 | 5,417 | 315 | 116 | (NA) |
| Children's, infants' wear stores..... | 107 | 87 | 6,727 | 6,457 | 630 | 13,537 | 12,192 | 344 | 262 | 120 |
| Apparel stores, n.e.c..... | 133 | 111 | (D) | (D) | (D) | (D) | (D) | (D) | (D) | (D) |
| Furniture, Home Furnishings, Appliance Dealers | | | | | | | | | | |
| Total..... | 1,173 | 923 | 173,732 | 169,022 | 25,087 | 464,502 | 447,826 | 5,963 | 5,391 | 1,150 |
| Furniture, home furnishings stores..... | 708 | 590 | 119,194 | 117,624 | 19,146 | 357,199 | 345,810 | 4,303 | 3,904 | 710 |
| Furniture stores..... | (NA) | 344 | (NA) | 83,783 | 12,865 | 235,160 | 227,713 | 2,796 | 2,531 | (NA) |
| Floor covering stores..... | (NA) | 83 | (NA) | 20,456 | 3,684 | 71,234 | 70,036 | 747 | 704 | (NA) |
| Home furnishings stores, n.e.c., antique stores..... | 459 | 333 | 54,466 | 51,398 | 5,941 | 107,303 | 102,016 | 1,662 | 1,487 | 434 |
| Household appliance, radio, TV stores..... | (NA) | 133 | (NA) | 22,163 | 2,132 | 41,294 | 39,815 | 729 | 694 | (NA) |
| Household appliance stores..... | (NA) | 103 | (NA) | 20,526 | 2,522 | 43,291 | 40,811 | 617 | 523 | (NA) |
| Appliance, radio, TV stores..... | (NA) | 97 | (NA) | 8,709 | 1,287 | 22,718 | 21,390 | 316 | 270 | (NA) |
| Automotive Group | | | | | | | | | | |
| Total..... | 823 | 675 | 717,464 | 712,180 | 62,660 | 1,152,258 | 1,141,173 | 12,303 | 12,021 | 668 |
| Passenger car dealers (franchised)..... | 301 | 293 | 628,064 | 627,790 | 54,880 | 1,007,675 | 1,002,303 | 10,448 | 10,336 | 121 |
| Passenger car dealers (nonfranchised)..... | 264 | 178 | 51,655 | 48,145 | 2,884 | 53,064 | 51,351 | 673 | 614 | 296 |
| Tire, battery, accessory dealers..... | 193 | 163 | (D) | 27,098 | 4,369 | 81,936 | 78,072 | 1,065 | 961 | 190 |
| Motorcycle, aircraft, boat dealers..... | 41 | 25 | 5,485 | 5,131 | 301 | 5,116 | 5,066 | 63 | 59 | 39 |
| Household trailer dealers..... | 18 | 14 | (D) | (D) | (D) | (D) | (D) | (D) | (D) | (D) |
| Automotive dealers, n.e.c..... | 2 | 2 | (D) | (D) | (D) | (D) | (D) | (D) | (D) | (D) |
| Gasoline Service Stations | | | | | | | | | | |
| Total..... | 2,324 | 1,908 | 198,467 | 186,551 | 17,089 | 348,701 | 315,433 | 6,197 | 4,867 | 2,907 |
| Lumber, Bldg. Mats., Hardware, Farm Equipment Dealers | | | | | | | | | | |
| Total..... | 1,004 | 732 | 172,485 | 166,643 | 23,031 | 442,626 | 423,948 | 5,485 | 4,951 | 1,063 |
| Farm equipment dealers..... | 20 | 18 | 2,123 | (D) | 177 | 3,012 | 2,822 | 42 | 35 | 21 |
| Lumber, building materials dealers..... | 268 | 208 | 110,871 | 109,379 | 14,042 | 264,476 | 256,072 | 3,088 | 2,902 | 225 |
| Paint, glass, wallpaper stores..... | 145 | 97 | 15,753 | 14,791 | 2,615 | 52,823 | 49,069 | 639 | 550 | 141 |
| Plumbing, electrical supply stores..... | 89 | 77 | 9,326 | (D) | 2,364 | 48,347 | 47,336 | 534 | 506 | 84 |
| Hardware stores..... | 476 | 332 | 34,326 | 31,268 | 3,833 | 73,968 | 68,649 | 1,152 | 958 | 582 |
| Drug Stores, Proprietary Stores | | | | | | | | | | |
| Total..... | 970 | 886 | 145,187 | 143,065 | 14,444 | 276,979 | 234,644 | 6,400 | 4,344 | 933 |
| Drug stores..... | (NA) | 807 | (NA) | 134,139 | 13,489 | 259,786 | 220,582 | 5,955 | 4,050 | (NA) |
| Proprietary stores..... | (NA) | 79 | (NA) | 8,926 | 955 | 17,193 | 14,062 | 445 | 294 | (NA) |
| Other Retail Stores | | | | | | | | | | |
| Total..... | 2,554 | 1,598 | 194,744 | 177,806 | 24,248 | 458,377 | 432,844 | 7,361 | 6,328 | 2,780 |
| Liquor stores..... | 301 | 195 | 33,149 | 28,561 | 1,200 | 22,395 | 19,696 | 472 | 330 | 402 |
| Fuel, ice dealers..... | 270 | 204 | 47,858 | 46,806 | 5,548 | 104,558 | 101,556 | 1,442 | 1,348 | 249 |
| Fuel dealers (coal, wood)..... | (NA) | 168 | (NA) | 38,240 | 4,592 | 83,959 | 81,304 | 1,201 | 1,118 | (NA) |
| Liquefied petroleum gas dealers..... | (NA) | 4 | (NA) | (D) | (D) | (D) | (D) | (D) | (D) | (NA) |
| Fuel oil dealers..... | (NA) | 31 | (NA) | 8,287 | 899 | 19,225 | 18,878 | 224 | 213 | (NA) |
| Ice dealers..... | (NA) | 1 | (NA) | (D) | (D) | (D) | (D) | (D) | (D) | (NA) |
| Hay, grain, feed stores..... | 34 | 14 | 1,909 | 1,353 | 110 | 2,239 | 2,148 | 35 | 33 | 37 |
| Farm, garden supply stores..... | 32 | 26 | 1,723 | 1,641 | 269 | 4,475 | 3,759 | 118 | 59 | 41 |
| Jewelry stores..... | 362 | 234 | 29,870 | 27,734 | 4,651 | 81,881 | 77,715 | 1,255 | 1,118 | 366 |

Standard Notes: (D) Withheld to avoid disclosure. (NA) Not available. n.e.c. Not elsewhere classified. XXXX Not applicable. (Z) Less than \$500. ... Represents zero.
¹ Group totals may include data for establishments without payroll which could not be classified by detailed kind of business.

RETAIL TRADE—AREA STATISTICS

Table 104. RETAIL TRADE: 1954 — COUNTIES WITH 500 ESTABLISHMENTS OR MORE—Continued
Establishments, Sales, Payroll, and Personnel, by Kind of Business

| County and kind of business | Establishments | | Sales | | Payroll, entire year (\$1,000) | Payroll, workweek ended nearest Nov. 15 | | Paid employees, workweek ended nearest Nov. 15 | | Proprietors (unincorporated businesses only) ¹ (Number) |
|--|--------------------------------|--------------------------|---|--|-----------------------------------|---|----------------------------|--|---------------------------|---|
| | Total ¹ (Number) | With payroll (Number) | Total, all establishments ¹ (\$1,000) | Establishments with payroll (\$1,000) | | Total (Dollars) | Full workweek (Dollars) | Total (Number) | Full workweek (Number) | |
| WAYNE COUNTY—Con. | | | | | | | | | | |
| Other Retail Stores—Con. | | | | | | | | | | |
| Book stores..... | 37 | 23 | 2,151 | 1,997 | 211 | 4,324 | 3,805 | 88 | 64 | 32 |
| Stationery stores..... | 50 | 42 | 8,281 | 8,197 | 2,151 | 38,548 | 37,978 | 477 | 456 | 41 |
| Sporting goods stores..... | 64 | 44 | 5,854 | 5,652 | 737 | 12,785 | 12,076 | 186 | 153 | 70 |
| Bicycle stores..... | 36 | 20 | 1,402 | 1,148 | 97 | 1,795 | 1,461 | 38 | 24 | 35 |
| Florists..... | 277 | 181 | 10,072 | 8,926 | 1,365 | 26,118 | 24,083 | 445 | 357 | 322 |
| Cigar stores, stands..... | 81 | 47 | 4,070 | (D) | (D) | (D) | (D) | (D) | (D) | (D) |
| News dealers, newsstands..... | 36 | 18 | 1,433 | 1,059 | 141 | 2,995 | 2,499 | 80 | 56 | 37 |
| Gift, novelty, souvenir stores..... | 193 | 103 | 5,126 | 4,044 | 497 | 11,553 | 10,030 | 265 | 188 | 236 |
| Music stores..... | 118 | 64 | 8,862 | 8,166 | 1,444 | 30,566 | 28,513 | 545 | 490 | 128 |
| Camera, photographic supply stores..... | 39 | 35 | 5,891 | (D) | (D) | (D) | (D) | (D) | (D) | (D) |
| Luggage, leather goods stores..... | 13 | 11 | 1,134 | (D) | 117 | 2,496 | 2,411 | 38 | 36 | 15 |
| Optical goods stores..... | 46 | 44 | 2,626 | (D) | 609 | 11,349 | 11,031 | 143 | 134 | 20 |
| Office, store machine and equipment dealers..... | 14 | 14 | 947 | 947 | 165 | 3,389 | 3,288 | 48 | 45 | 14 |
| Retail stores (except second-hand) n.e.c..... | 147 | 147 | 10,117 | 10,117 | 1,637 | 33,136 | 30,774 | 529 | 436 | 139 |
| Second-hand stores..... | 222 | 132 | 9,931 | 8,887 | 2,377 | 47,438 | 44,364 | 887 | 767 | 246 |
| Nonstore Retailers | | | | | | | | | | |
| Total..... | 1,292 | 232 | 91,714 | 73,426 | 13,591 | 249,203 | 245,902 | 3,144 | 3,003 | 1,356 |
| Mail order houses..... | 18 | 16 | 1,955 | (D) | 242 | 4,250 | 4,031 | 65 | 56 | 21 |
| Direct selling (house-to-house) organizations..... | 1,145 | 165 | 71,122 | 55,292 | 12,043 | 219,045 | 216,412 | 2,744 | 2,627 | 1,201 |
| Merchandise vending machine operators..... | 129 | 51 | 18,637 | (D) | 1,306 | 25,913 | 25,459 | 335 | 320 | 134 |

Standard Notes: (D) Withheld to avoid disclosure. (NA) Not available. n.e.c. Not elsewhere classified. XXX Not applicable. (Z) Less than \$500. ... Represents zero.
¹ Group totals may include data for establishments without payroll which could not be classified by detailed kind of business.

Table 105. RETAIL TRADE: 1954 — CITIES WITH 500 ESTABLISHMENTS OR MORE

Establishments, Sales, Payroll, and Personnel, by Kind of Business

| City and kind of business | Establishments | | Sales | | Payroll, entire year (\$1,000) | Payroll, workweek ended nearest Nov. 15 | | Paid employees, workweek ended nearest Nov. 15 | | Proprietors (unincorporated businesses only) ¹ (Number) |
|--|--------------------|--------------|--|-----------------------------|-----------------------------------|---|---------------|--|---------------|---|
| | Total ¹ | With payroll | Total, all establishments ¹ | Establishments with payroll | | Total | Full workweek | Total | Full workweek | |
| | (Number) | (Number) | (\$1,000) | (\$1,000) | | (Dollars) | (Dollars) | (Number) | (Number) | |
| ANN ARBOR | | | | | | | | | | |
| Retail trade, total..... | 523 | 429 | 79,343 | 77,347 | 10,229 | 194,956 | 176,124 | 3,717 | 2,778 | 542 |
| Food stores, total..... | 67 | 47 | 16,339 | 15,837 | 1,241 | 25,715 | 21,778 | 529 | 338 | 70 |
| Grocery stores..... | 51 | 33 | 15,227 | 14,731 | 1,055 | 21,222 | 17,766 | 416 | 256 | 56 |
| Meat markets, fish (seafood) markets..... | 3 | 3 | 387 | 387 | 28 | 927 | 912 | 18 | 17 | 5 |
| Fruit stores, vegetable markets..... | ••• | ••• | ••• | ••• | ••• | ••• | ••• | ••• | ••• | ••• |
| Candy, nut, confectionery stores..... | 3 | 3 | (D) | (D) | 10 | 265 | 169 | 10 | 4 | 1 |
| Other food stores..... | 10 | 8 | (D) | (D) | 148 | 3,301 | 2,931 | 85 | 61 | 8 |
| Eating, drinking places, total..... | 85 | 79 | 4,725 | 4,579 | 1,038 | 21,313 | 19,066 | 586 | 416 | 111 |
| Eating places..... | 66 | 64 | 3,860 | (D) | 925 | 19,084 | 17,114 | 535 | 379 | 83 |
| Drinking places..... | 19 | 15 | 865 | (D) | 113 | 2,229 | 1,954 | 51 | 37 | 28 |
| General merchandise group, total..... | 15 | 15 | 9,528 | 9,528 | 1,807 | 34,247 | 29,666 | 727 | 520 | 7 |
| General merchandise group (except variety)..... | 12 | 12 | (D) | (D) | (D) | (D) | (D) | (D) | (D) | (D) |
| Variety stores..... | 3 | 3 | (D) | (D) | (D) | (D) | (D) | (D) | (D) | (D) |
| Apparel, accessories stores, total..... | 71 | 69 | 8,874 | (D) | 1,173 | 21,881 | 19,868 | 462 | 354 | 60 |
| Shoe stores..... | 14 | 12 | 1,149 | (D) | 164 | 2,776 | 2,587 | 49 | 38 | 12 |
| Men's, boys' clothing and furnishings stores..... | 15 | 15 | 2,242 | 2,242 | 297 | 5,766 | 5,054 | 71 | 51 | 19 |
| Family clothing stores..... | 2 | 2 | (D) | (D) | (D) | (D) | (D) | (D) | (D) | (D) |
| Women's clothing, specialty stores..... | 31 | 31 | 3,884 | 3,884 | 497 | 9,191 | 8,580 | 233 | 194 | 21 |
| Ready-to-wear stores..... | 20 | 20 | 3,597 | 3,597 | 461 | 8,474 | 8,094 | 212 | 183 | 14 |
| Other clothing, specialty stores..... | 11 | 11 | 287 | 287 | 36 | 717 | 486 | 21 | 11 | 7 |
| Other apparel stores..... | 9 | 9 | (D) | (D) | (D) | (D) | (D) | (D) | (D) | (D) |
| Furniture, home furnishings, appliance dealers, total..... | 42 | 36 | 4,263 | 4,197 | 765 | 12,960 | 12,480 | 184 | 164 | 38 |
| Furniture, home furnishings stores, antique stores..... | 21 | 19 | 2,661 | (D) | 475 | 7,880 | 7,751 | 104 | 97 | 19 |
| Household appliance, radio, TV stores..... | 21 | 17 | 1,602 | (D) | 290 | 5,080 | 4,729 | 80 | 67 | 19 |
| Automotive group..... | 28 | 20 | 12,612 | 12,334 | 1,314 | 25,104 | 24,799 | 300 | 290 | 20 |
| Gasoline service stations..... | 61 | 55 | 5,398 | 5,134 | 471 | 9,267 | 8,119 | 192 | 136 | 78 |
| Lumber, bldg. mats., hardware, farm equip. dealers, total..... | 17 | 15 | 5,099 | (D) | 815 | 15,434 | 14,704 | 189 | 169 | 12 |
| Farm equipment dealers..... | 1 | 1 | (D) | (D) | (D) | (D) | (D) | (D) | (D) | (D) |
| Lumber, building materials, supplies, equipment dealers..... | 11 | 11 | 4,150 | 4,150 | (D) | (D) | (D) | (D) | (D) | (D) |
| Hardware stores..... | 5 | 3 | (D) | (D) | 136 | 2,425 | 2,019 | 42 | 26 | 5 |
| Drug stores, proprietary stores, total..... | 21 | 21 | 4,194 | 4,194 | 536 | 10,108 | 8,862 | 197 | 141 | 15 |
| Drug stores..... | 21 | 21 | 4,194 | 4,194 | 536 | 10,108 | 8,862 | 197 | 141 | 15 |
| Proprietary stores..... | ••• | ••• | ••• | ••• | ••• | ••• | ••• | ••• | ••• | ••• |
| Other retail stores, total..... | 91 | 67 | 7,679 | 7,287 | 1,004 | 17,701 | 15,659 | 330 | 234 | 105 |
| Liquor stores..... | 3 | 3 | (D) | (D) | (D) | (D) | (D) | (D) | (D) | (D) |
| Fuel, ice dealers..... | 7 | 3 | 343 | 301 | 39 | 594 | 584 | 11 | 10 | 14 |
| Feed, farm, garden supply stores..... | 3 | 3 | 551 | 551 | 41 | 995 | 875 | 19 | 14 | 5 |
| Jewelry stores..... | 13 | 9 | 1,251 | 1,187 | 182 | 3,306 | 3,075 | 53 | 42 | 18 |
| Book, stationery stores..... | 10 | 10 | 2,253 | 2,253 | 372 | 5,924 | 5,203 | 102 | 77 | 7 |
| Other retail stores (except second-hand)..... | 48 | 38 | 2,527 | 2,329 | 316 | 5,868 | 4,975 | 126 | 81 | 48 |
| Second-hand stores..... | 1 | 1 | (D) | (D) | (D) | (D) | (D) | (D) | (D) | (D) |
| Nonstore retailers..... | 25 | 5 | 632 | 512 | 65 | 1,226 | 1,121 | 21 | 16 | 26 |
| BATTLE CREEK | | | | | | | | | | |
| Retail trade, total..... | 665 | 541 | 86,754 | 84,182 | 10,562 | 205,928 | 187,245 | 3,879 | 3,068 | 673 |
| Food stores, total..... | 124 | 88 | 22,518 | 21,660 | 1,531 | 27,567 | 23,986 | 558 | 385 | 134 |
| Grocery stores..... | 94 | 64 | 20,062 | 19,276 | 1,273 | 23,091 | 19,920 | 465 | 317 | 98 |
| Meat markets, fish (seafood) markets..... | 4 | 4 | (D) | (D) | (D) | (D) | (D) | (D) | (D) | (D) |
| Fruit stores, vegetable markets..... | 8 | 8 | (D) | (D) | (D) | (D) | (D) | (D) | (D) | (D) |
| Candy, nut, confectionery stores..... | 4 | 2 | 76 | (D) | (D) | (D) | (D) | (D) | (D) | (D) |
| Other food stores..... | 12 | 10 | 622 | (D) | 65 | 1,494 | 1,401 | 31 | 25 | 19 |
| Eating, drinking places, total..... | 112 | 108 | 4,847 | 4,783 | 989 | 19,723 | 18,191 | 560 | 459 | 149 |
| Eating places..... | 74 | 74 | 3,458 | 3,452 | 768 | 15,748 | 14,728 | 458 | 388 | 101 |
| Drinking places..... | 38 | 34 | 1,389 | 1,331 | 221 | 3,975 | 3,463 | 102 | 71 | 48 |
| General merchandise group, total..... | 26 | 24 | 11,957 | (D) | 1,878 | 38,513 | 33,714 | 851 | 608 | 16 |
| General merchandise group (except variety)..... | 14 | 12 | 9,761 | (D) | 1,504 | 31,305 | 28,019 | 596 | 461 | 8 |
| Variety stores..... | 12 | 12 | 2,196 | 2,196 | 374 | 7,208 | 5,695 | 255 | 147 | 8 |
| Apparel, accessories stores, total..... | 69 | 63 | 6,534 | 6,448 | 942 | 16,906 | 14,766 | 391 | 298 | 32 |
| Shoe stores..... | 16 | 16 | 1,314 | 1,314 | 188 | 3,411 | 3,158 | 63 | 46 | 5 |
| Men's, boys' clothing and furnishings stores..... | (NA) | 14 | (NA) | 1,648 | 228 | 4,402 | 3,172 | 88 | 57 | (NA) |
| Family clothing stores..... | (NA) | 2 | (NA) | (D) | (D) | (D) | (D) | (D) | (D) | (NA) |
| Women's clothing, specialty stores..... | 26 | 26 | 3,128 | 3,128 | 480 | 8,046 | 7,580 | 217 | 183 | 7 |
| Ready-to-wear stores..... | 17 | 17 | (D) | (D) | (D) | (D) | (D) | (D) | (D) | (D) |
| Other clothing, specialty stores..... | 9 | 9 | (D) | (D) | (D) | (D) | (D) | (D) | (D) | (D) |
| Other apparel stores..... | 7 | 5 | 194 | (D) | (D) | (D) | (D) | (D) | (D) | (D) |
| Furniture, home furnishings, appliance dealers, total..... | 40 | 34 | 4,998 | (D) | 1,003 | 19,534 | 19,217 | 244 | 236 | 30 |
| Furniture, home furnishings stores, antique stores..... | 19 | 15 | 3,180 | 3,124 | 701 | 13,651 | 13,587 | 165 | 163 | 13 |
| Household appliance, radio, TV stores..... | 21 | 19 | 1,818 | (D) | 302 | 5,883 | 5,630 | 79 | 73 | 17 |
| Automotive group..... | 33 | 23 | 14,514 | 14,022 | 1,586 | 32,597 | 29,982 | 398 | 373 | 29 |
| Gasoline service stations..... | 88 | 70 | 6,514 | 6,100 | 587 | 11,608 | 10,494 | 220 | 175 | 117 |
| Lumber, bldg. mats., hardware, farm equip. dealers, total..... | 24 | 28 | 4,636 | 4,636 | 651 | 12,284 | 11,745 | 155 | 141 | 22 |
| Farm equipment dealers..... | 2 | 2 | (D) | (D) | (D) | (D) | (D) | (D) | (D) | (D) |
| Lumber, building materials, supplies, equipment dealers..... | 18 | 18 | (D) | (D) | (D) | (D) | (D) | (D) | (D) | (D) |
| Hardware stores..... | 4 | 8 | 921 | 921 | 158 | 2,719 | 2,693 | 33 | 32 | 5 |
| Drug stores, proprietary stores, total..... | 31 | 30 | 3,231 | 3,223 | 421 | 8,319 | 7,337 | 177 | 124 | 27 |
| Drug stores..... | 23 | 23 | (D) | (D) | (D) | (D) | (D) | (D) | (D) | (D) |
| Proprietary stores..... | 7 | 7 | (D) | (D) | (D) | (D) | (D) | (D) | (D) | (D) |

Standard Notes: (D) Withheld to avoid disclosure. (NA) Not available. n.e.c. Not elsewhere classified. XXX Not applicable. (Z) Less than \$500. ... Represents zero.
¹ Group totals may include data for establishments without payroll which could not be classified by detailed kind of business.

Table 105. RETAIL TRADE: 1954 — CITIES WITH 500 ESTABLISHMENTS OR MORE—Continued

Establishments, Sales, Payroll, and Personnel, by Kind of Business

| City and kind of business | Establishments | | Sales | | Payroll, entire year (\$1,000) | Payroll, workweek ended nearest Nov. 15 | | Paid employees, workweek ended nearest Nov. 15 | | Proprietors (unincorporated businesses only) ¹ (Number) |
|--|--------------------------------|--------------------------|--|--|-----------------------------------|---|----------------------------|--|---------------------------|---|
| | Total ¹ (Number) | With payroll (Number) | Total, all establishments with payroll ¹ (\$1,000) | Establishments with payroll (\$1,000) | | Total (Dollars) | Full workweek (Dollars) | Total (Number) | Full workweek (Number) | |
| BATTLE CREEK—Con. | | | | | | | | | | |
| Other retail stores, total..... | 93 | 67 | 5,849 | 5,509 | 854 | 16,831 | 15,946 | 289 | 242 | 95 |
| Liquor stores..... | 1 | 1 | (D) | (D) | (D) | (D) | (D) | (D) | (D) | (D) |
| Fuel, ice dealers..... | 11 | 11 | 1,390 | 1,378 | 169 | 3,430 | 3,362 | 54 | 50 | 15 |
| Feed, farm, garden supply stores..... | 4 | 2 | 32 | (D) | (D) | (D) | (D) | (D) | (D) | (D) |
| Jewelry stores..... | 11 | 9 | 957 | (D) | 155 | 2,694 | 2,438 | 49 | 34 | 11 |
| Book, stationery stores..... | 2 | 2 | (D) | (D) | (D) | (D) | (D) | (D) | (D) | (D) |
| Other retail stores (except second-hand)..... | 51 | 41 | 3,083 | 2,923 | 503 | 10,289 | 9,732 | 176 | 149 | 48 |
| Second-hand stores..... | 3 | 1 | 29 | (D) | (D) | (D) | (D) | (D) | (D) | (D) |
| Nonstore retailers..... | 22 | 6 | 1,166 | 938 | 120 | 2,046 | 1,867 | 36 | 27 | 22 |
| BAY CITY | | | | | | | | | | |
| Retail trade, total..... | 743 | 577 | 82,216 | 78,336 | 8,801 | 170,270 | 155,110 | 3,556 | 2,728 | 797 |
| Food stores, total..... | 165 | 109 | 17,667 | 16,067 | 1,048 | 20,501 | 17,657 | 483 | 332 | 188 |
| Grocery stores..... | 130 | 82 | 15,026 | 13,610 | 833 | 15,979 | 13,754 | 364 | 248 | 142 |
| Meat markets, fish (seafood) markets..... | 8 | 6 | 1,265 | (D) | 94 | 1,733 | 1,516 | 33 | 22 | 9 |
| Fruit stores, vegetable markets..... | 1 | 1 | (D) | (D) | (D) | (D) | (D) | (D) | (D) | (D) |
| Candy, nut, confectionery stores..... | 5 | 3 | (D) | (D) | (D) | (D) | (D) | (D) | (D) | (D) |
| Other food stores..... | 21 | 17 | 1,013 | 901 | 96 | 2,324 | 2,031 | 72 | 55 | 31 |
| Eating, drinking places, total..... | 142 | 134 | 5,537 | 5,397 | 895 | 17,923 | 15,507 | 558 | 413 | 176 |
| Eating places..... | 69 | 65 | 2,590 | 2,564 | 493 | 9,883 | 8,923 | 349 | 278 | 84 |
| Drinking places..... | 73 | 69 | 2,947 | 2,833 | 402 | 8,040 | 6,584 | 209 | 135 | 92 |
| General merchandise group, total..... | 22 | 20 | 10,394 | (D) | 1,582 | 31,708 | 28,278 | 781 | 569 | 18 |
| General merchandise group (except variety)..... | 15 | 15 | 8,321 | 8,321 | 1,271 | 25,764 | 24,034 | 572 | 467 | 13 |
| Variety stores..... | 7 | 5 | 2,073 | (D) | 311 | 5,944 | 4,244 | 209 | 102 | 5 |
| Apparel, accessories stores, total..... | 79 | 69 | 5,929 | 5,829 | 767 | 13,045 | 11,326 | 331 | 220 | 62 |
| Shoe stores..... | 20 | 18 | 1,516 | (D) | 201 | 3,444 | 3,078 | 76 | 50 | 11 |
| Men's, boys' clothing and furnishings stores..... | (NA) | 10 | (NA) | 1,400 | 206 | 3,358 | 3,000 | 69 | 49 | (NA) |
| Family clothing stores..... | (NA) | 8 | (NA) | (D) | 114 | 1,878 | 1,685 | 41 | 30 | (NA) |
| Women's clothing, specialty stores..... | 32 | 30 | 2,316 | (D) | 233 | 4,092 | 3,328 | 137 | 85 | 25 |
| Ready-to-wear stores..... | (NA) | 21 | (NA) | (D) | 193 | 3,267 | 2,616 | 114 | 69 | (NA) |
| Other clothing, specialty stores..... | (NA) | 9 | (NA) | 263 | 40 | 825 | 712 | 23 | 16 | (NA) |
| Other apparel stores..... | 7 | 5 | 173 | (D) | 13 | 273 | 235 | 8 | 6 | 8 |
| Furniture, home furnishings, appliance dealers, total..... | 49 | 39 | 7,194 | (D) | 949 | 18,216 | 17,706 | 297 | 282 | 66 |
| Furniture, home furnishings stores, antique stores..... | 24 | 22 | 3,229 | (D) | 472 | 9,021 | 8,739 | 151 | 142 | 38 |
| Household appliance, radio, TV stores..... | 25 | 17 | 3,965 | 3,575 | 477 | 9,195 | 8,967 | 146 | 140 | 28 |
| Automotive group..... | 29 | 25 | 15,108 | 14,956 | 1,552 | 29,870 | 29,586 | 374 | 361 | 20 |
| Gasoline service stations..... | 69 | 55 | 5,377 | 4,841 | 401 | 7,481 | 6,076 | 167 | 104 | 79 |
| Lumber, bldg. mats., hardware, farm equip. dealers, total..... | 44 | 34 | 6,448 | 6,254 | 695 | 14,511 | 13,784 | 212 | 186 | 34 |
| Farm equipment dealers..... | 6 | 6 | 636 | 636 | 66 | 1,477 | 1,453 | 20 | 18 | 4 |
| Lumber, building materials, supplies, equipment dealers..... | 31 | 21 | 5,148 | 4,954 | 537 | 11,140 | 10,503 | 155 | 136 | 23 |
| Hardware stores..... | 7 | 7 | 664 | 664 | 92 | 1,894 | 1,828 | 37 | 32 | 7 |
| Drug stores, proprietary stores, total..... | 29 | 25 | 3,235 | 3,109 | 238 | 4,728 | 3,929 | 114 | 73 | 33 |
| Drug stores..... | 29 | 25 | 3,235 | 3,109 | 238 | 4,728 | 3,929 | 114 | 73 | 33 |
| Proprietary stores..... | *** | *** | *** | *** | *** | *** | *** | *** | *** | *** |
| Other retail stores, total..... | 82 | 58 | 4,161 | 3,863 | 484 | 9,339 | 8,390 | 202 | 156 | 89 |
| Liquor stores..... | 5 | 1 | (D) | (D) | (D) | (D) | (D) | (D) | (D) | (D) |
| Fuel, ice dealers..... | 13 | 13 | 799 | 799 | 69 | 1,438 | 1,218 | 28 | 21 | 13 |
| Feed, farm, garden supply stores..... | 1 | 1 | (D) | (D) | (D) | (D) | (D) | (D) | (D) | (D) |
| Jewelry stores..... | 8 | 8 | 836 | 836 | 124 | 1,978 | 1,886 | 40 | 34 | 11 |
| Book, stationery stores..... | 7 | 1 | 79 | (D) | (D) | (D) | (D) | (D) | (D) | (D) |
| Other retail stores (except second-hand)..... | 37 | 33 | 2,201 | 2,137 | 284 | 5,694 | 5,118 | 127 | 96 | 39 |
| Second-hand stores..... | 3 | 1 | (D) | (D) | (D) | (D) | (D) | (D) | (D) | (D) |
| Nonstore retailers..... | 33 | 9 | 1,166 | 850 | 190 | 2,948 | 2,871 | 37 | 32 | 32 |
| DEARBORN | | | | | | | | | | |
| Retail trade, total..... | 1,023 | 795 | 179,038 | 173,112 | 20,253 | 396,876 | 351,769 | 7,623 | 5,357 | 1,108 |
| Food stores, total..... | 202 | 128 | 37,551 | 35,335 | 2,786 | 48,603 | 42,517 | 1,057 | 725 | 214 |
| Grocery stores..... | 127 | 77 | 31,308 | 29,818 | 2,091 | 36,370 | 32,027 | 784 | 529 | 140 |
| Meat markets, fish (seafood) markets..... | 11 | 9 | 1,926 | (D) | 216 | 3,839 | 3,300 | 64 | 42 | 16 |
| Fruit stores, vegetable markets..... | 2 | 2 | (D) | (D) | (D) | (D) | (D) | (D) | (D) | (D) |
| Candy, nut, confectionery stores..... | 26 | 12 | 1,880 | 1,378 | 232 | 3,375 | 2,658 | 83 | 57 | 27 |
| Other food stores..... | 36 | 28 | (D) | 1,942 | (D) | (D) | (D) | (D) | (D) | (D) |
| Eating, drinking places, total..... | 237 | 221 | 16,020 | 15,640 | 3,580 | 73,353 | 63,542 | 1,816 | 1,281 | 306 |
| Eating places..... | 143 | 135 | 10,583 | 10,417 | 2,744 | 57,469 | 50,122 | 1,465 | 1,036 | 179 |
| Drinking places..... | 94 | 86 | 5,437 | 5,223 | 836 | 15,884 | 13,420 | 351 | 245 | 127 |
| General merchandise group, total..... | 20 | 18 | 21,943 | (D) | 2,774 | 53,596 | 40,212 | 1,542 | 768 | 13 |
| General merchandise group (except variety)..... | 11 | 9 | (D) | (D) | (D) | (D) | (D) | (D) | (D) | (D) |
| Variety stores..... | 9 | 9 | (D) | (D) | (D) | (D) | (D) | (D) | (D) | (D) |
| Apparel, accessories stores, total..... | 92 | 86 | 13,247 | 13,197 | 1,615 | 33,236 | 27,082 | 657 | 421 | 62 |
| Shoe stores..... | 26 | 22 | 2,707 | 2,669 | 366 | 7,403 | 5,539 | 145 | 69 | 10 |
| Men's, boys' clothing and furnishings stores..... | 18 | 18 | 3,713 | 3,713 | 479 | 10,002 | 8,968 | 127 | 96 | 14 |
| Family clothing stores..... | 2 | 2 | (D) | (D) | (D) | (D) | (D) | (D) | (D) | (D) |
| Women's clothing, specialty stores..... | 33 | 33 | 5,408 | 5,408 | 622 | 13,223 | 10,514 | 326 | 217 | 16 |
| Ready-to-wear stores..... | 24 | 24 | 5,030 | 5,030 | 585 | 12,544 | 9,935 | 305 | 204 | 12 |
| Other clothing, specialty stores..... | 9 | 9 | 378 | 378 | 37 | 679 | 201 | 13 | 4 | 4 |
| Other apparel stores..... | 13 | 11 | (D) | (D) | (D) | (D) | (D) | (D) | (D) | (D) |

Standard Notes: (D) Withheld to avoid disclosure. (NA) Not available. n.e.c. Not elsewhere classified. XXX Not applicable. (Z) Less than \$500. ... Represents zero.
¹ Group totals may include data for establishments without payroll which could not be classified by detailed kind of business.

Table 105. RETAIL TRADE: 1954 — CITIES WITH 500 ESTABLISHMENTS OR MORE—Continued

Establishments, Sales, Payroll, and Personnel, by Kind of Business

| City and kind of business | Establishments | | Sales | | Payroll, entire year (\$1,000) | Payroll, workweek ended nearest Nov. 15 | | Paid employees, workweek ended nearest Nov. 15 | | Proprietors (unincorporated businesses only) ¹ (Number) |
|---|--------------------|--------------|--|-----------------------------|--------------------------------|---|---------------|--|---------------|--|
| | Total ¹ | With payroll | Total, all establishments ¹ | Establishments with payroll | | Total | Full workweek | Total | Full workweek | |
| | (Number) | (Number) | (\$1,000) | (\$1,000) | | (Dollars) | (Dollars) | (Number) | (Number) | |
| DEARBORN—Con. | | | | | | | | | | |
| Furniture, home furnishings, appliance dealers, total | 67 | 57 | 14,836 | 14,690 | 1,885 | 37,999 | 36,706 | 407 | 370 | 53 |
| Furniture, home furnishings stores, antique stores | 35 | 31 | 9,197 | 9,161 | 1,422 | 29,206 | 28,217 | 272 | 246 | 27 |
| Household appliance, radio, TV stores | 30 | 26 | 5,621 | 5,529 | 463 | 8,793 | 8,489 | 135 | 124 | 24 |
| Automotive group | 44 | 38 | 37,879 | 37,529 | 3,577 | 70,087 | 69,475 | 737 | 719 | 39 |
| Gasoline service stations | 128 | 106 | 12,455 | 11,537 | 1,031 | 21,881 | 19,596 | 377 | 289 | 159 |
| Lumber, bldg. mats., hardware, farm equip. dealers, total | 39 | 33 | 7,092 | 7,004 | 908 | 17,519 | 17,293 | 248 | 232 | 50 |
| Farm equipment dealers | *** | *** | ••• | ••• | ••• | ••• | ••• | ••• | ••• | ••• |
| Lumber, building materials, supplies, equipment dealers | 17 | 15 | 4,706 | (D) | 687 | 13,160 | 13,145 | 170 | 169 | 20 |
| Hardware stores | 22 | 18 | 2,386 | (D) | 221 | 4,359 | 4,148 | 78 | 63 | 30 |
| Drug stores, proprietary stores, total | 44 | 38 | 7,917 | 7,823 | 810 | 16,489 | 13,893 | 338 | 219 | 43 |
| Drug stores | (NA) | 36 | (NA) | (D) | (D) | (D) | (D) | (D) | (D) | (NA) |
| Proprietary stores | (NA) | 2 | (NA) | (D) | (D) | (D) | (D) | (D) | (D) | (NA) |
| Other retail stores, total | 94 | 60 | 6,965 | (D) | 715 | 14,356 | 12,303 | 253 | 179 | 113 |
| Liquor stores | 14 | 8 | 1,340 | 968 | 43 | 914 | 636 | 20 | 10 | 19 |
| Fuel, ice dealers | 9 | 7 | 1,495 | (D) | 150 | 2,816 | 2,489 | 41 | 35 | 9 |
| Feed, farm, garden supply stores | 3 | 1 | (D) | (D) | (D) | (D) | (D) | (D) | (D) | (D) |
| Jewelry stores | 11 | 9 | 1,314 | (D) | 179 | 3,116 | 2,966 | 49 | 44 | 9 |
| Book, stationery stores | 3 | 3 | 205 | 205 | 31 | 550 | 543 | 8 | 7 | 2 |
| Other retail stores (except second-hand) | 42 | 30 | 2,047 | 1,909 | 243 | 5,558 | 4,355 | 116 | 67 | 50 |
| Second-hand stores | 2 | 2 | (D) | (D) | (D) | (D) | (D) | (D) | (D) | (D) |
| Nonstore retailers | 56 | 10 | 3,133 | 2,331 | 572 | 9,757 | 9,150 | 191 | 154 | 56 |
| DETROIT | | | | | | | | | | |
| Retail trade, total | 18,051 | 13,253 | 2,551,312 | 2,442,932 | 316,893 | 6,004,402 | 5,535,724 | 108,163 | 87,390 | 19,844 |
| Food Stores | | | | | | | | | | |
| Total | 4,452 | 2,808 | 546,321 | 500,101 | 38,449 | 730,264 | 619,680 | 15,834 | 10,919 | 4,875 |
| Grocery stores | 2,884 | 1,776 | 448,752 | 413,250 | 27,217 | 522,674 | 438,618 | 11,159 | 7,418 | 3,235 |
| Meat markets | 241 | 179 | 29,646 | 27,842 | 2,351 | 45,299 | 40,451 | 738 | 528 | 298 |
| Fish (seafood) markets | 51 | 37 | 1,426 | 1,308 | 117 | 2,214 | 2,036 | 53 | 42 | 54 |
| Fruit stores, vegetable markets | 132 | 42 | 4,078 | 2,838 | 227 | 3,856 | 3,335 | 97 | 68 | 167 |
| Candy, nut, confectionery stores | 432 | 228 | 21,672 | 18,508 | 3,083 | 50,357 | 37,032 | 1,397 | 860 | 441 |
| Bakery products stores | 316 | 268 | 18,149 | 16,945 | 3,472 | 68,175 | 64,804 | 1,479 | 1,325 | 290 |
| Bakeries, with baking on premises | (NA) | 149 | (NA) | (D) | (D) | (D) | (D) | (D) | (D) | (NA) |
| Bakeries, without baking on premises | (NA) | 119 | (NA) | (D) | (D) | (D) | (D) | (D) | (D) | (NA) |
| Delicatessen stores | 78 | 68 | 6,645 | 6,113 | 666 | 12,217 | 10,477 | 273 | 205 | 103 |
| Food stores, n.e.c. | 312 | 210 | 15,823 | 13,297 | 1,316 | 25,472 | 22,927 | 638 | 473 | 273 |
| Eating, Drinking Places | | | | | | | | | | |
| Total | 4,206 | 3,760 | 213,199 | 205,787 | 46,513 | 935,016 | 869,182 | 20,862 | 17,764 | 5,493 |
| Eating places (except refreshment stands) | 1,957 | 1,741 | 107,238 | 104,780 | 27,512 | 554,540 | 520,349 | 12,939 | 11,260 | 2,483 |
| Restaurants, cafeterias | (NA) | 1,675 | (NA) | 96,954 | 24,970 | 505,816 | 477,500 | 12,094 | 10,617 | (NA) |
| Caterers | (NA) | 29 | (NA) | 2,651 | 597 | 11,580 | 9,840 | 267 | 165 | (NA) |
| In-plant food contractors | (NA) | 37 | (NA) | 5,175 | 1,945 | 37,144 | 33,009 | 578 | 478 | (NA) |
| Refreshment stands | 221 | 167 | 7,147 | 6,399 | 1,099 | 21,728 | 16,944 | 588 | 358 | 260 |
| Drinking places | 2,020 | 1,852 | 98,680 | 94,608 | 17,902 | 358,748 | 331,889 | 7,335 | 6,146 | 2,740 |
| General Merchandise Group | | | | | | | | | | |
| Total | 383 | 291 | 347,266 | 345,678 | 67,690 | 1,269,867 | 1,127,332 | 26,621 | 20,142 | 304 |
| Department stores | 21 | 21 | 283,126 | 283,126 | 57,177 | 1,072,388 | 967,387 | 20,995 | 16,795 | ••• |
| Dry goods, general merchandise stores | 157 | 93 | 19,884 | (D) | (D) | (D) | (D) | (D) | (D) | (D) |
| General stores | 7 | 3 | 106 | (D) | (D) | (D) | (D) | (D) | (D) | (D) |
| Variety stores | 196 | 174 | 44,054 | 43,716 | 7,446 | 138,187 | 102,565 | 4,620 | 2,438 | 136 |
| Apparel, Accessories Stores | | | | | | | | | | |
| Total | 1,397 | 1,213 | 177,324 | 174,238 | 27,146 | 506,536 | 464,638 | 9,346 | 7,403 | 1,067 |
| Shoe stores | 320 | 284 | 34,818 | 34,134 | 4,502 | 78,243 | 67,479 | 1,492 | 975 | 178 |
| Men's shoe stores | (NA) | 81 | (NA) | 7,022 | 744 | 14,070 | 13,276 | 206 | 171 | (NA) |
| Women's shoe stores | (NA) | 56 | (NA) | 11,967 | 1,783 | 28,345 | 25,186 | 575 | 383 | (NA) |
| Children's, juveniles' shoe stores | (NA) | 13 | (NA) | 933 | 157 | 2,441 | 2,298 | 39 | 29 | (NA) |
| Family shoe stores | (NA) | 134 | (NA) | 14,212 | 1,818 | 33,387 | 26,719 | 672 | 392 | (NA) |
| Men's, boys' clothing and furnishings stores | (NA) | 273 | (NA) | 47,304 | 7,578 | 139,468 | 130,485 | 1,973 | 1,607 | (NA) |
| Men's, boys' clothing stores | (NA) | 145 | (NA) | 36,100 | 6,038 | 112,849 | 105,455 | 1,568 | 1,270 | (NA) |
| Men's, boys' furnishings stores | (NA) | 128 | (NA) | 11,204 | 1,540 | 26,619 | 25,030 | 405 | 337 | (NA) |
| Family clothing stores | (NA) | 62 | (NA) | 7,804 | 1,095 | 20,250 | 19,030 | 349 | 294 | (NA) |
| Women's clothing, specialty stores | 486 | 434 | 72,709 | 72,017 | 11,821 | 220,130 | 201,081 | 4,693 | 3,785 | 329 |
| Ready-to-wear stores | (NA) | 310 | (NA) | 66,492 | 10,981 | 203,668 | 186,175 | 4,288 | 3,463 | (NA) |
| Millinery stores | (NA) | 64 | (NA) | 2,942 | 525 | 10,919 | 9,977 | 268 | 217 | (NA) |
| Clothing, specialty stores, n.e.c. | (NA) | 60 | (NA) | 2,583 | 315 | 5,543 | 4,929 | 137 | 105 | (NA) |
| Children's, infants' wear stores | 78 | 62 | 4,503 | 4,279 | 389 | 8,377 | 7,499 | 222 | 172 | 86 |
| Apparel stores, n.e.c. | 116 | 98 | 8,934 | 8,700 | 1,761 | 40,068 | 39,064 | 617 | 570 | 120 |
| Furniture, Home Furnishings, Appliance Dealers | | | | | | | | | | |
| Total | 842 | 678 | 131,744 | 127,982 | 19,512 | 356,289 | 343,927 | 4,604 | 4,176 | 844 |
| Furniture, home furnishings stores | 528 | 446 | 91,531 | 90,229 | 15,041 | 277,168 | 268,424 | 3,415 | 3,101 | 543 |
| Furniture stores | (NA) | 255 | (NA) | 66,613 | 10,430 | 188,785 | 182,705 | 2,254 | 2,038 | (NA) |
| Floor covering stores | (NA) | 58 | (NA) | 13,212 | 2,486 | 46,606 | 46,038 | 539 | 512 | (NA) |
| Home furnishings stores, n.e.c., antique stores | (NA) | 133 | (NA) | 10,404 | 2,125 | 41,777 | 39,681 | 622 | 551 | (NA) |
| Household appliance, radio, TV stores | 312 | 232 | 40,201 | 37,753 | 4,471 | 79,121 | 75,503 | 1,189 | 1,075 | 299 |
| Household appliance stores | (NA) | 85 | (NA) | 15,190 | 1,531 | 28,890 | 27,927 | 494 | 475 | (NA) |
| Appliance, radio, TV stores | (NA) | 77 | (NA) | 15,114 | 1,842 | 31,202 | 29,611 | 431 | 372 | (NA) |
| Radio, TV stores | (NA) | 70 | (NA) | 7,441 | 1,098 | 19,029 | 17,965 | 264 | 228 | (NA) |
| Automotive Group | | | | | | | | | | |
| Total | 581 | 471 | 512,525 | 508,665 | 44,444 | 806,163 | 798,344 | 8,578 | 8,385 | 477 |
| Passenger car dealers (franchised) | 179 | 173 | 443,109 | 442,927 | 38,300 | 693,395 | 689,936 | 7,137 | 7,070 | 59 |
| Passenger car dealers (nonfranchised) | 223 | 145 | 39,206 | 36,264 | 2,017 | 36,386 | 35,030 | 463 | 436 | 248 |
| Tire, battery, accessory dealers | 145 | 125 | 22,571 | 22,047 | 3,694 | 68,644 | 65,719 | 865 | 790 | 140 |
| Motorcycle, aircraft, boat dealers | 24 | 22 | 4,831 | (D) | 293 | 4,936 | 4,906 | 58 | 57 | 20 |
| Household trailer dealers | 7 | 5 | (D) | (D) | (D) | (D) | (D) | (D) | (D) | (D) |
| Automotive dealers, n.e.c. | 1 | 1 | (D) | (D) | (D) | (D) | (D) | (D) | (D) | (D) |

Standard notes: (D) Withheld to avoid disclosure. (NA) Not available. n.e.c. Not elsewhere classified. XXX Not applicable. (Z) Less than \$500. ... Represents zero.
¹ Group totals may include data for establishments without payroll which could not be classified by detailed kind of business.

RETAIL TRADE—AREA STATISTICS

Table 105. RETAIL TRADE: 1954 — CITIES WITH 500 ESTABLISHMENTS OR MORE—Continued

Establishments, Sales, Payroll, and Personnel, by Kind of Business

| City and kind of business | Establishments | | Sales | | Payroll, entire year (\$1,000) | Payroll, workweek ended nearest Nov. 15 | | Paid employees, workweek ended nearest Nov. 15 | | Proprietors (unincorporated businesses only) ¹ (Number) |
|--|--------------------------------|--------------------------|---|--|-----------------------------------|---|----------------------------|--|---------------------------|---|
| | Total ¹ (Number) | With payroll (Number) | Total, all establishments ¹ (\$1,000) | Establishments with payroll (\$1,000) | | Total (Dollars) | Full workweek (Dollars) | Total (Number) | Full workweek (Number) | |
| DETROIT—Con. | | | | | | | | | | |
| Gasoline Service Stations | | | | | | | | | | |
| Total..... | 1,675 | 1,375 | 142,455 | 134,163 | 12,582 | 253,297 | 230,464 | 4,492 | 3,548 | 2,062 |
| Lumber, Bldg. Mats., Hardware, Farm Equipment Dealers | | | | | | | | | | |
| Total..... | 696 | 494 | 130,157 | 125,815 | 17,215 | 329,648 | 318,284 | 4,043 | 3,710 | 729 |
| Farm equipment dealers..... | 2 | 2 | (D) | (D) | (D) | (D) | (D) | (D) | (D) | (D) |
| Lumber, building materials dealers..... | 185 | 137 | 87,208 | 85,838 | 10,777 | 203,948 | 197,714 | 2,409 | 2,277 | 155 |
| Paint, glass, wallpaper stores..... | 117 | 79 | 13,807 | 13,167 | 2,133 | 42,292 | 40,845 | 523 | 466 | 111 |
| Plumbing, electrical supply stores..... | 63 | 53 | (D) | (D) | (D) | (D) | (D) | (D) | (D) | (D) |
| Hardware stores..... | 323 | 223 | 21,407 | 19,365 | 2,399 | 45,389 | 42,346 | 694 | 569 | 392 |
| Drug Stores, Proprietary Stores | | | | | | | | | | |
| Total..... | 773 | 703 | 112,226 | 110,378 | 11,049 | 210,181 | 177,576 | 4,896 | 3,313 | 743 |
| Drug stores..... | (NA) | 635 | (NA) | 102,810 | 10,257 | 195,852 | 166,139 | 4,523 | 3,079 | (NA) |
| Proprietary stores..... | (NA) | 68 | (NA) | 7,568 | 792 | 14,329 | 11,437 | 373 | 234 | (NA) |
| Other Retail Stores | | | | | | | | | | |
| Total..... | 2,011 | 1,269 | 160,784 | 147,504 | 20,681 | 391,965 | 372,842 | 6,216 | 5,425 | 2,166 |
| Liquor stores..... | 243 | 153 | 26,578 | 22,778 | 980 | 18,233 | 16,226 | 389 | 277 | 327 |
| Fuel, ice dealers..... | 207 | 153 | 39,883 | 39,027 | 4,694 | 87,532 | 85,286 | 1,184 | 1,116 | 181 |
| Fuel dealers (coal, wood)..... | (NA) | 131 | (NA) | 32,894 | 3,952 | 71,743 | 69,666 | 1,009 | 947 | (NA) |
| Liquefied petroleum gas dealers..... | (NA) | 1 | (NA) | (D) | (D) | (D) | (D) | (D) | (D) | (NA) |
| Fuel oil dealers..... | (NA) | 20 | (NA) | (D) | (D) | (D) | (D) | (D) | (D) | (NA) |
| Ice dealers..... | (NA) | 1 | (NA) | (D) | (D) | (D) | (D) | (D) | (D) | (NA) |
| Hay, grain, feed stores..... | 9 | 5 | 589 | 481 | 33 | 708 | 657 | 12 | 11 | 11 |
| Farm, garden supply stores..... | 20 | 16 | 962 | 910 | 174 | 3,125 | 2,494 | 92 | 38 | 20 |
| Jewelry stores..... | 283 | 183 | 24,048 | 22,406 | 3,756 | 66,258 | 63,688 | 1,002 | 911 | 286 |
| Book stores..... | 31 | 21 | 1,875 | (D) | (D) | (D) | (D) | (D) | (D) | (D) |
| Stationery stores..... | 43 | 35 | 7,742 | 7,658 | 2,069 | 36,908 | 36,353 | 448 | 428 | 34 |
| Sporting goods stores..... | 41 | 29 | 4,573 | 4,433 | 641 | 11,205 | 10,929 | 151 | 133 | 43 |
| Bicycle stores..... | 26 | 14 | 1,079 | 901 | 79 | 1,354 | 1,057 | 29 | 16 | 25 |
| Florists..... | 215 | 143 | 7,727 | 6,807 | 1,032 | 20,553 | 18,993 | 346 | 281 | 243 |
| Cigar stores, stands..... | 77 | 45 | 3,853 | (D) | (D) | (D) | (D) | (D) | (D) | (D) |
| News dealers, newsstands..... | 27 | 15 | 1,170 | 906 | 124 | 2,587 | 2,109 | 72 | 49 | 27 |
| Gift, novelty, souvenir stores..... | 139 | 79 | 3,914 | 3,176 | 381 | 9,250 | 8,130 | 206 | 147 | 177 |
| Music stores..... | 95 | 49 | 7,837 | 7,197 | 1,326 | 27,839 | 26,058 | 495 | 449 | 108 |
| Camera, photographic supply stores..... | 29 | 27 | 4,990 | (D) | 515 | 9,020 | 8,802 | 121 | 109 | 30 |
| Luggage, leather goods stores..... | 13 | 11 | 1,116 | (D) | 115 | 2,496 | 2,411 | 38 | 36 | 14 |
| Optical goods stores..... | 39 | 39 | 2,405 | 2,405 | 567 | 10,384 | 10,112 | 132 | 124 | 18 |
| Office, store machine and equipment dealers..... | 10 | 10 | 823 | 823 | 146 | 2,858 | 2,757 | 38 | 35 | 9 |
| Retail stores (except second-hand) n.e.c..... | 126 | 126 | 8,934 | 8,934 | 1,510 | 29,575 | 28,406 | 441 | 398 | 118 |
| Second-hand stores..... | 192 | 116 | 8,680 | 7,836 | 2,023 | 42,337 | 39,515 | 816 | 705 | 208 |
| Nonstore Retailers | | | | | | | | | | |
| Total..... | 1,035 | 191 | 77,311 | 62,621 | 11,612 | 215,176 | 213,455 | 2,671 | 2,605 | 1,084 |
| Mail order houses..... | 14 | 12 | 1,376 | (D) | 179 | 3,565 | 3,381 | 57 | 50 | 19 |
| Direct selling (house-to-house) organizations..... | 917 | 137 | 59,539 | 46,933 | 10,301 | 189,252 | 188,039 | 2,326 | 2,277 | 956 |
| Merchandise vending machine operators..... | 104 | 42 | 16,396 | (D) | 1,132 | 22,359 | 22,035 | 288 | 278 | 109 |
| FLINT | | | | | | | | | | |
| Retail trade, total..... | | | | | | | | | | |
| Total..... | 1,966 | 1,606 | 331,923 | 324,415 | 36,853 | 731,964 | 668,230 | 13,291 | 10,268 | 2,123 |
| Food stores, total..... | | | | | | | | | | |
| Total..... | 326 | 260 | 69,489 | 67,427 | 4,540 | 94,820 | 81,582 | 1,878 | 1,206 | 352 |
| Grocery stores..... | 267 | 221 | 64,824 | 63,134 | 4,016 | 83,932 | 71,464 | 1,644 | 1,020 | 297 |
| Meat markets, fish (seafood) markets..... | 10 | 10 | 2,194 | 2,194 | 180 | 3,061 | 2,641 | 66 | 41 | 13 |
| Fruit stores, vegetable markets..... | 1 | 1 | (D) | (D) | (D) | (D) | (D) | (D) | (D) | (D) |
| Candy, nut, confectionery stores..... | 11 | 5 | (D) | (D) | (D) | (D) | (D) | (D) | (D) | (D) |
| Other food stores..... | 33 | 23 | 1,815 | 1,661 | 308 | 7,206 | 6,933 | 149 | 131 | 26 |
| Eating, drinking places, total..... | | | | | | | | | | |
| Total..... | 421 | 393 | 22,140 | 21,698 | 4,735 | 100,595 | 92,183 | 2,464 | 2,044 | 527 |
| Eating places..... | 265 | 241 | 13,981 | 13,671 | 3,392 | 72,705 | 67,023 | 1,793 | 1,508 | 324 |
| Drinking places..... | 156 | 152 | 8,159 | 8,027 | 1,343 | 27,890 | 25,160 | 671 | 536 | 203 |
| General merchandise group, total..... | | | | | | | | | | |
| Total..... | 57 | 49 | 32,599 | 32,489 | 4,182 | 94,523 | 77,986 | 2,305 | 1,430 | 46 |
| General merchandise group (except variety)..... | 30 | 22 | 26,292 | 26,182 | 3,182 | 75,213 | 62,645 | 1,644 | 1,039 | 23 |
| Variety stores..... | 27 | 27 | 6,307 | 6,307 | 1,000 | 19,310 | 15,341 | 661 | 391 | 23 |
| Apparel, accessories stores, total..... | | | | | | | | | | |
| Total..... | 160 | 138 | 25,112 | 24,788 | 3,347 | 64,785 | 58,964 | 1,333 | 999 | 98 |
| Shoe stores..... | 34 | 28 | 4,114 | 3,972 | 514 | 9,494 | 8,236 | 200 | 127 | 15 |
| Men's, boys' clothing and furnishings stores..... | (NA) | 29 | (NA) | 6,746 | 977 | 17,469 | 15,552 | 311 | 228 | (NA) |
| Family clothing stores..... | (NA) | 15 | (NA) | 2,146 | 266 | 5,040 | 4,725 | 117 | 90 | (NA) |
| Women's clothing, specialty stores..... | 60 | 54 | 11,041 | (D) | 1,451 | 29,978 | 27,834 | 650 | 511 | 35 |
| Ready-to-wear stores..... | (NA) | 33 | (NA) | 9,926 | 1,305 | 27,160 | 25,456 | 566 | 456 | (NA) |
| Other clothing, specialty stores..... | (NA) | 21 | (NA) | (D) | 146 | 2,818 | 2,378 | 84 | 55 | (NA) |
| Other apparel stores..... | 14 | 12 | (D) | (D) | 139 | 2,804 | 2,617 | 55 | 43 | 12 |
| Furniture, home furnishings, appliance dealers, total..... | | | | | | | | | | |
| Total..... | 143 | 125 | 26,211 | 26,009 | 3,714 | 70,516 | 67,559 | 935 | 836 | 164 |
| Furniture, home furnishings stores, antique stores..... | 71 | 63 | 15,580 | 15,502 | 2,287 | 43,232 | 41,149 | 543 | 474 | 76 |
| Household appliance, radio, TV stores..... | 72 | 62 | 10,631 | 10,507 | 1,427 | 27,284 | 26,410 | 392 | 362 | 88 |
| Automotive group..... | | | | | | | | | | |
| Total..... | 112 | 86 | 76,926 | 76,118 | 7,717 | 134,080 | 131,007 | 1,415 | 1,345 | 103 |
| Gasoline service stations..... | | | | | | | | | | |
| Total..... | 241 | 207 | 18,771 | 17,895 | 1,575 | 31,560 | 28,625 | 588 | 464 | 298 |
| Lumber, bldg. mats., hardware, farm equip. dealers, total..... | | | | | | | | | | |
| Total..... | 100 | 84 | 25,615 | 25,129 | 2,980 | 62,355 | 58,754 | 841 | 761 | 113 |
| Farm equipment dealers..... | 2 | 2 | (D) | (D) | (D) | (D) | (D) | (D) | (D) | (D) |
| Lumber, building materials, supplies, equipment dealers..... | 53 | 45 | (D) | (D) | (D) | (D) | (D) | (D) | (D) | (D) |
| Hardware stores..... | 45 | 37 | 3,291 | 3,015 | 306 | 5,999 | 5,654 | 100 | 87 | 54 |
| Drug stores, proprietary stores, total..... | | | | | | | | | | |
| Total..... | 90 | 84 | 13,512 | 13,306 | 1,414 | 26,761 | 22,731 | 657 | 424 | 87 |
| Drug stores..... | (NA) | 72 | (NA) | 12,235 | 1,342 | 25,475 | 21,724 | 620 | 399 | (NA) |
| Proprietary stores..... | (NA) | 12 | (NA) | 1,071 | 72 | 1,286 | 1,007 | 37 | 25 | (NA) |

Standard Notes: (D) Withheld to avoid disclosure. (NA) Not available. n.e.c. Not elsewhere classified. XXX Not applicable. (Z) Less than \$500. ... Represents zero.
¹ Group totals may include data for establishments without payroll which could not be classified by detailed kind of business.

Table 105. RETAIL TRADE: 1954 — CITIES WITH 500 ESTABLISHMENTS OR MORE—Continued

Establishments, Sales, Payroll, and Personnel, by Kind of Business

| City and kind of business | Establishments | | Sales | | Payroll, entire year (\$1,000) | Payroll, workweek ended nearest Nov. 15 | | Paid employees, workweek ended nearest Nov. 15 | | Proprietors (unincorporated businesses only) ¹ (Number) |
|--|--------------------------------|--------------------------|---|--|-----------------------------------|---|----------------------------|--|---------------------------|---|
| | Total ¹ (Number) | With payroll (Number) | Total, all establishments ¹ (\$1,000) | Establishments with payroll (\$1,000) | | Total (Dollars) | Full workweek (Dollars) | Total (Number) | Full workweek (Number) | |
| FLINT—Con. | | | | | | | | | | |
| Other retail stores, total..... | 223 | 151 | 15,221 | 14,049 | 1,823 | 36,240 | 33,667 | 640 | 537 | 235 |
| Liquor stores..... | 30 | 16 | 2,379 | 1,943 | 90 | 1,705 | 1,555 | 41 | 31 | 38 |
| Fuel, ice dealers..... | 24 | 18 | 2,315 | 2,239 | 232 | 4,488 | 4,167 | 81 | 67 | 23 |
| Feed, farm, garden supply stores..... | 6 | 6 | 697 | 697 | 70 | 1,558 | 1,238 | 36 | 22 | 6 |
| Jewelry stores..... | 46 | 32 | 3,526 | 3,364 | 507 | 10,987 | 10,585 | 153 | 143 | 48 |
| Book, stationery stores..... | 6 | 4 | 465 | (D) | 72 | 1,230 | 1,122 | 25 | 19 | 9 |
| Other retail stores (except second-hand)..... | 99 | 65 | 5,454 | 4,992 | 779 | 15,053 | 13,804 | 282 | 234 | 98 |
| Second-hand stores..... | 12 | 10 | 385 | (D) | 73 | 1,219 | 1,196 | 22 | 21 | 13 |
| Nonstore retailers..... | 93 | 29 | 6,327 | 5,507 | 826 | 15,729 | 15,172 | 235 | 222 | 100 |
| GRAND RAPIDS | | | | | | | | | | |
| Retail trade, total..... | 2,296 | 1,748 | 316,967 | 303,099 | 35,353 | 684,552 | 617,146 | 13,741 | 10,333 | 2,416 |
| Food stores, total..... | 438 | 338 | 67,895 | 64,909 | 4,547 | 88,619 | 75,658 | 2,025 | 1,302 | 485 |
| Grocery stores..... | 300 | 228 | 58,933 | 56,381 | 3,376 | 65,788 | 55,957 | 1,468 | 955 | 333 |
| Meat markets, fish (seafood) markets..... | 40 | 38 | 4,329 | (D) | 352 | 6,679 | 5,994 | 124 | 89 | 43 |
| Fruit stores, vegetable markets..... | 19 | 7 | 1,357 | 1,143 | 97 | 1,465 | 1,100 | 41 | 19 | 32 |
| Candy, nut, confectionery stores..... | 19 | 15 | 435 | 385 | 54 | 1,082 | 839 | 40 | 25 | 11 |
| Bakery products stores..... | 46 | 42 | 2,411 | 2,355 | 619 | 12,779 | 11,152 | 328 | 203 | 52 |
| Other food stores..... | 12 | 8 | 400 | (D) | 49 | 826 | 616 | 24 | 11 | 12 |
| Eating, drinking places, total..... | 364 | 316 | 18,284 | 17,342 | 3,826 | 77,086 | 68,978 | 2,052 | 1,567 | 433 |
| Eating places (except refreshment stands)..... | 198 | 176 | 11,005 | 10,731 | 2,664 | 52,847 | 47,699 | 1,443 | 1,139 | 241 |
| Refreshment stands..... | 36 | 28 | 794 | 658 | 90 | 2,414 | 1,628 | 100 | 41 | 41 |
| Drinking places..... | 128 | 112 | 6,411 | 5,953 | 1,072 | 21,825 | 19,651 | 509 | 387 | 149 |
| General merchandise group, total..... | 83 | 71 | 50,433 | 50,147 | 7,066 | 144,156 | 125,611 | 3,256 | 2,350 | 71 |
| Department stores..... | 4 | 4 | 41,384 | 41,384 | 5,779 | 119,145 | 105,532 | 2,460 | 1,886 | ... |
| Dry goods, general merchandise stores..... | 38 | 30 | 2,175 | (D) | (D) | (D) | (D) | (D) | (D) | (D) |
| General stores..... | 6 | 2 | 279 | (D) | (D) | (D) | (D) | (D) | (D) | (D) |
| Variety stores..... | 35 | 35 | 6,595 | 6,595 | 1,072 | 20,747 | 16,486 | 678 | 389 | 28 |
| Apparel, accessories stores, total..... | 181 | 165 | 21,997 | 21,729 | 3,268 | 58,912 | 52,590 | 1,260 | 935 | 124 |
| Shoe stores..... | 43 | 35 | 4,046 | 3,852 | 536 | 8,892 | 7,912 | 171 | 106 | 21 |
| Men's, boys' clothing and furnishings stores..... | (NA) | 31 | (NA) | (D) | 616 | 10,742 | 9,995 | 169 | 123 | (NA) |
| Family clothing stores..... | (NA) | 19 | (NA) | 3,974 | 599 | 10,751 | 8,997 | 250 | 153 | (NA) |
| Women's clothing, specialty stores..... | 67 | 63 | 8,610 | 8,578 | 1,344 | 24,942 | 22,423 | 608 | 487 | 43 |
| Ready-to-wear stores..... | (NA) | 35 | (NA) | 7,166 | 1,126 | 20,585 | 18,439 | 507 | 404 | (NA) |
| Millinery stores..... | (NA) | 15 | (NA) | 754 | 138 | 2,556 | 2,403 | 57 | 50 | (NA) |
| Other clothing, specialty stores..... | (NA) | 13 | (NA) | 658 | 80 | 1,801 | 1,581 | 44 | 33 | (NA) |
| Other apparel stores..... | 19 | 17 | 974 | (D) | 173 | 3,585 | 3,263 | 82 | 66 | 15 |
| Furniture, home furnishings, appliance dealers, total..... | 159 | 121 | 16,777 | 16,055 | 2,069 | 39,741 | 38,053 | 582 | 520 | 175 |
| Furniture, home furnishings stores..... | 79 | 67 | 10,292 | 10,092 | 1,367 | 26,360 | 25,273 | 384 | 339 | 87 |
| Furniture stores..... | (NA) | 42 | (NA) | 8,047 | 1,072 | 20,948 | 20,128 | 294 | 262 | (NA) |
| Home furnishings stores, antique stores..... | (NA) | 25 | (NA) | 2,045 | 295 | 5,412 | 5,145 | 90 | 77 | (NA) |
| Household appliance, radio, TV stores..... | 80 | 54 | 6,485 | 5,963 | 702 | 13,381 | 12,780 | 198 | 181 | 88 |
| Automotive group, total..... | 120 | 96 | 54,311 | 52,233 | 4,865 | 89,142 | 88,122 | 1,047 | 1,008 | 130 |
| Passenger car dealers (franchised)..... | 25 | 29 | 40,146 | 40,146 | 3,918 | 72,988 | 72,482 | 821 | 605 | 11 |
| Passenger car dealers (nonfranchised)..... | 51 | 33 | 8,633 | 7,167 | 294 | 4,628 | 4,576 | 58 | 56 | 71 |
| Tire, battery, accessory dealers..... | 27 | 23 | 3,859 | (D) | 577 | 10,000 | 9,536 | 150 | 129 | 33 |
| Other automotive dealers..... | 13 | 11 | 1,673 | (D) | 76 | 1,526 | 1,526 | 18 | 18 | 15 |
| Gasoline service stations..... | 255 | 213 | 19,051 | 17,667 | 1,450 | 30,241 | 25,965 | 695 | 476 | 290 |
| Lumber, bldg. mats., hardware, farm equip. dealers, total..... | 136 | 100 | 21,717 | 20,857 | 2,702 | 47,763 | 45,348 | 721 | 624 | 152 |
| Farm equipment dealers..... | 1 | 1 | (D) | (D) | (D) | (D) | (D) | (D) | (D) | (D) |
| Lumber, building materials dealers..... | 40 | 32 | 13,752 | 13,612 | 1,792 | 30,771 | 29,507 | 442 | 387 | 34 |
| Plumbing, paint, electrical stores..... | 35 | 23 | (D) | (D) | (D) | (D) | (D) | (D) | (D) | (D) |
| Hardware stores..... | 54 | 44 | 4,355 | 4,071 | 420 | 7,802 | 7,014 | 145 | 115 | 63 |
| Drug stores, proprietary stores, total..... | 111 | 109 | 15,424 | (D) | 1,690 | 34,033 | 27,349 | 841 | 495 | 100 |
| Drug stores..... | (NA) | 107 | (NA) | (D) | (D) | (D) | (D) | (D) | (D) | (NA) |
| Proprietary stores..... | (NA) | 2 | (NA) | (D) | (D) | (D) | (D) | (D) | (D) | (NA) |
| Other retail stores, total..... | 316 | 186 | 22,263 | (D) | 2,705 | 53,039 | 48,411 | 929 | 746 | 326 |
| Liquor stores..... | 16 | 10 | (D) | (D) | (D) | (D) | (D) | (D) | (D) | (D) |
| Fuel, ice dealers..... | 35 | 27 | 4,296 | 4,130 | 476 | 8,383 | 8,162 | 136 | 126 | 28 |
| Feed, farm, garden supply stores..... | 12 | 12 | 2,880 | 2,850 | 269 | 5,162 | 4,950 | 77 | 65 | 20 |
| Jewelry stores..... | 41 | 25 | 2,695 | 2,673 | 581 | 12,283 | 11,215 | 177 | 140 | 34 |
| Book, stationery stores..... | 13 | 9 | 871 | 741 | 132 | 2,623 | 2,401 | 54 | 45 | 8 |
| Sporting goods, bicycle stores..... | 20 | 12 | 1,098 | 1,096 | 101 | 1,861 | 1,683 | 26 | 23 | 29 |
| Florists..... | 19 | 15 | 1,114 | 1,062 | 214 | 4,078 | 3,397 | 107 | 64 | 22 |
| Cigar stores, stands..... | 12 | 10 | 383 | (D) | 35 | 705 | 582 | 22 | 15 | 11 |
| News dealers, newsstands..... | 4 | 2 | 72 | (D) | (D) | (D) | (D) | (D) | (D) | (D) |
| Gift, novelty, souvenir stores..... | 15 | 3 | 212 | 72 | 6 | 80 | 40 | 2 | 1 | 16 |
| Music stores..... | 25 | 11 | (D) | 1,265 | 231 | 5,331 | 4,217 | 94 | 66 | 25 |
| Camera, photographic supply stores..... | 7 | 7 | (D) | (D) | (D) | (D) | (D) | (D) | (D) | (D) |
| Other retail stores (except second-hand)..... | 34 | 30 | 1,632 | 1,486 | 301 | 5,706 | 5,260 | 105 | 90 | 34 |
| Second-hand stores..... | 27 | 13 | 1,250 | 1,070 | 143 | 2,699 | 2,664 | 45 | 43 | 34 |
| Nonstore retailers, total..... | 133 | 33 | 8,815 | 7,135 | 1,165 | 21,820 | 21,061 | 333 | 310 | 130 |
| Mail order houses..... | 4 | 4 | 1,030 | 1,030 | 157 | 3,154 | 2,867 | 54 | 46 | 2 |
| Direct selling (house-to-house) organizations..... | 110 | 20 | (D) | (D) | (D) | (D) | (D) | (D) | (D) | (D) |
| Merchandise vending machine operators..... | 19 | 9 | (D) | (D) | (D) | (D) | (D) | (D) | (D) | (D) |

Standard Notes: (D) Withheld to avoid disclosure. (NA) Not available. n.e.c. Not elsewhere classified. XXX Not applicable. (Z) Less than \$500. ... Represents zero.
¹ Group totals may include data for establishments without payroll which could not be classified by detailed kind of business.

Table 105. RETAIL TRADE: 1954 — CITIES WITH 500 ESTABLISHMENTS OR MORE—Continued

Establishments, Sales, Payroll, and Personnel, by Kind of Business

| City and kind of business | Establishments | | Sales | | Payroll, entire year (\$1,000) | Payroll, workweek ended nearest Nov. 15 | | Paid employees, workweek ended nearest Nov. 15 | | Proprietors (unincorporated businesses only) ¹ (Number) |
|--|--------------------------------|--------------------------|---|--|-----------------------------------|---|----------------------------|--|---------------------------|---|
| | Total ¹ (Number) | With payroll (Number) | Total, all establishments ¹ (\$1,000) | Establishments with payroll (\$1,000) | | Total (Dollars) | Full workweek (Dollars) | Total (Number) | Full workweek (Number) | |
| HAMTRAMCK | | | | | | | | | | |
| Retail trade, total..... | 506 | 370 | 60,721 | 57,547 | 6,374 | 120,496 | 109,150 | 2,234 | 1,687 | 533 |
| Food stores, total..... | 137 | 75 | 12,961 | 11,119 | 949 | 19,236 | 17,185 | 384 | 295 | 151 |
| Grocery stores..... | 87 | 41 | 8,958 | 7,402 | 488 | 9,482 | 8,594 | 174 | 135 | 97 |
| Meat markets, fish (seafood) markets..... | 7 | 5 | 1,585 | (D) | 138 | 2,918 | 2,528 | 44 | 30 | 6 |
| Fruit stores, vegetable markets..... | 1 | 1 | (D) | (D) | (D) | (D) | (D) | (D) | (D) | (D) |
| Candy, nut, confectionery stores..... | 15 | 9 | 464 | 366 | 38 | 553 | 383 | 20 | 12 | 14 |
| Other food stores..... | 27 | 19 | (D) | 1,692 | (D) | (D) | (D) | (D) | (D) | (D) |
| Eating, drinking places, total..... | 127 | 111 | 5,211 | 5,051 | 933 | 17,615 | 16,361 | 404 | 338 | 151 |
| Eating places..... | 35 | 29 | 1,622 | 1,578 | 407 | 7,278 | 7,081 | 167 | 157 | 37 |
| Drinking places..... | 92 | 82 | 3,589 | 3,473 | 526 | 10,337 | 9,280 | 237 | 181 | 114 |
| General merchandise group, total..... | 16 | 10 | 6,586 | 6,440 | 893 | 15,770 | 11,649 | 525 | 242 | 13 |
| General merchandise group (except variety)..... | 10 | 4 | (D) | (D) | (D) | (D) | (D) | (D) | (D) | (D) |
| Variety stores..... | 6 | 6 | (D) | (D) | (D) | (D) | (D) | (D) | (D) | (D) |
| Apparel, accessories stores, total..... | 72 | 68 | 6,526 | 6,476 | 844 | 15,792 | 13,780 | 303 | 219 | 57 |
| Shoe stores..... | 18 | 18 | 2,096 | 2,088 | 257 | 5,061 | 3,895 | 99 | 59 | 12 |
| Men's, boys' clothing and furnishings stores..... | (NA) | 12 | (D) | (D) | 224 | 3,939 | 3,545 | 58 | 43 | (NA) |
| Family clothing stores..... | (NA) | 3 | (NA) | 211 | 34 | 684 | 659 | 11 | 10 | (NA) |
| Women's clothing, specialty stores..... | 28 | 26 | 1,833 | (D) | 251 | 4,349 | 4,126 | 93 | 79 | 22 |
| Ready-to-wear stores..... | (NA) | 18 | (NA) | 1,688 | 217 | 3,927 | 3,759 | 84 | 72 | (NA) |
| Other clothing, specialty stores..... | (NA) | 8 | (NA) | (D) | 34 | 422 | 367 | 9 | 7 | (NA) |
| Other apparel stores..... | 9 | 9 | 796 | 796 | 78 | 1,759 | 1,555 | 42 | 29 | 6 |
| Furniture, home furnishings, appliance dealers, total..... | 31 | 27 | 4,629 | 4,571 | 714 | 12,882 | 12,470 | 159 | 146 | 24 |
| Furniture, home furnishings stores, antique stores..... | 22 | 20 | 3,376 | (D) | 550 | 10,303 | 10,043 | 111 | 103 | 18 |
| Household appliance, radio, TV stores..... | 9 | 7 | 1,253 | (D) | 164 | 2,579 | 2,427 | 48 | 43 | 6 |
| Automotive group..... | 7 | 7 | 15,999 | 15,999 | 1,225 | 22,511 | 22,444 | 217 | 215 | 3 |
| Gasoline service stations..... | 25 | 21 | 2,268 | 2,112 | 152 | 3,686 | 3,489 | 69 | 61 | 32 |
| Lumber, bldg. mads., hardware, farm equip. dealers, total..... | 17 | 13 | 1,365 | 1,281 | 197 | 4,027 | 3,944 | 47 | 45 | 18 |
| Farm equipment dealers..... | ••• | ••• | ••• | ••• | ••• | ••• | ••• | ••• | ••• | ••• |
| Lumber, building materials, supplies, equipment dealers..... | 8 | 6 | 722 | (D) | 134 | 2,999 | 2,954 | 32 | 32 | 8 |
| Hardware stores..... | 9 | 7 | 643 | (D) | 63 | 1,028 | 990 | 15 | 15 | 10 |
| Drug stores, proprietary stores, total..... | 16 | 14 | 2,496 | (D) | 236 | 4,662 | 3,839 | 92 | 58 | 15 |
| Drug stores..... | 16 | 14 | 2,496 | (D) | 236 | 4,662 | 3,839 | 92 | 58 | 15 |
| Proprietary stores..... | ••• | ••• | ••• | ••• | ••• | ••• | ••• | ••• | ••• | ••• |
| Other retail stores, total..... | 50 | 22 | 2,267 | 1,713 | (D) | (D) | (D) | (D) | (D) | (D) |
| Liquor stores..... | 8 | 4 | 633 | 497 | 16 | 350 | 230 | 6 | 4 | 11 |
| Fuel, ice dealers..... | 2 | 2 | (D) | (D) | (D) | (D) | (D) | (D) | (D) | (D) |
| Feed, farm, garden supply stores..... | ••• | ••• | ••• | ••• | ••• | ••• | ••• | ••• | ••• | ••• |
| Jewelry stores..... | 8 | 4 | 644 | (D) | (D) | (D) | (D) | (D) | (D) | (D) |
| Book, stationery stores..... | 3 | 3 | 89 | 89 | 7 | 178 | 163 | 6 | 5 | 4 |
| Other retail stores (except second-hand)..... | 26 | 8 | 654 | 358 | 35 | 684 | 619 | 15 | 10 | 30 |
| Second-hand stores..... | 1 | 1 | (D) | (D) | (D) | (D) | (D) | (D) | (D) | (D) |
| Nonstore retailers..... | 8 | 2 | 413 | (D) | (D) | (D) | (D) | (D) | (D) | (D) |
| JACKSON | | | | | | | | | | |
| Retail trade, total..... | 745 | 619 | 96,685 | 93,315 | 11,093 | 217,864 | 197,330 | 4,249 | 3,260 | 704 |
| Food stores, total..... | 135 | 91 | 21,861 | 20,107 | 1,349 | 25,786 | 21,104 | 573 | 361 | 138 |
| Grocery stores..... | 106 | 66 | 19,642 | 18,116 | 1,116 | 21,342 | 16,914 | 463 | 267 | 107 |
| Meat markets, fish (seafood) markets..... | 13 | 9 | 1,299 | 18,006 | 81 | 1,216 | 1,092 | 25 | 16 | 14 |
| Fruit stores, vegetable markets..... | 3 | 3 | (D) | (D) | (D) | (D) | (D) | (D) | (D) | (D) |
| Candy, nut, confectionery stores..... | 2 | 2 | (D) | (D) | (D) | (D) | (D) | (D) | (D) | (D) |
| Other food stores..... | 11 | 11 | 575 | 575 | 105 | 2,338 | 2,265 | 64 | 61 | 14 |
| Eating, drinking places, total..... | 162 | 146 | 6,815 | 6,479 | 1,305 | 28,243 | 25,646 | 706 | 548 | 202 |
| Eating places..... | 93 | 85 | 4,225 | 4,063 | 938 | 21,245 | 19,328 | 535 | 422 | 113 |
| Drinking places..... | 69 | 61 | 2,590 | 2,416 | 367 | 6,998 | 6,318 | 171 | 126 | 89 |
| General merchandise group, total..... | 13 | 13 | 11,466 | 11,466 | 1,982 | 36,858 | 30,126 | 869 | 584 | 3 |
| General merchandise group (except variety)..... | 6 | 6 | 8,768 | 8,768 | 1,495 | 27,559 | 22,580 | 552 | 401 | 1 |
| Variety stores..... | 7 | 7 | 2,698 | 2,698 | 487 | 9,299 | 7,546 | 317 | 183 | 2 |
| Apparel, accessories stores, total..... | 67 | 65 | 8,516 | (D) | 1,217 | 25,832 | 24,460 | 516 | 441 | 20 |
| Shoe stores..... | 17 | 17 | 1,514 | 1,514 | 189 | 3,698 | 3,402 | 78 | 64 | 1 |
| Men's, boys' clothing and furnishings stores..... | 14 | 14 | 2,203 | 2,295 | 365 | 7,077 | 6,345 | 135 | 97 | 8 |
| Family clothing stores..... | 4 | 4 | (D) | (D) | (D) | (D) | (D) | (D) | (D) | (D) |
| Women's clothing, specialty stores..... | 25 | 25 | 4,211 | 4,211 | 585 | 13,312 | 13,006 | 269 | 248 | 6 |
| Ready-to-wear stores..... | 12 | 12 | 2,872 | 2,872 | 335 | 9,097 | 8,995 | 170 | 162 | 5 |
| Other clothing, specialty stores..... | 13 | 13 | 1,339 | 1,339 | 250 | 4,215 | 4,011 | 99 | 86 | 1 |
| Other apparel stores..... | 5 | 5 | (D) | (D) | (D) | (D) | (D) | (D) | (D) | (D) |
| Furniture, home furnishings, appliance dealers, total..... | 40 | 34 | 4,646 | 4,508 | 622 | 11,725 | 11,273 | 159 | 165 | 40 |
| Furniture, home furnishings stores, antique stores..... | 12 | 12 | 2,522 | 2,506 | 380 | 7,168 | 7,047 | 110 | 101 | 11 |
| Household appliance, radio, TV stores..... | 28 | 22 | 2,124 | 2,002 | 242 | 4,557 | 4,226 | 79 | 64 | 29 |
| Automotive group..... | 46 | 38 | 20,068 | 19,818 | 2,062 | 39,753 | 39,586 | 459 | 453 | 32 |
| Gasoline service stations..... | 88 | 80 | 6,322 | 6,114 | 444 | 9,139 | 7,814 | 206 | 141 | 96 |
| Lumber, bldg. mads., hardware, farm equip. dealers, total..... | 38 | 36 | 4,326 | (D) | 643 | 11,899 | 11,332 | 150 | 155 | 33 |
| Farm equipment dealers..... | ••• | ••• | ••• | ••• | ••• | ••• | ••• | ••• | ••• | ••• |
| Lumber, building materials, supplies, equipment dealers..... | 28 | 26 | 3,526 | (D) | 551 | 10,213 | 9,925 | 143 | 131 | 21 |
| Hardware stores..... | 10 | 10 | 800 | 800 | 92 | 1,686 | 1,407 | 37 | 24 | 12 |

Standard Notes: (D) Withheld to avoid disclosure. (NA) Not available. n.e.c. Not elsewhere classified. XXXX Not applicable. (Z) Less than \$500. ... Represents zero.
¹ Group totals may include data for establishments without payroll which could not be classified by detailed kind of business.

Table 105. RETAIL TRADE: 1954 — CITIES WITH 500 ESTABLISHMENTS OR MORE—Continued

Establishments, Sales, Payroll, and Personnel, by Kind of Business

| City and kind of business | Establishments | | Sales | | Payroll, entire year (\$1,000) | Payroll, workweek ended nearest Nov. 15 | | Paid employees, workweek ended nearest Nov. 15 | | Proprietors (unincorporated businesses only) ¹ (Number) |
|---|--------------------------------|--------------------------|---|--|-----------------------------------|---|----------------------------|--|---------------------------|---|
| | Total ¹ (Number) | With payroll (Number) | Total, all establishments ¹ (\$1,000) | Establishments with payroll (\$1,000) | | Total (Dollars) | Full workweek (Dollars) | Total (Number) | Full workweek (Number) | |
| JACKSON—Con. | | | | | | | | | | |
| Drug stores, proprietary stores, total | 32 | 28 | 4,165 | 4,085 | 546 | 9,416 | 8,273 | 201 | 134 | 26 |
| Drug stores | (NA) | 23 | (NA) | 3,708 | 522 | 9,246 | 8,124 | 194 | 130 | (NA) |
| Proprietary stores | (NA) | 5 | (NA) | 377 | 24 | 170 | 149 | 7 | 4 | (NA) |
| Other retail stores, total | 107 | 81 | 7,713 | 7,445 | 851 | 17,329 | 15,912 | 329 | 261 | 97 |
| Liquor stores | 9 | 7 | 1,088 | (D) | 40 | 843 | 602 | 26 | 13 | 10 |
| Fuel, ice dealers | 12 | 10 | 1,670 | (D) | 151 | 2,992 | 2,929 | 49 | 43 | 10 |
| Feed, farm, garden supply stores | 4 | 4 | 432 | 432 | 36 | 626 | 588 | 10 | 9 | 4 |
| Jewelry stores | 17 | 11 | 1,352 | 1,352 | 195 | 3,986 | 3,478 | 69 | 53 | 16 |
| Book, stationery stores | 2 | 2 | (D) | (D) | (D) | (D) | (D) | (D) | (D) | (D) |
| Other retail stores (except second-hand) | 51 | 43 | (D) | 2,792 | 370 | 7,686 | 7,126 | 142 | 111 | 46 |
| Second-hand stores | 4 | 4 | 123 | 123 | (D) | (D) | (D) | (D) | (D) | (D) |
| Nonstore retailers | 17 | 7 | 787 | 525 | 72 | 1,884 | 1,804 | 21 | 18 | 17 |
| KALAMAZOO | | | | | | | | | | |
| Retail trade, total | 883 | 705 | 129,370 | 126,230 | 16,108 | 305,582 | 282,402 | 5,852 | 4,618 | 870 |
| Food stores, total | 151 | 111 | 23,415 | 22,453 | 1,717 | 33,001 | 27,615 | 727 | 474 | 160 |
| Grocery stores | 111 | 79 | 20,805 | 19,913 | 1,359 | 26,163 | 21,577 | 555 | 352 | 119 |
| Meat markets, fish (seafood) markets | 6 | 6 | (D) | (D) | (D) | (D) | (D) | (D) | (D) | (D) |
| Fruit stores, vegetable markets | 7 | 5 | (D) | 279 | 25 | 331 | 238 | 10 | 5 | 8 |
| Candy, nut, confectionery stores | 9 | 7 | (D) | (D) | (D) | (D) | (D) | (D) | (D) | (D) |
| Other food stores | 16 | 14 | 888 | (D) | 214 | 4,368 | 3,916 | 116 | 81 | 14 |
| Eating, drinking places, total | 142 | 130 | 7,512 | 7,212 | 1,448 | 34,897 | 32,566 | 900 | 754 | 163 |
| Eating places | 111 | 99 | 5,436 | 5,136 | 1,147 | 29,261 | 27,345 | 767 | 647 | 127 |
| Drinking places | 31 | 31 | 2,076 | 2,076 | 301 | 5,636 | 5,221 | 133 | 107 | 36 |
| General merchandise group, total | 20 | 16 | 13,045 | 12,931 | 2,118 | 39,110 | 34,117 | 1,076 | 733 | 19 |
| General merchandise group (except variety) | 11 | 7 | 9,363 | 9,249 | 1,549 | 28,841 | 25,489 | 713 | 507 | 11 |
| Variety stores | 9 | 9 | 3,682 | 3,682 | 569 | 10,269 | 8,628 | 363 | 226 | 8 |
| Apparel, accessories stores, total | 92 | 78 | 9,488 | 9,334 | 1,363 | 28,243 | 25,788 | 557 | 442 | 60 |
| Shoe stores | 20 | 18 | (D) | (D) | (D) | (D) | (D) | (D) | (D) | (D) |
| Men's, boys' clothing and furnishings stores | 12 | 12 | (D) | (D) | (D) | (D) | (D) | (D) | (D) | (D) |
| Family clothing stores | 6 | 6 | 952 | 952 | 159 | 2,800 | 2,607 | 59 | 48 | 4 |
| Women's clothing, specialty stores | 47 | 37 | (D) | (D) | (D) | (D) | (D) | (D) | (D) | (D) |
| Ready-to-wear stores | (NA) | 22 | (NA) | (D) | (D) | (D) | (D) | (D) | (D) | (NA) |
| Other clothing, specialty stores | (NA) | 15 | (NA) | 473 | 67 | 1,301 | 985 | 40 | 26 | (NA) |
| Other apparel stores | 5 | 5 | 262 | 262 | 54 | 1,234 | 1,220 | 19 | 18 | 3 |
| Furniture, home furnishings, appliance dealers, total | 59 | 45 | 9,302 | 9,188 | 1,267 | 24,460 | 23,465 | 365 | 319 | 63 |
| Furniture, home furnishings stores, antique stores | 30 | 22 | 4,768 | 4,710 | 672 | 13,211 | 12,636 | 206 | 181 | 32 |
| Household appliance, radio, TV stores | 29 | 23 | 4,534 | 4,478 | 595 | 11,249 | 10,829 | 159 | 138 | 31 |
| Automotive group | 41 | 37 | 28,154 | 27,860 | 3,157 | 53,509 | 52,840 | 665 | 643 | 27 |
| Gasoline service stations | 10 | 98 | 7,775 | 7,481 | 632 | 12,642 | 10,843 | 268 | 170 | 124 |
| Lumber, bldg. mats., hardware, farm equip. dealers, total | 46 | 36 | 11,935 | 11,739 | 1,820 | 31,435 | 29,723 | 439 | 384 | 29 |
| Farm equipment dealers | 5 | 3 | 296 | (D) | 43 | 758 | 758 | 11 | 11 | 3 |
| Lumber, building materials, supplies, equipment dealers | 31 | 23 | 7,634 | (D) | 1,102 | 20,032 | 19,247 | 246 | 216 | 22 |
| Hardware stores | 10 | 10 | 4,005 | 4,005 | 675 | 10,645 | 9,718 | 182 | 157 | 4 |
| Drug stores, proprietary stores, total | 37 | 35 | 5,509 | (D) | 664 | 11,883 | 10,385 | 289 | 195 | 36 |
| Drug stores | (NA) | 32 | (NA) | (D) | 638 | 11,382 | 9,982 | 270 | 186 | (NA) |
| Proprietary stores | (NA) | 3 | (NA) | 223 | 26 | 501 | 403 | 19 | 9 | (NA) |
| Other retail stores, total | 151 | 105 | 10,826 | 10,344 | 1,414 | 25,833 | 24,617 | 415 | 359 | 161 |
| Liquor stores | 10 | 8 | 844 | (D) | 56 | 1,093 | 947 | 18 | 13 | 15 |
| Fuel, ice dealers | 13 | 11 | 3,759 | (D) | (D) | (D) | (D) | (D) | (D) | (D) |
| Feed, farm, garden supply stores | 14 | 6 | 584 | 496 | 71 | 1,333 | 1,173 | 22 | 17 | 13 |
| Jewelry stores | 16 | 14 | (D) | 1,138 | 194 | 3,932 | 3,806 | 61 | 56 | 14 |
| Book, stationery stores | 5 | 5 | 266 | 266 | 28 | 604 | 575 | 9 | 8 | 5 |
| Other retail stores (except second-hand) | 65 | 57 | 3,889 | 3,835 | 534 | 10,122 | 9,530 | 188 | 153 | 66 |
| Second-hand stores | 6 | 4 | (D) | (D) | (D) | (D) | (D) | (D) | (D) | (D) |
| Nonstore retailers | 34 | 14 | 2,409 | (D) | 508 | 10,569 | 10,443 | 151 | 145 | 28 |
| LANSING | | | | | | | | | | |
| Retail trade, total | 1,094 | 900 | 195,657 | 191,047 | 24,946 | 482,517 | 447,135 | 8,975 | 7,257 | 1,124 |
| Food stores, total | 208 | 152 | 36,712 | 34,792 | 2,488 | 44,046 | 38,086 | 910 | 640 | 226 |
| Grocery stores | 161 | 119 | 33,697 | 32,001 | 2,134 | 36,955 | 31,533 | 748 | 512 | 177 |
| Meat markets, fish (seafood) markets | 5 | 5 | 1,040 | 1,040 | 100 | 1,645 | 1,340 | 35 | 19 | 2 |
| Fruit stores, vegetable markets | 6 | 4 | (D) | (D) | (D) | (D) | (D) | (D) | (D) | (D) |
| Candy, nut, confectionery stores | 9 | 7 | (D) | (D) | (D) | (D) | (D) | (D) | (D) | (D) |
| Other food stores | 27 | 17 | 1,303 | 1,237 | 192 | 4,202 | 4,073 | 93 | 82 | 31 |
| Eating, drinking places, total | 197 | 183 | 12,285 | 12,027 | 2,863 | 56,269 | 51,509 | 1,391 | 1,140 | 250 |
| Eating places | 137 | 125 | 8,969 | (D) | 2,334 | 45,433 | 41,415 | 1,148 | 940 | 167 |
| Drinking places | 60 | 58 | 3,316 | (D) | 529 | 10,836 | 10,094 | 243 | 200 | 83 |
| General merchandise group, total | 25 | 23 | 31,919 | (D) | 4,839 | 111,179 | 100,045 | 2,441 | 1,858 | 6 |
| General merchandise group (except variety) | 12 | 10 | 27,787 | (D) | 4,112 | 95,131 | 86,945 | 1,920 | 1,551 | 3 |
| Variety stores | 13 | 13 | 4,132 | 4,132 | 727 | 16,048 | 13,100 | 521 | 307 | 3 |
| Apparel, accessories stores, total | 104 | 98 | 12,637 | 12,597 | 1,910 | 36,847 | 34,378 | 730 | 578 | 60 |
| Shoe stores | 31 | 31 | 3,028 | 3,028 | 436 | 7,990 | 6,927 | 145 | 85 | 20 |
| Men's, boys' clothing and furnishings stores | 15 | 15 | 3,787 | 3,787 | 620 | 9,931 | 9,132 | 182 | 136 | 5 |
| Family clothing stores | 6 | 6 | (D) | (D) | (D) | (D) | (D) | (D) | (D) | (D) |
| Women's clothing, specialty stores | 38 | 36 | 4,302 | (D) | (D) | (D) | (D) | (D) | (D) | (D) |
| Ready-to-wear stores | (NA) | 23 | (NA) | 3,664 | 501 | 12,284 | 11,954 | 262 | 239 | (NA) |
| Other clothing, specialty stores | (NA) | 13 | (NA) | (D) | (D) | (D) | (D) | (D) | (D) | (NA) |
| Other apparel stores | 14 | 10 | (D) | 752 | 124 | 2,940 | 2,903 | 50 | 47 | 13 |

Standard Notes: (D) Withheld to avoid disclosure. (NA) Not available. n.e.c. Not elsewhere classified. XXX Not applicable. (Z) Less than \$500. ... Represents zero.
¹ Group totals may include data for establishments without payroll which could not be classified by detailed kind of business.

Table 105. RETAIL TRADE: 1954 — CITIES WITH 500 ESTABLISHMENTS OR MORE—Continued

Establishments, Sales, Payroll, and Personnel, by Kind of Business

| City and kind of business | Establishments | | Sales | | Payroll, entire year (\$1,000) | Payroll, workweek ended nearest Nov. 15 | | Paid employees, workweek ended nearest Nov. 15 | | Proprietors (unincorporated businesses only) ¹ (Number) |
|---|--------------------------------|--------------------------|---|--|-----------------------------------|---|----------------------------|--|---------------------------|---|
| | Total ¹ (Number) | With payroll (Number) | Total, all establishments ¹ (\$1,000) | Establishments with payroll (\$1,000) | | Total (Dollars) | Full workweek (Dollars) | Total (Number) | Full workweek (Number) | |
| LANSING—Con. | | | | | | | | | | |
| Furniture, home furnishings, appliance dealers, total | 60 | 48 | 6,952 | 6,634 | 1,032 | 20,243 | 19,256 | 328 | 292 | 68 |
| Furniture, home furnishings stores, antique stores | 25 | 23 | 4,724 | (D) | 745 | 14,470 | 13,801 | 224 | 199 | 24 |
| Household appliance, radio, TV stores | 35 | 25 | 2,228 | (D) | 287 | 5,773 | 5,455 | 104 | 93 | 44 |
| Automotive group | 62 | 58 | 45,598 | 45,438 | 4,831 | 83,770 | 82,720 | 1,033 | 971 | 40 |
| Gasoline service stations | 135 | 113 | 9,355 | 8,909 | 815 | 16,510 | 14,536 | 327 | 242 | 158 |
| Lumber, bldg. mats., hardware, farm equip. dealers, total | 69 | 59 | 16,038 | 15,710 | 2,923 | 51,504 | 48,567 | 656 | 581 | 84 |
| Farm equipment dealers | 5 | 5 | 1,651 | 1,651 | 210 | 3,581 | 3,581 | 42 | 42 | 5 |
| Lumber, building materials, supplies, equipment dealers | 40 | 36 | 11,727 | 11,555 | 2,337 | 41,158 | 38,786 | 495 | 449 | 42 |
| Hardware stores | 24 | 18 | 2,660 | 2,504 | 376 | 6,765 | 6,200 | 119 | 90 | 37 |
| Drug stores, proprietary stores, total | 53 | 51 | 6,027 | (D) | 747 | 13,708 | 11,791 | 339 | 222 | 54 |
| Drug stores | (NA) | 51 | (NA) | (D) | 747 | 13,708 | 11,791 | 339 | 222 | (NA) |
| Proprietary stores | (NA) | ... | (NA) | ... | ... | ... | ... | ... | ... | (NA) |
| Other retail stores, total | 143 | 101 | 14,930 | 14,170 | 1,749 | 34,295 | 32,294 | 589 | 516 | 143 |
| Liquor stores | 8 | 8 | (D) | (D) | (D) | (D) | (D) | (D) | (D) | (D) |
| Fuel, ice dealers | 15 | 13 | 2,491 | (D) | 366 | 6,816 | 6,785 | 100 | 98 | 13 |
| Feed, farm, garden supply stores | 8 | 6 | 2,715 | (D) | 140 | 3,768 | 3,426 | 63 | 57 | 4 |
| Jewelry stores | 26 | 18 | 3,140 | (D) | 437 | 9,940 | 9,250 | 157 | 142 | 26 |
| Book, stationery stores | 4 | 4 | (D) | (D) | (D) | (D) | (D) | (D) | (D) | (D) |
| Other retail stores (except second-hand) | 69 | 47 | 4,670 | 4,296 | 686 | 11,386 | 10,606 | 222 | 181 | 72 |
| Second-hand stores | 7 | 5 | 298 | (D) | 24 | 552 | 480 | 12 | 8 | 9 |
| Nonstore retailers | 38 | 14 | 3,204 | 2,874 | 749 | 14,146 | 13,953 | 231 | 217 | 35 |
| MUSKEGON | | | | | | | | | | |
| Retail trade, total | 727 | 589 | 93,199 | 89,635 | 10,470 | 204,401 | 180,765 | 4,109 | 3,005 | 775 |
| Food stores, total | 157 | 115 | 23,054 | 21,292 | 1,561 | 29,556 | 26,369 | 689 | 513 | 183 |
| Grocery stores | 125 | 95 | 20,488 | 19,148 | 1,161 | 22,527 | 20,075 | 520 | 394 | 150 |
| Meat markets, fish (seafood) markets | 12 | 6 | 1,042 | 780 | 74 | 1,442 | 1,226 | 27 | 18 | 13 |
| Fruit stores, vegetable markets | 5 | 3 | 453 | (D) | (D) | (D) | (D) | (D) | (D) | (D) |
| Candy, nut, confectionery stores | 3 | 3 | 81 | 81 | 20 | 360 | 297 | 14 | 9 | 3 |
| Other food stores | 12 | 8 | 990 | (D) | (D) | (D) | (D) | (D) | (D) | (D) |
| Eating, drinking places, total | 105 | 99 | 4,763 | 4,663 | 988 | 19,410 | 17,730 | 529 | 423 | 126 |
| Eating places | 72 | 66 | 2,996 | 2,896 | 681 | 13,693 | 12,819 | 387 | 328 | 86 |
| Drinking places | 33 | 33 | 1,767 | 1,767 | 307 | 5,717 | 4,911 | 142 | 95 | 40 |
| General merchandise group, total | 23 | 21 | 15,190 | (D) | 2,307 | 49,987 | 38,202 | 1,140 | 657 | 15 |
| General merchandise group (except variety) | 15 | 13 | 13,203 | (D) | 1,963 | 40,145 | 30,446 | 811 | 460 | 12 |
| Variety stores | 8 | 8 | 1,987 | 1,987 | 344 | 9,842 | 7,756 | 329 | 197 | 3 |
| Apparel, accessories stores, total | 59 | 53 | 5,559 | 5,451 | 734 | 13,325 | 11,944 | 309 | 219 | 40 |
| Shoe stores | 21 | 17 | (D) | (D) | (D) | (D) | (D) | (D) | (D) | (D) |
| Men's, boys' clothing and furnishings stores | 12 | 12 | 1,161 | 1,161 | 125 | 2,088 | 1,745 | 50 | 29 | 15 |
| Family clothing stores | 7 | 7 | 1,187 | 1,187 | 168 | 3,040 | 2,755 | 69 | 52 | 7 |
| Women's clothing, specialty stores | 15 | 15 | 1,341 | 1,341 | 194 | 3,801 | 3,572 | 94 | 80 | 7 |
| Ready-to-wear stores | 8 | 8 | (D) | (D) | (D) | (D) | (D) | (D) | (D) | (D) |
| Other clothing, specialty stores | 7 | 7 | (D) | (D) | (D) | (D) | (D) | (D) | (D) | (D) |
| Other apparel stores | 4 | 2 | (D) | (D) | (D) | (D) | (D) | (D) | (D) | (D) |
| Furniture, home furnishings, appliance dealers, total | 45 | 43 | 5,000 | (D) | 917 | 17,218 | 16,776 | 240 | 219 | 55 |
| Furniture, home furnishings stores, antique stores | 18 | 18 | 2,650 | 2,650 | 574 | 11,023 | 10,705 | 143 | 130 | 21 |
| Household appliance, radio, TV stores | 27 | 25 | 2,350 | (D) | 343 | 6,195 | 6,071 | 97 | 89 | 34 |
| Automotive group | 58 | 50 | 16,999 | 16,829 | 1,587 | 28,031 | 27,434 | 366 | 339 | 49 |
| Gasoline service stations | 86 | 72 | 5,780 | 5,446 | 391 | 8,511 | 7,406 | 171 | 125 | 96 |
| Lumber, bldg. mats., hardware, farm equip. dealers, total | 54 | 46 | 7,870 | 7,594 | 958 | 18,493 | 17,570 | 260 | 229 | 56 |
| Farm equipment dealers | 4 | 2 | 391 | (D) | (D) | (D) | (D) | (D) | (D) | (D) |
| Lumber, building materials, supplies, equipment dealers | 30 | 30 | 5,677 | (D) | (D) | (D) | (D) | (D) | (D) | (D) |
| Hardware stores | 20 | 14 | 1,802 | 1,640 | 214 | 4,039 | 3,837 | 68 | 59 | 25 |
| Drug stores, proprietary stores, total | 27 | 23 | 3,424 | 3,352 | 340 | 6,848 | 5,567 | 168 | 102 | 27 |
| Drug stores | (NA) | 21 | (NA) | (D) | (D) | (D) | (D) | (D) | (D) | (NA) |
| Proprietary stores | (NA) | 2 | (NA) | (D) | (D) | (D) | (D) | (D) | (D) | (NA) |
| Other retail stores, total | 91 | 61 | 5,058 | 4,520 | 615 | 11,521 | 10,294 | 217 | 160 | 99 |
| Liquor stores | 4 | 2 | 229 | (D) | (D) | (D) | (D) | (D) | (D) | (D) |
| Fuel, ice dealers | 17 | 15 | 1,170 | (D) | 92 | 2,158 | 1,912 | 41 | 30 | 13 |
| Feed, farm, garden supply stores | 2 | 2 | (D) | (D) | (D) | (D) | (D) | (D) | (D) | (D) |
| Jewelry stores | 7 | 7 | (D) | (D) | (D) | (D) | (D) | (D) | (D) | (D) |
| Book, stationery stores | 3 | 1 | 118 | (D) | (D) | (D) | (D) | (D) | (D) | (D) |
| Other retail stores (except second-hand) | 39 | 29 | 1,961 | 1,805 | 286 | 4,739 | 4,303 | 99 | 71 | 45 |
| Second-hand stores | 5 | 5 | (D) | (D) | (D) | (D) | (D) | (D) | (D) | (D) |
| Nonstore retailers | 22 | 6 | 502 | 364 | 72 | 1,501 | 1,471 | 20 | 19 | 29 |
| PONTIAC | | | | | | | | | | |
| Retail trade, total | 885 | 645 | 135,048 | 129,876 | 15,788 | 312,561 | 284,560 | 5,713 | 4,329 | 928 |
| Food stores, total | 148 | 96 | 31,491 | 29,597 | 1,921 | 36,586 | 31,616 | 792 | 508 | 166 |
| Grocery stores | 130 | 82 | 29,216 | 27,380 | 1,660 | 31,336 | 27,287 | 663 | 423 | 154 |
| Meat markets, fish (seafood) markets | 5 | 3 | 1,436 | (D) | 112 | 2,083 | 1,595 | 44 | 21 | 4 |
| Fruit stores, vegetable markets | ... | ... | (D) | (D) | (D) | (D) | (D) | (D) | (D) | (D) |
| Candy, nut, confectionery stores | ... | ... | (D) | (D) | (D) | (D) | (D) | (D) | (D) | (D) |
| Other food stores | ... | ... | (D) | (D) | (D) | (D) | (D) | (D) | (D) | (D) |

Standard Notes: (D) Withheld to avoid disclosure. (NA) Not available. n.e.c. Not elsewhere classified. XXX Not applicable. (Z) Less than \$500. ... Represents zero.
¹ Group totals may include data for establishments without payroll which could not be classified by detailed kind of business.

Table 105. RETAIL TRADE: 1954 — CITIES WITH 500 ESTABLISHMENTS OR MORE—Continued

Establishments, Sales, Payroll, and Personnel, by Kind of Business

| City and kind of business | Establishments | | Sales | | Payroll, entire year (\$1,000) | Payroll, workweek ended nearest Nov. 15 | | Paid employees, workweek ended nearest Nov. 15 | | Proprietors (unincorporated businesses only) ¹ (Number) |
|---|--------------------|--------------|--|-----------------------------|-----------------------------------|---|---------------|--|---------------|---|
| | Total ¹ | With payroll | Total, all establishments ¹ | Establishments with payroll | | Total | Full workweek | Total | Full workweek | |
| | (Number) | (Number) | (\$1,000) | (\$1,000) | | (Dollars) | (Dollars) | (Number) | (Number) | |
| PONTIAC—Con. | | | | | | | | | | |
| Eating, drinking places, total | 164 | 144 | 10,215 | 9,895 | 2,437 | 50,592 | 47,416 | 1,101 | 966 | 196 |
| Eating places | 110 | 94 | 7,167 | 6,947 | 1,893 | 40,044 | 37,772 | 866 | 772 | 135 |
| Drinking places | 54 | 50 | 3,048 | 2,948 | 544 | 10,548 | 9,644 | 235 | 194 | 61 |
| General merchandise group, total | 22 | 20 | 19,997 | (D) | 2,797 | 56,933 | 47,316 | 1,256 | 748 | 19 |
| General merchandise group (except variety) | 11 | 11 | (D) | (D) | (D) | (D) | (D) | (D) | (D) | (D) |
| Variety stores | 11 | 9 | (D) | (D) | (D) | (D) | (D) | (D) | (D) | (D) |
| Apparel, accessories stores, total | 81 | 81 | 10,407 | 10,379 | 1,605 | 29,586 | 26,430 | 589 | 426 | 40 |
| Shoe stores | 25 | 25 | 2,302 | 2,274 | 291 | 5,245 | 4,631 | 108 | 72 | 10 |
| Men's, boys' clothing and furnishings stores | 14 | 14 | 2,787 | 2,787 | 446 | 8,845 | 8,162 | 122 | 99 | 10 |
| Family clothing stores | 9 | 9 | 1,835 | 1,835 | 325 | 5,033 | 4,494 | 119 | 80 | 8 |
| Women's clothing, specialty stores | 28 | 28 | 3,228 | 3,228 | 518 | 9,904 | 8,615 | 225 | 161 | 8 |
| Ready-to-wear stores | 16 | 16 | 2,795 | 2,795 | 462 | 8,609 | 7,417 | 188 | 131 | 2 |
| Other clothing, specialty stores | 12 | 12 | 433 | 433 | 56 | 1,295 | 1,198 | 37 | 30 | 6 |
| Other apparel stores | 5 | 5 | 255 | 255 | 25 | 559 | 528 | 15 | 14 | 4 |
| Furniture, home furnishings, appliance dealers, total | 48 | 36 | 9,913 | 9,685 | 1,576 | 27,842 | 25,841 | 420 | 352 | 53 |
| Furniture, home furnishings stores, antique stores | 22 | 18 | 5,123 | 5,075 | 989 | 16,538 | 15,411 | 205 | 178 | 20 |
| Household appliance, radio, TV stores | 26 | 18 | 4,790 | 4,610 | 587 | 11,304 | 10,430 | 215 | 174 | 33 |
| Automotive group | 56 | 42 | 24,204 | 23,896 | 2,266 | 48,399 | 47,879 | 540 | 513 | 54 |
| Gasoline service stations | 105 | 67 | 6,980 | 5,978 | 588 | 11,924 | 10,542 | 220 | 155 | 136 |
| Lumber, bldg. mats., hardware, farm equip. dealers, total | 64 | 46 | 7,109 | 6,815 | 993 | 18,832 | 18,193 | 225 | 206 | 62 |
| Farm equipment dealers | 2 | 2 | (D) | (D) | (D) | (D) | (D) | (D) | (D) | (D) |
| Lumber, building materials, supplies, equipment dealers | 42 | 32 | (D) | (D) | (D) | (D) | (D) | (D) | (D) | (D) |
| Hardware stores | 20 | 12 | 768 | 620 | 68 | 1,343 | 1,299 | 22 | 19 | 21 |
| Drug stores, proprietary stores, total | 27 | 27 | 4,333 | 4,333 | 499 | 9,348 | 8,055 | 203 | 141 | 26 |
| Drug stores | 26 | 26 | (D) | (D) | (D) | (D) | (D) | (D) | (D) | (D) |
| Proprietary stores | 1 | 1 | (D) | (D) | (D) | (D) | (D) | (D) | (D) | (D) |
| Other retail stores, total | 120 | 78 | 8,443 | (D) | 917 | 19,076 | 17,857 | 309 | 258 | 127 |
| Liquor stores | 8 | 6 | 801 | (D) | (D) | (D) | (D) | (D) | (D) | (D) |
| Fuel, ice dealers | 15 | 9 | 1,607 | 1,515 | 164 | 2,762 | 2,674 | 39 | 36 | 17 |
| Feed, farm, garden supply stores | 7 | 3 | 864 | (D) | (D) | (D) | (D) | (D) | (D) | (D) |
| Jewelry stores | 20 | 18 | 1,733 | (D) | 223 | 5,587 | 5,239 | 75 | 64 | 18 |
| Book, stationery stores | 5 | 5 | 447 | 447 | 38 | 676 | 660 | 16 | 14 | 4 |
| Other retail stores (except second-hand) | 38 | 32 | 2,618 | 2,570 | 386 | 7,742 | 7,207 | 137 | 112 | 34 |
| Second-hand stores | 11 | 5 | 257 | 207 | 18 | 482 | 412 | 9 | 7 | 12 |
| Nonstore retailers | 50 | 8 | 1,956 | 1,430 | 189 | 3,443 | 3,413 | 58 | 56 | 49 |
| ROYAL OAK | | | | | | | | | | |
| Retail trade, total | 547 | 417 | 90,269 | 86,829 | 9,734 | 182,849 | 166,427 | 3,355 | 2,620 | 546 |
| Food stores, total | 103 | 75 | 22,292 | 21,176 | 1,662 | 30,563 | 26,600 | 632 | 443 | 99 |
| Grocery stores | 66 | 46 | 19,168 | 18,238 | 1,243 | 22,440 | 19,665 | 453 | 310 | 68 |
| Meat markets, fish (seafood) markets | 6 | 4 | 428 | (D) | 30 | 1,059 | 1,026 | 14 | 12 | 11 |
| Fruit stores, vegetable markets | ••• | ••• | ••• | ••• | ••• | ••• | ••• | ••• | ••• | ••• |
| Candy, nut, confectionery stores | 5 | 5 | (D) | (D) | (D) | (D) | (D) | (D) | (D) | (D) |
| Other food stores | 26 | 20 | (D) | 1,743 | (D) | (D) | (D) | (D) | (D) | (D) |
| Eating, drinking places, total | 72 | 68 | 4,465 | 4,415 | 1,025 | 22,715 | 21,494 | 587 | 516 | 86 |
| Eating places | 53 | 51 | 3,331 | (D) | 827 | 18,638 | 17,978 | 485 | 445 | 60 |
| Drinking places | 19 | 17 | 1,134 | (D) | 198 | 4,077 | 3,516 | 102 | 71 | 26 |
| General merchandise group, total | 13 | 11 | 6,564 | (D) | 916 | 17,630 | 13,511 | 468 | 269 | 14 |
| General merchandise group (except variety) | 10 | 8 | (D) | (D) | (D) | (D) | (D) | (D) | (D) | (D) |
| Variety stores | 3 | 3 | (D) | (D) | (D) | (D) | (D) | (D) | (D) | (D) |
| Apparel, accessories stores, total | 46 | 46 | 6,360 | 6,360 | 839 | 15,861 | 13,647 | 339 | 249 | 23 |
| Shoe stores | 9 | 9 | 1,088 | 1,088 | 151 | 2,811 | 2,097 | 51 | 29 | 2 |
| Men's, boys' clothing and furnishings stores | 12 | 12 | 1,576 | (D) | 186 | 3,500 | 3,171 | 57 | 43 | 8 |
| Family clothing stores | 2 | 2 | (D) | (D) | (D) | (D) | (D) | (D) | (D) | (D) |
| Women's clothing, specialty stores | 17 | 17 | 2,589 | 2,589 | 335 | 6,331 | 5,283 | 146 | 97 | 9 |
| Ready-to-wear stores | 10 | 10 | 2,134 | 2,134 | 267 | 5,085 | 4,135 | 119 | 75 | 6 |
| Other clothing, specialty stores | 7 | 7 | 455 | 455 | 68 | 1,246 | 1,148 | 27 | 22 | 3 |
| Other apparel stores | 6 | 6 | (D) | (D) | (D) | (D) | (D) | (D) | (D) | (D) |
| Furniture, home furnishings, appliance dealers, total | 38 | 32 | 5,676 | 5,588 | 735 | 13,471 | 13,201 | 183 | 176 | 29 |
| Furniture, home furnishings stores, antique stores | 19 | 17 | 4,035 | (D) | 511 | 9,714 | 9,504 | 124 | 119 | 11 |
| Household appliance, radio, TV stores | 19 | 15 | 1,641 | (D) | 224 | 3,757 | 3,697 | 59 | 57 | 18 |
| Automotive group | 32 | 24 | 20,849 | 20,383 | 1,873 | 31,963 | 31,881 | 337 | 333 | 30 |
| Gasoline service stations | 67 | 55 | 7,656 | 7,266 | 659 | 13,159 | 11,716 | 214 | 164 | 93 |
| Lumber, bldg. mats., hardware, farm equip. dealers, total | 32 | 26 | 5,955 | 5,875 | 808 | 14,769 | 13,797 | 188 | 156 | 33 |
| Farm equipment dealers | ••• | ••• | ••• | ••• | ••• | ••• | ••• | ••• | ••• | ••• |
| Lumber, building materials, supplies, equipment dealers | 19 | 15 | 4,423 | (D) | 607 | 10,806 | 10,354 | 122 | 112 | 18 |
| Hardware stores | 13 | 11 | 1,532 | (D) | 201 | 3,963 | 3,443 | 66 | 44 | 15 |
| Drug stores, proprietary stores, total | 17 | 17 | 3,521 | 3,521 | 425 | 8,130 | 7,002 | 166 | 114 | 10 |
| Drug stores | 16 | 16 | (D) | (D) | (D) | (D) | (D) | (D) | (D) | (D) |
| Proprietary stores | 1 | 1 | (D) | (D) | (D) | (D) | (D) | (D) | (D) | (D) |
| Other retail stores, total | 72 | 58 | 5,767 | (D) | 770 | 14,188 | 13,228 | 234 | 196 | 76 |
| Liquor stores | 2 | 2 | (D) | (D) | (D) | (D) | (D) | (D) | (D) | (D) |
| Fuel, ice dealers | 5 | 5 | 1,077 | 1,067 | 119 | 1,858 | 1,858 | 25 | 25 | 4 |
| Feed, farm, garden supply stores | 7 | 7 | 1,304 | 1,304 | 172 | 2,993 | 2,841 | 32 | 28 | 5 |
| Jewelry stores | 7 | 5 | 714 | (D) | 137 | 2,956 | 2,771 | 44 | 45 | 3 |

Standard Notes: (D) Withheld to avoid disclosure. (NA) Not available. n.e.c. Not elsewhere classified. XXX Not applicable. (Z) Less than \$500. ... Represents zero.
¹ Group totals may include data for establishments without payroll which could not be classified by detailed kind of business.

Table 105. RETAIL TRADE: 1954 — CITIES WITH 500 ESTABLISHMENTS OR MORE—Continued

Establishments, Sales, Payroll, and Personnel, by Kind of Business

| City and kind of business | Establishments | | Sales | | Payroll, entire year (\$1,000) | Payroll, workweek ended nearest Nov. 15 | | Paid employees, workweek ended nearest Nov. 15 | | Proprietors (unincorporated businesses only) ¹ (Number) |
|--|--------------------------------|--------------------------|---|--|-----------------------------------|---|----------------------------|--|---------------------------|---|
| | Total ¹ (Number) | With payroll (Number) | Total, all establishments ¹ (\$1,000) | Establishments with payroll (\$1,000) | | Total (Dollars) | Full workweek (Dollars) | Total (Number) | Full workweek (Number) | |
| ROYAL OAK—Con. | | | | | | | | | | |
| Other Retail Stores—Con. | | | | | | | | | | |
| Book, stationery stores..... | 1 | 1 | (D) | (D) | (D) | (D) | (D) | (D) | (D) | (D) |
| Other retail stores (except second-hand)..... | 41 | 35 | 2,024 | 1,946 | 279 | 5,566 | 5,035 | 110 | 84 | 43 |
| Second-hand stores..... | 5 | 3 | 95 | (D) | 13 | 262 | 262 | 6 | 6 | 6 |
| Nonstore retailers..... | 51 | 5 | 1,164 | 180 | 22 | 400 | 350 | 7 | 4 | 53 |
| SAGINAW | | | | | | | | | | |
| Retail trade, total..... | 1,110 | 848 | 147,648 | 141,634 | 16,457 | 305,973 | 279,710 | 6,005 | 4,814 | 1,147 |
| Food stores, total..... | 242 | 158 | 28,596 | 25,926 | 1,729 | 34,540 | 28,429 | 753 | 551 | 283 |
| Grocery stores..... | 182 | 122 | 25,027 | 22,831 | 1,357 | 27,703 | 22,444 | 595 | 421 | 230 |
| Meat markets, fish (seafood) markets..... | 10 | 8 | (D) | (D) | (D) | (D) | (D) | (D) | (D) | (D) |
| Fruit stores, vegetable markets..... | 12 | 2 | (D) | (D) | (D) | (D) | (D) | (D) | (D) | (D) |
| Candy, nut, confectionery stores..... | 6 | 6 | (D) | (D) | (D) | (D) | (D) | (D) | (D) | (D) |
| Other food stores..... | 26 | 20 | 1,366 | 1,172 | 182 | 3,463 | 3,020 | 91 | 67 | 26 |
| Eating, drinking places, total..... | 195 | 181 | 8,375 | 8,181 | 1,664 | 33,697 | 31,482 | 936 | 808 | 231 |
| Eating places..... | 105 | 97 | 4,275 | 4,179 | 961 | 19,955 | 18,297 | 611 | 518 | 128 |
| Drinking places..... | 88 | 84 | 4,086 | 4,002 | 703 | 13,742 | 13,185 | 325 | 290 | 101 |
| General merchandise group, total..... | 25 | 21 | 19,438 | 19,402 | 3,103 | 61,352 | 53,272 | 1,391 | 953 | 14 |
| General merchandise group (except variety)..... | 14 | 12 | 16,252 | (D) | 2,607 | 51,673 | 45,889 | 1,047 | 767 | 3 |
| Variety stores..... | 11 | 9 | 3,186 | (D) | 496 | 9,679 | 7,383 | 344 | 186 | 11 |
| Apparel, accessories stores, total..... | 122 | 112 | 13,101 | 12,905 | 1,782 | 32,349 | 29,878 | 697 | 534 | 46 |
| Shoe stores..... | 23 | 21 | 2,575 | (D) | 344 | 6,087 | 5,400 | 126 | 79 | 11 |
| Men's, boys' clothing and furnishings stores..... | (NA) | 23 | (NA) | 2,597 | 328 | 6,138 | 5,784 | 103 | 81 | (NA) |
| Family clothing stores..... | (NA) | 10 | (D) | (D) | (D) | (D) | (D) | (D) | (D) | (NA) |
| Women's clothing, specialty stores..... | 50 | 46 | 4,511 | 4,493 | 568 | 10,817 | 10,141 | 2,17 | 225 | 32 |
| Ready-to-wear stores..... | (NA) | 27 | (NA) | 3,599 | 420 | 8,217 | 7,634 | 220 | 173 | (NA) |
| Other clothing, specialty stores..... | (NA) | 19 | (NA) | 894 | 148 | 2,600 | 2,507 | 57 | 52 | (NA) |
| Other apparel stores..... | 14 | 12 | 764 | (D) | (D) | (D) | (D) | (D) | (D) | (D) |
| Furniture, home furnishings, appliance dealers, total..... | 64 | 58 | 6,850 | 6,734 | 882 | 15,825 | 15,254 | 266 | 241 | 65 |
| Furniture, home furnishings stores, antique stores..... | 31 | 27 | 3,697 | (D) | 484 | 7,884 | 7,590 | 126 | 116 | 31 |
| Household appliance, radio, TV stores..... | 33 | 31 | 3,153 | (D) | 398 | 7,941 | 7,664 | 140 | 125 | 34 |
| Automotive group..... | 53 | 41 | 35,735 | 35,351 | 3,611 | 59,761 | 58,833 | 755 | 720 | 37 |
| Gasoline service stations..... | 96 | 78 | 8,476 | 7,752 | 675 | 13,153 | 11,284 | 283 | 200 | 110 |
| Lumber, bldg. mats., hardware, farm equip. dealers, total..... | 74 | 60 | 11,042 | 10,734 | 1,396 | 25,277 | 24,347 | 372 | 338 | 65 |
| Farm equipment dealers..... | 5 | 3 | 780 | (D) | 67 | 1,207 | 1,195 | 18 | 17 | 5 |
| Lumber, building materials, supplies, equipment dealers..... | 42 | 36 | 8,026 | (D) | 1,065 | 19,792 | 19,059 | 267 | 244 | 27 |
| Hardware stores..... | 27 | 21 | 2,236 | 2,116 | 264 | 4,278 | 4,093 | 87 | 77 | 33 |
| Drug stores, proprietary stores, total..... | 43 | 41 | 5,699 | (D) | 514 | 9,743 | 8,299 | 250 | 174 | 48 |
| Drug stores..... | (NA) | 40 | (NA) | (D) | (D) | (D) | (D) | (D) | (D) | (NA) |
| Proprietary stores..... | (NA) | 1 | (NA) | (D) | (D) | (D) | (D) | (D) | (D) | (NA) |
| Other retail stores, total..... | 140 | 84 | 8,886 | 8,058 | 984 | 17,992 | 16,472 | 346 | 276 | 152 |
| Liquor stores..... | 5 | 5 | (D) | (D) | (D) | (D) | (D) | (D) | (D) | (D) |
| Fuel, ice dealers..... | 14 | 12 | 2,745 | (D) | 287 | 4,684 | 4,224 | 82 | 64 | 12 |
| Feed, farm, garden supply stores..... | 4 | ••• | 42 | ••• | ••• | ••• | ••• | ••• | ••• | 4 |
| Jewelry stores..... | 19 | 13 | 1,046 | 938 | 151 | 2,929 | 2,758 | 55 | 44 | 25 |
| Book, stationery stores..... | 9 | 5 | 674 | 390 | 56 | 1,098 | 1,098 | 20 | 20 | 9 |
| Other retail stores (except second-hand)..... | 50 | 38 | (D) | (D) | (D) | (D) | (D) | (D) | (D) | (D) |
| Second-hand stores..... | 19 | 11 | 962 | 914 | 105 | 2,166 | 2,130 | 32 | 30 | 19 |
| Nonstore retailers..... | 56 | 14 | 1,450 | (D) | 117 | 2,284 | 2,160 | 36 | 31 | 56 |
| WYANDOTTE | | | | | | | | | | |
| Retail trade, total..... | 521 | 359 | 74,402 | 69,972 | 7,627 | 148,771 | 134,815 | 2,815 | 2,153 | 569 |
| Food stores, total..... | 133 | 73 | 19,108 | 16,760 | 1,156 | 23,644 | 20,176 | 487 | 334 | 155 |
| Grocery stores..... | 105 | 53 | 16,511 | 14,367 | 921 | 19,254 | 16,238 | 403 | 271 | 120 |
| Meat markets, fish (seafood) markets..... | 7 | 5 | 1,442 | (D) | 147 | 2,699 | 2,481 | 44 | 35 | 7 |
| Fruit stores, vegetable markets..... | 1 | 1 | (D) | (D) | (D) | (D) | (D) | (D) | (D) | (D) |
| Candy, nut, confectionery stores..... | 8 | 4 | 213 | 159 | 13 | 281 | 174 | 9 | 4 | 7 |
| Other food stores..... | 12 | 10 | (D) | (D) | (D) | (D) | (D) | (D) | (D) | (D) |
| Eating, drinking places, total..... | 87 | 79 | 4,006 | 3,796 | 736 | 14,684 | 13,454 | 352 | 298 | 114 |
| Eating places..... | 47 | 41 | 2,056 | (D) | 413 | 8,446 | 7,649 | 224 | 191 | 62 |
| Drinking places..... | 40 | 38 | 1,950 | (D) | 323 | 6,238 | 5,805 | 128 | 107 | 52 |
| General merchandise group, total..... | 11 | 11 | 11,415 | 11,415 | 1,364 | 28,833 | 24,702 | 673 | 437 | 10 |
| General merchandise group (except variety)..... | 0 | 9 | (D) | (D) | (D) | (D) | (D) | (D) | (D) | (D) |
| Variety stores..... | 2 | 2 | (D) | (D) | (D) | (D) | (D) | (D) | (D) | (D) |
| Apparel, accessories stores, total..... | 47 | 37 | 5,380 | 5,242 | 681 | 10,686 | 9,473 | 258 | 163 | 39 |
| Shoe stores..... | 12 | 10 | 1,507 | (D) | 169 | 2,909 | 2,404 | 58 | 37 | 8 |
| Men's, boys' clothing and furnishings stores..... | 9 | 9 | 1,042 | 1,042 | 189 | 1,900 | 1,878 | 29 | 27 | 4 |
| Family clothing stores..... | 6 | 6 | 799 | 799 | (D) | (D) | (D) | (D) | (D) | (D) |
| Women's clothing, specialty stores..... | 17 | 11 | 1,892 | 1,892 | 232 | 4,386 | 3,839 | 109 | 74 | 19 |
| Ready-to-wear stores..... | (NA) | 7 | (NA) | 1,766 | 218 | 4,147 | 3,644 | 101 | 69 | (NA) |
| Other clothing, specialty stores..... | (NA) | 4 | (NA) | 126 | 14 | 139 | 195 | 9 | 5 | (NA) |
| Other apparel stores..... | 3 | 1 | 44 | (D) | (D) | (D) | (D) | (D) | (D) | (D) |
| Furniture, home furnishings, appliance dealers, total..... | 38 | 22 | 3,505 | 3,303 | 476 | 9,573 | 9,256 | 113 | 102 | 44 |
| Furniture, home furnishings stores, antique stores..... | 24 | 18 | 2,711 | 2,651 | 409 | 8,357 | 8,069 | 93 | 84 | 23 |
| Household appliance, radio, TV stores..... | 12 | 4 | 752 | 652 | 67 | 1,216 | 1,189 | 20 | 18 | 19 |
| Automotive group..... | 34 | 28 | 16,111 | 16,037 | 1,433 | 26,849 | 26,519 | 330 | 320 | 24 |

Standard Notes: (D) Withheld to avoid disclosure. (NA) Not available. n.e.c. Not elsewhere classified. XXX Not applicable. (Z) Less than \$500. ... Represents zero.
¹ Group totals may include data for establishments without payroll which could not be classified by detailed kind of business.

Table 105. RETAIL TRADE: 1954 — CITIES WITH 500 ESTABLISHMENTS OR MORE—Continued

Establishments, Sales, Payroll, and Personnel, by Kind of Business

| City and kind of business | Establishments | | Sales | | Payroll, entire year (\$1,000) | Payroll, workweek ended nearest Nov. 15 | | Paid employees, workweek ended nearest Nov. 15 | | Proprietors (unincorporated businesses only) ¹ (Number) |
|---|--------------------------------|--------------------------|---|--|-----------------------------------|---|----------------------------|--|---------------------------|---|
| | Total ¹ (Number) | With payroll (Number) | Total, all establishments ¹ (\$1,000) | Establishments with payroll (\$1,000) | | Total (Dollars) | Full workweek (Dollars) | Total (Number) | Full workweek (Number) | |
| WYANDOTTE—Con. | | | | | | | | | | |
| Gasoline service stations | 60 | 40 | 4,239 | 3,573 | 349 | 6,920 | 5,935 | 132 | 104 | 73 |
| Lumber, bldg. mats., hardware, farm equip. dealers, total .. | 22 | 18 | 3,737 | 3,597 | 566 | 12,392 | 11,858 | 169 | 148 | 17 |
| Farm equipment dealers | 1 | 1 | (D) | (D) | (D) | (D) | (D) | (D) | (D) | (D) |
| Lumber, building materials, supplies, equipment dealers | 11 | 7 | (D) | (D) | (D) | (D) | (D) | (D) | (D) | (D) |
| Hardware stores | 10 | 10 | 1,476 | 1,476 | 257 | 5,470 | 5,049 | 94 | 77 | 9 |
| Drug stores, proprietary stores, total | 21 | 18 | 3,445 | (D) | 446 | 7,774 | 7,029 | 189 | 147 | 14 |
| Drug stores | (NA) | 14 | (NA) | (D) | (D) | (D) | (D) | (D) | (D) | (NA) |
| Proprietary stores | (NA) | 4 | (NA) | (D) | (D) | (D) | (D) | (D) | (D) | (NA) |
| Other retail stores, total | 47 | 31 | 2,560 | 2,358 | (D) | (D) | (D) | (D) | (D) | (D) |
| Liquor stores | 4 | 2 | 313 | (D) | (D) | (D) | (D) | (D) | (D) | (D) |
| Fuel, ice dealers | 7 | 5 | 403 | (D) | 27 | 523 | 414 | 11 | 7 | 7 |
| Feed, farm, garden supply stores | 4 | 2 | 267 | (D) | (D) | (D) | (D) | (D) | (D) | (D) |
| Jewelry stores | 7 | 5 | 460 | (D) | 96 | 1,588 | 1,431 | 22 | 17 | 7 |
| Book, stationery stores | 1 | 1 | (D) | (D) | (D) | (D) | (D) | (D) | (D) | (D) |
| Other retail stores (except second-hand) | 18 | 14 | 781 | 767 | 86 | 2,094 | 1,768 | 43 | 32 | 23 |
| Second-hand stores | 2 | 2 | (D) | (D) | (D) | (D) | (D) | (D) | (D) | (D) |
| Nonstore retailers | 22 | 2 | 896 | (D) | (D) | (D) | (D) | (D) | (D) | (D) |

Standard Notes: (D) Withheld to avoid disclosure. (NA) Not available. n.e.c. Not elsewhere classified. XXX Not applicable. (Z) Less than \$500. ... Represents zero.
¹ Group totals may include data for establishments without payroll which could not be classified by detailed kind of business.

RETAIL TRADE—AREA STATISTICS

LIST OF CORRECTIONS

["Leaders" (.....) indicate no change]

| Table | Page | Item | Establishments | | Sales | | Payroll, entire year (\$1,000) | Payroll, workweek ended nearest Nov. 15 | | Paid employees, workweek ended nearest Nov. 15 | | Proprie- tors (un- incorpor- ated busi- nesses only) (Number) |
|-------|-------|--------------------------|-------------------|-----------------------------|---|---|---|--|-------------------------------|--|------------------------------|--|
| | | | Total (Number) | With payroll (Number) | Total, all establi- sh- ments (\$1,000) | Establi- sh- ments with payroll (\$1,000) | | Total (Dollars) | Full workweek (Dollars) | Total (Number) | Full workweek (Number) | |
| | | Wayne County | | | | | | | | | | |
| 102 | 22-12 | Detroit..... | | | | 2,442,932 | | | | | | |
| | | Remainder of county..... | | | | 80,585 | | | | | | |

2025 RELEASE UNDER E.O. 14176



MINNESOTA

MINNESOTA (87 COUNTIES)



LEGEND

- PLACES OF 25,000 TO 100,000
- ★ PLACES OF 100,000 AND OVER
- ▨ STANDARD METROPOLITAN AREAS

STANDARD METROPOLITAN AREAS

- CODE
- 1 DULUTH, MINN.-SUPERIOR, WIS.
 - 2 MINNEAPOLIS-ST. PAUL

CONTENTS

| <u>Table</u> | <u>Page</u> |
|--|-------------|
| 101. Retail Trade: 1954 - The State..... | 23-4 |
| 101A. Retail Trade: 1954 and 1948 - The State..... | 23-5 |
| 102. Retail Trade: 1954 - Counties; Cities of 2,500 Inhabitants or More..... | 23-6 |
| 102A. Retail Trade: 1948 - Counties; Cities of 2,500 Inhabitants or More..... | 23-14 |
| 103. Retail Trade: 1954 - Standard Metropolitan Areas..... | 23-15 |
| 103A. Retail Trade: 1948 - Standard Metropolitan Areas..... | 23-17 |
| 104. Retail Trade: 1954 - Counties With 500 Establishments or More.... | 23-18 |
| 105. Retail Trade: 1954 - Cities With 500 Establishments or More..... | 23-24 |

RETAIL TRADE—AREA STATISTICS

Table 101. RETAIL TRADE: 1954—THE STATE

Establishments, Sales, Payroll, and Personnel, by Kind of Business

| Kind of business | Establishments | | Sales | | Payroll, entire year (\$1,000) | Payroll, workweek ended nearest Nov. 15 | | Paid employees, workweek ended nearest Nov. 15 | | Proprietors (un- incorporated businesses only) ¹ (Number) |
|---|--------------------------------|-----------------------------|---|--|-----------------------------------|--|-------------------------------|--|------------------------------|--|
| | Total ¹ (Number) | With payroll (Number) | Total, all establish- ments ¹ (\$1,000) | Establish- ments with payroll (\$1,000) | | Total (Dollars) | Full workweek (Dollars) | Total (Number) | Full workweek (Number) | |
| Retail trade, total | 35,380 | 24,476 | 3,449,684 | 3,223,542 | 366,398 | 7,117,177 | 6,443,279 | 145,954 | 112,382 | 36,184 |
| Food Stores | | | | | | | | | | |
| Total | 6,539 | 4,203 | 691,756 | 625,830 | 44,230 | 857,342 | 727,204 | 20,168 | 13,004 | 7,126 |
| Grocery stores..... | 4,901 | 3,073 | 596,077 | 541,501 | 34,432 | 660,484 | 555,952 | 15,517 | 9,668 | 5,386 |
| Meat markets..... | 467 | 327 | 45,262 | 41,408 | 3,697 | 71,305 | 63,394 | 1,201 | 886 | 521 |
| Fish (seafood) markets..... | 9 | 3 | 251 | 207 | 13 | 271 | 252 | 6 | 5 | 9 |
| Fruit stores, vegetable markets..... | 107 | 39 | 4,727 | 2,981 | 235 | 5,114 | 4,713 | 121 | 102 | 124 |
| Candy, nut, confectionery stores..... | 203 | 109 | 5,997 | 4,491 | 570 | 10,116 | 9,030 | 324 | 249 | 186 |
| Bakery products stores..... | 571 | 495 | 21,482 | 20,294 | 4,364 | 91,262 | 76,711 | 2,596 | 1,730 | 581 |
| Bakeries, with baking on premises..... | (NA) | 401 | (NA) | 16,797 | 3,916 | 82,400 | 70,445 | 2,295 | 1,591 | (NA) |
| Bakeries, without baking on premises..... | (NA) | 94 | (NA) | 3,497 | 448 | 8,862 | 6,266 | 301 | 139 | (NA) |
| Delicatessen stores..... | 18 | 18 | 1,638 | 1,600 | 110 | 2,527 | 2,092 | 66 | 44 | 23 |
| Food stores, n.e.c..... | 243 | 139 | 15,994 | 13,348 | 809 | 16,263 | 15,060 | 397 | 320 | 272 |
| Eating, Drinking Places | | | | | | | | | | |
| Total | 6,781 | 5,091 | 250,202 | 226,396 | 46,784 | 968,047 | 844,245 | 26,956 | 19,861 | 8,025 |
| Eating places (except refreshment stands)..... | 3,594 | 2,856 | 134,826 | 125,244 | 29,126 | 608,808 | 529,184 | 18,317 | 13,644 | 4,383 |
| Restaurants, cafeterias..... | (NA) | 2,814 | (NA) | 122,644 | 28,280 | 591,046 | 514,112 | 17,878 | 13,343 | (NA) |
| Caterers..... | (NA) | 19 | (NA) | 837 | 228 | 5,806 | 3,531 | 214 | 101 | (NA) |
| In-plant food contractors..... | (NA) | 23 | (NA) | 1,763 | 618 | 11,956 | 11,541 | 225 | 200 | (NA) |
| Refreshment stands..... | 595 | 493 | 11,993 | 10,267 | 1,465 | 30,168 | 23,157 | 1,338 | 767 | 649 |
| Drinking places..... | 2,582 | 1,742 | 103,711 | 90,885 | 16,193 | 329,071 | 291,904 | 7,301 | 5,450 | 2,921 |
| General Merchandise Group | | | | | | | | | | |
| Total | 1,575 | 1,161 | 364,573 | 353,903 | 56,163 | 1,065,842 | 912,899 | 25,050 | 17,300 | 1,487 |
| Department stores..... | 51 | 51 | 212,750 | 212,750 | 39,218 | 743,979 | 634,857 | 15,903 | 10,813 | 1 |
| Dry goods, general merchandise stores..... | 574 | 440 | 73,539 | 69,725 | 7,806 | 144,824 | 129,301 | 3,571 | 2,571 | 528 |
| General stores..... | 456 | 270 | 31,834 | 26,754 | 1,829 | 33,816 | 30,635 | 924 | 723 | 517 |
| Variety stores..... | 490 | 400 | 46,372 | 44,674 | 7,310 | 143,223 | 118,106 | 4,652 | 3,193 | 437 |
| Apparel, Accessories Stores | | | | | | | | | | |
| Total | 1,983 | 1,633 | 189,836 | 183,616 | 25,922 | 492,121 | 440,098 | 10,591 | 8,134 | 1,780 |
| Shoe stores..... | 401 | 315 | 25,661 | 24,041 | 3,155 | 57,272 | 52,170 | 1,117 | 822 | 320 |
| Men's shoe stores..... | (NA) | 38 | (NA) | 1,845 | 258 | 5,723 | 5,430 | 100 | 83 | (NA) |
| Women's shoe stores..... | (NA) | 54 | (NA) | 6,897 | 946 | 16,230 | 15,191 | 292 | 220 | (NA) |
| Children's, juveniles' shoe stores..... | (NA) | 7 | (NA) | 321 | 37 | 723 | 710 | 15 | 14 | (NA) |
| Family shoe stores..... | (NA) | 216 | (NA) | 14,978 | 1,914 | 34,596 | 30,839 | 710 | 505 | (NA) |
| Men's, boys' clothing and furnishings stores..... | (NA) | 389 | (NA) | 42,991 | 5,833 | 105,062 | 97,340 | 1,945 | 1,546 | (NA) |
| Men's, boys' clothing stores..... | (NA) | 292 | (NA) | 34,294 | 4,858 | 86,758 | 81,297 | 1,588 | 1,279 | (NA) |
| Men's, boys' furnishings stores..... | (NA) | 97 | (NA) | 8,697 | 975 | 18,304 | 16,043 | 357 | 267 | (NA) |
| Family clothing stores..... | (NA) | 199 | (NA) | 33,319 | 4,911 | 88,089 | 78,969 | 2,125 | 1,626 | (NA) |
| Women's clothing, specialty stores..... | 666 | 556 | 73,531 | 71,785 | 9,849 | 196,507 | 171,435 | 4,532 | 3,471 | 589 |
| Ready-to-wear stores..... | (NA) | 426 | (NA) | 53,397 | 7,995 | 156,630 | 135,312 | 3,588 | 2,742 | (NA) |
| Millinery stores..... | (NA) | 81 | (NA) | 3,654 | 692 | 13,699 | 11,844 | 362 | 266 | (NA) |
| Clothing, specialty stores, n.e.c..... | (NA) | 49 | (NA) | 14,734 | 1,162 | 26,178 | 24,279 | 582 | 463 | (NA) |
| Children's, infants' wear stores..... | 80 | 68 | 3,628 | 3,500 | 401 | 8,081 | 6,120 | 226 | 128 | 78 |
| Apparel stores, n.e.c..... | 140 | 106 | 8,408 | 7,980 | 1,773 | 37,110 | 34,064 | 646 | 541 | 130 |
| Furniture, Home Furnishings, Appliance Dealers | | | | | | | | | | |
| Total | 1,632 | 1,176 | 144,703 | 134,255 | 20,421 | 395,793 | 377,203 | 6,008 | 5,350 | 1,578 |
| Furniture, home furnishings stores..... | 831 | 655 | 92,337 | 87,697 | 13,624 | 262,771 | 251,279 | 3,901 | 3,521 | 798 |
| Furniture stores..... | (NA) | 461 | (NA) | 71,144 | 10,139 | 191,341 | 182,966 | 2,838 | 2,561 | (NA) |
| Floor covering stores..... | (NA) | 84 | (NA) | 9,243 | 1,892 | 40,365 | 38,818 | 498 | 458 | (NA) |
| Home furnishings stores, n.e.c., antique stores..... | (NA) | 110 | (NA) | 7,310 | 1,593 | 31,065 | 29,495 | 565 | 502 | (NA) |
| Household appliance, radio, TV stores..... | 799 | 521 | 52,324 | 46,556 | 6,797 | 133,022 | 125,924 | 2,107 | 1,829 | 778 |
| Household appliance stores..... | (NA) | 239 | (NA) | 19,985 | 3,190 | 59,813 | 56,890 | 1,019 | 890 | (NA) |
| Appliance, radio, TV stores..... | (NA) | 175 | (NA) | 19,570 | 2,651 | 54,422 | 51,669 | 773 | 679 | (NA) |
| Radio, TV stores..... | (NA) | 107 | (NA) | 7,003 | 956 | 18,787 | 17,365 | 315 | 260 | (NA) |
| Automotive Group | | | | | | | | | | |
| Total | 1,819 | 1,517 | 579,582 | 568,300 | 55,644 | 1,043,123 | 1,026,348 | 14,467 | 13,948 | 1,724 |
| Passenger car dealers (franchised)..... | 1,208 | 1,148 | 513,946 | 509,018 | 49,328 | 927,261 | 914,439 | 12,751 | 12,406 | 1,111 |
| Passenger car dealers (nonfranchised)..... | 240 | 134 | 29,169 | 25,909 | 1,856 | 35,541 | 34,517 | 494 | 466 | 259 |
| Tire, battery, accessory dealers..... | 255 | 175 | 25,296 | 23,832 | 3,452 | 62,567 | 60,073 | 982 | 852 | 235 |
| Motorcycle, aircraft, boat dealers..... | 74 | 34 | 4,850 | 4,078 | 690 | 11,740 | 11,512 | 158 | 150 | 80 |
| Household trailer dealers..... | 40 | 26 | 6,305 | 5,463 | 318 | 6,014 | 5,807 | 82 | 74 | 37 |
| Automotive dealers, n.e.c..... | ••• | ••• | ••• | ••• | ••• | ••• | ••• | ••• | ••• | ••• |
| Gasoline Service Stations | | | | | | | | | | |
| Total | 4,230 | 2,632 | 220,560 | 184,696 | 15,559 | 326,743 | 285,845 | 6,804 | 4,868 | 4,487 |
| Lumber, Bldg. Matis., Hardware, Farm Equipment Dealers | | | | | | | | | | |
| Total | 3,944 | 3,220 | 436,622 | 419,888 | 44,213 | 858,126 | 818,674 | 13,761 | 12,264 | 3,688 |
| Farm equipment dealers..... | 1,069 | 943 | 144,366 | 140,786 | 10,647 | 202,924 | 195,132 | 3,468 | 3,219 | 1,259 |
| Lumber, building materials dealers..... | 1,002 | 912 | 165,793 | 164,703 | 17,728 | 348,243 | 333,075 | 5,104 | 4,583 | 401 |
| Paint, glass, wallpaper stores..... | 151 | 105 | 9,635 | 8,623 | 1,349 | 25,844 | 24,925 | 383 | 341 | 148 |
| Plumbing, electrical supply stores..... | 215 | 147 | 16,471 | 15,457 | 3,898 | 74,010 | 72,128 | 880 | 833 | 225 |
| Hardware stores..... | 1,503 | 1,113 | 100,223 | 90,319 | 10,591 | 207,105 | 193,414 | 3,926 | 3,283 | 1,649 |
| Drug Stores, Proprietary Stores | | | | | | | | | | |
| Total | 960 | 884 | 99,126 | 97,002 | 12,515 | 240,439 | 205,615 | 6,001 | 4,162 | 953 |
| Drug stores..... | (NA) | 855 | (NA) | 95,691 | 12,406 | 238,850 | 204,269 | 5,949 | 4,121 | (NA) |
| Proprietary stores..... | (NA) | 29 | (NA) | 1,311 | 109 | 1,589 | 1,346 | 52 | 41 | (NA) |
| Other Retail Stores | | | | | | | | | | |
| Total | 4,347 | 2,737 | 343,408 | 315,322 | 29,225 | 570,324 | 530,131 | 10,351 | 8,654 | 3,736 |
| Liquor stores..... | 772 | 598 | 75,466 | 69,146 | 5,578 | 101,564 | 90,283 | 1,980 | 1,479 | 475 |
| Fuel, ice dealers..... | 392 | 296 | 46,259 | 44,359 | 4,846 | 98,748 | 94,901 | 1,536 | 1,409 | 305 |
| Fuel dealers (coal, wood)..... | (NA) | 101 | (NA) | 18,534 | 1,905 | 39,429 | 37,780 | 610 | 552 | (NA) |
| Liquefied petroleum gas dealers..... | (NA) | 120 | (NA) | 14,078 | 1,895 | 37,257 | 36,143 | 580 | 559 | (NA) |
| Fuel oil dealers..... | (NA) | 63 | (NA) | 11,505 | 1,006 | 21,599 | 20,533 | 336 | 290 | (NA) |
| Ice dealers..... | (NA) | 12 | (NA) | 242 | 40 | 463 | 445 | 10 | 8 | (NA) |
| Hay, grain, feed stores..... | 567 | 471 | 118,597 | 115,919 | 5,625 | 114,161 | 107,140 | 2,003 | 1,835 | 327 |
| Farm, garden supply stores..... | 158 | 116 | 14,696 | 13,750 | 1,266 | 24,008 | 23,274 | 411 | 370 | 107 |

Standard Notes: (D) Withheld to avoid disclosure. (NA) Not available. n.e.c. Not elsewhere classified. XXX Not applicable. (Z) Less than \$500. ... Represents zero.

¹ Group totals may include data for establishments without payroll which could not be classified by detailed kind of business.

Table 101. RETAIL TRADE: 1954 — THE STATE — Continued
Establishments, Sales, Payroll, and Personnel, by Kind of Business

| Kind of business | Establishments | | Sales | | Payroll, entire year (\$1,000) | Payroll, workweek ended nearest Nov. 15 | | Paid employees, workweek ended nearest Nov. 15 | | Proprietors (unincorporated businesses only) ¹ (Number) |
|--|--------------------|--------------|--|-----------------------------|-----------------------------------|---|---------------|--|---------------|---|
| | Total ¹ | With payroll | Total, all establishments ¹ | Establishments with payroll | | Total | Full workweek | Total | Full workweek | |
| | (Number) | (Number) | (\$1,000) | (\$1,000) | | (Dollars) | (Dollars) | (Number) | (Number) | |
| Other Retail Stores—Con. | | | | | | | | | | |
| Jewelry stores..... | 556 | 336 | 20,504 | 17,596 | 2,666 | 50,219 | 47,325 | 888 | 740 | 579 |
| Book stores..... | 32 | 24 | 1,794 | 1,704 | 215 | 4,335 | 3,814 | 95 | 64 | 22 |
| Stationery stores..... | 57 | 43 | 4,829 | 4,589 | 1,122 | 20,539 | 19,477 | 314 | 262 | 45 |
| Sporting goods stores..... | 173 | 91 | 7,978 | 6,712 | 787 | 14,725 | 13,389 | 294 | 216 | 185 |
| Bicycle stores..... | 15 | 11 | 363 | 325 | 46 | 843 | 653 | 15 | 11 | 15 |
| Florists..... | 205 | 139 | 7,781 | 6,843 | 1,010 | 27,687 | 25,763 | 547 | 438 | 238 |
| Cigar stores, stands..... | 75 | 39 | 2,562 | 1,966 | 202 | 4,116 | 3,471 | 119 | 81 | 70 |
| News dealers, newsstands..... | 62 | 22 | 1,743 | 1,209 | 87 | 2,066 | 1,743 | 73 | 43 | 69 |
| Gift, novelty, souvenir stores..... | 194 | 102 | 3,586 | 2,620 | 238 | 5,150 | 4,396 | 162 | 114 | 222 |
| Music stores..... | 126 | 80 | 8,316 | 7,452 | 1,222 | 24,510 | 21,560 | 454 | 337 | 117 |
| Camera, photographic supply stores..... | 37 | 27 | 3,191 | 2,923 | 424 | 8,472 | 7,181 | 160 | 116 | 39 |
| Luggage, leather goods stores..... | 27 | 23 | 1,690 | 1,632 | 262 | 5,408 | 5,052 | 90 | 73 | 29 |
| Optical goods stores..... | 74 | 32 | 2,779 | 2,199 | 606 | 12,007 | 11,750 | 164 | 155 | 57 |
| Office, store machine and equipment dealers..... | 41 | 27 | 1,706 | 1,620 | 298 | 5,778 | 5,723 | 86 | 83 | 43 |
| Retail stores (except second-hand) n.e.c..... | 139 | 139 | 6,731 | 6,731 | 1,008 | 19,382 | 17,863 | 356 | 294 | 117 |
| Second-hand stores..... | 205 | 121 | 7,537 | 6,655 | 1,317 | 26,606 | 25,373 | 604 | 534 | 187 |
| Nonstore Retailers | | | | | | | | | | |
| Total..... | 1,570 | 222 | 129,316 | 114,334 | 15,722 | 299,277 | 275,017 | 5,797 | 4,837 | 1,600 |
| Mail order houses..... | 32 | 28 | (D) | (D) | (D) | (D) | (D) | (D) | (D) | (D) |
| Direct selling (house-to-house) organizations..... | 1,438 | 156 | 39,065 | 25,279 | 4,258 | 78,518 | 76,753 | 1,225 | 1,210 | 1,474 |
| Merchandise vending machine operators..... | 100 | 38 | (D) | (D) | (D) | (D) | (D) | (D) | (D) | (D) |

Standard Notes: (D) Withheld to avoid disclosure. (NA) Not available. n.e.c. Not elsewhere classified. XXXX Not applicable. (Z) Less than \$500. ... Represents zero.
¹ Group totals may include data for establishments without payroll which could not be classified by detailed kind of business.

Table 101A. RETAIL TRADE: 1954 AND 1948¹ — THE STATE
Establishments and Sales by Kind of Business

| Kind of business | 1954 | | | | 1948 ¹ | | | |
|---|--------------------------------|--------------------------|---|--|-------------------|--------------------------|--|--|
| | Establishments | | Sales | | Establishments | | Sales | |
| | Total ² (Number) | With payroll (Number) | Total, all establishments ² (\$1,000) | Establishments with payroll (\$1,000) | Total (Number) | With payroll (Number) | Total, all establishments (\$1,000) | Establishments with payroll (\$1,000) |
| Retail trade, total..... | 35,380 | 24,476 | 3,449,684 | 3,223,542 | 34,088 | 25,147 | 2,866,535 | 2,688,441 |
| Food stores, total..... | 6,539 | 4,203 | 691,756 | 625,830 | 7,828 | 4,933 | 550,283 | 476,203 |
| Grocery stores..... | 4,901 | 3,073 | 596,077 | 541,501 | 6,245 | 3,728 | 470,800 | 404,569 |
| Other food stores..... | 1,618 | 1,130 | 95,351 | 84,329 | 1,583 | 1,205 | 79,483 | 71,634 |
| Eating, drinking places, total..... | 6,781 | 5,091 | 250,202 | 226,396 | 7,017 | 5,350 | 229,182 | 216,363 |
| Eating places..... | 4,189 | 3,349 | 146,219 | 135,511 | 3,707 | 3,137 | 118,732 | 117,532 |
| Drinking places..... | 2,582 | 1,742 | 103,713 | 90,885 | 3,310 | 2,213 | 110,450 | 98,831 |
| General merchandise group..... | 1,575 | 1,161 | 364,573 | 353,903 | 1,383 | 1,116 | 345,908 | 339,847 |
| Apparel, accessories stores, total..... | 1,983 | 1,633 | 189,836 | 183,616 | 1,809 | 1,430 | 167,988 | 161,530 |
| Shoe stores..... | 401 | 315 | 25,661 | 24,041 | 324 | 236 | 20,700 | 19,148 |
| Other apparel stores..... | 1,536 | 1,318 | 163,363 | 159,575 | 1,485 | 1,194 | 147,288 | 142,382 |
| Furniture, home furnishings, appliance dealers..... | 1,632 | 1,176 | 144,703 | 134,255 | 1,357 | 1,043 | 114,808 | 108,664 |
| Automotive group..... | 1,819 | 1,517 | 579,582 | 568,300 | 1,985 | 1,777 | 457,458 | 446,002 |
| Gasoline service stations..... | 4,230 | 2,632 | 220,560 | 184,696 | 4,411 | 2,828 | 172,804 | 144,585 |
| Lumber, bldg. mats., hardware, farm equip. dealers, total..... | 3,944 | 3,220 | 436,622 | 419,888 | 3,930 | 3,387 | 400,669 | 387,172 |
| Farm equipment dealers..... | 1,069 | 943 | 144,366 | 140,786 | 1,043 | 956 | 124,841 | 121,810 |
| Lumber, bldg. mats., supplies, equipment, hardware dealers..... | 2,871 | 2,277 | 292,122 | 279,102 | 2,887 | 2,431 | 275,828 | 265,362 |
| Drug stores, proprietary stores, total..... | 960 | 884 | 99,126 | 97,002 | 1,000 | 910 | 78,239 | 76,166 |
| Drug stores..... | (NA) | 855 | (NA) | 95,691 | 914 | 849 | 74,846 | 73,223 |
| Proprietary stores..... | (NA) | 29 | (NA) | 1,311 | 86 | 61 | 3,393 | 2,943 |
| Other retail stores, total..... | 4,347 | 2,737 | 343,408 | 315,322 | 3,288 | 2,310 | 233,985 | 216,835 |
| Liquor stores..... | 772 | 598 | 75,466 | 69,146 | 637 | 485 | 53,624 | 48,545 |
| Fuel, ice dealers..... | 392 | 296 | 46,259 | 44,359 | 325 | 283 | 44,233 | 43,536 |
| Feed, farm, garden supply stores..... | 725 | 587 | 133,093 | 129,041 | 480 | 372 | 61,161 | 57,858 |
| Jewelry stores..... | 556 | 336 | 20,504 | 17,596 | 477 | 327 | 21,150 | 19,418 |
| Other retail stores..... | 1,462 | 920 | 62,586 | 55,180 | 1,369 | 843 | 53,817 | 47,478 |
| Nonstore retailers..... | 1,570 | 222 | 129,316 | 114,334 | 80 | 63 | 115,211 | 115,074 |

Standard Notes: (D) Withheld to avoid disclosure. (NA) Not available. ... Represents zero.

¹ Data in this table differ from those which appeared in the publications of the 1948 Census of Retail Trade. For a description of the adjustments see Comparison of 1948 and 1954 Censuses in the Introduction.

² Group totals may include data for establishments without payroll which could not be classified by detailed kind of business.

RETAIL TRADE — AREA STATISTICS

Table 102. RETAIL TRADE: 1954 — COUNTIES;

Total Retail — Establishments, Sales, Payroll, and Personnel;

| Line No. | County and city | Total | | | | | | | Kind-of-business group | | | | |
|----------|---|----------------|-----------------------|-------------------------------------|---------------------------------------|--------------------------------|--|------------------------|---|-------------------------|-----------------|-------------------------|-----------------|
| | | Establishments | | Sales | | Payroll, entire year (\$1,000) | Paid employees, workweek ended nearest Nov. 15 | | Proprietors (unincorporated businesses only) (Number) | Food stores | | Eating, drinking places | |
| | | Total (Number) | With payroll (Number) | Total, all establishments (\$1,000) | Establishments with payroll (\$1,000) | | Total (Number) | Full workweek (Number) | | Establishments (Number) | Sales (\$1,000) | Establishments (Number) | Sales (\$1,000) |
| 1 | Minnesota, total..... | 35,380 | 24,476 | 3,449,684 | 3,223,542 | 366,398 | 145,954 | 112,382 | 36,184 | 6,539 | 691,756 | 6,781 | 250,202 |
| 2 | Aitkin County..... | 165 | 89 | 9,422 | 8,092 | 667 | 323 | 264 | 175 | 36 | 2,501 | 24 | 559 |
| 3 | Anoka County..... | 322 | 200 | 25,631 | 22,761 | 2,383 | 920 | 649 | 336 | 73 | 8,325 | 66 | 2,083 |
| 4 | Anoka..... | 141 | 103 | 14,422 | 13,526 | 1,612 | 568 | 445 | 153 | 31 | 3,557 | 26 | 938 |
| 5 | Columbia Heights..... | 47 | 27 | 4,239 | 3,867 | 327 | 158 | 78 | 48 | 15 | 2,662 | 9 | 223 |
| 6 | Fridley..... | 33 | 15 | 1,387 | 993 | 74 | 34 | 20 | 37 | 5 | 276 | 4 | 314 |
| 7 | Remainder of County..... | 101 | 55 | 5,583 | 4,375 | 370 | 160 | 106 | 98 | 22 | 1,810 | 27 | 608 |
| 8 | Becker County..... | 289 | 189 | 19,757 | 17,601 | 1,517 | 698 | 600 | 301 | 56 | 3,955 | 50 | 2,163 |
| 9 | Detroit Lakes..... | 157 | 117 | 14,462 | 13,406 | 1,203 | 523 | 467 | 172 | 23 | 2,499 | 27 | 1,739 |
| 10 | Remainder of County..... | 132 | 72 | 5,295 | 4,195 | 314 | 175 | 133 | 129 | 33 | 1,456 | 23 | 424 |
| 11 | Beltrami County..... | 278 | 190 | 23,180 | 21,128 | 2,035 | 949 | 810 | 290 | 55 | 4,933 | 48 | 1,386 |
| 12 | Bemidji..... | 182 | 138 | 19,427 | 18,199 | 1,807 | 825 | 708 | 179 | 35 | 3,971 | 28 | 901 |
| 13 | Remainder of County..... | 96 | 52 | 3,753 | 2,929 | 228 | 124 | 102 | 111 | 20 | 962 | 20 | 485 |
| 14 | Benton County..... | 179 | 119 | 14,874 | 13,306 | 1,082 | 499 | 392 | 191 | 28 | 3,469 | 35 | 1,077 |
| 15 | St. Cloud (part) ¹ | 54 | 36 | 5,774 | 5,290 | 445 | 194 | 161 | 59 | 5 | 1,033 | 5 | 319 |
| 16 | Sauk Rapids..... | 40 | 30 | 3,724 | 3,394 | 308 | 139 | 105 | 41 | 9 | 1,675 | 13 | 259 |
| 17 | Remainder of County..... | 85 | 53 | 5,376 | 4,622 | 329 | 166 | 126 | 91 | 14 | 761 | 17 | 499 |
| 18 | Big Stone County..... | 169 | 127 | 9,227 | 8,559 | 808 | 378 | 289 | 169 | 28 | 1,812 | 26 | 634 |
| 19 | Ortonville (part) ² | 78 | 70 | 5,253 | 5,181 | 563 | 263 | 207 | 75 | 9 | 971 | 11 | 330 |
| 20 | Remainder of County..... | 91 | 57 | 3,974 | 3,378 | 245 | 115 | 82 | 94 | 19 | 841 | 15 | 234 |
| 21 | Blue Earth County..... | 518 | 374 | 57,968 | 54,628 | 5,722 | 2,603 | 1,948 | 483 | 75 | 10,729 | 99 | 3,111 |
| 22 | Mankato..... | 317 | 247 | 45,935 | 44,019 | 4,954 | 2,266 | 1,681 | 280 | 40 | 8,087 | 63 | 2,448 |
| 23 | Remainder of County..... | 201 | 127 | 12,033 | 10,609 | 768 | 337 | 267 | 203 | 35 | 2,642 | 36 | 663 |
| 24 | Brown County..... | 383 | 271 | 31,670 | 28,494 | 2,614 | 1,166 | 936 | 416 | 55 | 5,253 | 79 | 2,434 |
| 25 | New Ulm..... | 159 | 111 | 16,095 | 15,041 | 1,534 | 647 | 541 | 166 | 22 | 2,807 | 41 | 1,281 |
| 26 | Sleepy Eye..... | 66 | 56 | 5,037 | 4,775 | 431 | 218 | 159 | 69 | 8 | 771 | 11 | 478 |
| 27 | Springfield..... | 81 | 59 | 6,278 | 4,982 | 421 | 200 | 156 | 99 | 11 | 1,074 | 11 | 362 |
| 28 | Remainder of County..... | 77 | 45 | 4,260 | 3,696 | 228 | 101 | 80 | 82 | 14 | 601 | 16 | 313 |
| 29 | Carlton County..... | 270 | 172 | 22,163 | 20,507 | 1,869 | 804 | 567 | 279 | 46 | 6,378 | 51 | 1,326 |
| 30 | Cloquet..... | 114 | 88 | 12,590 | 12,078 | 1,168 | 461 | 331 | 120 | 21 | 4,104 | 17 | 571 |
| 31 | Remainder of County..... | 156 | 84 | 9,573 | 8,429 | 701 | 343 | 236 | 159 | 25 | 2,274 | 34 | 755 |
| 32 | Carver County..... | 287 | 181 | 16,807 | 14,803 | 1,069 | 477 | 377 | 307 | 45 | 3,262 | 62 | 1,568 |
| 33 | Cass County..... | 259 | 175 | 12,795 | 11,329 | 891 | 454 | 352 | 292 | 47 | 3,493 | 59 | 1,159 |
| 34 | Chippewa County..... | 240 | 180 | 20,607 | 19,313 | 1,799 | 803 | 628 | 241 | 38 | 3,400 | 35 | 1,066 |
| 35 | Granite Falls (part) ³ | 14 | 6 | 796 | 624 | 43 | 20 | 19 | 14 | ... | ... | 4 | 88 |
| 36 | Montevideo..... | 142 | 114 | 13,455 | 12,841 | 1,382 | 598 | 453 | 145 | 22 | 2,310 | 19 | 569 |
| 37 | Remainder of County..... | 84 | 60 | 6,356 | 5,848 | 374 | 185 | 156 | 82 | 16 | 1,090 | 12 | 409 |
| 38 | Chisago County..... | 191 | 127 | 11,460 | 10,148 | 744 | 355 | 258 | 195 | 33 | 2,331 | 42 | 1,118 |
| 39 | Clay County..... | 325 | 251 | 29,286 | 27,992 | 3,082 | 1,318 | 1,067 | 322 | 56 | 5,318 | 73 | 3,242 |
| 40 | Moorhead..... | 157 | 129 | 20,439 | 19,925 | 2,438 | 951 | 795 | 144 | 30 | 3,684 | 23 | 2,017 |
| 41 | Remainder of County..... | 168 | 122 | 8,847 | 8,067 | 644 | 367 | 272 | 178 | 26 | 1,634 | 50 | 1,225 |
| 42 | Clearwater County..... | 95 | 75 | 7,085 | 6,443 | 461 | 224 | 186 | 91 | 14 | 1,043 | 19 | 347 |
| 43 | Cook County..... | 64 | 44 | 3,816 | 3,528 | 286 | 136 | 104 | 76 | 15 | 1,190 | 21 | 427 |
| 44 | Cottonwood County..... | 208 | 154 | 18,021 | 17,003 | 1,248 | 555 | 449 | 236 | 24 | 1,996 | 26 | 662 |
| 45 | Windom..... | 85 | 75 | 9,608 | 9,440 | 746 | 331 | 263 | 97 | 10 | 1,331 | 13 | 420 |
| 46 | Remainder of County..... | 123 | 79 | 8,413 | 7,563 | 502 | 224 | 186 | 139 | 14 | 665 | 13 | 242 |
| 47 | Crow Wing County..... | 485 | 295 | 32,151 | 28,801 | 3,026 | 1,320 | 1,030 | 501 | 107 | 8,357 | 89 | 2,730 |
| 48 | Brainerd..... | 246 | 158 | 22,418 | 20,726 | 2,244 | 924 | 752 | 250 | 49 | 5,226 | 35 | 1,301 |
| 49 | Crosby..... | 57 | 37 | 3,832 | 3,444 | 314 | 127 | 106 | 54 | 18 | 1,400 | 9 | 251 |
| 50 | Remainder of County..... | 182 | 100 | 5,901 | 4,631 | 468 | 269 | 172 | 197 | 40 | 1,651 | 45 | 1,178 |
| 51 | Dakota County..... | 524 | 344 | 54,855 | 50,401 | 4,785 | 1,740 | 1,301 | 560 | 87 | 10,476 | 119 | 4,548 |
| 52 | Hastings (part) ⁴ | 101 | 73 | 9,308 | 8,608 | 747 | 277 | 212 | 108 | 15 | 1,657 | 18 | 567 |
| 53 | South St. Paul..... | 178 | 118 | 26,578 | 24,946 | 2,395 | 765 | 588 | 190 | 36 | 3,615 | 40 | 1,508 |
| 54 | West St. Paul..... | 59 | 47 | 5,626 | 5,306 | 529 | 251 | 149 | 63 | 16 | 3,112 | 11 | 654 |
| 55 | Remainder of County..... | 186 | 106 | 13,343 | 11,541 | 1,115 | 447 | 352 | 199 | 20 | 2,112 | 50 | 1,819 |
| 56 | Dodge County..... | 177 | 119 | 11,398 | 9,976 | 714 | 369 | 275 | 169 | 28 | 1,937 | 28 | 813 |
| 57 | Douglas County..... | 306 | 218 | 21,929 | 20,257 | 1,879 | 840 | 693 | 336 | 45 | 3,529 | 68 | 1,495 |
| 58 | Alexandria..... | 152 | 122 | 14,656 | 13,854 | 1,422 | 638 | 530 | 170 | 20 | 2,542 | 23 | 733 |
| 59 | Remainder of County..... | 154 | 96 | 7,273 | 6,403 | 457 | 202 | 163 | 166 | 25 | 987 | 45 | 762 |
| 60 | Faribault County..... | 420 | 298 | 34,504 | 32,348 | 2,038 | 964 | 810 | 419 | 59 | 5,366 | 82 | 1,913 |
| 61 | Blue Earth..... | 112 | 80 | 13,947 | 13,399 | 723 | 329 | 280 | 110 | 19 | 1,723 | 21 | 460 |
| 62 | Remainder of County..... | 308 | 218 | 20,557 | 18,949 | 1,315 | 635 | 530 | 309 | 40 | 3,643 | 61 | 1,453 |
| 63 | Fillmore County..... | 415 | 281 | 22,622 | 19,970 | 1,557 | 776 | 648 | 454 | 82 | 4,275 | 65 | 1,294 |
| 64 | Freeborn County..... | 425 | 291 | 35,220 | 32,632 | 3,577 | 1,533 | 1,244 | 435 | 57 | 5,130 | 84 | 2,225 |
| 65 | Albert Lea..... | 260 | 186 | 23,392 | 22,016 | 2,844 | 1,276 | 1,030 | 259 | 30 | 3,755 | 52 | 1,615 |
| 66 | Remainder of County..... | 165 | 105 | 11,828 | 10,636 | 733 | 257 | 214 | 176 | 27 | 1,375 | 32 | 610 |
| 67 | Goodhue County..... | 479 | 335 | 36,760 | 33,748 | 3,063 | 1,342 | 1,106 | 525 | 70 | 6,703 | 77 | 2,388 |
| 68 | Red Wing..... | 194 | 130 | 17,383 | 15,953 | 1,696 | 722 | 602 | 216 | 28 | 3,746 | 32 | 1,151 |
| 69 | Remainder of County..... | 285 | 205 | 19,377 | 17,795 | 1,367 | 620 | 504 | 309 | 42 | 2,957 | 45 | 1,237 |

Standard Notes: (D) Withheld to avoid disclosure. (NA) Not available. XXXX Not applicable. (Z) Less than \$500. Represents zero.
¹St. Cloud is in Benton, Sherburne and Stearns counties. ²Ortonville is in Big Stone and Lac qui Parle counties. ³Granite Falls is in Chippewa and Yellow Medicine counties. ⁴Hastings is in Dakota and Washington counties.

CITIES OF 2,500 INHABITANTS OR MORE

Kind-of-Business Group — Establishments and Sales

| Kind-of-business group—Continued | | | | | | | | | | | | | | | | | | Line No. |
|----------------------------------|-----------------|-----------------------------|-----------------|--|-----------------|----------------------|-----------------|---------------------------|-----------------|--|-----------------|---------------------------------|-----------------|-------------------------|-----------------|-------------------------|-----------------|----------|
| General merchandise group | | Apparel, accessories stores | | Furniture, home furnishings, appliance dealers | | Automotive group | | Gasoline service stations | | Lumber, bldg. matls., hardware, farm equipment dealers | | Drug stores, proprietary stores | | Other retail stores | | Nonstore retailers | | |
| Establishments (Number) | Sales (\$1,000) | Establishments (Number) | Sales (\$1,000) | Establishments (Number) | Sales (\$1,000) | Establishments (No.) | Sales (\$1,000) | Establishments (Number) | Sales (\$1,000) | Establishments (Number) | Sales (\$1,000) | Establishments (No.) | Sales (\$1,000) | Establishments (Number) | Sales (\$1,000) | Establishments (Number) | Sales (\$1,000) | |
| 1,575 | 364,573 | 1,983 | 189,836 | 1,632 | 144,703 | 1,819 | 579,582 | 4,230 | 220,560 | 3,944 | 436,622 | 960 | 99,126 | 4,347 | 343,408 | 1,570 | 129,316 | 1 |
| 9 | 580 | 7 | 281 | 2 | (D) | 10 | 1,616 | 23 | 759 | 18 | 1,333 | 3 | (D) | 27 | 1,403 | 6 | 90 | 2 |
| 20 | 1,765 | 15 | 1,108 | 9 | 905 | 14 | 3,375 | 48 | 2,543 | 22 | 2,602 | 8 | 879 | 36 | 1,922 | 11 | 124 | 3 |
| 8 | 614 | 12 | 1,016 | 5 | 693 | 7 | 3,204 | 16 | 1,206 | 13 | 1,644 | 3 | 314 | 15 | 1,180 | 5 | 56 | 4 |
| 1 | (D) | 1 | (D) | 2 | (D) | ... | ... | 5 | 317 | 2 | (D) | 2 | (D) | 6 | 137 | 4 | (D) | 5 |
| ... | ... | ... | ... | 1 | (D) | 6 | (D) | 9 | 272 | 1 | (D) | 1 | (D) | 4 | (D) | 2 | (D) | 6 |
| 11 | (D) | 2 | (D) | 1 | (D) | 1 | (D) | 18 | 742 | 5 | 736 | 2 | (D) | 11 | (D) | ... | ... | 7 |
| 11 | 1,245 | 6 | 898 | 9 | 314 | 15 | 3,326 | 46 | 2,232 | 36 | 2,979 | 5 | 374 | 47 | 2,049 | 8 | 222 | 8 |
| 4 | 980 | 4 | (D) | 6 | (D) | 13 | (D) | 24 | 1,426 | 16 | 1,946 | 4 | (D) | 30 | 1,363 | 6 | (D) | 9 |
| 7 | 265 | 2 | (D) | 3 | (D) | 2 | (D) | 22 | 806 | 20 | 1,033 | 1 | (D) | 17 | 686 | 2 | (D) | 10 |
| 17 | 1,576 | 19 | 1,261 | 7 | 282 | 19 | 4,787 | 28 | 1,004 | 21 | 2,835 | 7 | 733 | 50 | 4,275 | 7 | 106 | 11 |
| 6 | 1,172 | 16 | 1,181 | 6 | (D) | 14 | 4,002 | 16 | 747 | 13 | 2,407 | 6 | (D) | 37 | 3,984 | 5 | (D) | 12 |
| 11 | 404 | 3 | 80 | 1 | (D) | 5 | 785 | 12 | 257 | 8 | 428 | 1 | (D) | 13 | 291 | 2 | (D) | 13 |
| 11 | 563 | 4 | 161 | 5 | 420 | 8 | 683 | 33 | 2,091 | 21 | 3,710 | 5 | 336 | 23 | 2,324 | 5 | 40 | 14 |
| ... | ... | ... | ... | 2 | (D) | 3 | (D) | 14 | 888 | 7 | 2,051 | 1 | (D) | 15 | 1,049 | 2 | (D) | 15 |
| 1 | (D) | 2 | (D) | 1 | (D) | 2 | (D) | 4 | 544 | 3 | (D) | 2 | (D) | 2 | (D) | 1 | (D) | 16 |
| 10 | (D) | 2 | (D) | 2 | (D) | 4 | 544 | 15 | 659 | 11 | (D) | 2 | (D) | 6 | (D) | 2 | (D) | 17 |
| 14 | 844 | 6 | 200 | 6 | 281 | 10 | 968 | 18 | 722 | 38 | 2,646 | 4 | 211 | 15 | 877 | 4 | 32 | 18 |
| 6 | 464 | 4 | (D) | 3 | 180 | 9 | (D) | 10 | 383 | 13 | 1,023 | 2 | (D) | 9 | 619 | 2 | (D) | 19 |
| 4 | 380 | 2 | (D) | 3 | 101 | 1 | (D) | 8 | 339 | 25 | 1,623 | 2 | (D) | 6 | 258 | 2 | (D) | 20 |
| 21 | 5,878 | 50 | 4,678 | 27 | 3,220 | 32 | 10,965 | 53 | 4,141 | 65 | 7,741 | 14 | 1,434 | 62 | 5,829 | 20 | 242 | 21 |
| 9 | 5,453 | 44 | 4,532 | 22 | 3,058 | 20 | 9,152 | 32 | 3,353 | 24 | 4,504 | 8 | 1,274 | 45 | 3,962 | 10 | 112 | 22 |
| 12 | 425 | 6 | 146 | 5 | 162 | 12 | 1,813 | 21 | 788 | 41 | 3,237 | 6 | 160 | 17 | 1,867 | 10 | 130 | 23 |
| 13 | 2,526 | 31 | 1,773 | 26 | 1,172 | 21 | 5,968 | 43 | 1,508 | 52 | 7,013 | 12 | 1,032 | 47 | 2,923 | 4 | 68 | 24 |
| 6 | 1,897 | 17 | 1,049 | 10 | 511 | 9 | 3,100 | 12 | 690 | 15 | 3,487 | 6 | 556 | 20 | (D) | 1 | (D) | 25 |
| 3 | 302 | 4 | 313 | 5 | 274 | 3 | (D) | 8 | 305 | 13 | 1,566 | 2 | (D) | 6 | 319 | 3 | (D) | 26 |
| 3 | (D) | 5 | 286 | 8 | 297 | 7 | 2,024 | 12 | 297 | 13 | 978 | 2 | (D) | 9 | (D) | ... | (D) | 27 |
| 1 | (D) | 5 | 125 | 3 | 85 | 2 | (D) | 11 | 216 | 11 | 982 | 2 | (D) | 12 | 1,461 | ... | ... | 28 |
| 20 | 2,665 | 6 | 491 | 13 | 1,036 | 19 | 4,818 | 43 | 1,539 | 25 | 2,105 | 7 | 533 | 32 | 1,242 | 8 | 30 | 29 |
| 5 | 938 | 5 | (D) | 7 | 720 | 12 | 3,176 | 14 | 816 | 6 | 1,132 | 3 | 348 | 19 | (D) | 4 | 16 | 30 |
| 14 | 1,727 | 1 | (D) | 6 | 316 | 7 | 1,642 | 29 | 723 | 19 | 973 | 4 | 185 | 13 | (D) | 4 | 14 | 31 |
| 10 | 789 | 9 | 286 | 15 | 574 | 13 | 2,354 | 35 | 1,892 | 43 | 2,923 | 7 | 401 | 30 | 2,556 | 18 | 202 | 32 |
| 21 | 1,092 | 5 | 191 | 3 | (D) | 15 | 2,096 | 29 | 1,090 | 33 | 1,864 | 7 | 339 | 39 | 1,367 | 1 | (D) | 33 |
| 9 | 1,573 | 15 | 1,026 | 9 | 547 | 14 | 3,183 | 39 | 1,769 | 42 | 4,415 | 5 | 399 | 27 | 3,059 | 7 | 170 | 34 |
| ... | ... | ... | ... | ... | ... | 1 | (D) | 2 | (D) | 3 | 110 | ... | ... | 2 | (D) | 2 | (D) | 35 |
| 6 | 1,431 | 13 | (D) | 6 | 474 | 11 | 2,772 | 21 | 1,281 | 19 | 2,200 | 3 | (D) | 18 | (D) | 4 | 68 | 36 |
| 3 | 92 | 2 | (D) | 3 | 73 | 2 | (D) | 16 | (D) | 20 | 2,105 | 2 | (D) | 7 | 1,586 | 1 | (D) | 37 |
| 5 | 416 | 6 | 201 | 6 | 290 | 11 | 2,407 | 22 | 795 | 31 | 1,853 | 6 | 264 | 24 | 1,690 | 5 | 95 | 38 |
| 10 | 865 | 16 | 1,411 | 18 | 1,578 | 16 | 5,497 | 41 | 2,839 | 40 | 5,064 | 7 | 651 | 36 | 2,448 | 12 | 373 | 39 |
| 2 | (D) | 10 | 1,036 | 14 | 1,373 | 9 | 4,491 | 15 | 1,694 | 14 | 2,925 | 4 | (D) | 24 | 2,223 | 12 | 373 | 40 |
| 8 | (D) | 6 | 375 | 4 | 205 | 7 | 1,006 | 26 | 1,145 | 26 | 2,139 | 3 | (D) | 12 | 425 | ... | ... | 41 |
| 10 | 1,023 | 2 | (D) | 6 | 337 | 7 | 971 | 10 | 612 | 11 | 594 | 3 | (D) | 13 | 1,906 | ... | ... | 42 |
| 3 | (D) | 2 | (D) | 1 | (D) | 2 | (D) | 9 | 552 | 3 | 166 | 1 | (D) | 7 | 291 | ... | ... | 43 |
| 14 | 1,593 | 13 | 893 | 12 | 424 | 20 | 3,905 | 19 | 1,096 | 43 | 4,231 | 6 | 375 | 24 | 2,761 | 7 | 85 | 44 |
| 6 | 790 | 9 | 695 | 5 | 222 | 10 | 2,527 | 9 | 623 | 11 | 1,223 | 2 | (D) | 9 | 1,599 | 1 | (D) | 45 |
| 8 | 803 | 4 | 198 | 7 | 202 | 10 | 1,378 | 10 | 493 | 32 | 3,008 | 4 | (D) | 15 | 1,162 | 6 | (D) | 46 |
| 25 | 3,300 | 19 | 689 | 14 | 932 | 29 | 5,601 | 70 | 3,389 | 37 | 3,370 | 9 | 700 | 66 | 2,777 | 20 | 326 | 47 |
| 11 | 2,674 | 15 | 584 | 9 | 768 | 23 | 4,617 | 32 | 2,332 | 14 | 2,029 | 6 | 473 | 40 | 2,148 | 12 | 206 | 48 |
| 3 | (D) | 3 | (D) | 1 | (D) | 3 | 799 | 7 | 349 | 5 | 425 | 2 | (D) | 5 | 36 | 1 | (D) | 49 |
| 11 | (D) | 1 | (D) | 4 | (D) | 3 | 185 | 31 | 708 | 18 | 916 | 1 | (D) | 21 | 591 | 7 | (D) | 50 |
| 19 | 983 | 24 | 1,112 | 27 | 2,288 | 25 | 16,878 | 76 | 3,585 | 58 | 9,395 | 14 | 1,186 | 62 | 4,192 | 13 | 212 | 51 |
| 3 | 237 | 6 | 192 | 8 | 471 | 6 | 1,934 | 15 | 546 | 14 | 2,965 | 4 | 314 | 9 | 371 | 3 | 74 | 52 |
| 5 | 331 | 12 | 627 | 8 | 799 | 13 | 13,473 | 19 | 1,187 | 15 | 3,189 | 4 | (D) | 23 | 1,388 | 3 | (D) | 53 |
| 2 | (D) | 2 | (D) | 1 | (D) | ... | ... | 13 | 470 | 4 | 309 | 3 | (D) | 6 | 552 | 1 | (D) | 54 |
| 9 | (D) | 4 | (D) | 10 | (D) | 6 | 1,471 | 29 | 1,382 | 25 | 2,932 | 3 | 154 | 24 | 1,881 | 6 | 86 | 55 |
| 14 | 507 | 8 | (D) | 2 | (D) | 9 | 1,851 | 24 | 789 | 32 | 3,116 | 6 | 338 | 20 | 1,456 | 6 | 274 | 56 |
| 14 | 2,194 | 18 | 634 | 8 | 808 | 21 | 3,323 | 47 | 2,224 | 39 | 4,029 | 5 | 370 | 37 | 3,247 | 4 | 76 | 57 |
| 5 | 1,403 | 13 | 510 | 6 | (D) | 17 | 2,960 | 21 | 1,394 | 19 | 2,376 | 3 | (D) | 22 | 1,775 | 3 | (D) | 58 |
| 9 | 791 | 5 | 124 | 2 | (D) | 4 | 363 | 26 | 830 | 20 | 1,653 | 2 | (D) | 15 | 1,472 | 1 | (D) | 59 |
| 26 | 1,527 | 20 | 799 | 15 | 852 | 23 | 3,989 | 58 | 1,904 | 76 | 8,916 | 11 | 588 | 36 | 8,422 | 14 | 226 | 60 |
| 4 | 683 | 4 | 246 | 6 | 377 | 8 | 1,598 | 18 | 720 | 18 | 2,674 | 1 | (D) | 7 | (D) | 6 | 56 | 61 |
| 22 | 844 | 16 | 553 | 9 | 475 | 15 | 2,391 | 40 | 1,184 | 58 | 6,242 | 10 | (D) | 29 | (D) | 8 | 172 | 62 |
| 19 | 773 | 22 | 717 | 19 | 778 | 19 | 4,129 | 56 | 1,643 | 60 | 5,552 | 8 | 462 | 50 | 2,896 | 15 | 103 | 63 |
| 19 | 5,170 | 15 | 1,506 | 21 | 827 | 27 | 5,175 | 58 | 2,531 | 68 | 6,173 | 5 | 723 | 56 | 3,740 | 15 | 762 | 64 |
| 8 | 4,137 | 15 | 1,506 | 15 | 743 | 20 | 3,870 | 35 | 1,860 | 31 | 2,909 | 5 | 723 | 44 | 1,576 | 5 | 698 | 65 |
| 11 | 1,033 | ... | ... | 6 | 84 | 7 | 2,005 | 23 | 671 | 37 | 3,822 | ... | ... | 12 | 2,164 | 10 | 64 | 66 |
| 30 | 3,010 | 40 | 1,573 | 24 | 1,639 | 28 | 7,358 | 57 | 2,202 | 68 | 5,937 | 15 | 853 | 49 | 4,860 | 21 | 237 | 67 |
| 6 | 1,790 | 25 | 980 | 16 | 1,235 | 10 | 3,552 | 24 | 1,080 | 13 | 1,711 | 6 | 430 | 24 | 1,626 | 10 | 82 | 68 |
| 24 | 1,220 | 15 | 593 | 8 | 404 | 18 | 3,806 | 33 | 1,122 | 55 | 4,226 | 9 | 423 | 25 | 3,234 | 11 | 155 | 69 |

RETAIL TRADE—AREA STATISTICS

Table 102. RETAIL TRADE: 1954 — COUNTIES;
Total Retail — Establishments, Sales, Payroll, and Personnel;

| Line No. | County and city | Total | | | | | | | Kind-of-business group | | | | |
|----------|--------------------------------------|----------------|-----------------------|-------------------------------------|---------------------------------------|--------------------------------|--|------------------------|---|-------------------------|-----------------|-------------------------|-----------------|
| | | Establishments | | Sales | | Payroll, entire year (\$1,000) | Paid employees, workweek ended nearest Nov. 15 | | Proprietors (unincorporated businesses only) (Number) | Food stores | | Eating, drinking places | |
| | | Total (Number) | With payroll (Number) | Total, all establishments (\$1,000) | Establishments with payroll (\$1,000) | | Total (Number) | Full workweek (Number) | | Establishments (Number) | Sales (\$1,000) | Establishments (Number) | Sales (\$1,000) |
| 1 | Grant County..... | 140 | 106 | 9,988 | 9,262 | 636 | 300 | 256 | 146 | 21 | 1,338 | 27 | 580 |
| 2 | Hennepin County..... | 6,826 | 4,726 | 987,517 | 944,163 | 131,532 | 48,112 | 35,418 | 6,805 | 1,478 | 201,281 | 1,325 | 78,347 |
| 3 | Brooklyn Center..... | 18 | 10 | 914 | 754 | 44 | 30 | 22 | 22 | 5 | 443 | 1 | (D) |
| 4 | Crystal..... | 39 | 29 | 4,215 | 4,095 | 374 | 157 | 96 | 51 | 8 | 2,021 | 11 | 463 |
| 5 | Edina..... | 43 | 29 | 4,728 | 4,584 | 632 | 296 | 211 | 51 | 7 | 1,439 | 4 | 338 |
| 6 | Golden Valley..... | 44 | 30 | 6,523 | 6,259 | 804 | 325 | 241 | 44 | 4 | 2,768 | 14 | 1,730 |
| 7 | Hopkins..... | 118 | 82 | 22,198 | 21,306 | 2,230 | 686 | 542 | 119 | 15 | 4,502 | 18 | 1,391 |
| 8 | Minneapolis..... | 5,575 | 3,891 | 849,249 | 813,497 | 117,647 | 42,554 | 31,665 | 5,532 | 1,274 | 157,065 | 1,120 | 67,575 |
| 9 | Richfield..... | 152 | 108 | 19,163 | 18,451 | 1,915 | 879 | 491 | 156 | 25 | 7,614 | 16 | 521 |
| 10 | Robbinsdale..... | 82 | 50 | 8,825 | 8,151 | 755 | 316 | 220 | 89 | 14 | 3,811 | 9 | 370 |
| 11 | St. Louis Park..... | 160 | 114 | 20,642 | 19,820 | 2,629 | 1,013 | 678 | 141 | 23 | 4,810 | 21 | 2,344 |
| 12 | Remainder of County..... | 595 | 383 | 51,060 | 47,246 | 4,502 | 1,856 | 1,252 | 600 | 103 | 16,808 | 111 | (D) |
| 13 | Houston County..... | 210 | 138 | 11,424 | 9,852 | 794 | 418 | 305 | 224 | 30 | 2,411 | 45 | 1,206 |
| 14 | Hubbard County..... | 167 | 107 | 8,843 | 7,621 | 654 | 282 | 234 | 179 | 33 | 2,367 | 27 | 671 |
| 15 | Park Rapids..... | 93 | 77 | 6,885 | 6,403 | 533 | 243 | 206 | 104 | 15 | 1,631 | 14 | 426 |
| 16 | Remainder of County..... | 74 | 30 | 1,958 | 1,218 | 121 | 39 | 28 | 75 | 18 | 736 | 13 | 245 |
| 17 | Isanti County..... | 125 | 93 | 11,059 | 10,229 | 870 | 398 | 307 | 139 | 22 | 1,876 | 15 | 429 |
| 18 | Cambridge..... | 53 | 47 | 6,718 | 6,496 | 607 | 267 | 205 | 60 | 7 | 1,106 | 6 | 230 |
| 19 | Remainder of County..... | 72 | 46 | 4,341 | 3,733 | 263 | 131 | 102 | 79 | 15 | 770 | 9 | 199 |
| 20 | Itasca County..... | 407 | 285 | 33,644 | 30,966 | 3,127 | 1,157 | 985 | 411 | 70 | 8,317 | 82 | 2,118 |
| 21 | Grand Rapids..... | 142 | 112 | 17,253 | 16,375 | 1,828 | 648 | 573 | 135 | 18 | 3,809 | 23 | 903 |
| 22 | Remainder of County..... | 265 | 173 | 16,391 | 14,591 | 1,299 | 509 | 412 | 276 | 52 | 4,508 | 59 | 1,215 |
| 23 | Jackson County..... | 199 | 149 | 15,774 | 14,250 | 1,140 | 485 | 401 | 191 | 31 | 3,239 | 33 | 712 |
| 24 | Jackson..... | 92 | 72 | 7,759 | 6,847 | 653 | 281 | 221 | 90 | 16 | 2,092 | 15 | 395 |
| 25 | Remainder of County..... | 107 | 77 | 8,015 | 7,403 | 487 | 204 | 180 | 101 | 15 | 1,147 | 18 | 317 |
| 26 | Kanabec County..... | 98 | 68 | 6,319 | 5,857 | 467 | 226 | 169 | 98 | 15 | 1,166 | 19 | 343 |
| 27 | Kandiyohi County..... | 339 | 255 | 33,038 | 31,356 | 2,814 | 1,237 | 1,017 | 338 | 56 | 5,298 | 50 | 1,556 |
| 28 | Willmar..... | 184 | 144 | 20,820 | 19,932 | 2,008 | 893 | 727 | 186 | 26 | 3,790 | 26 | 885 |
| 29 | Remainder of County..... | 155 | 111 | 12,218 | 11,424 | 806 | 344 | 290 | 152 | 30 | 1,508 | 24 | 671 |
| 30 | Kittson County..... | 124 | 82 | 9,240 | 8,352 | 601 | 271 | 226 | 138 | 20 | 889 | 23 | 606 |
| 31 | Koochiching County..... | 222 | 160 | 16,396 | 15,252 | 1,366 | 529 | 422 | 225 | 42 | 4,437 | 49 | 1,401 |
| 32 | International Falls..... | 127 | 99 | 12,127 | 11,499 | 1,158 | 442 | 348 | 135 | 22 | 3,061 | 26 | 969 |
| 33 | Remainder of County..... | 95 | 61 | 4,269 | 3,753 | 208 | 87 | 74 | 90 | 20 | 1,376 | 23 | 432 |
| 34 | Lac qui Parle County..... | 190 | 144 | 12,009 | 11,085 | 826 | 400 | 312 | 191 | 30 | 2,285 | 38 | 686 |
| 35 | Ortonville (part) ² | 1 | 1 | (D) | (D) | (D) | (D) | (D) | (D) | ... | (D) | ... | ... |
| 36 | Remainder of County..... | 189 | 143 | (D) | (D) | (D) | (D) | (D) | (D) | 30 | 2,285 | 38 | 686 |
| 37 | Lake County..... | 123 | 79 | 9,979 | 9,101 | 863 | 376 | 295 | 125 | 17 | 2,299 | 40 | 1,026 |
| 38 | Two Harbors..... | 73 | 55 | 7,877 | 7,507 | 754 | 300 | 239 | 73 | 12 | 1,914 | 16 | 496 |
| 39 | Remainder of County..... | 50 | 24 | 2,102 | 1,594 | 109 | 76 | 56 | 52 | 5 | 385 | 24 | 530 |
| 40 | Lake of the Woods County..... | 66 | 48 | 3,943 | 3,401 | 240 | 128 | 95 | 76 | 8 | 691 | 13 | 400 |
| 41 | Le Sueur County..... | 311 | 213 | 21,165 | 19,185 | 1,432 | 661 | 537 | 349 | 51 | 3,763 | 65 | 1,707 |
| 42 | Le Sueur..... | 76 | 60 | 5,237 | 4,963 | 333 | 151 | 117 | 89 | 13 | 1,141 | 14 | 395 |
| 43 | Remainder of County..... | 235 | 153 | 15,928 | 14,222 | 1,099 | 510 | 420 | 260 | 38 | 2,622 | 51 | 1,312 |
| 44 | Lincoln County..... | 145 | 101 | 8,924 | 7,978 | 512 | 203 | 176 | 154 | 19 | 1,223 | 23 | 504 |
| 45 | Lyon County..... | 345 | 255 | 29,088 | 27,442 | 2,320 | 983 | 797 | 336 | 45 | 5,115 | 50 | 1,281 |
| 46 | Marshall..... | 121 | 89 | 12,051 | 11,661 | 1,164 | 465 | 381 | 114 | 12 | 2,174 | 14 | 465 |
| 47 | Tracy..... | 71 | 63 | 6,657 | 6,511 | 496 | 230 | 182 | 72 | 13 | 1,870 | 9 | 240 |
| 48 | Remainder of County..... | 153 | 103 | 10,380 | 9,270 | 660 | 288 | 234 | 150 | 20 | 1,071 | 27 | 576 |
| 49 | McLeod County..... | 370 | 252 | 28,683 | 26,955 | 2,348 | 1,003 | 826 | 366 | 46 | 4,574 | 68 | 1,844 |
| 50 | Glencoe..... | 85 | 61 | 8,868 | 8,470 | 595 | 266 | 209 | 89 | 10 | 1,346 | 17 | 678 |
| 51 | Hutchinson..... | 129 | 93 | 10,858 | 10,336 | 1,005 | 449 | 375 | 123 | 12 | 1,734 | 16 | 534 |
| 52 | Remainder of County..... | 156 | 98 | 8,957 | 8,149 | 748 | 288 | 242 | 154 | 24 | 1,494 | 35 | 632 |
| 53 | Mahnomen County..... | 68 | 44 | 4,619 | 3,995 | 273 | 124 | 99 | 80 | 14 | 924 | 12 | 360 |
| 54 | Marshall County..... | 200 | 130 | 11,890 | 10,326 | 778 | 332 | 297 | 203 | 26 | 1,678 | 42 | 868 |
| 55 | Martin County..... | 394 | 274 | 34,018 | 30,950 | 2,879 | 1,233 | 992 | 401 | 64 | 6,156 | 78 | 1,870 |
| 56 | Fairmont..... | 206 | 144 | 22,386 | 20,450 | 2,140 | 912 | 742 | 209 | 25 | 4,065 | 43 | 1,302 |
| 57 | Remainder of County..... | 188 | 130 | 11,632 | 10,500 | 739 | 321 | 250 | 192 | 39 | 2,091 | 35 | 568 |
| 58 | Meeker County..... | 251 | 183 | 17,700 | 16,572 | 1,337 | 611 | 495 | 275 | 42 | 2,704 | 42 | 952 |
| 59 | Litchfield..... | 107 | 79 | 8,417 | 7,915 | 768 | 347 | 277 | 120 | 19 | 1,544 | 15 | 469 |
| 60 | Remainder of County..... | 144 | 104 | 9,283 | 8,657 | 569 | 264 | 218 | 155 | 23 | 1,160 | 27 | 483 |
| 61 | Mille Lacs County..... | 206 | 142 | 14,247 | 12,975 | 1,108 | 515 | 411 | 208 | 30 | 2,466 | 40 | 1,021 |
| 62 | Morrison County..... | 317 | 205 | 20,634 | 18,070 | 1,465 | 684 | 512 | 340 | 50 | 3,548 | 63 | 1,828 |
| 63 | Little Falls..... | 142 | 102 | 12,465 | 11,187 | 1,029 | 450 | 345 | 162 | 21 | 2,292 | 22 | 925 |
| 64 | Remainder of County..... | 175 | 103 | 8,169 | 6,883 | 436 | 234 | 167 | 178 | 29 | 1,256 | 41 | 903 |
| 65 | Mower County..... | 490 | 350 | 47,660 | 44,990 | 4,725 | 1,765 | 1,347 | 486 | 71 | 8,305 | 107 | 3,253 |
| 66 | Austin..... | 310 | 222 | 32,758 | 31,218 | 3,739 | 1,393 | 1,045 | 319 | 51 | 6,797 | 68 | 2,392 |
| 67 | Remainder of County..... | 180 | 128 | 14,902 | 13,772 | 986 | 372 | 302 | 167 | 20 | 1,508 | 39 | 861 |
| 68 | Murray County..... | 170 | 130 | 12,697 | 11,931 | 864 | 382 | 318 | 163 | 25 | 2,333 | 25 | 647 |

Standard Notes: (D) Withheld to avoid disclosure. (NA) Not available. XXX Not applicable. (Z) Less than \$500. ... Represents zero.
²Ortonville is in Big Stone and Lac qui Parle counties.

CITIES OF 2,500 INHABITANTS OR MORE — Continued

Kind-of-Business Group — Establishments and Sales

| Kind-of-business group—Continued | | | | | | | | | | | | | | | | | | Line No. | |
|--------------------------------------|--------------------|--------------------------------------|--------------------|--|--------------------|-----------------------------------|--------------------|--------------------------------------|--------------------|--|--------------------|-----------------------------------|--------------------|--------------------------------------|--------------------|--------------------------------------|--------------------|----------|----|
| General merchandise group | | Apparel, accessories stores | | Furniture, home furnishings, appliance dealers | | Automotive group | | Gasoline service stations | | Lumber, bldg. matls., hardware, farm equipment dealers | | Drug stores, proprietary stores | | Other retail stores | | Nonstore retailers | | | |
| Estab- lish- ments (Number) | Sales (\$1,000) | Estab- lish- ments (Number) | Sales (\$1,000) | Estab- lish- ments (Number) | Sales (\$1,000) | Estab- lish- ments (No.) | Sales (\$1,000) | Estab- lish- ments (Number) | Sales (\$1,000) | Estab- lish- ments (Number) | Sales (\$1,000) | Estab- lish- ments (No.) | Sales (\$1,000) | Estab- lish- ments (Number) | Sales (\$1,000) | Estab- lish- ments (Number) | Sales (\$1,000) | | |
| 14 | 571 | 3 | 234 | 3 | (D) | 10 | 1,994 | 12 | 949 | 32 | 3,043 | 4 | 178 | 6 | (D) | 8 | 116 | 1 | |
| 170 | 140,602 | 466 | 72,025 | 403 | 50,652 | 206 | 156,891 | 783 | 52,058 | 389 | 68,314 | 238 | 33,212 | 911 | 69,787 | 457 | 64,348 | 2 | |
| ... | (D) | ... | (D) | ... | (D) | ... | (D) | ... | (D) | ... | (D) | ... | (D) | ... | (D) | ... | (D) | 3 | |
| 1 | (D) | 1 | (D) | 3 | 515 | ... | ... | 2 | 362 | 5 | 456 | 2 | (D) | 4 | 75 | 2 | (D) | 4 | |
| 2 | (D) | 5 | 1,252 | 2 | (D) | ... | ... | 3 | (D) | 6 | (D) | ... | ... | 10 | 746 | 4 | 52 | 5 | |
| 1 | (D) | ... | (D) | ... | (D) | ... | ... | 3 | 378 | 5 | 988 | 1 | (D) | 9 | 389 | 5 | 54 | 6 | |
| 1 | (D) | 8 | 682 | 8 | 620 | 3 | 9,597 | 15 | (D) | 18 | 2,843 | 3 | 424 | 22 | 1,027 | 7 | 86 | 7 | |
| 128 | 136,421 | 403 | 66,181 | 327 | 46,334 | 171 | 138,383 | 597 | 40,785 | 256 | 47,542 | 204 | 27,270 | 727 | 58,926 | 368 | 62,767 | 8 | |
| 7 | (D) | 15 | 1,282 | 8 | 654 | 4 | (D) | 25 | 1,261 | 16 | 1,962 | 5 | 1,376 | 18 | 1,444 | 13 | 170 | 9 | |
| 7 | (D) | 3 | (D) | 8 | 445 | 2 | (D) | 15 | 903 | 5 | 1,773 | 3 | 390 | 9 | 622 | 7 | 50 | 10 | |
| 4 | (D) | 11 | 1,552 | 9 | 798 | 2 | (D) | 25 | 1,719 | 17 | 3,784 | 7 | 1,749 | 17 | 1,491 | 24 | 672 | 11 | |
| 19 | 990 | 20 | 822 | 33 | 1,175 | 24 | 6,800 | 94 | 5,314 | 61 | (D) | 13 | 1,701 | 92 | 4,816 | 25 | 447 | 12 | |
| 11 | 584 | 5 | 28 | 15 | 341 | 16 | 2,105 | 20 | 1,056 | 27 | 2,252 | 5 | 237 | 25 | 1,030 | 11 | 174 | 13 | |
| 9 | 278 | 5 | 456 | 4 | 292 | 9 | 1,139 | 29 | 979 | 23 | 1,309 | 3 | 184 | 21 | 1,120 | 4 | 48 | 14 | |
| 4 | 204 | 5 | 456 | 4 | 292 | 9 | 1,139 | 10 | 575 | 12 | 1,014 | 2 | (D) | 16 | 976 | 2 | (D) | 15 | |
| 5 | 74 | ... | ... | ... | ... | ... | ... | 19 | 404 | 11 | 295 | 1 | (D) | 5 | 144 | 2 | (D) | 16 | |
| 15 | 1,168 | 3 | 92 | 4 | 213 | 7 | 1,678 | 18 | 769 | 25 | 2,137 | 3 | 333 | 11 | (D) | 2 | (D) | 17 | |
| 5 | 670 | 2 | (D) | 3 | (D) | 3 | 1,002 | 6 | 416 | 12 | 1,467 | 2 | (D) | 5 | (D) | 2 | (D) | 18 | |
| 10 | 498 | 1 | (D) | 1 | (D) | 4 | 676 | 12 | 353 | 13 | 670 | 1 | (D) | 6 | 958 | ... | ... | 19 | |
| 35 | 3,787 | 21 | 1,233 | 22 | 1,121 | 23 | 5,841 | 61 | 3,181 | 27 | 3,094 | 10 | 949 | 54 | (D) | 2 | (D) | 20 | |
| 6 | 1,445 | 12 | 921 | 10 | 438 | 17 | 4,129 | 19 | 1,701 | 11 | 2,018 | 3 | 560 | 22 | (D) | 1 | (D) | 21 | |
| 29 | 2,342 | 9 | 312 | 12 | 683 | 6 | 1,712 | 42 | 1,480 | 16 | 1,076 | 7 | 389 | 32 | (D) | 1 | (D) | 22 | |
| 10 | 1,380 | 11 | 538 | 11 | 403 | 21 | 2,670 | 14 | 561 | 35 | 3,932 | 5 | 389 | 24 | 1,922 | 4 | 28 | 23 | |
| 4 | 328 | 4 | 404 | 4 | 249 | 9 | 1,457 | 10 | 407 | 12 | 1,404 | 2 | (D) | 12 | (D) | 4 | 28 | 24 | |
| 6 | 1,052 | 7 | 134 | 7 | 154 | 12 | 1,213 | 4 | 154 | 23 | 2,528 | 3 | (D) | 12 | (D) | ... | ... | 25 | |
| 4 | 209 | 10 | 434 | 3 | 220 | 6 | 1,902 | 12 | 431 | 14 | 810 | 2 | (D) | 10 | (D) | 3 | 16 | 26 | |
| 14 | 2,450 | 17 | 1,510 | 8 | 1,016 | 22 | 5,852 | 42 | 2,088 | 56 | 6,299 | 8 | 592 | 41 | 5,987 | 25 | 390 | 27 | |
| 6 | 1,723 | 16 | (D) | 7 | (D) | 14 | 4,753 | 19 | 1,412 | 22 | 3,031 | 5 | (D) | 26 | 2,271 | 17 | 237 | 28 | |
| 8 | 727 | 1 | (D) | 1 | (D) | 8 | 1,099 | 23 | 676 | 34 | 3,268 | 3 | (D) | 15 | 3,716 | 8 | 153 | 29 | |
| 12 | 1,407 | 3 | 96 | 6 | 408 | 8 | 2,309 | 9 | 523 | 21 | 2,113 | 3 | 158 | 16 | 702 | 3 | 29 | 30 | |
| 13 | 1,550 | 14 | 745 | 7 | 684 | 13 | 2,658 | 22 | 1,347 | 16 | 1,701 | 6 | 418 | 32 | 1,415 | 8 | 40 | 31 | |
| 6 | 1,174 | 11 | 695 | 5 | (D) | 11 | (D) | 10 | 862 | 10 | 1,438 | 4 | (D) | 16 | 615 | 6 | (D) | 32 | |
| 7 | 376 | 3 | 50 | 2 | (D) | 12 | (D) | 12 | 485 | 6 | 263 | 2 | (D) | 16 | 800 | 2 | (D) | 33 | |
| 9 | 593 | 12 | 503 | 5 | 397 | 12 | 2,080 | 23 | 733 | 47 | 3,590 | 5 | 247 | 7 | 817 | 3 | 76 | 34 | |
| ... | ... | ... | ... | ... | ... | ... | ... | ... | ... | ... | (D) | ... | ... | ... | ... | ... | ... | ... | 35 |
| 8 | 593 | 12 | 503 | 5 | 397 | 12 | 2,080 | 23 | 733 | 46 | (D) | 5 | 247 | 7 | 817 | 3 | 78 | 36 | |
| 7 | 926 | 8 | 475 | 2 | (D) | 7 | 1,693 | 9 | 983 | 5 | 636 | 2 | (D) | 15 | 1,499 | 1 | (D) | 37 | |
| 2 | (D) | 8 | 475 | 2 | (D) | 7 | 1,693 | 9 | 785 | 5 | 636 | 2 | (D) | 9 | (D) | 1 | (D) | 38 | |
| 5 | (D) | ... | ... | ... | ... | ... | ... | 10 | 198 | ... | ... | ... | ... | 6 | (D) | ... | ... | 39 | |
| 6 | 325 | 6 | 117 | ... | ... | 2 | (D) | 8 | 259 | 13 | 1,068 | 2 | (D) | 8 | 457 | ... | ... | 40 | |
| 15 | 641 | 13 | 579 | 16 | 792 | 20 | 4,297 | 42 | 2,010 | 41 | 4,219 | 8 | 414 | 28 | 2,566 | 12 | 177 | 41 | |
| 5 | 117 | 5 | 175 | 4 | 195 | 5 | 1,193 | 11 | 413 | 7 | 758 | 2 | (D) | 10 | (D) | ... | ... | 42 | |
| 10 | 524 | 8 | 404 | 12 | 597 | 15 | 3,104 | 31 | 1,597 | 34 | 3,461 | 6 | (D) | 18 | (D) | 12 | 177 | 43 | |
| 11 | 761 | 4 | (D) | 3 | (D) | 13 | 1,350 | 18 | 727 | 35 | 2,178 | 7 | 345 | 9 | 972 | 3 | 83 | 44 | |
| 19 | 1,859 | 21 | 1,405 | 21 | 1,136 | 26 | 5,332 | 31 | 1,504 | 58 | 6,501 | 8 | 686 | 44 | 3,992 | 22 | 277 | 45 | |
| 4 | 845 | 13 | 997 | 6 | 454 | 10 | 2,602 | 7 | 550 | 20 | 2,060 | 3 | 391 | 22 | 1,377 | 10 | 136 | 46 | |
| 4 | 436 | 5 | 185 | 9 | 331 | 5 | 1,178 | 5 | 194 | 10 | 978 | 2 | (D) | 7 | 1,029 | 2 | (D) | 47 | |
| 11 | 578 | 3 | 223 | 6 | 351 | 11 | 1,552 | 19 | 760 | 28 | 3,463 | 3 | (D) | 15 | 1,586 | 10 | (D) | 48 | |
| 20 | 1,697 | 24 | 956 | 15 | 839 | 16 | 5,132 | 45 | 2,087 | 61 | 7,134 | 9 | 654 | 44 | 3,527 | 22 | 239 | 49 | |
| 4 | 222 | 8 | (D) | 8 | (D) | 4 | 2,932 | 13 | 619 | 12 | 1,547 | 2 | (D) | 5 | (D) | 2 | (D) | 50 | |
| 5 | 905 | 14 | 669 | 6 | 395 | 6 | 1,432 | 13 | 964 | 19 | 2,336 | 3 | 320 | 23 | 1,474 | 12 | 95 | 51 | |
| 11 | 570 | 2 | (D) | 1 | (D) | 6 | 768 | 19 | 504 | 30 | 3,251 | 4 | (D) | 16 | (D) | 8 | (D) | 52 | |
| 9 | 309 | 1 | (D) | ... | (D) | 4 | 1,235 | 8 | 342 | 11 | 617 | 2 | (D) | 8 | 636 | ... | ... | 53 | |
| 11 | 445 | 10 | 396 | 6 | 143 | 13 | 2,244 | 24 | 887 | 46 | 4,016 | 3 | 158 | 13 | 997 | 6 | 58 | 54 | |
| 18 | 3,279 | 24 | 1,707 | 23 | 1,769 | 25 | 5,817 | 38 | 1,840 | 53 | 6,587 | 13 | 803 | 41 | 3,639 | 17 | 551 | 55 | |
| 9 | 3,043 | 20 | 1,595 | 16 | 1,325 | 13 | 3,995 | 17 | 1,221 | 18 | 2,468 | 4 | 407 | 27 | (D) | 14 | (D) | 56 | |
| 9 | 236 | 4 | 112 | 7 | 444 | 12 | 1,822 | 21 | 619 | 35 | 4,119 | 9 | 356 | 14 | (D) | 3 | (D) | 57 | |
| 16 | 1,401 | 12 | 342 | 6 | 129 | 15 | 2,938 | 31 | 1,166 | 45 | 4,752 | 7 | 461 | 27 | 2,679 | 8 | 176 | 58 | |
| 7 | 652 | 8 | 271 | 3 | 93 | 10 | 2,371 | 14 | 365 | 15 | 1,588 | 3 | 262 | 7 | (D) | 8 | (D) | 59 | |
| 9 | 749 | 4 | 71 | 3 | 36 | 5 | 567 | 17 | 801 | 30 | 3,164 | 4 | 199 | 20 | (D) | 2 | (D) | 60 | |
| 9 | 896 | 9 | 394 | 10 | 229 | 15 | 2,610 | 25 | 1,235 | 30 | 2,133 | 5 | 279 | 27 | 2,944 | 6 | 40 | 61 | |
| 18 | 1,915 | 11 | 787 | 11 | 547 | 17 | 2,488 | 50 | 2,200 | 44 | 3,193 | 6 | 635 | 40 | 3,445 | 7 | 48 | 62 | |
| 7 | 837 | 10 | (D) | 9 | (D) | 11 | 1,580 | 23 | 1,293 | 11 | 1,536 | 4 | (D) | 20 | 2,154 | 4 | 32 | 63 | |
| 11 | 1,078 | 1 | (D) | 2 | (D) | 6 | 908 | 27 | 907 | 33 | 1,657 | 2 | (D) | 20 | 1,291 | 3 | 16 | 64 | |
| 15 | 3,224 | 33 | 2,489 | 29 | 2,694 | 25 | 8,124 | 59 | 2,586 | 55 | 8,143 | 13 | 1,179 | 66 | 6,674 | 17 | 389 | 65 | |
| 7 | 2,811 | 30 | 2,434 | 22 | 1,890 | 16 | 7,665 | 32 | 1,591 | 22 | 3,082 | 9 | 1,046 | 42 | 2,749 | 11 | 301 | 66 | |
| 8 | 413 | 3 | 55 | 7 | 804 | 9 | 1,059 | 27 | 995 | 33 | 5,061 | 4 | 133 | 24 | 3,925 | 6 | 88 | 67 | |
| 11 | 875 | 3 | 178 | 4 | 231 | 10 | 1,796 | 16 | 756 | 40 | 3,063 | 3 | 221 | 19 | 2,447 | 14 | 150 | 68 | |

RETAIL TRADE—AREA STATISTICS

Table 102. RETAIL TRADE: 1954 — COUNTIES:
Total Retail — Establishments, Sales, Payroll, and Personnel;

| Line No. | County and city | Total | | | | | | | Kind-of-business group | | | | |
|----------|-------------------------------------|-------------------|-----------------------------|---|---|--------------------------------------|--|------------------------------|---|--------------------------------------|--------------------|--------------------------------------|--------------------|
| | | Establishments | | Sales | | Payroll, entire year (\$1,000) | Paid employees, workweek ended nearest Nov. 15 | | Proprietors (unincorporated businesses only) (Number) | Food stores | | Eating, drinking places | |
| | | Total (Number) | With payroll (Number) | Total, all establishments (\$1,000) | Establishments with payroll (\$1,000) | | Total (Number) | Full workweek (Number) | | Estab- lish- ments (Number) | Sales (\$1,000) | Estab- lish- ments (Number) | Sales (\$1,000) |
| 1 | Nicollet County..... | 214 | 142 | 13,686 | 12,380 | 1,133 | 514 | 398 | 214 | 34 | 3,035 | 47 | 1,632 |
| 2 | North Mankato..... | 35 | 27 | 2,328 | 2,210 | 225 | 113 | 90 | 36 | 11 | 731 | 9 | 521 |
| 3 | St. Peter..... | 116 | 78 | 8,905 | 8,101 | 778 | 344 | 267 | 119 | 16 | 1,827 | 19 | 735 |
| 4 | Remainder of County..... | 63 | 37 | 2,453 | 2,059 | 130 | 57 | 41 | 59 | 7 | 477 | 19 | 376 |
| 5 | Nobles County..... | 314 | 222 | 32,131 | 30,063 | 2,598 | 1,045 | 857 | 303 | 52 | 5,835 | 50 | 1,385 |
| 6 | Worthington..... | 157 | 117 | 20,546 | 19,714 | 2,032 | 792 | 655 | 157 | 27 | 4,224 | 24 | 718 |
| 7 | Remainder of County..... | 157 | 105 | 11,585 | 10,349 | 566 | 253 | 202 | 146 | 25 | 1,611 | 26 | 667 |
| 8 | Norman County..... | 168 | 122 | 10,383 | 9,233 | 662 | 308 | 264 | 164 | 29 | 1,871 | 31 | 552 |
| 9 | Olmsted County..... | 572 | 428 | 66,792 | 63,416 | 8,393 | 3,164 | 2,655 | 575 | 75 | 9,181 | 117 | 5,445 |
| 10 | Rochester..... | 449 | 349 | 59,518 | 56,872 | 7,834 | 2,948 | 2,475 | 446 | 58 | 8,470 | 91 | 4,889 |
| 11 | Remainder of County..... | 123 | 79 | 7,274 | 6,544 | 559 | 216 | 182 | 129 | 17 | 711 | 26 | 556 |
| 12 | Otter Tail County..... | 567 | 405 | 40,767 | 38,029 | 3,481 | 1,590 | 1,310 | 576 | 85 | 7,101 | 113 | 2,708 |
| 13 | Fergus Falls..... | 189 | 153 | 19,925 | 19,471 | 2,243 | 962 | 802 | 184 | 26 | 3,369 | 29 | 1,064 |
| 14 | Remainder of County..... | 378 | 252 | 20,842 | 18,558 | 1,238 | 628 | 508 | 392 | 59 | 3,732 | 84 | 1,644 |
| 15 | Pennington County..... | 134 | 114 | 15,422 | 15,006 | 1,517 | 663 | 553 | 128 | 23 | 2,773 | 23 | 734 |
| 16 | Thief River Falls..... | 120 | 106 | 14,906 | 14,562 | 1,447 | 640 | 531 | 114 | 20 | 2,745 | 19 | 620 |
| 17 | Remainder of County..... | 14 | 8 | 516 | 444 | 70 | 23 | 22 | 14 | 3 | 23 | 4 | 114 |
| 18 | Pine County..... | 222 | 138 | 13,587 | 11,795 | 946 | 428 | 361 | 228 | 42 | 2,366 | 43 | 1,034 |
| 19 | Pipestone County..... | 250 | 164 | 19,221 | 16,837 | 1,497 | 610 | 518 | 248 | 40 | 3,258 | 41 | 906 |
| 20 | Pipestone..... | 144 | 98 | 12,962 | 11,332 | 1,123 | 449 | 387 | 135 | 20 | 1,645 | 26 | 624 |
| 21 | Remainder of County..... | 106 | 66 | 6,259 | 5,505 | 374 | 161 | 131 | 113 | 20 | 1,613 | 15 | 282 |
| 22 | Polk County..... | 450 | 328 | 35,650 | 32,928 | 3,248 | 1,331 | 1,137 | 445 | 76 | 7,508 | 83 | 3,119 |
| 23 | Crookston..... | 135 | 109 | 13,767 | 13,003 | 1,514 | 602 | 519 | 131 | 21 | 2,302 | 18 | 896 |
| 24 | East Grand Forks..... | 61 | 49 | 7,493 | 7,199 | 773 | 309 | 267 | 57 | 7 | 1,664 | 14 | 1,250 |
| 25 | Remainder of County..... | 254 | 170 | 14,390 | 12,726 | 961 | 420 | 351 | 257 | 48 | 3,522 | 51 | 973 |
| 26 | Pope County..... | 154 | 102 | 8,000 | 7,432 | 555 | 284 | 219 | 184 | 30 | 1,845 | 30 | 573 |
| 27 | Glenwood..... | 59 | 45 | 4,038 | 3,930 | 321 | 167 | 123 | 78 | 7 | 877 | 12 | 273 |
| 28 | Remainder of County..... | 95 | 57 | 3,962 | 3,502 | 234 | 117 | 96 | 106 | 23 | 968 | 18 | 300 |
| 29 | Ramsey County..... | 3,483 | 2,351 | 464,016 | 440,068 | 60,281 | 23,532 | 17,654 | 3,509 | 830 | 105,755 | 684 | 32,372 |
| 30 | Falcon Heights..... | 16 | 10 | 1,883 | 1,697 | 185 | 89 | 41 | 12 | 5 | 911 | 2 | (D) |
| 31 | North St. Paul..... | 39 | 25 | 3,834 | 3,576 | 385 | 163 | 97 | 40 | 14 | 1,312 | 5 | 422 |
| 32 | Roseville..... | 33 | 23 | 3,039 | 2,841 | 268 | 181 | 125 | 31 | 8 | 1,558 | 9 | 299 |
| 33 | St. Paul..... | 3,183 | 2,153 | 441,032 | 419,112 | 57,986 | 22,534 | 17,017 | 3,192 | 759 | 96,958 | 618 | 30,216 |
| 34 | White Bear Lake..... | 99 | 59 | 6,503 | 5,551 | 737 | 244 | 167 | 102 | 20 | 2,152 | 15 | 494 |
| 35 | Remainder of County..... | 113 | 81 | 7,725 | 7,291 | 720 | 321 | 207 | 132 | 24 | 2,864 | 35 | (D) |
| 36 | Red Lake County..... | 93 | 55 | 5,665 | 4,933 | 381 | 172 | 133 | 106 | 10 | 931 | 21 | 422 |
| 37 | Redwood County..... | 337 | 237 | 26,233 | 24,539 | 1,868 | 819 | 679 | 348 | 39 | 3,642 | 57 | 1,299 |
| 38 | Redwood Falls..... | 118 | 84 | 12,537 | 12,149 | 1,109 | 490 | 425 | 121 | 10 | 1,737 | 14 | 359 |
| 39 | Remainder of County..... | 219 | 153 | 13,696 | 12,440 | 759 | 329 | 254 | 227 | 29 | 1,905 | 43 | 940 |
| 40 | Renville County..... | 311 | 239 | 26,331 | 24,633 | 1,642 | 785 | 667 | 358 | 48 | 3,890 | 50 | 1,429 |
| 41 | Rice County..... | 379 | 269 | 30,209 | 28,089 | 2,824 | 1,247 | 985 | 398 | 69 | 6,135 | 64 | 2,093 |
| 42 | Faribault..... | 195 | 143 | 18,674 | 17,706 | 1,900 | 790 | 632 | 201 | 38 | 3,709 | 32 | 1,282 |
| 43 | Northfield..... | 112 | 82 | 7,840 | 7,346 | 717 | 363 | 274 | 117 | 20 | 1,837 | 18 | 415 |
| 44 | Remainder of County..... | 72 | 44 | 3,695 | 3,037 | 207 | 94 | 79 | 80 | 11 | 569 | 14 | 396 |
| 45 | Rock County..... | 146 | 104 | 12,971 | 12,187 | 1,055 | 435 | 343 | 141 | 20 | 1,694 | 21 | 561 |
| 46 | Luverne..... | 87 | 71 | 9,630 | 9,304 | 890 | 375 | 296 | 86 | 10 | 1,422 | 14 | 419 |
| 47 | Remainder of County..... | 59 | 33 | 3,341 | 2,883 | 165 | 60 | 47 | 55 | 10 | 272 | 7 | 142 |
| 48 | Roseau County..... | 132 | 114 | 10,697 | 10,271 | 818 | 374 | 326 | 140 | 23 | 1,924 | 23 | 633 |
| 49 | St. Louis County..... | 2,464 | 1,660 | 236,550 | 220,424 | 26,539 | 10,101 | 7,946 | 2,405 | 577 | 58,637 | 472 | 17,294 |
| 50 | Chisholm..... | 85 | 71 | 6,975 | 6,787 | 656 | 276 | 187 | 81 | 17 | 2,039 | 14 | 534 |
| 51 | Duluth..... | 1,269 | 851 | 139,106 | 131,048 | 17,156 | 6,333 | 5,042 | 1,200 | 328 | 31,655 | 215 | 9,732 |
| 52 | Ely..... | 103 | 81 | 8,251 | 7,825 | 668 | 287 | 217 | 108 | 15 | 2,390 | 30 | 723 |
| 53 | Eveleth..... | 80 | 62 | 6,614 | 5,966 | 557 | 211 | 163 | 78 | 21 | 1,806 | 16 | 588 |
| 54 | Hibbing..... | 227 | 155 | 25,913 | 24,401 | 3,027 | 1,052 | 867 | 225 | 51 | 6,972 | 40 | 1,375 |
| 55 | Proctor..... | 39 | 25 | 2,229 | 1,913 | 158 | 78 | 51 | 50 | 10 | 669 | 5 | 106 |
| 56 | Virginia..... | 231 | 173 | 24,573 | 23,073 | 2,711 | 1,054 | 817 | 226 | 41 | 6,241 | 39 | 1,502 |
| 57 | Remainder of County..... | 430 | 242 | 22,889 | 19,411 | 1,606 | 810 | 602 | 436 | 94 | 6,665 | 113 | 2,734 |
| 58 | Scott County..... | 248 | 180 | 17,838 | 16,518 | 1,189 | 590 | 435 | 254 | 41 | 2,777 | 54 | 1,686 |
| 59 | Shakopee..... | 69 | 57 | 7,419 | 7,275 | 565 | 258 | 185 | 64 | 9 | 1,069 | 22 | 798 |
| 60 | Remainder of County..... | 179 | 123 | 10,419 | 9,243 | 624 | 332 | 250 | 190 | 32 | 1,708 | 32 | 888 |
| 61 | Sherburne County..... | 105 | 73 | 8,394 | 7,558 | 635 | 272 | 203 | 111 | 15 | 1,414 | 19 | 481 |
| 62 | St. Cloud (part) ¹ | 12 | 4 | 352 | 196 | 22 | 11 | 5 | 11 | 3 | 81 | 1 | (D) |
| 63 | Remainder of County..... | 93 | 69 | 8,062 | 7,362 | 613 | 261 | 195 | 100 | 12 | 1,333 | 18 | (D) |
| 64 | Sibley County..... | 197 | 139 | 14,287 | 12,799 | 1,091 | 505 | 417 | 215 | 27 | 1,910 | 41 | 1,279 |
| 65 | Stearns County..... | 819 | 569 | 70,496 | 65,246 | 7,238 | 2,993 | 2,354 | 816 | 121 | 10,760 | 163 | 4,889 |
| 66 | St. Cloud (part) ² | 299 | 217 | 39,625 | 38,001 | 5,084 | 2,022 | 1,534 | 276 | 38 | 4,885 | 63 | 2,146 |
| 67 | Sauk Centre..... | 74 | 64 | 6,510 | 6,340 | 550 | 230 | 200 | 80 | 11 | 878 | 15 | 425 |
| 68 | Remainder of County..... | 446 | 288 | 24,361 | 20,905 | 1,604 | 741 | 620 | 460 | 72 | 5,047 | 85 | 2,318 |
| 69 | Steele County..... | 300 | 208 | 25,903 | 23,503 | 2,270 | 989 | 808 | 323 | 46 | 4,871 | 37 | 1,499 |
| 70 | Owatonna..... | 159 | 131 | 16,842 | 15,692 | 1,618 | 675 | 537 | 166 | 21 | 2,529 | 20 | 810 |
| 71 | Remainder of County..... | 141 | 77 | 9,061 | 7,811 | 652 | 314 | 271 | 157 | 25 | 2,342 | 17 | 689 |

Standard Notes: (D) Withheld to avoid disclosure. (NA) Not available. XXX Not applicable. (Z) Less than \$500. ... Represents zero.
¹St. Cloud is in Benton, Sherburne and Stearns counties.

CITIES OF 2,500 INHABITANTS OR MORE — Continued

Kind-of-Business Group — Establishments and Sales

| Kind-of-business group—Continued | | | | | | | | | | | | | | | | | | Line No. |
|----------------------------------|-----------------|-----------------------------|-----------------|--|-----------------|----------------------|-----------------|---------------------------|-----------------|---|-----------------|---------------------------------|-----------------|-------------------------|-----------------|-------------------------|-----------------|----------|
| General merchandise group | | Apparel, accessories stores | | Furniture, home furnishings, appliance dealers | | Automotive group | | Gasoline service stations | | Lumber, bldg. mats., hardware, farm equipment dealers | | Drug stores, proprietary stores | | Other retail stores | | Nonstore retailers | | |
| Establishments (Number) | Sales (\$1,000) | Establishments (Number) | Sales (\$1,000) | Establishments (Number) | Sales (\$1,000) | Establishments (No.) | Sales (\$1,000) | Establishments (Number) | Sales (\$1,000) | Establishments (Number) | Sales (\$1,000) | Establishments (No.) | Sales (\$1,000) | Establishments (Number) | Sales (\$1,000) | Establishments (Number) | Sales (\$1,000) | |
| 12 | 800 | 8 | 280 | 8 | 633 | 14 | 1,695 | 21 | 1,026 | 29 | 2,661 | 10 | 578 | 20 | 1,122 | 11 | 224 | 1 |
| 1 | (D) | ••• | ••• | ••• | ••• | 3 | (D) | 4 | 335 | 2 | (D) | 1 | (D) | ••• | ••• | 4 | ••• | 2 |
| 5 | 538 | 5 | 253 | 8 | 633 | 10 | 1,292 | 9 | 491 | 17 | 1,893 | 5 | 296 | 15 | 755 | 7 | 192 | 3 |
| 6 | (D) | 3 | 27 | ••• | ••• | 1 | (D) | 8 | 200 | 10 | (D) | 4 | (D) | 5 | 367 | ••• | ••• | 4 |
| 15 | 2,183 | 14 | 1,653 | 9 | 644 | 16 | 4,877 | 38 | 2,257 | 51 | 5,964 | 5 | 426 | 49 | 6,718 | 15 | 189 | 5 |
| 6 | 1,831 | 13 | (D) | 7 | (D) | 12 | 4,409 | 13 | 1,352 | 17 | 3,337 | 3 | (D) | 26 | 1,996 | 9 | 157 | 6 |
| 9 | 352 | 1 | (D) | 2 | (D) | 4 | 468 | 25 | 925 | 34 | 2,627 | 2 | (D) | 23 | 4,720 | 6 | 32 | 7 |
| 13 | 807 | 5 | 208 | 2 | (D) | 7 | 1,910 | 20 | 631 | 36 | 2,699 | 4 | 181 | 18 | 1,259 | 3 | (D) | 8 |
| 19 | 8,545 | 48 | 5,632 | 43 | 4,458 | 27 | 11,791 | 66 | 3,929 | 47 | 6,445 | 12 | 3,088 | 100 | 7,863 | 18 | 415 | 9 |
| 9 | 8,015 | 44 | 5,598 | 35 | 4,086 | 23 | 11,515 | 49 | 3,482 | 24 | 4,111 | 10 | (D) | 90 | 5,999 | 16 | (D) | 10 |
| 10 | 530 | 4 | 34 | 8 | 372 | 4 | 276 | 17 | 447 | 23 | 2,334 | 2 | (D) | 10 | 1,873 | 2 | (D) | 11 |
| 26 | 2,406 | 33 | 2,614 | 21 | 1,719 | 31 | 6,245 | 57 | 3,166 | 88 | 6,523 | 18 | 1,180 | 81 | 6,494 | 14 | 611 | 12 |
| 5 | 1,675 | 21 | 2,044 | 12 | 1,221 | 12 | 4,286 | 16 | 1,461 | 20 | 2,153 | 6 | 570 | 31 | (D) | 11 | (D) | 13 |
| 21 | 731 | 12 | 570 | 9 | 498 | 19 | 1,959 | 41 | 1,705 | 68 | 4,370 | 12 | 610 | 50 | (D) | 3 | (D) | 14 |
| 8 | 1,708 | 10 | 820 | 9 | 912 | 10 | 3,221 | 13 | 722 | 14 | 2,119 | 4 | 553 | 17 | 1,851 | 3 | 9 | 15 |
| 7 | (D) | 10 | 820 | 9 | 912 | 10 | 3,221 | 10 | 627 | 14 | 2,119 | 4 | 553 | 14 | (D) | 3 | 9 | 16 |
| 1 | (D) | ••• | ••• | ••• | ••• | ••• | ••• | 3 | 95 | ••• | ••• | ••• | ••• | 3 | (D) | ••• | ••• | 17 |
| 18 | 633 | 4 | 232 | 8 | 321 | 17 | 2,045 | 30 | 1,338 | 31 | 3,253 | 4 | 256 | 21 | 2,005 | 4 | 104 | 18 |
| 9 | 1,388 | 12 | 509 | 8 | 637 | 20 | 4,400 | 29 | 1,037 | 39 | 4,679 | 5 | 286 | 23 | 1,603 | 24 | 315 | 19 |
| 5 | 1,129 | 10 | (D) | 7 | (D) | 14 | 3,754 | 16 | 639 | 18 | 2,614 | 3 | (D) | 12 | 1,054 | 13 | 189 | 20 |
| 4 | 259 | 2 | (D) | 1 | (D) | 6 | 646 | 13 | 398 | 21 | 2,065 | 2 | (D) | 11 | 749 | 11 | 129 | 21 |
| 25 | 2,291 | 24 | 1,144 | 17 | 1,551 | 27 | 5,253 | 58 | 3,646 | 76 | 6,669 | 8 | 838 | 37 | 3,360 | 19 | 271 | 22 |
| 5 | 998 | 12 | 695 | 13 | 1,193 | 10 | 2,820 | 17 | 1,192 | 19 | 2,518 | 3 | 443 | 11 | 609 | 6 | 101 | 23 |
| 3 | 101 | 3 | 162 | 2 | (D) | 4 | (D) | 7 | 838 | 1 | 933 | 1 | (D) | 6 | 1,189 | 7 | 144 | 24 |
| 17 | 1,192 | 9 | 287 | 2 | (D) | 13 | (D) | 34 | 1,616 | 50 | 3,218 | 4 | (D) | 20 | 1,562 | 6 | 26 | 25 |
| 12 | 609 | 8 | 335 | 1 | (D) | 10 | 1,485 | 22 | 435 | 23 | 1,742 | 3 | 208 | 13 | 729 | 2 | (D) | 26 |
| 5 | 322 | 4 | 293 | 1 | (D) | 3 | 902 | 10 | 207 | 7 | 821 | 2 | (D) | 8 | 158 | ••• | ••• | 27 |
| 7 | 287 | 4 | 42 | ••• | ••• | 7 | 583 | 12 | 228 | 16 | 921 | 1 | (D) | 5 | 571 | 2 | (D) | 28 |
| 78 | 60,695 | 220 | 32,242 | 178 | 23,724 | 108 | 66,815 | 422 | 26,483 | 166 | 24,588 | 117 | 16,342 | 450 | 34,513 | 230 | 40,487 | 29 |
| 1 | (D) | 1 | (D) | 3 | (D) | ••• | ••• | 1 | (D) | ••• | ••• | 1 | (D) | ••• | ••• | 2 | (D) | 30 |
| 3 | (D) | 2 | (D) | ••• | ••• | 1 | (D) | 7 | (D) | 4 | 434 | ••• | ••• | 3 | 481 | ••• | ••• | 31 |
| 3 | 262 | ••• | ••• | (D) | (D) | ••• | ••• | 3 | 171 | 3 | 81 | 2 | (D) | 1 | (D) | 4 | 28 | 32 |
| 66 | 60,011 | 207 | 31,430 | 164 | 22,943 | 101 | 66,074 | 387 | 24,177 | 140 | 20,855 | 110 | 15,456 | 421 | 32,645 | 210 | 40,267 | 33 |
| 4 | 191 | 7 | 291 | 9 | 316 | 4 | 413 | 6 | 613 | 10 | 1,062 | 3 | 237 | 13 | 604 | 8 | 130 | 34 |
| 1 | (D) | 3 | 131 | 2 | (D) | 2 | (D) | 18 | 1,252 | 9 | 1,756 | 1 | (D) | 12 | (D) | 6 | (D) | 35 |
| 4 | 224 | 4 | (D) | 2 | (D) | 3 | (D) | 13 | 433 | 19 | 1,768 | ••• | (D) | 13 | 929 | 4 | 34 | 36 |
| 22 | 2,348 | 17 | 840 | 11 | 706 | 26 | 4,616 | 36 | 1,516 | 61 | 6,401 | 10 | 524 | 41 | 4,206 | 17 | 135 | 37 |
| 12 | 1,843 | 9 | (D) | 2 | (D) | 13 | 3,218 | 15 | 574 | 13 | 1,818 | 3 | 286 | 15 | 1,701 | 12 | 72 | 38 |
| 10 | 505 | 8 | (D) | 9 | (D) | 13 | 1,398 | 21 | 942 | 48 | 4,523 | 7 | 238 | 26 | 2,505 | 5 | 63 | 39 |
| 13 | 1,064 | 11 | 435 | 16 | 521 | 23 | 5,047 | 39 | 2,050 | 68 | 7,281 | 9 | 463 | 23 | 4,074 | 11 | 77 | 40 |
| 14 | 2,488 | 23 | 1,776 | 20 | 1,195 | 22 | 5,985 | 42 | 2,513 | 63 | 4,725 | 9 | 849 | 40 | 2,146 | 13 | 304 | 41 |
| 6 | 2,036 | 14 | 987 | 11 | 812 | 14 | 4,306 | 23 | 1,666 | 19 | 2,178 | 5 | 507 | 21 | (D) | 12 | (D) | 42 |
| 4 | 315 | 9 | 789 | 6 | 317 | 4 | 1,241 | 10 | 651 | 25 | 1,475 | 3 | (D) | 12 | 439 | 1 | (D) | 43 |
| 4 | 137 | ••• | ••• | 3 | 66 | 4 | 437 | 9 | 196 | 19 | 1,072 | 1 | (D) | 7 | (D) | ••• | ••• | 44 |
| 9 | 1,357 | 5 | 506 | 9 | 476 | 11 | 2,190 | 20 | 1,024 | 22 | 2,415 | 3 | 163 | 17 | 2,417 | 9 | 168 | 45 |
| 4 | 1,174 | 5 | 506 | 7 | (D) | 9 | (D) | 10 | 597 | 9 | 1,481 | 3 | 163 | 9 | 1,172 | 7 | (D) | 46 |
| 5 | 183 | ••• | ••• | 2 | (D) | 2 | (D) | 10 | 427 | 13 | 934 | ••• | ••• | 8 | 1,245 | 2 | (D) | 47 |
| 10 | 720 | 8 | 441 | 5 | 240 | 10 | 1,335 | 13 | 672 | 23 | 3,717 | 4 | 240 | 12 | (D) | 1 | (D) | 48 |
| 120 | 28,126 | 184 | 17,110 | 118 | 11,665 | 122 | 40,438 | 273 | 14,023 | 122 | 13,501 | 48 | 6,574 | 330 | 20,617 | 98 | 8,565 | 49 |
| 3 | 218 | 8 | 273 | 5 | 693 | 5 | 1,499 | 8 | 495 | 6 | 615 | 2 | (D) | 17 | (D) | ••• | ••• | 50 |
| 34 | 18,222 | 112 | 11,397 | 69 | 7,039 | 55 | 21,502 | 142 | 8,300 | 49 | 4,775 | 26 | 4,294 | 170 | 14,170 | 69 | 8,020 | 51 |
| 8 | 687 | 7 | 365 | 4 | 144 | 6 | 1,712 | 4 | 306 | 7 | 984 | 2 | (D) | 14 | (D) | 6 | 64 | 52 |
| 4 | 364 | 4 | 301 | 5 | 440 | 6 | 1,649 | 7 | 244 | 4 | 483 | 2 | (D) | 11 | (D) | ••• | ••• | 53 |
| 10 | 2,978 | 21 | 1,831 | 10 | 1,495 | 18 | 6,111 | 20 | 879 | 16 | 1,895 | 4 | 594 | 31 | 1,643 | 6 | 140 | 54 |
| ••• | ••• | 3 | 42 | 2 | (D) | 1 | (D) | 7 | 238 | 4 | 335 | 1 | (D) | 6 | 345 | ••• | ••• | 55 |
| 6 | 2,193 | 24 | 2,776 | 10 | 1,531 | 20 | 4,896 | 30 | 1,622 | 17 | 1,913 | 3 | 605 | 34 | 1,218 | 7 | 76 | 56 |
| 55 | 3,464 | 5 | 125 | 13 | (D) | 11 | (D) | 55 | 1,939 | 19 | 2,501 | 8 | 465 | 47 | 1,542 | 10 | 265 | 57 |
| 13 | 845 | 6 | (D) | 17 | 382 | 17 | 3,237 | 32 | 1,155 | 31 | 2,380 | 7 | 310 | 25 | 2,359 | 5 | (D) | 58 |
| 2 | (D) | 2 | (D) | 4 | 139 | 5 | 1,591 | 8 | 358 | 5 | 499 | 4 | 246 | 5 | 95 | 3 | (D) | 59 |
| 11 | (D) | 4 | 158 | 13 | 243 | 12 | 1,646 | 24 | 797 | 26 | 1,881 | 3 | 64 | 20 | 2,260 | 2 | (D) | 60 |
| 5 | 127 | 2 | (D) | 1 | (D) | 7 | 1,921 | 18 | 1,009 | 14 | 1,534 | 3 | 195 | 17 | 1,356 | 4 | 48 | 61 |
| ••• | ••• | 1 | (D) | ••• | ••• | ••• | ••• | 2 | (D) | ••• | ••• | ••• | ••• | 3 | (D) | 2 | (D) | 62 |
| 5 | 127 | 1 | (D) | 1 | (D) | 7 | 1,921 | 16 | (D) | 14 | 1,534 | 3 | 195 | 14 | (D) | 2 | (D) | 63 |
| 10 | 1,195 | 3 | 105 | 3 | 161 | 15 | 2,808 | 20 | 738 | 41 | 4,031 | 8 | 365 | 15 | 1,551 | 14 | 144 | 64 |
| 48 | 10,019 | 42 | 3,517 | 29 | 2,287 | 65 | 13,964 | 91 | 3,791 | 102 | 11,443 | 26 | 2,414 | 99 | 6,837 | 32 | 575 | 65 |
| 9 | 7,293 | 25 | 2,971 | 22 | 1,831 | 26 | 9,626 | 32 | 1,876 | 18 | 4,660 | 6 | 1,712 | 40 | 2,293 | 20 | 382 | 66 |
| 3 | (D) | 5 | 286 | 2 | (D) | 8 | 1,083 | 11 | 440 | 9 | 1,263 | 2 | (D) | 8 | 1,312 | ••• | ••• | 67 |
| 36 | (D) | 12 | 260 | 5 | (D) | 32 | 3,255 | 48 | 1,475 | 75 | 5,500 | 18 | (D) | 51 | 3,232 | 12 | 193 | 68 |
| 11 | 1,583 | 11 | 806 | 13 | 868 | 21 | 5,051 | 53 | 2,886 | 44 | 4,453 | 7 | 610 | 46 | 3,141 | 11 | 135 | 69 |
| 7 | 1,466 | 10 | (D) | 9 | 578 | 14 | 3,976 | 22 | 1,811 | 20 | 2,773 | 4 | (D) | 29 | 1,613 | 3 | 59 | 70 |
| 4 | 117 | 1 | (D) | 4 | 290 | 7 | 1,075 | 31 | 1,075 | 24 | 1,680 | 3 | (D) | 17 | 1,523 | 8 | 76 | 71 |

RETAIL TRADE—AREA STATISTICS

Table 102. RETAIL TRADE: 1954 — COUNTIES;

Total Retail — Establishments, Sales, Payroll, and Personnel;

| Line No. | County and city | Total | | | | | | | Kind-of-business group | | | | |
|----------|---|----------------|-----------------------|-------------------------------------|---------------------------------------|--------------------------------|--|------------------------|---|-------------------------|-----------------|-------------------------|-----------------|
| | | Establishments | | Sales | | Payroll, entire year (\$1,000) | Paid employees, workweek ended nearest Nov. 15 | | Proprietors (unincorporated businesses only) (Number) | Food stores | | Eating, drinking places | |
| | | Total (Number) | With payroll (Number) | Total, all establishments (\$1,000) | Establishments with payroll (\$1,000) | | Total (Number) | Full workweek (Number) | | Establishments (Number) | Sales (\$1,000) | Establishments (Number) | Sales (\$1,000) |
| 1 | Stevens County..... | 152 | 116 | 11,631 | 10,977 | 971 | 434 | 367 | 150 | 21 | 1,943 | 33 | 743 |
| 2 | Morris..... | 84 | 70 | 7,578 | 7,386 | 712 | 314 | 264 | 86 | 14 | 1,233 | 13 | 400 |
| 3 | Remainder of County..... | 68 | 46 | 4,053 | 3,591 | 259 | 120 | 103 | 64 | 7 | 710 | 20 | 343 |
| 4 | Swift County..... | 233 | 179 | 18,455 | 17,547 | 1,382 | 676 | 550 | 241 | 32 | 2,927 | 43 | 865 |
| 5 | Benson..... | 88 | 72 | 7,759 | 7,589 | 617 | 276 | 221 | 92 | 10 | 1,425 | 15 | 278 |
| 6 | Remainder of County..... | 145 | 107 | 10,696 | 9,958 | 765 | 400 | 329 | 149 | 22 | 1,502 | 28 | 587 |
| 7 | Todd County..... | 281 | 185 | 17,641 | 15,381 | 1,228 | 595 | 490 | 302 | 59 | 3,512 | 55 | 1,216 |
| 8 | Staples..... | 69 | 49 | 4,494 | 4,134 | 353 | 180 | 148 | 74 | 10 | 1,139 | 14 | 348 |
| 9 | Remainder of County..... | 212 | 136 | 13,147 | 11,247 | 875 | 415 | 342 | 228 | 49 | 2,373 | 41 | 868 |
| 10 | Traverse County..... | 118 | 84 | 9,243 | 8,513 | 605 | 312 | 234 | 131 | 22 | 1,449 | 18 | 456 |
| 11 | Wabasha County..... | 266 | 186 | 16,578 | 15,434 | 1,257 | 559 | 425 | 270 | 47 | 3,425 | 51 | 1,280 |
| 12 | Lake City..... | 75 | 65 | 5,438 | 5,376 | 543 | 241 | 180 | 71 | 11 | 987 | 15 | 484 |
| 13 | Remainder of County..... | 191 | 121 | 11,140 | 10,058 | 714 | 318 | 245 | 199 | 36 | 2,438 | 36 | 796 |
| 14 | Wadena County..... | 202 | 142 | 17,291 | 15,657 | 1,454 | 597 | 494 | 208 | 33 | 2,410 | 33 | 960 |
| 15 | Wadena..... | 103 | 81 | 11,853 | 11,397 | 1,123 | 441 | 371 | 111 | 21 | 1,899 | 19 | 561 |
| 16 | Remainder of County..... | 99 | 61 | 5,438 | 4,260 | 331 | 156 | 123 | 97 | 12 | 511 | 14 | 399 |
| 17 | Waseca County..... | 188 | 140 | 15,674 | 14,374 | 1,254 | 577 | 465 | 212 | 27 | 2,787 | 38 | 1,188 |
| 18 | Waseca..... | 105 | 77 | 9,857 | 9,355 | 921 | 403 | 336 | 117 | 10 | 1,409 | 20 | 732 |
| 19 | Remainder of County..... | 83 | 63 | 5,817 | 5,009 | 333 | 174 | 129 | 95 | 17 | 1,378 | 18 | 456 |
| 20 | Washington County..... | 406 | 270 | 30,009 | 27,349 | 2,736 | 1,104 | 777 | 425 | 79 | 7,721 | 91 | 3,005 |
| 21 | Bayport..... | 16 | 14 | 942 | (D) | (D) | (D) | (D) | (D) | 5 | 420 | 4 | 212 |
| 22 | Hastings (part) ⁴ | 5 | 1 | 102 | (D) | (D) | (D) | (D) | (D) | 2 | (D) | ... | ... |
| 23 | Stillwater..... | 135 | 97 | 14,550 | 13,662 | 1,450 | 527 | 408 | 133 | 31 | 3,889 | 19 | 728 |
| 24 | Remainder of County..... | 250 | 158 | 14,415 | 12,733 | 1,212 | 525 | 338 | 268 | 41 | (D) | 68 | 2,065 |
| 25 | Watsonwan County..... | 236 | 154 | 15,909 | 14,283 | 1,207 | 514 | 409 | 259 | 28 | 2,985 | 35 | 855 |
| 26 | St. James..... | 101 | 71 | 7,554 | 7,014 | 641 | 266 | 207 | 111 | 12 | 1,534 | 15 | 343 |
| 27 | Remainder of County..... | 135 | 83 | 8,355 | 7,269 | 566 | 248 | 202 | 148 | 16 | 1,451 | 20 | 512 |
| 28 | Wilkin County..... | 118 | 86 | 8,753 | 8,289 | 642 | 308 | 246 | 125 | 23 | 2,006 | 21 | 807 |
| 29 | Breckenridge..... | 60 | 50 | 5,199 | 5,091 | 461 | 229 | 178 | 64 | 13 | 1,591 | 13 | 681 |
| 30 | Remainder of County..... | 58 | 36 | 3,554 | 3,198 | 181 | 79 | 68 | 61 | 10 | 415 | 8 | 126 |
| 31 | Winona County..... | 489 | 309 | 38,903 | 35,437 | 4,022 | 1,790 | 1,367 | 524 | 86 | 7,445 | 127 | 3,641 |
| 32 | Winona..... | 341 | 235 | 31,305 | 29,319 | 3,463 | 1,542 | 1,175 | 352 | 51 | 5,710 | 81 | 2,599 |
| 33 | Remainder of County..... | 148 | 74 | 7,598 | 6,118 | 559 | 248 | 192 | 172 | 35 | 1,735 | 46 | 1,092 |
| 34 | Wright County..... | 435 | 277 | 26,019 | 22,957 | 1,820 | 862 | 679 | 468 | 72 | 5,135 | 90 | 1,930 |
| 35 | Yellow Medicine County..... | 221 | 167 | 14,643 | 13,483 | 1,072 | 514 | 425 | 234 | 43 | 3,074 | 34 | 1,117 |
| 36 | Granite Falls (part) ³ | 48 | 44 | 4,058 | 3,968 | 326 | 161 | 128 | 60 | 8 | 934 | 11 | 251 |
| 37 | Remainder of County..... | 173 | 123 | 10,585 | 9,515 | 746 | 353 | 297 | 174 | 35 | 2,140 | 23 | 866 |

Standard Notes: (D) Withheld to avoid disclosure. (NA) Not available. XXX Not applicable. (Z) Less than \$500. ... Represents zero.
³Granite Falls is in Chippewa and Yellow Medicine counties. ⁴Hastings is in Dakota and Washington counties.

CITIES OF 2,500 INHABITANTS OR MORE — Continued

Kind-of-Business Group — Establishments and Sales

| Kind-of-business group—Continued | | | | | | | | | | | | | | | | | | Line No. | |
|--------------------------------------|--------------------|--------------------------------------|--------------------|--|--------------------|-----------------------------------|--------------------|--------------------------------------|--------------------|--|--------------------|-----------------------------------|--------------------|--------------------------------------|--------------------|--------------------------------------|--------------------|----------|----|
| General merchandise group | | Apparel, accessories stores | | Furniture, home furnishings, appliance dealers | | Automotive group | | Gasoline service stations | | Lumber, bldg. matls., hardware, farm equipment dealers | | Drug stores, proprietary stores | | Other retail stores | | Nonstore retailers | | | |
| Estab- lish- ments (Number) | Sales (\$1,000) | Estab- lish- ments (Number) | Sales (\$1,000) | Estab- lish- ments (Number) | Sales (\$1,000) | Estab- lish- ments (No.) | Sales (\$1,000) | Estab- lish- ments (Number) | Sales (\$1,000) | Estab- lish- ments (Number) | Sales (\$1,000) | Estab- lish- ments (No.) | Sales (\$1,000) | Estab- lish- ments (Number) | Sales (\$1,000) | Estab- lish- ments (Number) | Sales (\$1,000) | | |
| 12 | 1,065 | 7 | 444 | 8 | 456 | 9 | 2,524 | 12 | 563 | 32 | 2,566 | 3 | 243 | 11 | 1,056 | 4 | 28 | 1 | |
| 4 | 649 | 7 | 444 | 5 | 391 | 6 | 1,834 | 6 | 314 | 20 | 1,748 | 2 | (D) | 5 | 370 | 2 | (D) | 2 | |
| 8 | 416 | ... | ... | 3 | 65 | 3 | 690 | 6 | 249 | 12 | 818 | 1 | (D) | 6 | 686 | 2 | (D) | 3 | |
| 12 | 1,258 | 13 | 459 | 7 | 399 | 16 | 3,124 | 34 | 1,603 | 41 | 4,481 | 5 | (D) | 29 | 3,030 | 1 | (D) | 4 | |
| 3 | (D) | 9 | 382 | 5 | (D) | 7 | 1,505 | 12 | 630 | 9 | 1,329 | 3 | 161 | 14 | 1,321 | 1 | (D) | 5 | |
| 9 | (D) | 4 | 77 | 2 | (D) | 9 | 1,619 | 22 | 973 | 32 | 3,152 | 2 | (D) | 15 | 1,709 | ... | ... | 6 | |
| 10 | 1,037 | 12 | 585 | 6 | 276 | 19 | 3,080 | 29 | 1,292 | 41 | 2,976 | 11 | 404 | 31 | 3,203 | 8 | 60 | 7 | |
| 2 | (D) | 5 | 248 | 3 | 139 | 5 | 1,003 | 8 | 355 | 8 | 596 | 2 | (D) | 10 | 360 | 2 | (D) | 8 | |
| 8 | (D) | 7 | 337 | 3 | 137 | 14 | 2,077 | 21 | 937 | 33 | 2,380 | 9 | (D) | 21 | 2,843 | 6 | (D) | 9 | |
| 5 | 668 | 9 | 264 | 4 | 144 | 7 | 994 | 18 | 679 | 19 | 2,757 | 3 | 177 | 12 | 1,655 | ... | ... | 10 | |
| 14 | 702 | 17 | 697 | 7 | 201 | 14 | 2,589 | 19 | 628 | 48 | 4,492 | 3 | 291 | 36 | 2,213 | 10 | 60 | 11 | |
| 3 | 185 | 7 | 337 | 4 | 135 | 5 | 1,464 | 11 | 359 | 6 | 763 | 1 | (D) | 10 | 580 | 2 | (D) | 12 | |
| 11 | 517 | 10 | 360 | 3 | 66 | 9 | 1,125 | 8 | 269 | 42 | 3,729 | 2 | (D) | 26 | 1,633 | 8 | (D) | 13 | |
| 23 | 1,734 | 9 | 415 | 7 | 356 | 23 | 3,867 | 25 | 826 | 17 | 3,798 | 4 | 280 | 24 | 2,547 | 4 | 98 | 14 | |
| 6 | 1,059 | 6 | 380 | 2 | (D) | 9 | 3,074 | 13 | 442 | 8 | 2,739 | 2 | (D) | 15 | 1,253 | 2 | (D) | 15 | |
| 17 | 675 | 3 | 35 | 5 | (D) | 14 | 793 | 12 | 384 | 9 | 1,059 | 2 | (D) | 9 | 1,294 | 2 | (D) | 16 | |
| 9 | 1,106 | 13 | 509 | 11 | 498 | 5 | 2,334 | 19 | 1,215 | 38 | 4,510 | 4 | 330 | 19 | 1,127 | 5 | 70 | 17 | |
| 6 | (D) | 9 | 368 | 7 | 292 | 4 | (D) | 10 | 682 | 21 | 2,659 | 3 | (D) | 11 | 566 | 4 | (D) | 18 | |
| 3 | (D) | 4 | 141 | 4 | 206 | 1 | (D) | 9 | 533 | 17 | 1,851 | 1 | (D) | 8 | 561 | 1 | (D) | 19 | |
| 15 | 1,347 | 11 | 552 | 19 | 738 | 22 | 5,340 | 45 | 2,581 | 42 | 5,091 | 8 | 836 | 60 | 2,181 | 14 | 617 | 20 | |
| ... | ... | ... | ... | ... | ... | 2 | (D) | 1 | (D) | 1 | (D) | 1 | (D) | ... | ... | 2 | (D) | 21 | |
| ... | ... | ... | ... | ... | ... | ... | ... | ... | ... | ... | ... | ... | ... | ... | ... | ... | ... | ... | 22 |
| 4 | 769 | 9 | (D) | 6 | 486 | 12 | 3,063 | 14 | 875 | 11 | 2,185 | 3 | 503 | 21 | 1,058 | 5 | (D) | 23 | |
| 11 | 578 | 2 | (D) | 12 | (D) | 8 | (D) | 30 | (D) | 30 | (D) | 4 | (D) | 37 | (D) | 7 | 61 | 24 | |
| 14 | 1,150 | 10 | 332 | 10 | 574 | 15 | 2,128 | 40 | 1,149 | 44 | 4,491 | 6 | 425 | 22 | 1,726 | 12 | 94 | 25 | |
| 5 | 629 | 5 | 119 | 5 | 230 | 10 | 1,007 | 14 | 525 | 15 | 2,247 | 3 | 286 | 11 | 584 | 6 | 50 | 26 | |
| 9 | 521 | 5 | 213 | 5 | 344 | 5 | 1,121 | 26 | 624 | 29 | 2,244 | 3 | 139 | 11 | 1,142 | 6 | 44 | 27 | |
| 2 | (D) | 7 | 227 | 5 | 257 | 6 | 1,182 | 16 | 754 | 26 | 2,194 | 3 | 261 | 7 | 776 | 2 | (D) | 28 | |
| 1 | (D) | 6 | (D) | 5 | 257 | 2 | (D) | 5 | 462 | 9 | 880 | 2 | (D) | 2 | (D) | 2 | (D) | 29 | |
| 1 | (D) | 1 | (D) | ... | ... | 4 | (D) | 11 | 292 | 17 | 1,314 | 1 | (D) | 5 | (D) | ... | ... | 30 | |
| 24 | 4,229 | 25 | 2,141 | 32 | 1,683 | 31 | 8,331 | 37 | 1,609 | 38 | 4,409 | 8 | 959 | 59 | 4,021 | 22 | 375 | 31 | |
| 12 | 3,838 | 23 | (D) | 26 | 1,476 | 27 | 7,074 | 28 | 1,308 | 18 | 2,641 | 6 | (D) | 50 | 3,426 | 19 | 319 | 32 | |
| 12 | 391 | 2 | (D) | 6 | 207 | 4 | 1,267 | 9 | 301 | 20 | 1,768 | 2 | (D) | 9 | 595 | 3 | 56 | 33 | |
| 24 | 1,388 | 8 | 492 | 20 | 812 | 23 | 5,195 | 44 | 1,528 | 69 | 5,243 | 10 | 520 | 47 | 3,150 | 28 | 626 | 34 | |
| 13 | 559 | 13 | 784 | 7 | 211 | 10 | 2,289 | 22 | 939 | 48 | 4,119 | 8 | (D) | 21 | 1,161 | 2 | (D) | 35 | |
| 2 | (D) | 2 | (D) | 3 | 76 | 3 | 1,166 | 6 | 207 | 7 | 707 | 1 | (D) | 5 | 350 | ... | ... | 36 | |
| 11 | (D) | 11 | (D) | 4 | 135 | 7 | 1,123 | 16 | 732 | 41 | 3,412 | 7 | 363 | 16 | 811 | 2 | (D) | 37 | |

RETAIL TRADE—AREA STATISTICS

Table 102A. RETAIL TRADE: 1948¹— COUNTIES, CITIES OF 2,500 INHABITANTS OR MORE

Establishments and Sales

| County and city | Establishments, 1948 (Number) | Sales, 1948 (\$1,000) | County and city | Establishments, 1948 (Number) | Sales, 1948 (\$1,000) | County and city | Establishments, 1948 (Number) | Sales, 1948 (\$1,000) |
|-------------------------------------|----------------------------------|--------------------------|-------------------------------|----------------------------------|--------------------------|-------------------------------------|----------------------------------|--------------------------|
| Minnesota, total..... | 34,088 | 2,866,535 | Isanti County..... | 135 | 8,039 | Ramsey County..... | 3,098 | 413,317 |
| Aitkin County..... | 197 | 8,453 | Cambridge..... | 48 | 4,955 | North St. Paul..... | 33 | 2,633 |
| Anoka County..... | 232 | 13,282 | Remainder of County..... | 87 | 3,084 | Roseville..... | ... | ... |
| Anoka..... | 95 | 7,037 | Itasca County..... | 427 | 26,574 | St. Paul..... | 2,843 | 398,067 |
| Columbia Heights..... | 47 | 3,192 | Grand Rapids..... | 121 | 12,425 | White Bear Lake..... | 60 | 4,960 |
| Remainder of County..... | 90 | 3,053 | Remainder of County..... | 306 | 14,149 | Remainder of County..... | 162 | 7,657 |
| Becker County..... | 278 | 16,009 | Jackson County..... | 210 | 13,795 | Red Lake County..... | 95 | 5,014 |
| Detroit Lakes..... | 133 | 11,400 | Jackson..... | 89 | 7,513 | Redwood County..... | 327 | 20,371 |
| Remainder of County..... | 145 | 4,609 | Remainder of County..... | 121 | 6,282 | Redwood Falls..... | 89 | 8,728 |
| Beltrami County..... | 297 | 20,042 | Kanabec County..... | 119 | 6,171 | Remainder of County..... | 238 | 11,643 |
| Bemidji..... | 178 | 16,184 | Kandiyohi County..... | 325 | 27,194 | Renville County..... | 315 | 19,896 |
| Remainder of County..... | 119 | 3,858 | Willmar..... | 169 | 18,169 | Rice County..... | 385 | 27,309 |
| Benton County..... | 197 | 12,324 | Remainder of County..... | 156 | 9,025 | Paribault..... | 180 | 15,982 |
| St. Cloud (part) ² | 59 | 5,193 | Kittson County..... | 125 | 7,406 | Northfield..... | 105 | 6,717 |
| Sauk Rapids..... | 44 | 2,630 | Koochiching County..... | 245 | 13,734 | Remainder of County..... | 100 | 4,610 |
| Remainder of County..... | 94 | 4,501 | International Falls..... | 125 | 9,562 | Rock County..... | 150 | 11,062 |
| Big Stone County..... | 173 | 10,616 | Remainder of County..... | 120 | 4,172 | Luverne..... | 89 | 7,973 |
| Ortonville..... | 74 | 5,610 | Lac qui Parle County..... | 209 | 11,878 | Remainder of County..... | 61 | 3,089 |
| Remainder of County..... | 99 | 5,006 | Lake County..... | 106 | 5,816 | Roseau County..... | 151 | 10,051 |
| Blue Earth County..... | 496 | 48,869 | Two Harbors..... | 71 | 5,172 | St. Louis County..... | 2,493 | 197,781 |
| Mankato..... | 305 | 38,862 | Remainder of County..... | 35 | 644 | Chisholm..... | 110 | 6,207 |
| Remainder of County..... | 191 | 10,007 | Lake of the Woods County..... | 62 | 3,324 | Duluth..... | 1,205 | 120,439 |
| Brown County..... | 360 | 25,978 | Le Sueur County..... | 292 | 16,038 | Ely..... | 108 | 5,770 |
| New Ulm..... | 152 | 13,501 | Le Sueur..... | 62 | 4,492 | Eveleth..... | 105 | 5,890 |
| Sleepy Eye..... | 65 | 5,107 | Remainder of County..... | 230 | 11,546 | Hibbing..... | 212 | 21,582 |
| Springfield..... | 69 | 4,723 | Lincoln County..... | 156 | 8,078 | Proctor..... | 42 | 2,020 |
| Remainder of County..... | 74 | 2,647 | Lyon County..... | 369 | 27,225 | Virginia..... | 219 | 17,626 |
| Carlton County..... | 284 | 17,135 | Marshall..... | 120 | 11,703 | Remainder of County..... | 492 | 18,247 |
| Cloquet..... | 112 | 9,358 | Tracy..... | 82 | 5,923 | Scott County..... | 266 | 12,086 |
| Remainder of County..... | 172 | 7,777 | Remainder of County..... | 167 | 9,599 | Shakopee..... | 60 | 3,986 |
| Carver County..... | 271 | 13,660 | McLeod County..... | 319 | 22,341 | Remainder of County..... | 206 | 8,100 |
| Cass County..... | 295 | 10,516 | Glencoe..... | 76 | 5,839 | Sherburne County..... | 117 | 5,542 |
| Chippewa County..... | 236 | 18,598 | Hutchinson..... | 96 | 8,701 | St. Cloud (part) ² | 2 | 40 |
| Montevideo..... | 132 | 12,982 | Remainder of County..... | 147 | 7,801 | Remainder of County..... | 115 | 5,502 |
| Remainder of County..... | 104 | 5,616 | Mahnomen County..... | 83 | 4,046 | Sibley County..... | 195 | 11,058 |
| Chisago County..... | 197 | 8,624 | Marshall County..... | 205 | 10,531 | Stearns County..... | 793 | 63,722 |
| Clay County..... | 325 | 30,233 | Martin County..... | 344 | 24,715 | St. Cloud (part) ² | 255 | 35,149 |
| Moorhead..... | 140 | 20,965 | Fairmont..... | 158 | 16,687 | Sauk Centre..... | 76 | 5,856 |
| Remainder of County..... | 185 | 9,268 | Remainder of County..... | 186 | 8,028 | Remainder of County..... | 462 | 22,717 |
| Clearwater County..... | 130 | 6,851 | Meeker County..... | 240 | 15,531 | Steele County..... | 259 | 22,008 |
| Cook County..... | 49 | 2,379 | Litchfield..... | 89 | 7,882 | Owatonna..... | 155 | 16,260 |
| Cottonwood County..... | 203 | 15,213 | Remainder of County..... | 151 | 7,649 | Remainder of County..... | 104 | 5,748 |
| Windom..... | 82 | 7,787 | Mille Lacs County..... | 229 | 12,673 | Stevens County..... | 158 | 10,393 |
| Remainder of County..... | 121 | 7,426 | Morrison County..... | 350 | 17,337 | Morris..... | 91 | 7,425 |
| Crow Wing County..... | 489 | 30,741 | Little Falls..... | 139 | 10,142 | Remainder of County..... | 67 | 2,968 |
| Brainerd..... | 227 | 22,569 | Remainder of County..... | 211 | 7,195 | Swift County..... | 246 | 17,488 |
| Crosby..... | 55 | 3,025 | Mower County..... | 448 | 41,402 | Benson..... | 92 | 7,738 |
| Remainder of County..... | 207 | 5,147 | Austin..... | 255 | 30,032 | Remainder of County..... | 154 | 9,750 |
| Dakota County..... | 526 | 35,095 | Remainder of County..... | 193 | 11,370 | Todd County..... | 309 | 16,848 |
| Hastings..... | 86 | 4,982 | Murray County..... | 198 | 10,742 | Staples..... | 69 | 3,975 |
| South St. Paul..... | 190 | 16,187 | Nicollet County..... | 182 | 10,787 | Remainder of County..... | 240 | 12,873 |
| West St. Paul..... | 53 | 3,087 | North Mankato..... | 35 | 2,849 | Traverse County..... | 127 | 7,847 |
| Remainder of County..... | 197 | 10,839 | St. Peter..... | 88 | 5,624 | Wabasha County..... | 278 | 14,416 |
| Dodge County..... | 161 | 8,536 | Remainder of County..... | 59 | 2,314 | Lake City..... | 76 | 5,188 |
| Douglas County..... | 334 | 20,436 | Nobles County..... | 303 | 25,113 | Remainder of County..... | 202 | 9,228 |
| Alexandria..... | 150 | 13,276 | Worthington..... | 140 | 16,688 | Wadena County..... | 177 | 13,596 |
| Remainder of County..... | 184 | 7,160 | Remainder of County..... | 163 | 8,425 | Wadena..... | 98 | 8,911 |
| Faribault County..... | 386 | 22,517 | Norman County..... | 170 | 9,349 | Remainder of County..... | 79 | 4,685 |
| Blue Earth..... | 106 | 7,821 | Olmsted County..... | 464 | 52,042 | Waseca County..... | 193 | 13,898 |
| Remainder of County..... | 280 | 14,696 | Rochester..... | 342 | 45,537 | Waseca..... | 92 | 8,242 |
| Fillmore County..... | 401 | 20,375 | Remainder of County..... | 122 | 6,505 | Remainder of County..... | 101 | 5,656 |
| Freeborn County..... | 409 | 32,420 | Otter Tail County..... | 532 | 36,214 | Washington County..... | 350 | 23,981 |
| Albert Lea..... | 225 | 23,749 | Fergus Falls..... | 158 | 18,545 | Bayport..... | 16 | 802 |
| Remainder of County..... | 184 | 8,671 | Remainder of County..... | 374 | 17,669 | Stillwater..... | 119 | 12,620 |
| Goodhue County..... | 474 | 32,311 | Pennington County..... | 143 | 14,980 | Remainder of County..... | 215 | 10,559 |
| Red Wing..... | 169 | 14,712 | Thief River Falls..... | 114 | 13,905 | Watonwan County..... | 199 | 13,011 |
| Remainder of County..... | 305 | 17,599 | Remainder of County..... | 29 | 1,075 | St. James..... | 82 | 6,818 |
| Grant County..... | 149 | 8,575 | Pine County..... | 269 | 12,122 | Remainder of County..... | 117 | 6,193 |
| Hennepin County..... | 6,101 | 776,752 | Pipestone County..... | 229 | 16,004 | Wilkin County..... | 152 | 8,829 |
| Crystal..... | 24 | 1,277 | Pipestone..... | 122 | 10,982 | Breckenridge..... | 59 | 4,639 |
| Edina..... | 34 | 2,262 | Remainder of County..... | 107 | 5,022 | Remainder of County..... | 93 | 4,190 |
| Golden Valley..... | 17 | 488 | Polk County..... | 442 | 30,357 | Winona County..... | 485 | 36,402 |
| Hopkins..... | 79 | 10,980 | Crookston..... | 128 | 11,729 | Winona..... | 327 | 29,468 |
| Minneapolis..... | 5,269 | 711,526 | East Grand Forks..... | 61 | 6,997 | Remainder of County..... | 158 | 6,934 |
| Richfield..... | 60 | 4,115 | Remainder of County..... | 253 | 11,631 | Wright County..... | 420 | 22,374 |
| Robbinsdale..... | 69 | 6,061 | Pope County..... | 166 | 7,837 | Yellow Medicine County..... | 241 | 14,726 |
| St. Louis Park..... | 78 | 9,821 | Glenwood..... | 62 | 3,772 | | | |
| Remainder of County..... | 471 | 30,222 | Remainder of County..... | 104 | 4,065 | | | |
| Houston County..... | 189 | 10,206 | | | | | | |
| Hubbard County..... | 174 | 7,368 | | | | | | |
| Park Rapids..... | 98 | 5,724 | | | | | | |
| Remainder of County..... | 76 | 1,644 | | | | | | |

Standard Notes: (D) Withheld to avoid disclosure. (NA) Not available.

¹Data in this table differ from those which appeared in the publications of the 1948 Census of Retail Trade. For a description of the adjustments, see Comparison of 1948 and 1954 Censuses in the Introduction.²St. Cloud is in Benton, Sherburne, and Stearns Counties.

Table 103. RETAIL TRADE: 1954 — STANDARD METROPOLITAN AREAS

Establishments, Sales, Payroll, and Personnel, by Kind of Business

| Standard metropolitan area and kind of business | Establishments | | Sales | | Payroll, entire year (\$1,000) | Payroll, workweek ended nearest Nov. 15 | | Paid employees, workweek ended nearest Nov. 15 | | Proprietors (unincorporated businesses only) ¹ (Number) |
|---|--------------------------------|--------------------------|---|--|-----------------------------------|---|----------------------------|--|---------------------------|---|
| | Total ¹ (Number) | With payroll (Number) | Total, all establishments ¹ (\$1,000) | Establishments with payroll (\$1,000) | | Total (Dollars) | Full workweek (Dollars) | Total (Number) | Full workweek (Number) | |
| DULUTH-SUPERIOR STANDARD METROPOLITAN AREA--Consists of St. Louis County, Minn.; and Douglas County, Wis. | | | | | | | | | | |
| Retail trade, total | 3,114 | 2,054 | 279,887 | 258,687 | 31,308 | 605,867 | 555,505 | 12,137 | 9,507 | 3,070 |
| Food Stores | | | | | | | | | | |
| Total | 747 | 423 | 70,956 | 63,672 | 4,721 | 90,674 | 79,024 | 2,103 | 1,417 | 791 |
| Grocery stores | 613 | 345 | 63,764 | 57,408 | 3,974 | 75,802 | 65,915 | 1,760 | 1,173 | 656 |
| Meat markets | 34 | 20 | 3,915 | 3,593 | 273 | 5,273 | 4,863 | 94 | 67 | 29 |
| Fish (seafood) markets | 1 | 1 | (D) | (D) | (D) | (D) | (D) | (D) | (D) | (D) |
| Fruit stores, vegetable markets | 3 | 3 | 131 | 131 | 7 | 269 | 259 | 7 | 6 | 4 |
| Candy, nut, confectionery stores | 38 | 16 | 854 | 606 | 63 | 941 | 814 | 33 | 24 | 37 |
| Bakery products stores | 45 | 33 | 1,639 | 1,461 | 389 | 8,191 | 6,984 | 202 | 142 | 50 |
| Bakeries, with baking on premises | (NA) | 30 | (NA) | 1,342 | 353 | 7,353 | 6,206 | 183 | 126 | (NA) |
| Bakeries, without baking on premises | (NA) | 3 | (NA) | 119 | 36 | 838 | 776 | 19 | 16 | (NA) |
| Delicatessen stores | *** | *** | *** | *** | *** | *** | *** | *** | *** | *** |
| Food stores, n.e.c. | 11 | 5 | (D) | (D) | (D) | (D) | (D) | (D) | (D) | (D) |
| Eating, Drinking Places | | | | | | | | | | |
| Total | 659 | 467 | 22,586 | 19,952 | 4,069 | 84,016 | 74,057 | 2,199 | 1,649 | 746 |
| Eating places (except refreshment stands) | 265 | 221 | 9,709 | 9,083 | 2,174 | 45,451 | 40,541 | 1,328 | 1,014 | 325 |
| Restaurants, cafeterias | (NA) | 219 | (D) | (D) | (D) | (D) | (D) | (D) | (D) | (NA) |
| Caterers | (NA) | *** | (NA) | *** | *** | *** | *** | *** | *** | (NA) |
| In-plant food contractors | (NA) | 2 | (NA) | (D) | (D) | (D) | (D) | (D) | (D) | (NA) |
| Refreshment stands | 45 | 33 | 733 | 635 | 74 | 1,958 | 1,750 | 76 | 50 | 51 |
| Drinking places | 349 | 213 | 12,144 | 10,234 | 1,821 | 36,607 | 31,766 | 795 | 585 | 370 |
| General Merchandise Group | | | | | | | | | | |
| Total | 144 | 102 | 32,122 | 30,922 | 4,645 | 89,104 | 80,665 | 1,915 | 1,504 | 111 |
| Department stores | 11 | 11 | 16,730 | 16,730 | 2,931 | 54,632 | 50,094 | 1,024 | 849 | *** |
| Dry goods, general merchandise stores | 51 | 35 | 7,947 | 7,481 | 751 | 15,661 | 13,737 | 318 | 227 | 42 |
| General stores | 43 | 27 | 2,919 | 2,351 | 158 | 3,019 | 2,744 | 67 | 50 | 43 |
| Variety stores | 37 | 29 | 4,472 | 4,360 | 85 | 15,792 | 14,090 | 506 | 378 | 24 |
| Apparel, Accessories Stores | | | | | | | | | | |
| Total | 218 | 188 | 19,336 | 18,914 | 2,778 | 54,043 | 49,035 | 1,197 | 924 | 174 |
| Shoe stores | 44 | 32 | 2,125 | 1,925 | 223 | 4,154 | 3,696 | 87 | 60 | 30 |
| Men's shoe stores | (NA) | 5 | (NA) | (D) | (D) | (D) | (D) | (D) | (D) | (NA) |
| Women's shoe stores | (NA) | 9 | (NA) | 665 | 76 | 1,173 | 1,016 | 26 | 14 | (NA) |
| Children's, juveniles' shoe stores | (NA) | 1 | (NA) | (D) | (D) | (D) | (D) | (D) | (D) | (NA) |
| Family shoe stores | (NA) | 1 | (NA) | 1,056 | 122 | 2,485 | 2,189 | 53 | 38 | (NA) |
| Men's, boys' clothing and furnishings stores | (NA) | 50 | (NA) | 5,518 | 773 | 13,955 | 12,773 | 246 | 185 | (NA) |
| Men's, boys' clothing stores | (NA) | 37 | (NA) | 4,443 | 619 | 11,102 | 10,020 | 203 | 147 | (NA) |
| Men's, boys' furnishings stores | (NA) | 13 | (NA) | 1,075 | 154 | 2,853 | 2,753 | 43 | 38 | (NA) |
| Family clothing stores | (NA) | 14 | (NA) | 2,161 | 318 | 7,040 | 6,137 | 153 | 122 | (NA) |
| Women's clothing, specialty stores | (NA) | 74 | (NA) | 8,444 | (D) | 1,320 | 25,538 | 23,059 | 638 | 499 |
| Ready-to-wear stores | (NA) | 51 | (NA) | 7,472 | 1,174 | 22,859 | 20,731 | 553 | 436 | (NA) |
| Millinery stores | (NA) | 17 | (NA) | 646 | 119 | 2,230 | 2,065 | 67 | 56 | (NA) |
| Clothing, specialty stores, n.e.c. | (NA) | 6 | (NA) | (D) | 27 | 449 | 263 | 18 | 7 | (NA) |
| Children's, infants' wear stores | 10 | 6 | 414 | 376 | 41 | 778 | 653 | 25 | 16 | 10 |
| Apparel stores, n.e.c. | 14 | 12 | 530 | (D) | 103 | 2,578 | 2,457 | 48 | 42 | 16 |
| Furniture, Home Furnishings, Appliance Dealers | | | | | | | | | | |
| Total | 146 | 110 | 13,860 | 13,152 | 2,052 | 38,997 | 36,728 | 632 | 526 | 111 |
| Furniture, home furnishings stores | 62 | 52 | 8,055 | 7,971 | 1,287 | 23,570 | 22,659 | 345 | 310 | 36 |
| Furniture stores | (NA) | 38 | (NA) | 7,046 | 1,125 | 19,261 | 19,092 | 205 | 258 | (NA) |
| Floor covering stores | (NA) | 4 | (NA) | 326 | 68 | 1,795 | 1,715 | 26 | 22 | (NA) |
| Home furnishings stores, n.e.c., antique stores | (NA) | 10 | (NA) | 599 | 94 | 1,914 | 1,848 | 34 | 30 | (NA) |
| Household appliance, radio, TV stores | (NA) | 58 | (NA) | 5,181 | 765 | 15,427 | 14,069 | 287 | 216 | 75 |
| Household appliance stores | (NA) | 23 | (NA) | 1,934 | 338 | 6,176 | 5,454 | 142 | 96 | (NA) |
| Appliance, radio, TV stores | (NA) | 15 | (NA) | 1,907 | 261 | 5,255 | 5,074 | 74 | 67 | (NA) |
| Radio, TV stores | (NA) | 20 | (NA) | 1,340 | 166 | 3,996 | 3,541 | 71 | 53 | (NA) |
| Automotive Group | | | | | | | | | | |
| Total | 145 | 127 | 48,498 | 47,968 | 5,387 | 99,678 | 98,480 | 1,334 | 1,242 | 116 |
| Passenger car dealers (franchised) | 82 | 82 | 40,463 | 40,463 | 4,609 | 85,578 | 84,793 | 1,132 | 1,101 | 58 |
| Passenger car dealers (nonfranchised) | 17 | 15 | 2,215 | (D) | 80 | 1,613 | 1,500 | 31 | 27 | 17 |
| Tire, battery, accessory dealers | 22 | 20 | (D) | (D) | (D) | (D) | (D) | (D) | (D) | (D) |
| Motorcycle, aircraft, boat dealers | 21 | 7 | 623 | 377 | 16 | 425 | 350 | 6 | 5 | 25 |
| Household trailer dealers | 3 | 3 | (D) | (D) | (D) | (D) | (D) | (D) | (D) | (D) |
| Automotive dealers, n.e.c. | *** | *** | *** | *** | *** | *** | *** | *** | *** | *** |
| Gasoline Service Stations | | | | | | | | | | |
| Total | 344 | 202 | 16,937 | 13,641 | 1,075 | 23,041 | 19,357 | 496 | 327 | 370 |
| Lumber, Bldg. Mats., Hardware, Farm Equipment Dealers | | | | | | | | | | |
| Total | 155 | 119 | 15,900 | 15,020 | 2,100 | 40,046 | 37,392 | 639 | 540 | 138 |
| Farm equipment dealers | 14 | 8 | 1,027 | 807 | 72 | 1,416 | 1,374 | 25 | 22 | 17 |
| Lumber, building materials dealers | 43 | 37 | 7,058 | 7,004 | 992 | 19,613 | 18,082 | 283 | 238 | 35 |
| Paint, glass, wallpaper stores | 15 | 11 | 992 | 892 | 116 | 2,208 | 2,189 | 35 | 34 | 17 |
| Plumbing, electrical supply stores | 21 | 11 | 891 | 741 | 207 | 3,708 | 3,429 | 53 | 44 | 22 |
| Hardware stores | 62 | 52 | 5,932 | 5,576 | 713 | 13,101 | 12,318 | 243 | 202 | 47 |
| Drug Stores, Proprietary Stores | | | | | | | | | | |
| Total | 65 | 65 | 7,981 | 7,981 | 1,115 | 20,988 | 18,680 | 503 | 373 | 49 |
| Drug stores | 61 | 61 | 7,762 | 7,762 | 1,095 | 20,465 | 18,243 | 479 | 358 | 43 |
| Proprietary stores | 4 | 4 | 219 | 219 | 20 | 523 | 437 | 24 | 15 | 6 |
| Other Retail Stores | | | | | | | | | | |
| Total | 387 | 229 | 23,112 | 19,828 | 2,322 | 47,185 | 44,320 | 815 | 680 | 362 |
| Liquor stores | 70 | 38 | 6,073 | 4,641 | 343 | 6,600 | 5,947 | 118 | 91 | 62 |
| Fuel, ice dealers | 60 | 40 | 6,304 | 6,036 | 637 | 13,820 | 13,433 | 191 | 178 | 51 |
| Fuel dealers (coal, wood) | (NA) | 26 | (NA) | 4,509 | 487 | 9,812 | 9,490 | 137 | 125 | (NA) |
| Liquefied petroleum gas dealers | (NA) | 7 | (NA) | 473 | 86 | 2,480 | 2,415 | 34 | 33 | (NA) |
| Fuel oil dealers | (NA) | 6 | (NA) | (D) | (D) | (D) | (D) | (D) | (D) | (NA) |
| Ice dealers | (NA) | 1 | (NA) | (D) | (D) | (D) | (D) | (D) | (D) | (NA) |
| Hay, grain, feed stores | 23 | 13 | 1,851 | 1,575 | 112 | 2,356 | 2,032 | 43 | 34 | 16 |
| Farm, garden supply stores | 3 | 3 | (D) | (D) | (D) | (D) | (D) | (D) | (D) | (D) |

Standard Notes: (D) Withheld to avoid disclosure. (NA) Not available. n.e.c. Not elsewhere classified. XXX Not applicable. (Z) Less than \$500. ... Represents zero.
¹ Group totals may include data for establishments without payroll which could not be classified by detailed kind of business.

RETAIL TRADE—AREA STATISTICS

Table 103. RETAIL TRADE: 1954 — STANDARD METROPOLITAN AREAS — Continued

Establishments, Sales, Payroll, and Personnel, by Kind of Business

| Standard metropolitan area and kind of business | Establishments | | Sales | | Payroll, entire year (\$1,000) | Payroll, workweek ended nearest Nov. 15 | | Paid employees, workweek ended nearest Nov. 15 | | Proprietors (unincorporated businesses only) ¹ (Number) |
|--|--|-----------------------|--|---------------------------------------|--------------------------------|---|-------------------------|--|------------------------|--|
| | Total ¹ (Number) | With payroll (Number) | Total, all establishments ¹ (\$1,000) | Establishments with payroll (\$1,000) | | Total (Dollars) | Full workweek (Dollars) | Total (Number) | Full workweek (Number) | |
| | DULUTH-SUPERIOR STANDARD METROPOLITAN AREA--Con. | | | | | | | | | |
| Other retail stores--Con. | | | | | | | | | | |
| Jewelry stores..... | 52 | 38 | 2,406 | 2,110 | 334 | 6,441 | 6,205 | 106 | 91 | 60 |
| Book stores..... | 2 | 2 | (D) | (D) | (D) | (D) | (D) | (D) | (D) | (D) |
| Stationery stores..... | 4 | 4 | 939 | 939 | 196 | 3,675 | 3,617 | 57 | 55 | ... |
| Sporting goods stores..... | 9 | 5 | 320 | 278 | 13 | 280 | 274 | 5 | 5 | 12 |
| Bicycle stores..... | 2 | 2 | (D) | (D) | (D) | (D) | (D) | (D) | (D) | (D) |
| Florists..... | 14 | 14 | 573 | 573 | 88 | 1,678 | 1,619 | 36 | 33 | 12 |
| Cigar stores, stands..... | 12 | 6 | 356 | 268 | 32 | 750 | 592 | 24 | 12 | 9 |
| News dealers, newsstands..... | 19 | 13 | 535 | 479 | 31 | 600 | 462 | 30 | 18 | 22 |
| Gift, novelty, souvenir stores..... | 18 | 10 | 402 | 294 | 23 | 590 | 522 | 20 | 15 | 20 |
| Music stores..... | 13 | 11 | 943 | (D) | 148 | 2,946 | 2,625 | 53 | 37 | 8 |
| Camera, photographic supply stores..... | 3 | 1 | 157 | (D) | (D) | (D) | (D) | (D) | (D) | (D) |
| Luggage, leather goods stores..... | 3 | 1 | 87 | (D) | (D) | (D) | (D) | (D) | (D) | (D) |
| Optical goods stores..... | 9 | 3 | 216 | (D) | (D) | (D) | (D) | (D) | (D) | (D) |
| Office, store machine and equipment dealers..... | 7 | 5 | 357 | (D) | 84 | 1,617 | 1,617 | 17 | 17 | 8 |
| Retail stores (except second-hand) n.e.c..... | 9 | 9 | 339 | 339 | 64 | 1,332 | 1,223 | 19 | 16 | 9 |
| Second-hand stores..... | 19 | 11 | 415 | 375 | 96 | 2,160 | 1,917 | 61 | 49 | 12 |
| Nonstore Retailers | | | | | | | | | | |
| Total..... | 104 | 22 | 8,599 | 7,637 | 1,044 | 18,095 | 17,767 | 304 | 285 | 102 |
| Mail order houses..... | 3 | 3 | (D) | (D) | (D) | (D) | (D) | (D) | (D) | (D) |
| Direct selling (house-to-house) organizations..... | 95 | 17 | 7,810 | 6,956 | 1,000 | 17,617 | 17,289 | 296 | 277 | 95 |
| Merchandise vending machine operators..... | 6 | 2 | (D) | (D) | (D) | (D) | (D) | (D) | (D) | (D) |
| MINNEAPOLIS-ST. PAUL STANDARD METROPOLITAN AREA--Consists of Anoka, Dakota, Hennepin, and Ramsey Counties, Minn. | | | | | | | | | | |
| Retail trade, total..... | 11,155 | 7,621 | 1,532,019 | 1,457,393 | 198,981 | 3,833,215 | 3,415,967 | 74,304 | 55,022 | 11,210 |
| Food Stores | | | | | | | | | | |
| Total..... | 2,468 | 1,544 | 325,837 | 298,015 | 23,974 | 465,430 | 383,853 | 9,926 | 5,897 | 2,603 |
| Grocery stores..... | 1,679 | 967 | 269,818 | 247,246 | 17,768 | 343,305 | 279,734 | 7,158 | 4,069 | 1,828 |
| Meat markets..... | 255 | 185 | 30,590 | 28,678 | 2,710 | 52,045 | 46,226 | 816 | 589 | 273 |
| Fish (seafood) markets..... | 5 | 1 | (D) | (D) | (D) | (D) | (D) | (D) | (D) | (D) |
| Fruit stores, vegetable markets..... | 46 | 20 | 2,549 | 1,995 | 192 | 3,880 | 3,626 | 91 | 77 | 57 |
| Candy, nut, confectionery stores..... | 97 | 61 | 3,803 | 3,035 | 430 | 7,801 | 7,046 | 238 | 189 | 75 |
| Bakery products stores..... | 263 | 243 | 11,189 | 10,779 | 2,411 | 49,105 | 39,185 | 1,374 | 800 | 216 |
| Bakeries, with baking on premises..... | (NA) | 158 | (NA) | 7,567 | 2,026 | 41,161 | 34,161 | 1,105 | 688 | (NA) |
| Bakeries, without baking on premises..... | (NA) | 85 | (NA) | 3,212 | 385 | 7,530 | 5,024 | 269 | 112 | (NA) |
| Delicatessen stores..... | 17 | 17 | (D) | (D) | (D) | (D) | (D) | (D) | (D) | (D) |
| Food stores, n.e.c..... | 96 | 50 | (D) | (D) | (D) | (D) | (D) | (D) | (D) | (D) |
| Eating, Drinking Places | | | | | | | | | | |
| Total..... | 2,194 | 1,768 | 117,350 | 110,502 | 27,477 | 559,689 | 492,362 | 13,461 | 10,074 | 2,591 |
| Eating places (except refreshment stands)..... | 1,088 | 916 | 60,783 | 58,583 | 16,417 | 337,210 | 295,895 | 8,669 | 6,569 | 1,260 |
| Restaurants, cafeterias..... | (NA) | 879 | (NA) | 56,160 | 15,592 | 319,805 | 281,002 | 8,244 | 6,273 | (NA) |
| Caterers..... | (NA) | 17 | (NA) | (D) | (D) | (D) | (D) | (D) | (D) | (NA) |
| In-plant food contractors..... | (NA) | 20 | (NA) | (D) | (D) | (D) | (D) | (D) | (D) | (NA) |
| Refreshment stands..... | 174 | 138 | 4,246 | 3,720 | 602 | 11,521 | 8,432 | 476 | 252 | 203 |
| Drinking places..... | 930 | 714 | 52,131 | 48,199 | 10,458 | 210,958 | 188,035 | 4,316 | 3,253 | 1,126 |
| General Merchandise Group | | | | | | | | | | |
| Total..... | 287 | 207 | 204,045 | 202,679 | 37,528 | 711,975 | 594,979 | 15,999 | 10,422 | 246 |
| Department stores..... | 12 | 12 | 174,899 | 174,899 | 32,941 | 623,045 | 524,468 | 13,400 | 8,782 | ... |
| Dry goods, general merchandise stores..... | 88 | 62 | 7,019 | 6,507 | 922 | 17,227 | 15,171 | 416 | 298 | 87 |
| General stores..... | 26 | 10 | 1,842 | 1,444 | 90 | 1,779 | 1,625 | 45 | 33 | 30 |
| Variety stores..... | 161 | 123 | 20,285 | 19,829 | 3,575 | 69,924 | 53,715 | 2,138 | 1,309 | 129 |
| Apparel, Accessories Stores | | | | | | | | | | |
| Total..... | 725 | 617 | 106,487 | 104,535 | 16,395 | 305,224 | 271,413 | 6,192 | 4,784 | 555 |
| Shoe stores..... | 154 | 134 | 14,602 | 14,036 | 2,011 | 36,479 | 33,490 | 656 | 482 | 90 |
| Men's shoe stores..... | (NA) | 25 | (NA) | (D) | (D) | (D) | (D) | (D) | (D) | (NA) |
| Women's shoe stores..... | (NA) | 29 | (NA) | 5,462 | 789 | 13,556 | 12,740 | 229 | 176 | (NA) |
| Children's, juveniles' shoe stores..... | (NA) | 3 | (NA) | (D) | (D) | (D) | (D) | (D) | (D) | (NA) |
| Family shoe stores..... | (NA) | 77 | (NA) | 7,099 | 1,023 | 18,513 | 16,556 | 357 | 246 | (NA) |
| Men's, boys' clothing and furnishings stores..... | (NA) | 123 | (NA) | 20,430 | 3,269 | 57,795 | 54,027 | 1,001 | 835 | (NA) |
| Men's, boys' clothing stores..... | (NA) | 79 | (NA) | 15,736 | 2,763 | 47,590 | 45,432 | 803 | 692 | (NA) |
| Men's, boys' furnishings stores..... | (NA) | 46 | (NA) | 4,664 | 506 | 10,205 | 8,595 | 198 | 143 | (NA) |
| Family clothing stores..... | (NA) | 58 | (NA) | 18,433 | 3,238 | 55,245 | 49,112 | 1,277 | 960 | (NA) |
| Women's clothing, specialty stores..... | 224 | 192 | 42,962 | 42,596 | 6,034 | 118,383 | 101,568 | 2,571 | 1,979 | 172 |
| Ready-to-wear stores..... | (NA) | 140 | (NA) | 26,662 | 4,524 | 85,103 | 71,144 | 1,833 | 1,399 | (NA) |
| Millinery stores..... | (NA) | 34 | (NA) | (D) | (D) | (D) | (D) | (D) | (D) | (NA) |
| Clothing, specialty stores, n.e.c..... | (NA) | 18 | (NA) | (D) | (D) | (D) | (D) | (D) | (D) | (NA) |
| Children's, infants' wear stores..... | 40 | 36 | 2,407 | 2,347 | 289 | 5,675 | 4,233 | 152 | 79 | 35 |
| Apparel stores, n.e.c..... | 94 | 72 | 6,987 | 6,693 | 1,554 | 31,647 | 28,983 | 535 | 449 | 81 |
| Furniture, Home Furnishings, Appliance Dealers | | | | | | | | | | |
| Total..... | 617 | 439 | 77,569 | 72,869 | 12,370 | 238,783 | 228,792 | 3,327 | 3,018 | 561 |
| Furniture, home furnishings stores..... | 368 | 264 | 54,058 | 51,326 | 8,852 | 170,898 | 163,268 | 2,423 | 2,186 | 322 |
| Furniture stores..... | (NA) | 151 | (NA) | 38,379 | 5,962 | 112,028 | 106,781 | 1,580 | 1,415 | (NA) |
| Floor covering stores..... | (NA) | 48 | (NA) | 7,332 | 1,568 | 33,023 | 31,897 | 383 | 356 | (NA) |
| Home furnishings stores, n.e.c., antique stores..... | (NA) | 65 | (NA) | 5,615 | 1,322 | 25,847 | 24,590 | 460 | 415 | (NA) |
| Household appliance, radio, TV stores..... | 249 | 171 | 23,511 | 21,543 | 3,518 | 67,885 | 65,524 | 904 | 832 | 239 |
| Household appliance stores..... | (NA) | 73 | (NA) | 9,534 | 1,749 | 31,839 | 31,140 | 454 | 431 | (NA) |
| Appliance, radio, TV stores..... | (NA) | 64 | (NA) | 9,712 | 1,330 | 28,547 | 27,273 | 345 | 312 | (NA) |
| Radio, TV stores..... | (NA) | 34 | (NA) | 2,297 | 439 | 7,499 | 7,111 | 105 | 89 | (NA) |
| Automotive Group | | | | | | | | | | |
| Total..... | 353 | 267 | 243,959 | 241,905 | 25,754 | 470,779 | 463,407 | 5,616 | 5,453 | 246 |
| Passenger car dealers (franchised)..... | 157 | 141 | 211,590 | 211,178 | 22,354 | 410,231 | 405,169 | 4,807 | 4,738 | 65 |
| Passenger car dealers (nonfranchised)..... | 92 | 54 | 17,327 | 1,224 | 1,224 | 23,084 | 22,474 | 274 | 261 | 99 |
| Tire, battery, accessory dealers..... | 73 | 51 | 9,577 | 9,099 | 1,500 | 26,084 | 24,556 | 398 | 323 | 58 |
| Motorcycle, aircraft, boat dealers..... | 19 | 11 | 3,012 | 2,802 | 527 | 8,544 | 8,544 | 105 | 104 | 15 |
| Household trailer dealers..... | 10 | 10 | 2,437 | 2,437 | 149 | 2,806 | 2,664 | 32 | 27 | 7 |
| Automotive dealers, n.e.c..... | ... | ... | ... | ... | ... | ... | ... | ... | ... | ... |

Standard Notes: (D) Withheld to avoid disclosure. (NA) Not available. n.e.c. Not elsewhere classified. XXX Not applicable. (Z) Less than \$500. ... Represents zero.
¹ Group totals may include data for establishments without payroll which could not be classified by detailed kind of business.

Table 103. RETAIL TRADE: 1954 — STANDARD METROPOLITAN AREAS — Continued

Establishments, Sales, Payroll, and Personnel, by Kind of Business

| Standard metropolitan area and kind of business | Establishments | | Sales | | Payroll, entire year (\$1,000) | Payroll, workweek ended nearest Nov. 15 | | Paid employees, workweek ended nearest Nov. 15 | | Proprietors (unincorporated businesses only) ¹ (Number) |
|--|-----------------------------|-----------------------|--|---------------------------------------|--------------------------------|---|-------------------------|--|------------------------|--|
| | Total ¹ (Number) | With payroll (Number) | Total, all establishments ¹ (\$1,000) | Establishments with payroll (\$1,000) | | Total (Dollars) | Full workweek (Dollars) | Total (Number) | Full workweek (Number) | |
| MINNEAPOLIS-ST. PAUL STANDARD METROPOLITAN AREA--Con. | | | | | | | | | | |
| Gasoline Service Stations | | | | | | | | | | |
| Total..... | 1,329 | 969 | 84,669 | 75,727 | 7,398 | 156,782 | 134,121 | 3,052 | 2,050 | 1,423 |
| Lumber, Bldg. Mats., Hardware, Farm Equipment Dealers | | | | | | | | | | |
| Total..... | 635 | 467 | 104,899 | 101,263 | 14,151 | 271,538 | 260,966 | 3,544 | 3,145 | 544 |
| Farm equipment dealers..... | 45 | 31 | 5,344 | 5,128 | 497 | 10,060 | 9,769 | 149 | 142 | 40 |
| Lumber, building materials dealers..... | 152 | 128 | 59,838 | 59,614 | 6,853 | 133,147 | 128,420 | 1,562 | 1,437 | 73 |
| Paint, glass, wallpaper stores..... | 61 | 35 | 5,453 | 4,809 | 810 | 15,441 | 15,277 | 195 | 187 | 57 |
| Plumbing, electrical supply stores..... | 71 | 59 | 9,807 | 9,655 | 2,817 | 51,274 | 50,590 | 547 | 532 | 55 |
| Hardware stores..... | 304 | 214 | 24,363 | 22,057 | 3,174 | 61,616 | 56,910 | 1,091 | 847 | 315 |
| Drug Stores, Proprietary Stores | | | | | | | | | | |
| Total..... | 377 | 359 | 51,619 | 51,291 | 7,436 | 144,672 | 119,647 | 3,648 | 2,389 | 341 |
| Drug stores..... | (NA) | 355 | (NA) | 51,062 | 7,425 | 144,632 | 119,607 | 3,647 | 2,388 | (NA) |
| Proprietary stores..... | (NA) | 4 | (NA) | 229 | 11 | 40 | 40 | 1 | 1 | (NA) |
| Other Retail Stores | | | | | | | | | | |
| Total..... | 1,459 | 881 | 110,414 | 100,270 | 12,664 | 245,425 | 226,609 | 4,348 | 3,501 | 1,397 |
| Liquor stores..... | 200 | 152 | 33,400 | 31,040 | 1,975 | 38,091 | 32,480 | 758 | 516 | 190 |
| Fuel, ice dealers..... | 109 | 73 | 19,608 | 18,900 | 1,947 | 40,436 | 38,746 | 612 | 544 | 91 |
| Fuel dealers (coal, wood)..... | (NA) | 36 | (NA) | 11,588 | 1,135 | 23,763 | 22,840 | 363 | 333 | (NA) |
| Liquefied petroleum gas dealers..... | (NA) | 9 | (NA) | (D) | (D) | (D) | (D) | (D) | (D) | (NA) |
| Fuel oil dealers..... | (NA) | 26 | (NA) | 5,723 | 527 | 11,428 | 10,679 | 171 | 139 | (NA) |
| Ice dealers..... | (NA) | 2 | (NA) | (D) | (D) | (D) | (D) | (D) | (D) | (NA) |
| Hay, grain, feed stores..... | 32 | 26 | 4,031 | 3,879 | 252 | 3,824 | 3,597 | 58 | 51 | 31 |
| Farm, garden supply stores..... | 31 | 21 | 2,530 | 2,432 | 424 | 9,128 | 8,802 | 127 | 116 | 31 |
| Jewelry stores..... | 186 | 118 | 9,709 | 8,689 | 1,447 | 25,908 | 24,755 | 412 | 359 | 170 |
| Book stores..... | 22 | 16 | 1,556 | 1,480 | 197 | 4,043 | 3,554 | 88 | 59 | 14 |
| Stationery stores..... | 41 | 29 | 3,242 | 3,038 | 817 | 14,467 | 13,886 | 211 | 179 | 35 |
| Sporting goods stores..... | 66 | 44 | 4,568 | 4,176 | 575 | 10,252 | 9,415 | 203 | 145 | 58 |
| Bicycle stores..... | 7 | 7 | 210 | 210 | 24 | 470 | 280 | 8 | 4 | 8 |
| Florists..... | 118 | 80 | 4,987 | 4,427 | 976 | 18,607 | 17,136 | 346 | 271 | 135 |
| Cigar stores, stands..... | 48 | 24 | 1,670 | 1,212 | 126 | 2,483 | 2,221 | 68 | 54 | 46 |
| News dealers, newsstands..... | 19 | 5 | 897 | 649 | 52 | 1,453 | 1,265 | 43 | 26 | 21 |
| Gift, novelty, souvenir stores..... | 55 | 35 | 1,421 | 1,043 | 100 | 1,911 | 1,528 | 64 | 39 | 95 |
| Music stores..... | 23 | 17 | 4,918 | 4,528 | 809 | 16,459 | 14,454 | 291 | 221 | 46 |
| Camera, photographic supply stores..... | 16 | 16 | 2,627 | 2,489 | 393 | 7,840 | 6,629 | 136 | 102 | 23 |
| Luggage, leather goods stores..... | 43 | 27 | 1,435 | 1,435 | 236 | 4,782 | 4,521 | 75 | 61 | 16 |
| Optical goods stores..... | 20 | 12 | 2,057 | 1,835 | 509 | 10,086 | 9,829 | 138 | 129 | 29 |
| Office, store machine and equipment dealers..... | 73 | 73 | 788 | 732 | 137 | 2,732 | 2,709 | 41 | 40 | 19 |
| Retail stores (except second-hand) n.e.c..... | 106 | 68 | 3,730 | 3,730 | 679 | 13,125 | 12,241 | 237 | 198 | 63 |
| Second-hand stores..... | | | 4,846 | 4,346 | 989 | 19,328 | 18,561 | 432 | 387 | 90 |
| Nonstore Retailers | | | | | | | | | | |
| Total..... | 711 | 107 | 105,171 | 98,337 | 13,834 | 262,918 | 239,818 | 5,191 | 4,289 | 703 |
| Mail order houses..... | 21 | 17 | (D) | (D) | (D) | (D) | (D) | (D) | (D) | (D) |
| Direct selling (house-to-house) organizations..... | 626 | 62 | 19,523 | 13,285 | 2,609 | 46,767 | 45,879 | 744 | 716 | 625 |
| Merchandise vending machine operators..... | 64 | 28 | (D) | (D) | (D) | (D) | (D) | (D) | (D) | (D) |

Standard Notes: (D) Withheld to avoid disclosure. (NA) Not available. n.e.c. Not elsewhere classified. XXX Not applicable. (Z) Less than \$500. ... Represents zero.
¹ Group totals may include data for establishments without payroll which could not be classified by detailed kind of business.

Table 103A. RETAIL TRADE: 1948 — STANDARD METROPOLITAN AREAS

Establishments and Sales, by Kind of Business

| Kind of business | Establishments, 1948 | | Sales, 1948 | | Establishments, 1948 | | Sales, 1948 | |
|---|----------------------|-----------------------|-------------------------------------|---------------------------------------|--|-----------------------|-------------------------------------|---------------------------------------|
| | Total (Number) | With payroll (Number) | Total, all establishments (\$1,000) | Establishments with payroll (\$1,000) | Total (Number) | With payroll (Number) | Total, all establishments (\$1,000) | Establishments with payroll (\$1,000) |
| DULUTH-SUPERIOR STANDARD METROPOLITAN AREA | | | | | | | | |
| Retail trade, total..... | 3,131 | 2,106 | 237,441 | 217,772 | MINNEAPOLIS-ST. PAUL STANDARD METROPOLITAN AREA | | | |
| Total..... | 891 | 496 | 59,128 | 50,370 | 9,957 | 7,397 | 1,238,446 | 1,178,394 |
| Food stores..... | 675 | 458 | 19,121 | 16,654 | 2,918 | 1,779 | 232,680 | 202,210 |
| Eating, drinking places..... | 138 | 103 | 30,226 | 29,374 | 2,036 | 1,719 | 102,072 | 97,949 |
| General merchandise group..... | 206 | 164 | 18,015 | 17,162 | 255 | (D) | (D) | (D) |
| Apparel, accessories stores..... | 115 | 97 | 10,284 | 10,001 | 639 | 537 | 90,576 | 89,055 |
| Furniture, home furnishings, appliance dealers..... | 166 | 142 | 40,818 | 39,764 | 408 | 324 | 55,160 | 53,209 |
| Automotive group..... | 339 | 201 | 11,840 | 9,304 | 395 | 343 | 191,754 | 186,601 |
| Gasoline service stations..... | 142 | 118 | 13,935 | 13,498 | 1,242 | 897 | 55,780 | 48,469 |
| Lumber, building materials, hardware, farm equipment dealers..... | 71 | 67 | 6,418 | 6,338 | 470 | 381 | 68,970 | 67,253 |
| Drug stores, proprietary stores..... | 372 | 246 | 21,122 | (D) | 402 | 381 | 41,100 | 40,485 |
| Other retail stores..... | 16 | 14 | 6,534 | (D) | 1,151 | 799 | 100,097 | 94,010 |
| Nonstore retailers | | | | | 41 | 41 | (D) | (D) |

Standard Notes: (D) Withheld to avoid disclosure. (NA) Not available. ... Represents Zero. ¹Data in this table differ from those which appeared in the publications of the 1948 Census of Retail Trade. For a description of the adjustments see Comparison of 1948 and 1954 Censuses in the Introduction.

Table 104. RETAIL TRADE: 1954 — COUNTIES WITH 500 ESTABLISHMENTS OR MORE

Establishments, Sales, Payroll, and Personnel, by Kind of Business

| County and kind of business | Establishments | | Sales | | Payroll, entire year (\$1,000) | Payroll, workweek ended nearest Nov. 15 | | Paid employees, workweek ended nearest Nov. 15 | | Proprietors (unincorporated businesses only) ¹ (Number) |
|--|--------------------------------|--------------------------|---|--|-----------------------------------|---|----------------------------|--|---------------------------|---|
| | Total ¹ (Number) | With payroll (Number) | Total, all establishments ¹ (\$1,000) | Establishments with payroll (\$1,000) | | Total (Dollars) | Full workweek (Dollars) | Total (Number) | Full workweek (Number) | |
| BLUE EARTH COUNTY | | | | | | | | | | |
| Retail trade, total..... | 518 | 374 | 57,968 | 54,628 | 5,722 | 117,059 | 107,683 | 2,603 | 1,948 | 483 |
| Food stores, total..... | 75 | 43 | 10,729 | 9,361 | 660 | 12,254 | 10,470 | 446 | 232 | 87 |
| Grocery stores..... | 60 | 32 | 10,011 | 8,823 | 568 | 10,227 | 8,632 | 397 | 190 | 72 |
| Meat markets, fish (seafood) markets..... | 2 | 2 | (D) | (D) | (D) | (D) | (D) | (D) | (D) | (D) |
| Fruit stores, vegetable markets..... | 2 | ••• | (D) | ••• | ••• | ••• | ••• | ••• | ••• | (D) |
| Candy, nut, confectionery stores..... | 1 | 1 | (D) | (D) | (D) | (D) | (D) | (D) | (D) | (D) |
| Other food stores..... | 10 | 8 | 448 | (D) | 79 | 1,802 | 1,613 | 44 | 37 | 10 |
| Eating, drinking places, total..... | 99 | 81 | 3,111 | 2,837 | 508 | 11,462 | 9,645 | 436 | 299 | 108 |
| Eating places..... | 77 | 63 | 2,137 | 1,907 | 362 | 8,176 | 6,505 | 326 | 202 | 84 |
| Drinking places..... | 22 | 18 | 974 | 930 | 146 | 3,286 | 3,140 | 110 | 97 | 24 |
| General merchandise group, total..... | 21 | 15 | 5,878 | 5,688 | 858 | 15,274 | 13,728 | 420 | 311 | 16 |
| General merchandise group (except variety)..... | 18 | 12 | 5,026 | 4,836 | 710 | 12,264 | 11,271 | 316 | 242 | 16 |
| Variety stores..... | 3 | 3 | 852 | 852 | 148 | 3,010 | 2,457 | 104 | 69 | ••• |
| Apparel, accessories stores, total..... | 50 | 36 | 4,678 | 4,436 | 523 | 11,433 | 10,231 | 231 | 169 | 41 |
| Shoe stores..... | 14 | 10 | 869 | 755 | 88 | 1,619 | 1,439 | 37 | 26 | 12 |
| Men's, boys' clothing and furnishings stores..... | (NA) | 7 | (NA) | 1,423 | 144 | 2,903 | 2,516 | 53 | 36 | (NA) |
| Family clothing stores..... | (NA) | ••• | (NA) | ••• | ••• | ••• | ••• | ••• | ••• | (NA) |
| Women's clothing, specialty stores..... | 17 | 15 | 2,102 | (D) | 270 | 6,359 | 5,852 | 127 | 98 | (NA) |
| Ready-to-wear stores..... | (NA) | 11 | (NA) | 2,026 | 260 | 6,183 | 5,707 | 120 | 94 | (NA) |
| Other clothing, specialty stores..... | (NA) | 4 | (NA) | (D) | 10 | 176 | 145 | 7 | 4 | (NA) |
| Other apparel stores..... | 8 | 4 | 202 | (D) | 21 | 552 | 424 | 14 | 9 | 8 |
| Furniture, home furnishings, appliance dealers, total..... | 27 | 21 | 3,220 | 3,106 | 482 | 9,588 | 9,517 | 146 | 142 | 21 |
| Furniture, home furnishings stores, antique stores..... | 10 | 10 | 1,798 | 1,798 | 248 | 5,015 | 4,995 | 74 | 73 | 6 |
| Household appliance, radio, TV stores..... | 17 | 11 | 1,422 | 1,308 | 234 | 4,573 | 4,522 | 72 | 69 | 15 |
| Automotive group..... | 32 | 28 | 10,965 | 10,867 | 969 | 22,289 | 22,078 | 311 | 301 | 22 |
| Gasoline service stations..... | 33 | 33 | 4,141 | 3,773 | 324 | 7,816 | 7,039 | 134 | 97 | 49 |
| Lumber, bldg. mats., hardware, farm equip. dealers, total..... | 65 | 57 | 7,741 | 7,533 | 753 | 14,657 | 13,621 | 245 | 207 | 58 |
| Farm equipment dealers..... | 20 | 18 | 3,026 | (D) | 220 | 4,243 | 3,918 | 64 | 56 | 22 |
| Lumber, building materials, supplies, equipment dealers..... | 26 | 24 | 3,200 | (D) | 337 | 6,161 | 5,671 | 110 | 89 | 12 |
| Hardware stores..... | 19 | 15 | 1,515 | 1,433 | 196 | 4,253 | 4,032 | 71 | 62 | 24 |
| Drug stores, proprietary stores, total..... | 14 | 10 | 1,434 | 1,310 | 146 | 2,476 | 2,337 | 53 | 42 | 13 |
| Drug stores..... | (NA) | 10 | (NA) | 1,310 | 146 | 2,476 | 2,337 | 53 | 42 | (NA) |
| Proprietary stores..... | (NA) | ••• | (NA) | ••• | ••• | ••• | ••• | ••• | ••• | (NA) |
| Other retail stores, total..... | 62 | 48 | 5,829 | (D) | (D) | (D) | (D) | (D) | (D) | (D) |
| Liquor stores..... | 8 | 8 | 578 | 578 | 63 | 694 | 616 | 18 | 12 | 2 |
| Fuel, ice dealers..... | 4 | 2 | 168 | (D) | (D) | (D) | (D) | (D) | (D) | (D) |
| Feed, farm, garden supply stores..... | 12 | 12 | 3,221 | 3,221 | 143 | 3,103 | 3,025 | 50 | 48 | 5 |
| Jewelry stores..... | 9 | 7 | 517 | (D) | 90 | 1,546 | 1,338 | 30 | 21 | 7 |
| Book, stationery stores..... | 3 | 3 | 251 | 251 | 38 | 940 | 718 | 21 | 13 | 3 |
| Other retail stores (except second-hand)..... | 22 | 16 | 1,070 | 978 | 121 | 2,813 | 2,606 | 52 | 44 | 24 |
| Second-hand stores..... | ••• | ••• | ••• | ••• | ••• | ••• | ••• | ••• | ••• | ••• |
| Nonstore retailers..... | 20 | 2 | 242 | (D) | (D) | (D) | (D) | (D) | (D) | (D) |
| DAKOTA COUNTY | | | | | | | | | | |
| Retail trade, total..... | 524 | 344 | 54,855 | 50,401 | 4,785 | 93,718 | 84,396 | 1,740 | 1,301 | 560 |
| Food stores, total..... | 87 | 47 | 10,476 | 9,118 | 631 | 12,337 | 9,777 | 283 | 157 | 98 |
| Grocery stores..... | 72 | 38 | 9,790 | 8,578 | 567 | 10,792 | 8,497 | 246 | 129 | 80 |
| Meat markets, fish (seafood) markets..... | 1 | 1 | (D) | (D) | (D) | (D) | (D) | (D) | (D) | (D) |
| Fruit stores, vegetable markets..... | 4 | ••• | 50 | ••• | ••• | ••• | ••• | ••• | ••• | 4 |
| Candy, nut, confectionery stores..... | 2 | 2 | (D) | (D) | (D) | (D) | (D) | (D) | (D) | (D) |
| Other food stores..... | 8 | 6 | (D) | (D) | (D) | (D) | (D) | (D) | (D) | (D) |
| Eating, drinking places, total..... | 119 | 81 | 4,548 | 3,884 | 752 | 16,503 | 13,946 | 469 | 322 | 161 |
| Eating places..... | 71 | 53 | 2,442 | 2,194 | 482 | 10,768 | 9,326 | 320 | 231 | 102 |
| Drinking places..... | 48 | 28 | 2,106 | 1,690 | 270 | 5,735 | 4,616 | 149 | 91 | 59 |
| General merchandise group, total..... | 19 | 13 | 983 | 847 | 116 | 1,945 | 1,666 | 60 | 42 | 17 |
| General merchandise group (except variety)..... | 10 | 6 | 603 | (D) | 74 | 1,232 | 1,067 | 33 | 22 | 10 |
| Variety stores..... | 9 | 7 | 380 | (D) | 42 | 713 | 599 | 27 | 20 | 7 |
| Apparel, accessories stores, total..... | 24 | 18 | 1,112 | 996 | 86 | 1,783 | 1,555 | 51 | 37 | 24 |
| Shoe stores..... | 8 | 4 | 197 | (D) | (D) | (D) | (D) | (D) | (D) | (D) |
| Men's, boys' clothing and furnishings stores..... | (NA) | 6 | (NA) | (D) | (D) | (D) | (D) | (D) | (D) | (NA) |
| Family clothing stores..... | (NA) | 2 | (NA) | (D) | (D) | (D) | (D) | (D) | (D) | (NA) |
| Women's clothing, specialty stores..... | 7 | 5 | 325 | (D) | 21 | 473 | 315 | 13 | 5 | 8 |
| Ready-to-wear stores..... | (NA) | 5 | (NA) | (D) | 21 | 473 | 315 | 13 | 5 | (NA) |
| Other clothing, specialty stores..... | (NA) | ••• | (NA) | ••• | ••• | ••• | ••• | ••• | ••• | (NA) |
| Other apparel stores..... | 1 | 1 | (D) | (D) | (D) | (D) | (D) | (D) | (D) | (D) |
| Furniture, home furnishings, appliance dealers, total..... | 27 | 17 | 2,288 | 1,852 | 222 | 3,836 | 3,748 | 59 | 54 | 26 |
| Furniture, home furnishings stores, antique stores..... | 14 | 10 | 1,843 | 1,517 | 195 | 3,333 | 3,257 | 49 | 44 | 13 |
| Household appliance, radio, TV stores..... | 13 | 7 | 445 | 335 | 27 | 503 | 491 | 10 | 10 | 13 |
| Automotive group..... | 25 | 21 | 16,878 | 16,786 | 1,421 | 24,145 | 23,623 | 271 | 263 | 19 |
| Gasoline service stations..... | 76 | 44 | 3,585 | 2,959 | 249 | 4,704 | 3,782 | 105 | 64 | 21 |
| Lumber, bldg. mats., hardware, farm equip. dealers, total..... | 58 | 46 | 9,395 | 9,041 | 906 | 19,974 | 18,763 | 277 | 241 | 49 |
| Farm equipment dealers..... | 15 | 11 | 2,246 | 2,186 | 181 | 3,900 | 3,674 | 60 | 56 | 17 |
| Lumber, building materials, supplies, equipment dealers..... | 27 | 23 | 6,112 | 6,028 | 639 | 14,464 | 13,559 | 187 | 161 | 12 |
| Hardware stores..... | 16 | 12 | 1,037 | 827 | 86 | 1,610 | 1,530 | 30 | 24 | 20 |

Standard Notes: (D) Withheld to avoid disclosure. (NA) Not available. n.e.c. Not elsewhere classified. XXXX Not applicable. (Z) Less than \$500. ... Represents zero.
¹ Group totals may include data for establishments without payroll which could not be classified by detailed kind of business.

Table 104. RETAIL TRADE: 1954 — COUNTIES WITH 500 ESTABLISHMENTS OR MORE—Continued

Establishments, Sales, Payroll, and Personnel, by Kind of Business

| County and kind of business | Establishments | | Sales | | Payroll, entire year (\$1,000) | Payroll, workweek ended nearest Nov. 15 | | Paid employees, workweek ended nearest Nov. 15 | | Proprietors (unincorporated businesses only) ¹ (Number) |
|---|--------------------------------|--------------------------|---|--|-----------------------------------|---|----------------------------|--|---------------------------|---|
| | Total ¹ (Number) | With payroll (Number) | Total, all establishments ¹ (\$1,000) | Establishments with payroll (\$1,000) | | Total (Dollars) | Full workweek (Dollars) | Total (Number) | Full workweek (Number) | |
| DAKOTA COUNTY--Con. | | | | | | | | | | |
| Drug stores, proprietary stores, total | 14 | 14 | 1,186 | 1,186 | 133 | 3,192 | 2,671 | 75 | 52 | 14 |
| Drug stores | 14 | 14 | 1,186 | 1,186 | 133 | 3,192 | 2,671 | 75 | 52 | 14 |
| Proprietary stores | ... | ... | ... | ... | ... | ... | ... | ... | ... | ... |
| Other retail stores, total | 62 | 40 | 4,192 | 3,630 | 259 | 4,928 | 4,626 | 83 | 66 | 58 |
| Liquor stores | 27 | 13 | 1,623 | 1,125 | 71 | 1,373 | 1,256 | 26 | 21 | 23 |
| Fuel, ice dealers | 3 | 3 | 513 | 513 | 43 | 1,071 | 1,032 | 12 | 11 | 4 |
| Feed, farm, garden supply stores | 11 | 9 | (D) | (D) | (D) | (D) | (D) | (D) | (D) | (D) |
| Jewelry stores | 7 | 7 | 238 | 238 | 30 | 523 | 456 | 13 | 7 | 6 |
| Book, stationery stores | ... | ... | ... | ... | ... | ... | ... | ... | ... | ... |
| Other retail stores (except second-hand) | 11 | 7 | 195 | 149 | 12 | 221 | 178 | 6 | 3 | 10 |
| Second-hand stores | 3 | 1 | (D) | (D) | (D) | (D) | (D) | (D) | (D) | (D) |
| Nonstore retailers | 13 | 3 | 212 | 102 | 10 | 371 | 239 | 7 | 3 | 13 |
| HENNEPIN COUNTY | | | | | | | | | | |
| Retail trade, total | 6,826 | 4,726 | 987,517 | 944,163 | 131,532 | 2,530,667 | 2,252,403 | 48,112 | 35,418 | 6,805 |
| Food stores, total | 1,478 | 936 | 201,281 | 185,543 | 14,739 | 284,712 | 235,418 | 5,956 | 3,523 | 1,554 |
| Grocery stores | 991 | 567 | 167,014 | 153,938 | 10,845 | 209,020 | 171,823 | 4,269 | 2,470 | 1,067 |
| Meat markets, fish (scafood) markets | 173 | 123 | 20,911 | 19,625 | 1,867 | 34,740 | 30,325 | 537 | 366 | 192 |
| Fruit stores, vegetable markets | 29 | 11 | 1,260 | 968 | 96 | 1,992 | 1,825 | 40 | 31 | 37 |
| Candy, nut, confectionery stores | 55 | 37 | 2,004 | 1,764 | 224 | 3,616 | 3,358 | 111 | 89 | 38 |
| Bakery products stores | 172 | 158 | 6,770 | 6,538 | 1,463 | 30,195 | 23,723 | 860 | 478 | 147 |
| Other food stores | 56 | 40 | 3,308 | 2,710 | 244 | 5,149 | 4,364 | 139 | 89 | 71 |
| Eating, drinking places, total | 1,325 | 1,101 | 78,347 | 74,411 | 19,093 | 387,747 | 343,155 | 9,103 | 6,949 | 1,548 |
| Eating places (except refreshment stands) | 687 | 583 | 42,223 | 41,223 | 11,859 | 243,109 | 214,223 | 6,087 | 4,677 | 797 |
| Refreshment stands | 102 | 84 | 2,642 | 2,308 | 353 | 7,244 | 5,423 | 296 | 162 | 124 |
| Drinking places | 534 | 434 | 33,008 | 30,880 | 6,881 | 137,394 | 123,509 | 2,720 | 2,110 | 625 |
| General merchandise group, total | 170 | 126 | 140,602 | 139,994 | 27,508 | 519,472 | 429,917 | 11,028 | 6,875 | 138 |
| Department stores | 8 | 8 | 123,280 | 123,280 | 24,522 | 461,555 | 383,910 | 9,357 | 5,840 | ... |
| Dry goods, general merchandise stores | 49 | 39 | 3,976 | 3,836 | 602 | 10,720 | 9,351 | 254 | 176 | 47 |
| General stores | 12 | 6 | 978 | 854 | 55 | 1,012 | 919 | 31 | 21 | 15 |
| Variety stores | 101 | 73 | 12,368 | 12,024 | 2,329 | 46,185 | 35,737 | 1,386 | 838 | 76 |
| Apparel, accessories stores, total | 466 | 400 | 72,025 | 70,819 | 10,972 | 201,033 | 180,374 | 4,053 | 3,085 | 360 |
| Shoe stores | 93 | 83 | 10,009 | 9,739 | 1,462 | 25,903 | 23,810 | 465 | 345 | 49 |
| Men's, boys' clothing and furnishings stores | (NA) | 78 | (NA) | 14,296 | 2,289 | 40,346 | 37,276 | 690 | 561 | (NA) |
| Family clothing stores | (NA) | 36 | (NA) | 12,864 | 2,293 | 38,505 | 34,044 | 907 | 686 | (NA) |
| Women's clothing, specialty stores | 150 | 130 | 27,256 | 27,056 | 3,552 | 68,267 | 60,059 | 1,504 | 1,105 | 120 |
| Ready-to-wear stores | (NA) | 98 | (NA) | 16,750 | 2,782 | 50,190 | 43,974 | 1,087 | 805 | (NA) |
| Millinery stores | (NA) | 19 | (NA) | (D) | (D) | (D) | (D) | (D) | (D) | (NA) |
| Other clothing, specialty stores | (NA) | 13 | (NA) | (D) | (D) | (D) | (D) | (D) | (D) | (NA) |
| Other apparel stores | 87 | 71 | 7,112 | 6,864 | 1,376 | 28,012 | 25,185 | 487 | 388 | 74 |
| Furniture, home furnishings, appliance dealers, total | 403 | 277 | 50,652 | 47,762 | 9,147 | 162,592 | 155,985 | 2,233 | 2,048 | 362 |
| Furniture, home furnishings stores | 259 | 179 | 35,830 | 34,202 | 5,869 | 118,805 | 113,784 | 1,660 | 1,517 | 218 |
| Furniture stores | (NA) | 100 | (NA) | 24,855 | 3,759 | 75,743 | 71,849 | 1,052 | 946 | (NA) |
| Home furnishings stores, antique stores | (NA) | 79 | (NA) | 9,347 | 2,110 | 43,062 | 41,935 | 608 | 571 | (NA) |
| Household appliance, radio, TV stores | 144 | 98 | 14,822 | 13,560 | 2,278 | 43,787 | 42,201 | 573 | 531 | 144 |
| Automotive group, total | 206 | 162 | 156,891 | 155,787 | 15,928 | 289,660 | 284,891 | 3,491 | 3,404 | 136 |
| Passenger car dealers (franchised) | 87 | 79 | 134,132 | 133,918 | 13,928 | 254,014 | 250,666 | 3,018 | 2,987 | 30 |
| Passenger car dealers (nonfranchised) | 59 | 39 | 14,266 | 13,700 | 828 | 15,486 | 15,128 | 177 | 172 | 62 |
| Tire, battery, accessory dealers | 44 | 32 | 5,712 | 5,444 | 901 | 15,551 | 14,538 | 241 | 193 | 35 |
| Other automotive dealers | 16 | 12 | 2,781 | 2,725 | 271 | 4,609 | 4,557 | 55 | 52 | 9 |
| Gasoline service stations | 783 | 601 | 52,058 | 47,358 | 4,702 | 98,194 | 83,608 | 1,919 | 1,291 | 847 |
| Lumber, bldg. mats., hardware, farm equip. dealers, total | 389 | 273 | 68,314 | 65,790 | 8,909 | 170,964 | 163,818 | 2,197 | 1,931 | 336 |
| Farm equipment dealers | 25 | 15 | 2,369 | 2,213 | 231 | 4,428 | 4,382 | 67 | 65 | 20 |
| Lumber, building materials dealers | 90 | 76 | 41,545 | 41,405 | 4,659 | 89,946 | 86,953 | 1,014 | 943 | 46 |
| Plumbing, paint, electrical stores | 71 | 47 | 8,808 | 8,252 | 1,955 | 37,293 | 36,830 | 397 | 388 | 62 |
| Hardware stores | 201 | 135 | 15,498 | 13,920 | 2,064 | 39,297 | 35,653 | 719 | 535 | 204 |
| Drug stores, proprietary stores, total | 238 | 234 | 33,212 | 33,052 | 4,847 | 94,372 | 78,066 | 2,420 | 1,607 | 197 |
| Drug stores | (NA) | 232 | (NA) | (D) | (D) | (D) | (D) | (D) | (D) | (NA) |
| Proprietary stores | (NA) | 2 | (NA) | (D) | (D) | (D) | (D) | (D) | (D) | (NA) |
| Other retail stores, total | 911 | 541 | 69,787 | 63,717 | 8,049 | 156,493 | 144,086 | 2,724 | 2,159 | 884 |
| Liquor stores | 116 | 86 | 21,633 | 20,181 | 1,281 | 24,277 | 20,706 | 498 | 338 | 111 |
| Fuel, ice dealers | 66 | 38 | 10,287 | 9,881 | 1,059 | 22,308 | 21,464 | 329 | 291 | 49 |
| Feed, farm, garden supply stores | 35 | 27 | 3,540 | 3,404 | 397 | 7,678 | 7,243 | 116 | 103 | 30 |
| Jewelry stores | 106 | 70 | 5,741 | 5,265 | 783 | 14,244 | 13,589 | 230 | 202 | 100 |
| Book, stationery stores | 37 | 29 | 3,890 | 3,782 | 893 | 16,469 | 15,681 | 253 | 208 | 27 |
| Sporting goods, bicycle stores | 46 | 32 | 3,005 | (D) | (D) | (D) | (D) | (D) | (D) | (D) |
| Florists | 71 | 49 | 2,740 | 2,430 | 542 | 11,050 | 10,220 | 192 | 151 | 81 |
| Cigar stores, stands | 33 | 17 | 1,246 | 930 | 92 | 1,801 | 1,627 | 50 | 40 | 32 |
| News dealers, newsstands | 14 | 4 | 793 | (D) | (D) | (D) | (D) | (D) | (D) | (D) |
| Gift, novelty, souvenir stores | 64 | 30 | 1,198 | 894 | 83 | 1,590 | 1,262 | 54 | 31 | 79 |
| Music stores | 32 | 22 | 3,862 | 3,722 | 676 | 13,390 | 12,262 | 233 | 187 | 26 |
| Camera, photographic supply stores | 13 | 11 | 1,713 | (D) | 268 | 5,274 | 4,143 | 95 | 65 | 13 |
| Other retail stores (except second-hand) | 101 | 89 | 5,846 | 5,710 | 1,136 | 22,448 | 21,181 | 366 | 310 | 87 |
| Second-hand stores | 61 | 37 | 2,605 | 2,605 | 471 | 9,414 | 9,115 | 145 | 133 | 56 |
| Nonstore retailers, total | 457 | 75 | 64,348 | 59,930 | 8,638 | 165,428 | 153,085 | 2,988 | 2,546 | 443 |
| Mail order houses | 16 | 12 | (D) | (D) | (D) | (D) | (D) | (D) | (D) | (D) |
| Direct selling (house-to-house) organizations | 404 | 44 | (D) | (D) | (D) | (D) | (D) | (D) | (D) | (D) |
| Merchandise vending machine operators | 37 | 19 | 3,407 | 2,961 | 298 | 6,105 | 5,869 | 91 | 83 | 31 |

Standard Notes: (D) Withheld to avoid disclosure. (NA) Not available. n.e.c. Not elsewhere classified. XXX Not applicable. (Z) Less than \$500. ... Represents zero.
¹ Group totals may include data for establishments without payroll which could not be classified by detailed kind of business.

RETAIL TRADE—AREA STATISTICS

Table 104. RETAIL TRADE: 1954 — COUNTIES WITH 500 ESTABLISHMENTS OR MORE—Continued

Establishments, Sales, Payroll, and Personnel, by Kind of Business

| County and kind of business | Establishments | | Sales | | Payroll, entire year (\$1,000) | Payroll, workweek ended nearest Nov. 15 | | Paid employees, workweek ended nearest Nov. 15 | | Proprietors (unincorporated businesses only) ¹ (Number) |
|--|--------------------------------|--------------------------|---|--|-----------------------------------|---|----------------------------|--|---------------------------|---|
| | Total ¹ (Number) | With payroll (Number) | Total, all establishments ¹ (\$1,000) | Establishments with payroll (\$1,000) | | Total (Dollars) | Full workweek (Dollars) | Total (Number) | Full workweek (Number) | |
| OLMSTED COUNTY | | | | | | | | | | |
| Retail trade, total..... | 572 | 428 | 66,792 | 63,416 | 8,393 | 166,154 | 155,163 | 3,164 | 2,655 | 575 |
| Food stores, total..... | 75 | 47 | 9,181 | 8,367 | 646 | 12,440 | 10,296 | 266 | 186 | 75 |
| Grocery stores..... | 55 | 37 | 8,528 | 7,884 | 536 | 10,209 | 8,255 | 218 | 147 | 50 |
| Meat markets, fish (seafood) markets..... | ... | ... | ... | ... | ... | ... | ... | ... | ... | ... |
| Fruit stores, vegetable markets..... | ... | ... | ... | ... | ... | ... | ... | ... | ... | ... |
| Candy, nut, confectionery stores..... | 7 | 3 | 160 | 86 | 10 | 241 | 201 | 7 | 6 | 8 |
| Other food stores..... | 13 | 7 | 493 | 397 | 100 | 1,990 | 1,840 | 41 | 33 | 17 |
| Eating, drinking places, total..... | 117 | 97 | 5,445 | 4,987 | 1,135 | 24,991 | 23,471 | 579 | 473 | 157 |
| Eating places..... | 85 | 77 | 3,968 | 3,726 | 885 | 19,876 | 18,597 | 469 | 377 | 116 |
| Drinking places..... | 32 | 20 | 1,477 | 1,261 | 250 | 5,115 | 4,874 | 110 | 96 | 41 |
| General merchandise group, total..... | 19 | 15 | 8,545 | 8,381 | 1,403 | 26,718 | 23,358 | 614 | 468 | 11 |
| General merchandise group (except variety)..... | 14 | 10 | 7,048 | 6,884 | 1,102 | 21,121 | 18,633 | 449 | 341 | 10 |
| Variety stores..... | 5 | 5 | 1,497 | 1,497 | 301 | 5,597 | 4,725 | 165 | 127 | 1 |
| Apparel, accessories stores, total..... | 48 | 44 | 5,632 | (D) | 938 | 17,949 | 16,622 | 374 | 306 | 42 |
| Shoe stores..... | 11 | 9 | 789 | (D) | 119 | 2,274 | 2,153 | 41 | 29 | 9 |
| Men's, boys' clothing and furnishings stores..... | 8 | 8 | 1,168 | 1,168 | 180 | 3,385 | 3,271 | 55 | 47 | 9 |
| Family clothing stores..... | 2 | 2 | (D) | (D) | (D) | (D) | (D) | (D) | (D) | (D) |
| Women's clothing, specialty stores..... | 20 | 20 | 3,259 | 3,259 | 585 | 11,153 | 10,155 | 253 | 210 | 11 |
| Ready-to-wear stores..... | 17 | 17 | 3,076 | 3,076 | 547 | 10,709 | 9,711 | 239 | 199 | 10 |
| Other clothing, specialty stores..... | 3 | 3 | 183 | 183 | 38 | 444 | 444 | 14 | 11 | 1 |
| Other apparel stores..... | 5 | 5 | (D) | (D) | (D) | (D) | (D) | (D) | (D) | (D) |
| Furniture, home furnishings, appliance dealers, total..... | 43 | 35 | 4,458 | 4,326 | 659 | 12,983 | 12,564 | 201 | 192 | 48 |
| Furniture, home furnishings stores, antique stores..... | 25 | 23 | 2,130 | (D) | 274 | 5,900 | 5,651 | 91 | 86 | 33 |
| Household appliance, radio, TV stores..... | 18 | 12 | 2,328 | (D) | 385 | 7,083 | 6,913 | 110 | 106 | 15 |
| Automotive group..... | 27 | 23 | 11,791 | 11,441 | 1,328 | 25,915 | 25,730 | 358 | 351 | 16 |
| Gasoline service stations..... | 66 | 48 | 3,929 | 3,467 | 278 | 5,583 | 5,062 | 118 | 93 | 61 |
| Lumber, bldg. mats., hardware, farm equip. dealers, total..... | 47 | 35 | 6,445 | 6,229 | 839 | 16,775 | 16,327 | 224 | 205 | 37 |
| Farm equipment dealers..... | 9 | 7 | 1,014 | (D) | 64 | 1,349 | 1,236 | 28 | 21 | 7 |
| Lumber, building materials, supplies, equipment dealers..... | 25 | 19 | 4,433 | 4,347 | 649 | 13,230 | 12,964 | 157 | 150 | 19 |
| Hardware stores..... | 13 | 9 | 998 | (D) | 126 | 2,196 | 2,127 | 39 | 34 | 11 |
| Drug stores, proprietary stores, total..... | 12 | 12 | 3,088 | 3,088 | 408 | 7,371 | 7,043 | 137 | 119 | 9 |
| Drug stores..... | 11 | 11 | (D) | (D) | (D) | (D) | (D) | (D) | (D) | (D) |
| Proprietary stores..... | 1 | 1 | (D) | (D) | (D) | (D) | (D) | (D) | (D) | (D) |
| Other retail stores, total..... | 100 | 70 | 7,863 | (D) | (D) | (D) | (D) | (D) | (D) | (D) |
| Liquor stores..... | 12 | 12 | 1,491 | 1,491 | 72 | 1,452 | 1,332 | 28 | 23 | 13 |
| Fuel, ice dealers..... | 4 | 2 | 285 | (D) | (D) | (D) | (D) | (D) | (D) | (D) |
| Feed, farm, garden supply stores..... | 10 | 6 | 2,412 | 2,364 | 162 | 3,171 | 3,081 | 46 | 45 | 13 |
| Jewelry stores..... | 9 | 9 | 497 | 497 | 76 | 1,341 | 1,277 | 28 | 25 | 6 |
| Book, stationery stores..... | 2 | 2 | (D) | (D) | (D) | (D) | (D) | (D) | (D) | (D) |
| Other retail stores (except second-hand)..... | 50 | 36 | 2,855 | 2,581 | 370 | 7,863 | 7,398 | 163 | 141 | 47 |
| Second-hand stores..... | 3 | 3 | (D) | (D) | (D) | (D) | (D) | (D) | (D) | (D) |
| Nonstore retailers..... | 18 | 2 | 415 | (D) | (D) | (D) | (D) | (D) | (D) | (D) |
| OTTER TAIL COUNTY | | | | | | | | | | |
| Retail trade, total..... | 567 | 405 | 40,767 | 38,029 | 3,481 | 67,306 | 62,267 | 1,590 | 1,310 | 576 |
| Food stores, total..... | 85 | 59 | 7,101 | 6,549 | 386 | 7,172 | 6,246 | 191 | 143 | 88 |
| Grocery stores..... | 73 | 47 | 6,364 | 5,812 | 298 | 5,740 | 5,193 | 156 | 119 | 74 |
| Meat markets, fish (seafood) markets..... | 5 | 5 | 439 | 439 | 69 | 972 | 730 | 18 | 13 | 5 |
| Fruit stores, vegetable markets..... | ... | ... | ... | ... | ... | ... | ... | ... | ... | ... |
| Candy, nut, confectionery stores..... | ... | ... | ... | ... | ... | ... | ... | ... | ... | ... |
| Other food stores..... | 7 | 7 | 298 | 298 | 19 | 460 | 323 | 17 | 11 | 9 |
| Eating, drinking places, total..... | 113 | 67 | 2,708 | 2,190 | 324 | 6,185 | 5,422 | 260 | 196 | 132 |
| Eating places..... | 76 | 50 | 1,977 | 1,691 | 281 | 5,441 | 4,749 | 229 | 174 | 91 |
| Drinking places..... | 35 | 17 | 717 | 499 | 43 | 744 | 673 | 31 | 22 | 39 |
| General merchandise group, total..... | 26 | 22 | 2,406 | 2,368 | 272 | 5,139 | 4,764 | 158 | 127 | 23 |
| General merchandise group (except variety)..... | 19 | 15 | 1,810 | 1,772 | 180 | 3,251 | 2,982 | 85 | 63 | 16 |
| Variety stores..... | 7 | 7 | 596 | 596 | 92 | 1,888 | 1,782 | 73 | 64 | 7 |
| Apparel, accessories stores, total..... | 33 | 31 | 2,614 | (D) | 293 | 5,758 | 5,046 | 156 | 116 | 34 |
| Shoe stores..... | 6 | 4 | 280 | (D) | 39 | 564 | 462 | 12 | 8 | 4 |
| Men's, boys' clothing and furnishings stores..... | 7 | 7 | 586 | 586 | 61 | 1,241 | 1,147 | 28 | 19 | 10 |
| Family clothing stores..... | 6 | 6 | 879 | 879 | 91 | 1,868 | 1,598 | 54 | 40 | 6 |
| Women's clothing, specialty stores..... | 11 | 11 | 758 | 758 | 91 | 1,872 | 1,697 | 55 | 45 | 12 |
| Ready-to-wear stores..... | 8 | 8 | 711 | 711 | 83 | 1,746 | 1,624 | 49 | 43 | 11 |
| Other clothing, specialty stores..... | 3 | 3 | 47 | 47 | 8 | 126 | 73 | 6 | 2 | 1 |
| Other apparel stores..... | 3 | 3 | 111 | 111 | 11 | 213 | 142 | 7 | 4 | 2 |
| Furniture, home furnishings, appliance dealers, total..... | 21 | 17 | 1,719 | 1,577 | 213 | 4,349 | 4,224 | 71 | 66 | 25 |
| Furniture, home furnishings stores, antique stores..... | 11 | 9 | 895 | (D) | 95 | 1,997 | 1,905 | 34 | 32 | 14 |
| Household appliance, radio, TV stores..... | 10 | 8 | 824 | (D) | 118 | 2,352 | 2,319 | 37 | 34 | 11 |
| Automotive group..... | 31 | 29 | 6,245 | (D) | 590 | 11,912 | 11,706 | 206 | 194 | 28 |
| Gasoline service stations..... | 57 | 35 | 3,166 | 2,706 | 205 | 4,003 | 3,631 | 106 | 84 | 64 |
| Lumber, bldg. mats., hardware, farm equip. dealers, total..... | 88 | 74 | 6,523 | 6,159 | 550 | 10,666 | 9,990 | 212 | 186 | 91 |
| Farm equipment dealers..... | 28 | 26 | 2,914 | (D) | 228 | 4,266 | 3,848 | 87 | 72 | 37 |
| Lumber, building materials, supplies, equipment dealers..... | 28 | 24 | 2,153 | (D) | 197 | 3,766 | 3,662 | 70 | 66 | 18 |
| Hardware stores..... | 32 | 24 | 1,456 | 1,282 | 125 | 2,634 | 2,480 | 55 | 48 | 36 |

Standard Notes: (D) Withheld to avoid disclosure. (NA) Not available. n.e.c. Not elsewhere classified. XXX Not applicable. (Z) Less than \$500. ... Represents zero.
¹ Group totals may include data for establishments without payroll which could not be classified by detailed kind of business.

Table 104. RETAIL TRADE: 1954 — COUNTIES WITH 500 ESTABLISHMENTS OR MORE—Continued

Establishments, Sales, Payroll, and Personnel, by Kind of Business

| County and kind of business | Establishments | | Sales | | Payroll, entire year (\$1,000) | Payroll, workweek ended nearest Nov. 15 | | Paid employees, workweek ended nearest Nov. 15 | | Proprietors (unincorporated businesses only) ¹ (Number) |
|---|-------------------|--------------------------|---|--|-----------------------------------|---|----------------------------|--|---------------------------|---|
| | Total (Number) | With payroll (Number) | Total, all establishments ¹ (\$1,000) | Establishments with payroll (\$1,000) | | Total (Dollars) | Full workweek (Dollars) | Total (Number) | Full workweek (Number) | |
| OTTER TAIL COUNTY--Con. | | | | | | | | | | |
| Drug stores, proprietary stores, total | 18 | 14 | 1,180 | 1,068 | 112 | 2,125 | 1,907 | 44 | 34 | 20 |
| Drug stores | (NA) | 14 | (NA) | 1,068 | 112 | 2,125 | 1,907 | 44 | 34 | (NA) |
| Proprietary stores | (NA) | ••• | (NA) | ••• | ••• | ••• | ••• | ••• | ••• | (NA) |
| Other retail stores, total | 81 | 53 | 6,494 | 6,112 | 498 | 9,066 | 8,460 | 174 | 153 | 58 |
| Liquor stores | 4 | 4 | 369 | 369 | 25 | 525 | 463 | 11 | 8 | ••• |
| Fuel, ice dealers | 5 | 5 | 494 | 494 | 110 | 821 | 775 | 15 | 14 | 4 |
| Feed, farm, garden supply stores | 26 | 24 | 4,490 | (D) | 269 | 5,982 | 5,541 | 110 | 99 | 5 |
| Jewelry stores | 9 | 5 | 209 | 141 | 22 | 372 | 354 | 9 | 7 | 11 |
| Book, stationery stores | ••• | ••• | ••• | ••• | ••• | ••• | ••• | ••• | ••• | ••• |
| Other retail stores (except second-hand) | 16 | 12 | (D) | (D) | (D) | (D) | (D) | (D) | (D) | (D) |
| Second-hand stores | 5 | 3 | (D) | (D) | (D) | (D) | (D) | (D) | (D) | (D) |
| Nonstore retailers | 14 | 4 | 611 | 529 | 38 | 931 | 871 | 12 | 11 | 13 |
| RAMSEY COUNTY | | | | | | | | | | |
| Retail trade, total | 3,483 | 2,351 | 464,016 | 440,068 | 60,281 | 1,164,085 | 1,039,104 | 23,532 | 17,654 | 3,509 |
| Food stores, total | 830 | 520 | 105,755 | 96,131 | 8,124 | 159,054 | 131,092 | 3,472 | 2,093 | 875 |
| Grocery stores | 559 | 333 | 85,365 | 78,089 | 5,952 | 115,908 | 93,205 | 2,472 | 1,374 | 620 |
| Meat markets, fish (seafood) markets | 82 | 58 | 9,287 | 8,639 | 818 | 16,758 | 15,610 | 264 | 219 | 79 |
| Fruit stores, vegetable markets | 12 | 8 | (D) | (D) | (D) | (D) | (D) | (D) | (D) | (D) |
| Candy, nut, confectionery stores | 35 | 21 | 1,581 | 1,147 | 187 | 3,728 | 3,411 | 111 | 91 | 29 |
| Bakery products stores | 83 | 77 | 4,030 | 3,870 | 867 | 16,985 | 13,738 | 472 | 286 | 60 |
| Other food stores | 51 | 23 | (D) | (D) | (D) | (D) | (D) | (D) | (D) | (D) |
| Eating, drinking places, total | 684 | 540 | 32,872 | 30,384 | 7,314 | 149,800 | 130,508 | 3,712 | 2,686 | 805 |
| Eating places (except refreshment stands) | 310 | 266 | 14,887 | 14,327 | 3,892 | 79,886 | 69,065 | 2,182 | 1,589 | 338 |
| Refreshment stands | 90 | 36 | 1,156 | 1,008 | 179 | 3,121 | 2,283 | 120 | 62 | 55 |
| Drinking places | 324 | 238 | 16,829 | 15,049 | 3,243 | 66,793 | 59,160 | 1,410 | 1,035 | 412 |
| General merchandise group, total | 78 | 58 | 60,695 | 60,323 | 9,771 | 187,884 | 160,987 | 4,840 | 3,449 | 70 |
| Department stores | 4 | 4 | 51,619 | 51,619 | 8,419 | 161,490 | 140,558 | 4,043 | 2,942 | ••• |
| Dry goods, general merchandise stores | 22 | 14 | 1,694 | (D) | (D) | (D) | (D) | (D) | (D) | (D) |
| General stores | 5 | 1 | 277 | (D) | (D) | (D) | (D) | (D) | (D) | (D) |
| Variety stores | 47 | 39 | 7,105 | 7,003 | 1,159 | 22,224 | 16,696 | 699 | 431 | 40 |
| Apparel, accessories stores, total | 220 | 188 | 32,242 | 31,722 | 5,174 | 99,695 | 67,152 | 2,032 | 1,630 | 159 |
| Shoe stores | 49 | 43 | 4,199 | 4,051 | 537 | 10,343 | 9,489 | 184 | 134 | 27 |
| Men's, boys' clothing and furnishings stores | (NA) | 40 | (NA) | 5,520 | 896 | 15,694 | 15,120 | 282 | 249 | (NA) |
| Family clothing stores | (NA) | 17 | (NA) | 4,953 | 845 | 15,108 | 13,582 | 326 | 245 | (NA) |
| Women's clothing, specialty stores | 61 | 53 | 15,157 | (D) | (D) | (D) | (D) | (D) | (D) | (D) |
| Ready-to-wear stores | (NA) | 34 | (NA) | 9,456 | 1,695 | 34,225 | 26,671 | 724 | 584 | (NA) |
| Millinery stores | (NA) | 14 | (NA) | 1,186 | 245 | 5,035 | 4,326 | 122 | 85 | (NA) |
| Other clothing, specialty stores | (NA) | 5 | (NA) | (D) | (D) | (D) | (D) | (D) | (D) | (NA) |
| Other apparel stores | 45 | 35 | (D) | (D) | (D) | (D) | (D) | (D) | (D) | (D) |
| Furniture, home furnishings, appliance dealers, total | 178 | 132 | 23,724 | 22,350 | 3,867 | 70,348 | 67,124 | 1,009 | 894 | 165 |
| Furniture, home furnishings stores | 90 | 70 | 15,747 | 14,969 | 2,688 | 47,399 | 44,878 | 697 | 609 | 85 |
| Furniture stores | (NA) | 39 | (NA) | 11,448 | 1,925 | 31,881 | 30,616 | 466 | 413 | (NA) |
| Home furnishings stores, antique stores | (NA) | 31 | (NA) | 3,521 | 763 | 15,518 | 14,262 | 231 | 196 | (NA) |
| Household appliance, radio, TV stores | 88 | 62 | 7,977 | 7,381 | 1,179 | 22,949 | 22,246 | 312 | 285 | 80 |
| Automotive group, total | 108 | 76 | 66,815 | 66,053 | 8,057 | 150,385 | 148,468 | 1,764 | 1,702 | 75 |
| Passenger car dealers (franchised) | 45 | 37 | 57,694 | 57,496 | 6,689 | 125,808 | 124,589 | 1,437 | 1,407 | 17 |
| Passenger car dealers (nonfranchised) | 23 | 13 | 2,792 | (D) | (D) | (D) | (D) | (D) | (D) | (D) |
| Tire, battery, accessory dealers | 26 | 18 | (D) | (D) | (D) | (D) | (D) | (D) | (D) | (D) |
| Other automotive dealers | 12 | 8 | (D) | (D) | (D) | (D) | (D) | (D) | (D) | (D) |
| Gasoline service stations | 422 | 296 | 26,483 | 23,347 | 2,266 | 50,244 | 43,624 | 951 | 647 | 445 |
| Lumber, bldg. mats., hardware, farm equip. dealers, total | 166 | 130 | 24,588 | 23,974 | 3,976 | 73,671 | 71,615 | 979 | 890 | 138 |
| Farm equipment dealers | 4 | 4 | (D) | (D) | (D) | (D) | (D) | (D) | (D) | (D) |
| Lumber, building materials dealers | 39 | 29 | 11,243 | 11,159 | 1,509 | 28,378 | 27,607 | 353 | 328 | 18 |
| Plumbing, paint, electrical stores | 48 | 38 | (D) | (D) | (D) | (D) | (D) | (D) | (D) | (D) |
| Hardware stores | 75 | 59 | 7,070 | 6,696 | 954 | 19,287 | 18,345 | 319 | 268 | 76 |
| Drug stores, proprietary stores, total | 117 | 103 | 16,342 | 16,174 | 2,362 | 45,337 | 37,420 | 1,098 | 697 | 119 |
| Drug stores | (NA) | 101 | (NA) | (D) | (D) | (D) | (D) | (D) | (D) | (NA) |
| Proprietary stores | (NA) | 2 | (NA) | (D) | (D) | (D) | (D) | (D) | (D) | (NA) |
| Other retail stores, total | 450 | 280 | 34,513 | (D) | (D) | (D) | (D) | (D) | (D) | (D) |
| Liquor stores | 54 | 50 | 9,578 | 9,168 | 573 | 11,226 | 9,417 | 213 | 140 | 56 |
| Fuel, ice dealers | 31 | 25 | 8,148 | 7,852 | 770 | 15,494 | 14,739 | 241 | 219 | 30 |
| Feed, farm, garden supply stores | 15 | 9 | 1,260 | 1,158 | 169 | 3,395 | 3,314 | 41 | 38 | 18 |
| Jewelry stores | 67 | 37 | 3,516 | 3,050 | 613 | 10,777 | 10,358 | 164 | 146 | 59 |
| Book, stationery stores | 26 | 16 | 908 | 736 | 121 | 2,041 | 1,759 | 46 | 30 | 22 |
| Sporting goods, bicycle stores | 23 | 17 | 1,691 | 1,637 | 273 | 5,488 | 5,274 | 86 | 74 | 18 |
| Florists | 40 | 28 | 2,127 | 1,913 | 428 | 7,410 | 6,799 | 151 | 118 | 46 |
| Cigar stores, stands | 15 | 7 | 424 | 282 | 34 | 682 | 594 | 18 | 14 | 14 |
| News dealers, newsstands | 5 | 1 | 104 | (D) | (D) | (D) | (D) | (D) | (D) | (D) |
| Gift, novelty, souvenir stores | 16 | 6 | (D) | (D) | (D) | (D) | (D) | (D) | (D) | (D) |
| Music stores | 20 | 12 | 984 | (D) | (D) | (D) | (D) | (D) | (D) | (D) |
| Camera, photographic supply stores | 10 | 6 | 914 | (D) | 125 | 2,566 | 2,486 | 41 | 36 | 10 |
| Other retail stores (except second-hand) | 48 | 38 | (D) | (D) | (D) | (D) | (D) | (D) | (D) | (D) |
| Second-hand stores | 38 | 28 | 1,893 | 1,665 | 508 | 9,869 | 9,401 | 286 | 253 | 27 |
| Nonstore retailers, total | 230 | 28 | 40,487 | (D) | (D) | (D) | (D) | (D) | (D) | (D) |
| Mail order houses | 5 | 5 | (D) | (D) | (D) | (D) | (D) | (D) | (D) | (D) |
| Direct selling (house-to-house) organizations | 200 | 16 | (D) | 2,378 | 465 | 8,822 | 8,790 | 178 | 176 | 202 |
| Merchandise vending machine operators | 25 | 7 | 1,871 | 1,539 | 216 | 3,916 | 3,855 | 52 | 50 | 31 |

Standard Notes: (D) Withheld to avoid disclosure. (NA) Not available. n.e.c. Not elsewhere classified. XXX Not applicable. (Z) Less than \$500. ... Represents zero.
¹ Group totals may include data for establishments without payroll which could not be classified by detailed kind of business.

Table 104. RETAIL TRADE: 1954 — COUNTIES WITH 500 ESTABLISHMENTS OR MORE—Continued

Establishments, Sales, Payroll, and Personnel, by Kind of Business

| County and kind of business | Establishments | | Sales | | Payroll, entire year (\$1,000) | Payroll, workweek ended nearest Nov. 15 | | Paid employees, workweek ended nearest Nov. 15 | | Proprietors (unincorporated businesses only) ¹ (Number) |
|---|--------------------------------|--------------------------|---|--|-----------------------------------|---|----------------------------|--|---------------------------|---|
| | Total ¹ (Number) | With payroll (Number) | Total, all establishments ¹ (\$1,000) | Establishments with payroll (\$1,000) | | Total (Dollars) | Full workweek (Dollars) | Total (Number) | Full workweek (Number) | |
| ST. LOUIS COUNTY | | | | | | | | | | |
| Retail trade, total | 2,464 | 1,660 | 236,550 | 220,424 | 26,539 | 511,965 | 470,295 | 10,101 | 7,946 | 2,405 |
| Food stores, total | 577 | 345 | 58,637 | 53,047 | 3,772 | 72,496 | 63,281 | 1,663 | 1,101 | 608 |
| Grocery stores | 464 | 276 | 52,040 | 47,328 | 3,126 | 59,826 | 52,003 | 1,376 | 900 | 493 |
| Meat markets, fish (seafood) markets | 31 | 19 | (D) | (D) | (D) | (D) | (D) | (D) | (D) | (D) |
| Fruit stores, vegetable markets | 2 | 2 | (D) | (D) | (D) | (D) | (D) | (D) | (D) | (D) |
| Candy, nut, confectionery stores | 31 | 15 | 798 | (D) | (D) | (D) | (D) | (D) | (D) | (D) |
| Bakery products stores | 38 | 28 | 1,348 | (D) | 314 | 6,486 | 5,640 | 158 | 110 | 43 |
| Other food stores | 11 | 5 | (D) | (D) | (D) | (D) | (D) | (D) | (D) | (D) |
| Eating, drinking places, total | 472 | 346 | 17,294 | 15,774 | 3,400 | 70,522 | 62,311 | 1,773 | 1,328 | 525 |
| Eating places (except refreshment stands) | 214 | 180 | 8,193 | (D) | (D) | (D) | (D) | (D) | (D) | (D) |
| Refreshment stands | 41 | 31 | 689 | (D) | (D) | (D) | (D) | (D) | (D) | (D) |
| Drinking places | 217 | 135 | 8,412 | 7,474 | 1,476 | 29,599 | 25,793 | 598 | 445 | 215 |
| General merchandise group, total | 120 | 86 | 28,126 | 27,104 | 3,987 | 75,676 | 68,658 | 1,605 | 1,278 | 94 |
| Department stores | 9 | 9 | (D) | (D) | (D) | (D) | (D) | (D) | (D) | (D) |
| Dry goods, general merchandise stores | 46 | 32 | 7,536 | 7,094 | 716 | 14,959 | 13,035 | 304 | 213 | 38 |
| General stores | 35 | 23 | (D) | (D) | (D) | (D) | (D) | (D) | (D) | (D) |
| Variety stores | 28 | 22 | 3,492 | (D) | 641 | 12,709 | 11,528 | 402 | 313 | 18 |
| Apparel, accessories stores, total | 194 | 160 | 17,110 | 16,772 | 2,448 | 47,723 | 43,530 | 1,058 | 830 | 148 |
| Shoe stores | 35 | 25 | 1,720 | (D) | 180 | 3,202 | 2,986 | 67 | 49 | 26 |
| Men's, boys' clothing and furnishings stores | (NA) | 42 | (NA) | 4,386 | 589 | 10,631 | 9,730 | 187 | 143 | (NA) |
| Family clothing stores | (NA) | 13 | (NA) | (D) | (D) | (D) | (D) | (D) | (D) | (NA) |
| Women's clothing, specialty stores | 68 | 66 | 7,982 | (D) | 1,241 | 23,957 | 21,666 | 595 | 467 | 49 |
| Ready-to-wear stores | (NA) | 47 | (NA) | 7,085 | 1,105 | 21,440 | 19,473 | 515 | 408 | (NA) |
| Millinery stores | (NA) | 14 | (NA) | (D) | (D) | (D) | (D) | (D) | (D) | (NA) |
| Other clothing, specialty stores | (NA) | 5 | (NA) | (D) | (D) | (D) | (D) | (D) | (D) | (NA) |
| Other apparel stores | 20 | 14 | (D) | (D) | (D) | (D) | (D) | (D) | (D) | (D) |
| Furniture, home furnishings, appliance dealers, total | 118 | 92 | 11,665 | (D) | 1,698 | 31,986 | 29,938 | 529 | 436 | 88 |
| Furniture, home furnishings stores | 50 | 42 | 6,820 | (D) | 1,054 | 18,753 | 17,964 | 285 | 257 | 29 |
| Furniture stores | (NA) | 29 | (NA) | (D) | (D) | (D) | (D) | (D) | (D) | (NA) |
| Home furnishings stores, antique stores | (NA) | 13 | (NA) | (D) | (D) | (D) | (D) | (D) | (D) | (NA) |
| Household appliance, radio, TV stores | 68 | 50 | 4,845 | 4,447 | 644 | 13,233 | 11,974 | 244 | 179 | 59 |
| Automotive group, total | 122 | 106 | 40,438 | (D) | 4,547 | 83,561 | 82,571 | 1,107 | 1,063 | 103 |
| Passenger car dealers (franchised) | 67 | 67 | 32,924 | 32,924 | 3,806 | 70,248 | 69,669 | 920 | 896 | 50 |
| Passenger car dealers (nonfranchised) | 13 | 11 | 1,962 | (D) | 66 | 1,269 | 1,156 | 23 | 19 | 16 |
| Tire, battery, accessory dealers | 21 | 19 | 4,248 | (D) | (D) | (D) | (D) | (D) | (D) | (D) |
| Other automotive dealers | 21 | 9 | 1,284 | (D) | (D) | (D) | (D) | (D) | (D) | (D) |
| Gasoline service stations | 273 | 163 | 14,023 | 11,389 | 890 | 18,581 | 15,613 | 401 | 269 | 203 |
| Lumber, bldg. mats., hardware, farm equip. dealers, total | 122 | 94 | 13,501 | 12,829 | 1,699 | 32,466 | 30,348 | 517 | 435 | 113 |
| Farm equipment dealers | 11 | 7 | 895 | (D) | (D) | (D) | (D) | (D) | (D) | (D) |
| Lumber, building materials dealers | 34 | 28 | 6,162 | 6,108 | 769 | 15,759 | 14,570 | 223 | 187 | 32 |
| Plumbing, paint, electrical stores | 27 | 17 | 1,430 | 1,286 | 266 | 4,576 | 4,364 | 67 | 60 | 29 |
| Hardware stores | 50 | 42 | 5,014 | (D) | (D) | (D) | (D) | (D) | (D) | (D) |
| Drug stores, proprietary stores, total | 48 | 48 | 6,574 | 6,574 | 920 | 17,590 | 15,666 | 405 | 307 | 37 |
| Drug stores | 45 | 45 | (D) | (D) | (D) | (D) | (D) | (D) | (D) | (D) |
| Proprietary stores | 3 | 3 | (D) | (D) | (D) | (D) | (D) | (D) | (D) | (D) |
| Other retail stores, total | 330 | 198 | 20,617 | 18,187 | 2,134 | 43,269 | 40,610 | 739 | 614 | 300 |
| Liquor stores | 64 | 38 | 5,517 | 4,641 | 343 | 6,600 | 5,947 | 118 | 91 | 54 |
| Fuel, ice dealers | 45 | 33 | 5,446 | 5,264 | 547 | 11,856 | 11,559 | 162 | 151 | 38 |
| Feed, farm, garden supply stores | 25 | 15 | (D) | (D) | (D) | (D) | (D) | (D) | (D) | (D) |
| Jewelry stores | 40 | 30 | 1,954 | 1,798 | 306 | 6,010 | 5,798 | 94 | 82 | 41 |
| Book, stationery stores | 5 | 5 | (D) | (D) | (D) | (D) | (D) | (D) | (D) | (D) |
| Sporting goods, bicycle stores | 9 | 5 | (D) | (D) | (D) | (D) | (D) | (D) | (D) | (D) |
| Florists | 11 | 11 | 5,5 | 505 | 79 | 1,504 | 1,487 | 31 | 30 | 9 |
| Cigar stores, stands | 12 | 6 | 356 | 268 | 32 | 750 | 592 | 24 | 12 | 9 |
| News dealers, newsstands | 18 | 12 | (D) | (D) | (D) | (D) | (D) | (D) | (D) | (D) |
| Gift, novelty, souvenir stores | 16 | 8 | (D) | (D) | (D) | (D) | (D) | (D) | (D) | (D) |
| Music stores | 10 | 8 | 854 | (D) | 135 | 2,513 | 2,192 | 47 | 31 | 7 |
| Camera, photographic supply stores | 3 | 1 | 157 | (D) | (D) | (D) | (D) | (D) | (D) | (D) |
| Other retail stores (except second-hand) | 25 | 17 | 951 | 869 | 200 | 4,114 | 3,910 | 52 | 46 | 26 |
| Second-hand stores | 13 | 9 | (D) | (D) | (D) | (D) | (D) | (D) | (D) | (D) |
| Nonstore retailers, total | 98 | 22 | 8,565 | 7,637 | 1,044 | 18,095 | 17,767 | 304 | 285 | 96 |
| Mail order houses | 3 | 3 | (D) | (D) | (D) | (D) | (D) | (D) | (D) | (D) |
| Direct selling (house-to-house) organizations | 89 | 17 | 7,776 | 6,956 | 1,000 | 17,617 | 17,289 | 296 | 277 | 89 |
| Merchandise vending machine operators | .6 | 2 | (D) | (D) | (D) | (D) | (D) | (D) | (D) | (D) |
| STEARNS COUNTY | | | | | | | | | | |
| Retail trade, total | 819 | 569 | 70,496 | 65,246 | 7,238 | 137,394 | 124,715 | 2,993 | 2,354 | 816 |
| Food stores, total | 121 | 87 | 10,760 | 9,682 | 640 | 12,443 | 10,572 | 339 | 229 | 135 |
| Grocery stores | 92 | 68 | 9,085 | 8,179 | 485 | 8,992 | 7,557 | 248 | 162 | 105 |
| Meat markets, fish (seafood) markets | 6 | 6 | 693 | 693 | 53 | 1,197 | 1,045 | 26 | 20 | 6 |
| Fruit stores, vegetable markets | 5 | 1 | (D) | (D) | (D) | (D) | (D) | (D) | (D) | (D) |
| Candy, nut, confectionery stores | 1 | 1 | (D) | (D) | (D) | (D) | (D) | (D) | (D) | (D) |
| Other food stores | 17 | 11 | 760 | (D) | (D) | (D) | (D) | (D) | (D) | (D) |
| Eating, drinking places, total | 163 | 119 | 4,889 | 4,187 | 585 | 11,747 | 9,712 | 415 | 293 | 189 |
| Eating places | 81 | 65 | 2,392 | 2,156 | 370 | 7,264 | 6,002 | 291 | 209 | 99 |
| Drinking places | 82 | 54 | 2,497 | 2,031 | 215 | 4,483 | 3,710 | 124 | 84 | 90 |
| General merchandise group, total | 48 | 38 | 10,019 | 9,613 | 1,584 | 29,331 | 25,165 | 696 | 498 | 42 |
| General merchandise group (except variety) | 37 | 31 | 8,959 | 8,647 | 1,419 | 26,063 | 22,656 | 580 | 428 | 33 |
| Variety stores | 11 | 7 | 1,060 | 966 | 165 | 3,268 | 2,507 | 116 | 70 | 9 |

Standard Notes: (D) Withheld to avoid disclosure. (NA) Not available. n.e.c. Not elsewhere classified. XXX Not applicable. (Z) Less than \$500. ... Represents zero.
¹ Group totals may include data for establishments without payroll which could not be classified by detailed kind of business.

Table 104. RETAIL TRADE: 1954 — COUNTIES WITH 500 ESTABLISHMENTS OR MORE—Continued

Establishments, Sales, Payroll, and Personnel, by Kind of Business

| County and kind of business | Establishments | | Sales | | Payroll, entire year (\$1,000) | Payroll, workweek ended nearest Nov. 15 | | Paid employees, workweek ended nearest Nov. 15 | | Proprietors (unincorporated businesses only) ¹ (Number) |
|--|--------------------------------|--------------------------|---|--|-----------------------------------|---|----------------------------|--|---------------------------|---|
| | Total ¹ (Number) | With payroll (Number) | Total, all establishments ¹ (\$1,000) | Establishments with payroll (\$1,000) | | Total (Dollars) | Full workweek (Dollars) | Total (Number) | Full workweek (Number) | |
| STEARNS COUNTY--Con. | | | | | | | | | | |
| Apparel, accessories stores, total..... | 42 | 34 | 3,517 | 3,373 | 426 | 7,529 | 6,584 | 174 | 119 | 27 |
| Shoe stores..... | 13 | 7 | 704 | 610 | 80 | 1,327 | 1,169 | 28 | 20 | 8 |
| Men's, boys' clothing and furnishings stores..... | (NA) | 7 | (NA) | 972 | 147 | 2,313 | 2,094 | 45 | 32 | (NA) |
| Family clothing stores..... | (NA) | 4 | (NA) | 598 | 65 | 1,306 | 1,112 | 28 | 18 | (NA) |
| Women's clothing, specialty stores..... | 12 | 12 | 939 | 939 | 107 | 2,107 | 1,796 | 64 | 43 | 7 |
| Ready-to-wear stores..... | 8 | 8 | 834 | 834 | 87 | 1,744 | 1,512 | 54 | 37 | 6 |
| Other clothing, specialty stores..... | 4 | 4 | 105 | 105 | 20 | 363 | 284 | 10 | 6 | 1 |
| Other apparel stores..... | 4 | 4 | 254 | 254 | 27 | 476 | 413 | 9 | 6 | 4 |
| Furniture, home furnishings, appliance dealers, total..... | 29 | 23 | 2,287 | 2,165 | 287 | 5,460 | 5,156 | 97 | 85 | 29 |
| Furniture, home furnishings stores, antique stores..... | 14 | 14 | 1,305 | 1,305 | 180 | 3,342 | 3,130 | 59 | 50 | 13 |
| Household appliance, radio, TV stores..... | 15 | 9 | 982 | 860 | 107 | 2,118 | 2,026 | 38 | 35 | 16 |
| Automotive group..... | 66 | 48 | 13,964 | 13,384 | 1,387 | 25,271 | 24,917 | 412 | 397 | 66 |
| Gasoline service stations..... | 91 | 51 | 3,791 | 3,261 | 263 | 4,606 | 4,059 | 115 | 88 | 90 |
| Lumber, bldg. mats., hardware, farm equip. dealers, total..... | 102 | 88 | 11,443 | 11,043 | 1,285 | 25,700 | 24,600 | 425 | 390 | 92 |
| Farm equipment dealers..... | 30 | 28 | 3,693 | (D) | 345 | 7,568 | 7,211 | 127 | 122 | 37 |
| Lumber, building materials, supplies, equipment dealers..... | 35 | 33 | 4,663 | (D) | 567 | 11,081 | 10,747 | 171 | 160 | 19 |
| Hardware stores..... | 37 | 27 | 3,087 | 2,787 | 373 | 7,051 | 6,642 | 127 | 108 | 36 |
| Drug stores, proprietary stores, total..... | 26 | 18 | 2,414 | 2,264 | 321 | 5,812 | 4,989 | 145 | 106 | 25 |
| Drug stores..... | (NA) | 17 | (NA) | (D) | (D) | (D) | (D) | (D) | (D) | (NA) |
| Proprietary stores..... | (NA) | 1 | (NA) | (D) | (D) | (D) | (D) | (D) | (D) | (NA) |
| Other retail stores, total..... | 99 | 59 | 6,837 | 6,013 | 422 | 8,942 | 8,482 | 163 | 142 | 90 |
| Liquor stores..... | 24 | 14 | 1,283 | 933 | 78 | 1,429 | 1,331 | 33 | 26 | 19 |
| Fuel, ice dealers..... | 11 | 7 | 615 | 597 | 61 | 1,357 | 1,260 | 20 | 18 | 9 |
| Feed, farm, garden supply stores..... | 21 | 19 | 3,690 | (D) | 195 | 3,768 | 3,570 | 65 | 61 | 12 |
| Jewelry stores..... | 8 | 4 | 434 | 370 | 41 | 1,506 | 1,495 | 21 | 19 | 14 |
| Book, stationery stores..... | 4 | *** | 50 | *** | *** | *** | *** | *** | *** | 4 |
| Other retail stores (except second-hand)..... | 20 | 14 | (D) | (D) | (D) | (D) | (D) | (D) | (D) | (D) |
| Second-hand stores..... | 1 | 1 | (D) | (D) | (D) | (D) | (D) | (D) | (D) | (D) |
| Nonstore retailers..... | 32 | 4 | 575 | 261 | 38 | 553 | 481 | 12 | 7 | 31 |

Standard Notes: (D) Withheld to avoid disclosure. (NA) Not available. n.e.c. Not elsewhere classified. XXXX Not applicable. (Z) Less than \$500. ... Represents zero.
¹ Group totals may include data for establishments without payroll which could not be classified by detailed kind of business.

RETAIL TRADE—AREA STATISTICS

Table 105. RETAIL TRADE: 1954 — CITIES WITH 500 ESTABLISHMENTS OR MORE

Establishments, Sales, Payroll, and Personnel, by Kind of Business

| City and kind of business | Establishments | | Sales | | Payroll, entire year (\$1,000) | Payroll, workweek ended nearest Nov. 15 | | Paid employees, workweek ended nearest Nov. 15 | | Proprietors (unincorporated businesses only) ¹ (Number) |
|--|--------------------------------|--------------------------|---|--|-----------------------------------|---|----------------------------|--|---------------------------|---|
| | Total ¹ (Number) | With payroll (Number) | Total, all establishments ¹ (\$1,000) | Establishments with payroll (\$1,000) | | Total (Dollars) | Full workweek (Dollars) | Total (Number) | Full workweek (Number) | |
| DULUTH | | | | | | | | | | |
| Retail trade, total..... | 1,269 | 851 | 139,106 | 131,048 | 17,156 | 326,687 | 301,635 | 6,333 | 5,042 | 1,200 |
| Food stores, total..... | 328 | 174 | 31,655 | 27,877 | 2,045 | 38,717 | 33,621 | 860 | 551 | 352 |
| Grocery stores..... | 256 | 130 | 27,009 | 23,829 | 1,591 | 30,047 | 25,770 | 670 | 412 | 282 |
| Meat markets, fish (seafood) markets..... | 22 | 16 | 2,995 | 2,807 | 211 | 4,104 | 3,746 | 74 | 50 | 19 |
| Fruit stores, vegetable markets..... | 2 | 2 | (D) | (D) | (D) | (D) | (D) | (D) | (D) | (D) |
| Candy, nut, confectionery stores..... | 19 | 7 | 495 | 343 | 33 | 477 | 418 | 17 | 13 | 18 |
| Other food stores..... | 29 | 19 | (D) | (D) | (D) | (D) | (D) | (D) | (D) | (D) |
| Eating, drinking places, total..... | 215 | 165 | 9,732 | 9,154 | 2,201 | 44,515 | 40,321 | 1,078 | 840 | 240 |
| Eating places..... | 138 | 110 | 5,600 | 5,226 | 1,264 | 25,463 | 22,950 | 716 | 546 | 173 |
| Drinking places..... | 77 | 55 | 4,132 | 3,928 | 937 | 19,052 | 17,371 | 362 | 294 | 67 |
| General merchandise group, total..... | 34 | 28 | 18,222 | 18,082 | 2,919 | 54,528 | 49,059 | 1,117 | 881 | 24 |
| General merchandise group (except variety)..... | 21 | 17 | 16,180 | (D) | 2,500 | 46,189 | 41,634 | 859 | 690 | 15 |
| Variety stores..... | 13 | 11 | 2,042 | (D) | 419 | 8,339 | 7,425 | 258 | 191 | 9 |
| Apparel, accessories stores, total..... | 112 | 96 | 11,397 | 11,169 | 1,761 | 33,756 | 30,668 | 753 | 592 | 75 |
| Shoe stores..... | 24 | 16 | 1,344 | 1,214 | 156 | 2,309 | 2,163 | 48 | 35 | 17 |
| Men's, boys' clothing and furnishings stores..... | (NA) | 22 | (NA) | 2,594 | 422 | 7,808 | 7,061 | 130 | 99 | (NA) |
| Family clothing stores..... | (NA) | 8 | (NA) | 1,293 | 201 | 4,160 | 3,819 | 93 | 78 | (NA) |
| Women's clothing, specialty stores..... | 38 | 38 | 5,341 | 5,341 | 881 | 16,611 | 14,940 | 423 | 331 | 21 |
| Ready-to-wear stores..... | 25 | 25 | 4,654 | 4,654 | 762 | 14,431 | 13,044 | 356 | 281 | 12 |
| Other clothing, specialty stores..... | 13 | 13 | 687 | 687 | 119 | 2,180 | 1,896 | 67 | 50 | 9 |
| Other apparel stores..... | 16 | 12 | 743 | 727 | 121 | 2,868 | 2,685 | 59 | 49 | 18 |
| Furniture, home furnishings, appliance dealers, total..... | 69 | 53 | 7,039 | 6,687 | 1,084 | 20,272 | 19,141 | 340 | 279 | 54 |
| Furniture, home furnishings stores, antique stores..... | 35 | 31 | 4,120 | 4,068 | 661 | 12,283 | 11,958 | 192 | 174 | 22 |
| Household appliance, radio, TV stores..... | 34 | 22 | 2,919 | 2,619 | 423 | 7,989 | 7,183 | 148 | 105 | 32 |
| Automotive group..... | 55 | 47 | 21,502 | 21,298 | 2,494 | 44,771 | 44,393 | 588 | 570 | 42 |
| Gasoline service stations..... | 142 | 96 | 8,300 | 7,146 | 590 | 12,277 | 10,330 | 261 | 174 | 140 |
| Lumber, bldg. mats., hardware, farm equip. dealers, total..... | 49 | 35 | 4,775 | 4,539 | 759 | 15,157 | 14,547 | 238 | 212 | 44 |
| Farm equipment dealers..... | 5 | 3 | 468 | (D) | 48 | 735 | 693 | 15 | 12 | 4 |
| Lumber, building materials, supplies, equipment dealers..... | 26 | 18 | 2,528 | 2,456 | 476 | 10,303 | 9,940 | 140 | 131 | 28 |
| Hardware stores..... | 18 | 14 | 1,779 | (D) | 235 | 4,119 | 3,914 | 83 | 69 | 12 |
| Drug stores, proprietary stores, total..... | 26 | 26 | 4,294 | 4,294 | 650 | 12,683 | 11,332 | 289 | 223 | 19 |
| Drug stores..... | 25 | 25 | (D) | (D) | (D) | (D) | (D) | (D) | (D) | (D) |
| Proprietary stores..... | 1 | 1 | (D) | (D) | (D) | (D) | (D) | (D) | (D) | (D) |
| Other retail stores, total..... | 170 | 114 | 14,170 | 13,400 | 1,668 | 32,911 | 31,421 | 524 | 454 | 144 |
| Liquor stores..... | 17 | 17 | 2,821 | 2,821 | 194 | 3,434 | 3,065 | 51 | 39 | 14 |
| Fuel, ice dealers..... | 17 | 15 | 4,512 | (D) | 451 | 9,534 | 9,507 | 121 | 119 | 13 |
| Feed, farm, garden supply stores..... | 12 | 8 | 1,296 | 1,202 | 93 | 1,885 | 1,747 | 31 | 28 | 7 |
| Jewelry stores..... | 18 | 16 | 1,229 | (D) | 223 | 4,043 | 3,951 | 58 | 53 | 15 |
| Book, stationery stores..... | 4 | 4 | 812 | 812 | 166 | 3,092 | 3,034 | 42 | 40 | 2 |
| Other retail stores (except second-hand)..... | 76 | 46 | 2,997 | 2,577 | 449 | 8,926 | 8,363 | 163 | 129 | 69 |
| Second-hand stores..... | 10 | 8 | 323 | (D) | 92 | 1,997 | 1,754 | 58 | 46 | 4 |
| Nonstore retailers..... | 69 | 17 | 8,020 | 7,402 | 985 | 17,100 | 16,802 | 285 | 266 | 66 |

Standard Notes: (D) Withheld to avoid disclosure. (NA) Not available. n.e.c. Not elsewhere classified. XXX Not applicable. (Z) Less than \$500. ... Represents zero.
¹ Group totals may include data for establishments without payroll which could not be classified by detailed kind of business.

Table 105. RETAIL TRADE: 1954 — CITIES WITH 500 ESTABLISHMENTS OR MORE—Continued

Establishments, Sales, Payroll, and Personnel, by Kind of Business

| City and kind of business | Establishments | | Sales | | Payroll, entire year (\$1,000) | Payroll, workweek ended nearest Nov. 15 | | Paid employees, workweek ended nearest Nov. 15 | | Proprietors (unincorporated businesses only) ¹ (Number) |
|--|--------------------------------|--------------------------|---|--|-----------------------------------|---|----------------------------|--|---------------------------|---|
| | Total ¹ (Number) | With payroll (Number) | Total, all establishments ¹ (\$1,000) | Establishments with payroll (\$1,000) | | Total (Dollars) | Full workweek (Dollars) | Total (Number) | Full workweek (Number) | |
| MINNEAPOLIS | | | | | | | | | | |
| Retail trade, total..... | 5,575 | 3,891 | 849,249 | 813,497 | 117,647 | 2,254,673 | 2,015,284 | 42,554 | 31,665 | 5,532 |
| Food stores, total..... | 1,274 | 790 | 157,065 | 143,231 | 11,424 | 217,537 | 181,245 | 4,579 | 2,731 | 1,348 |
| Grocery stores..... | 860 | 476 | 126,554 | 114,974 | 7,963 | 151,404 | 125,622 | 3,135 | 1,834 | 934 |
| Meat markets, fish (seafood) markets..... | 157 | 113 | 19,730 | 18,628 | 1,806 | 33,299 | 29,112 | 516 | 352 | 171 |
| Fruit stores, vegetable markets..... | 24 | 10 | 1,085 | (D) | (D) | (D) | (D) | (D) | (D) | (D) |
| Candy, nut, confectionery stores..... | 48 | 32 | 1,758 | 1,528 | 192 | 3,061 | 2,827 | 96 | 76 | 34 |
| Bakery products stores..... | 146 | 132 | 5,625 | 5,393 | 1,197 | 24,277 | 18,815 | 698 | 376 | 127 |
| Other food stores..... | 39 | 27 | 2,313 | (D) | (D) | (D) | (D) | (D) | (D) | (D) |
| Eating, drinking places, total..... | 1,120 | 946 | 67,575 | 64,357 | 17,018 | 342,670 | 305,916 | 7,944 | 6,174 | 1,300 |
| Eating places (except refreshment stands)..... | 591 | 501 | 38,003 | 36,853 | 10,910 | 221,970 | 195,809 | 5,488 | 4,234 | 671 |
| Refreshment stands..... | 74 | 60 | 1,974 | 1,682 | 270 | 4,901 | 4,103 | 191 | 120 | 94 |
| Drinking places..... | 453 | 385 | 27,408 | 25,822 | 5,838 | 115,799 | 106,004 | 2,265 | 1,820 | 533 |
| General merchandise group, total..... | 128 | 96 | 136,421 | 135,999 | 26,949 | 508,444 | 422,417 | 10,686 | 6,709 | 102 |
| Department stores..... | 7 | 7 | (D) | (D) | (D) | (D) | (D) | (D) | (D) | (D) |
| Dry goods, general merchandise stores..... | 40 | 32 | 3,604 | 3,472 | 559 | 10,050 | 8,925 | 232 | 166 | 37 |
| General stores..... | 4 | 2 | (D) | (D) | (D) | (D) | (D) | (D) | (D) | (D) |
| Variety stores..... | 77 | 55 | 10,035 | 9,763 | (D) | 38,775 | 31,051 | 1,152 | 726 | 59 |
| Apparel, accessories stores, total..... | 403 | 341 | 66,181 | 65,103 | 10,238 | 187,018 | 168,618 | 3,716 | 2,872 | 308 |
| Shoe stores..... | 79 | 73 | 8,608 | 8,418 | 1,290 | 22,910 | 21,393 | 398 | 310 | 37 |
| Men's, boys' clothing and furnishings stores..... | (NA) | 69 | (NA) | 13,474 | 2,197 | 38,376 | 35,659 | 655 | 540 | (NA) |
| Family clothing stores..... | (NA) | 30 | (NA) | 12,310 | 2,223 | 37,220 | 32,917 | 874 | 661 | (NA) |
| Women's clothing, specialty stores..... | 127 | 107 | 24,812 | 24,612 | 3,203 | 61,751 | 54,447 | 1,338 | 994 | 101 |
| Ready-to-wear stores..... | (NA) | 77 | (NA) | 14,572 | 2,470 | 44,468 | 39,033 | 943 | 708 | (NA) |
| Millinery stores..... | (NA) | 18 | (NA) | (D) | (D) | (D) | (D) | (D) | (D) | (NA) |
| Other clothing, specialty stores..... | (NA) | 12 | (NA) | (D) | (D) | (D) | (D) | (D) | (D) | (NA) |
| Other apparel stores..... | 78 | 62 | 6,537 | 6,289 | 1,325 | 26,761 | 24,202 | 451 | 367 | 66 |
| Furniture, home furnishings, appliance dealers, total..... | 327 | 225 | 46,334 | 43,858 | 7,636 | 151,596 | 145,606 | 2,074 | 1,914 | 291 |
| Furniture, home furnishings stores..... | 218 | 146 | 33,515 | 32,065 | 5,560 | 111,814 | 107,187 | 1,559 | 1,433 | 183 |
| Furniture stores..... | (NA) | 86 | (NA) | 23,861 | 3,654 | 73,495 | 69,939 | 1,009 | 918 | (NA) |
| Home furnishings stores, antique stores..... | (NA) | 60 | (NA) | 8,204 | 1,906 | 38,319 | 37,248 | 550 | 515 | (NA) |
| Household appliance, radio, TV stores..... | 109 | 79 | 12,819 | 11,793 | 2,076 | 39,782 | 38,419 | 515 | 481 | 108 |
| Automotive group, total..... | 171 | 135 | 138,383 | 137,377 | 14,201 | 260,013 | 255,525 | 3,129 | 3,057 | 109 |
| Passenger car dealers (franchised)..... | 63 | 57 | 116,891 | 116,383 | 12,266 | 225,078 | 221,834 | 2,673 | 2,647 | 15 |
| Passenger car dealers (nonfranchised)..... | 54 | 38 | 13,619 | (D) | (D) | (D) | (D) | (D) | (D) | (D) |
| Tire, battery, accessory dealers..... | 41 | 29 | 5,538 | (D) | (D) | (D) | (D) | (D) | (D) | (D) |
| Other automotive dealers..... | 13 | 11 | 2,635 | (D) | (D) | (D) | (D) | (D) | (D) | (D) |
| Gasoline service stations..... | 597 | 463 | 40,785 | 37,335 | 3,783 | 77,971 | 67,262 | 1,492 | 1,031 | 634 |
| Lumber, bldg. mtds., hardware, farm equip. dealers, total..... | 256 | 180 | 47,542 | 45,888 | 6,558 | 128,285 | 124,277 | 1,541 | 1,408 | 220 |
| Farm equipment dealers..... | 7 | 3 | 651 | 595 | 75 | 1,194 | 1,194 | 15 | 15 | 5 |
| Lumber, building materials dealers..... | 52 | 46 | 28,570 | 28,524 | 3,214 | 62,564 | 60,835 | 673 | 630 | 30 |
| Plumbing, paint, electrical stores..... | 61 | 43 | 8,629 | 8,109 | 1,935 | 36,654 | 36,191 | 389 | 380 | 49 |
| Hardware stores..... | 134 | 88 | 9,598 | 8,660 | 1,334 | 27,873 | 26,057 | 464 | 383 | 132 |
| Drug stores, proprietary stores, total..... | 204 | 200 | 27,270 | 27,110 | 4,075 | 78,931 | 64,926 | 2,024 | 1,333 | 168 |
| Drug stores..... | (NA) | 198 | (NA) | (D) | (D) | (D) | (D) | (D) | (D) | (NA) |
| Proprietary stores..... | (NA) | 2 | (NA) | (D) | (D) | (D) | (D) | (D) | (D) | (NA) |
| Other retail stores, total..... | 727 | 451 | 58,926 | 54,082 | 7,248 | 138,982 | 128,502 | 2,410 | 1,918 | 704 |
| Liquor stores..... | 85 | 63 | 15,739 | 14,491 | 846 | 14,386 | 12,076 | 327 | 207 | 96 |
| Fuel, ice dealers..... | 35 | 27 | 9,205 | 9,116 | 965 | 20,610 | 19,798 | 300 | 269 | 19 |
| Feed, farm, garden supply stores..... | 17 | 15 | 1,980 | (D) | 301 | 6,246 | 5,963 | 91 | 82 | 9 |
| Jewelry stores..... | 92 | 64 | 5,519 | 5,103 | 764 | 13,638 | 13,018 | 221 | 193 | 85 |
| Book, stationery stores..... | 36 | 28 | (D) | (D) | (D) | (D) | (D) | (D) | (D) | (D) |
| Sporting goods, bicycle stores..... | 29 | 21 | 2,063 | 1,849 | 235 | 3,438 | 2,706 | 90 | 50 | 32 |
| Florists..... | 58 | 42 | 2,454 | 2,264 | 524 | 10,487 | 9,700 | 178 | 140 | 64 |
| Cigar stores, stands..... | 33 | 17 | 1,246 | 930 | 92 | 1,801 | 1,627 | 50 | 40 | 32 |
| News dealers, newsstands..... | 12 | 4 | (D) | (D) | (D) | (D) | (D) | (D) | (D) | (D) |
| Gift, novelty, souvenir stores..... | 58 | 26 | 976 | 696 | 68 | 1,237 | 909 | 46 | 23 | 68 |
| Music stores..... | 28 | 20 | 3,783 | (D) | (D) | (D) | (D) | (D) | (D) | (D) |
| Camera, photographic supply stores..... | 12 | 10 | (D) | (D) | (D) | (D) | (D) | (D) | (D) | (D) |
| Other retail stores (except second-hand)..... | 90 | 80 | 5,636 | 5,514 | 1,121 | 22,145 | 21,051 | 357 | 307 | 79 |
| Second-hand stores..... | 54 | 34 | 2,703 | 2,537 | 461 | 9,105 | 8,811 | 140 | 129 | 49 |
| Nonstore retailers, total..... | 368 | 64 | 62,767 | 59,157 | 8,517 | 163,226 | 150,988 | 2,959 | 2,518 | 348 |
| Mail order houses..... | 14 | 12 | (D) | (D) | (D) | (D) | (D) | (D) | (D) | (D) |
| Direct selling (house-to-house) organizations..... | 322 | 36 | 13,367 | 10,195 | 2,027 | 35,952 | 35,196 | 540 | 516 | 316 |
| Merchandise vending machine operators..... | 32 | 16 | (D) | (D) | (D) | (D) | (D) | (D) | (D) | (D) |

Standard Notes: (D) Withheld to avoid disclosure. (NA) Not available. n.e.c. Not elsewhere classified. XXX Not applicable. (Z) Less than \$500. ... Represents zero.

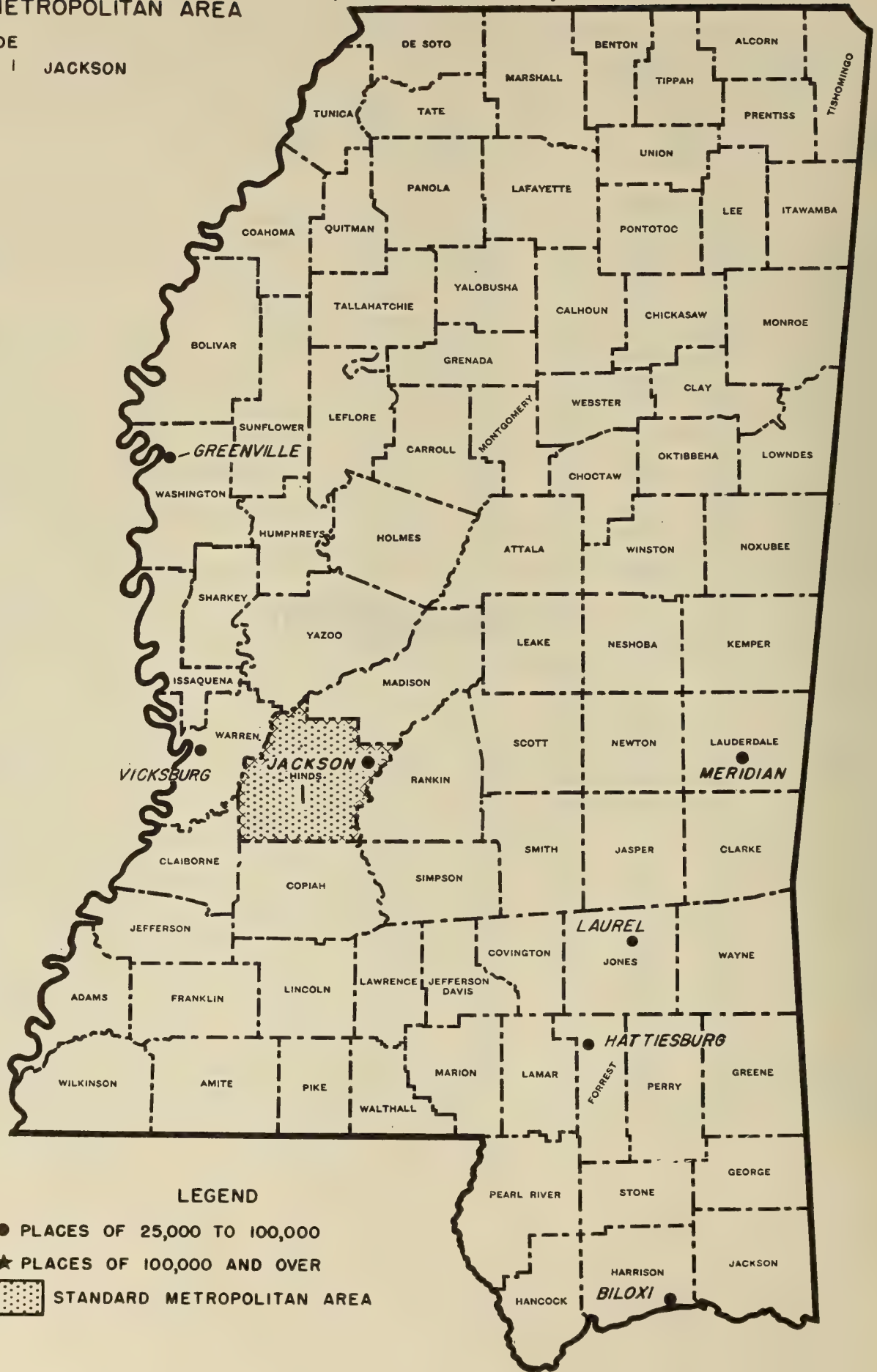
¹ Group totals may include data for establishments without payroll which could not be classified by detailed kind of business.

MISSISSIPPI (82 COUNTIES)

STANDARD METROPOLITAN AREA

CODE

1 JACKSON



LEGEND

● PLACES OF 25,000 TO 100,000

★ PLACES OF 100,000 AND OVER



STANDARD METROPOLITAN AREA

CONTENTS

| <u>Table</u> | <u>Page</u> |
|--|-------------|
| 101. Retail Trade: 1954 - The State..... | 24-4 |
| 101A. Retail Trade: 1954 and 1948 - The State..... | 24-5 |
| 102. Retail Trade: 1954 - Counties; Cities of 2,500 Inhabitants or More..... | 24-6 |
| 102A. Retail Trade: 1948 - Counties; Cities of 2,500 Inhabitants or More..... | 24-12 |
| 103. Retail Trade: 1954 - Standard Metropolitan Areas..... | 24-13 |
| 103A. Retail Trade: 1948 - Standard Metropolitan Areas..... | 24-14 |
| 104. Retail Trade: 1954 - Counties With 500 Establishments or More..... | 24-15 |
| 105. Retail Trade: 1954 - Cities With 500 Establishments or More..... | 24-17 |

RETAIL TRADE—AREA STATISTICS

Table 101. RETAIL TRADE: 1954 — THE STATE

Establishments, Sales, Payroll, and Personnel, by Kind of Business

| Kind of business | Establishments | | Sales | | Payroll, entire year (\$1,000) | Payroll, workweek ended nearest Nov. 15 | | Paid employees, workweek ended nearest Nov. 15 | | Proprietors (unincorporated businesses only) ¹ (Number) |
|---|--------------------------------|--------------------------|---|--|-----------------------------------|---|----------------------------|--|---------------------------|---|
| | Total ¹ (Number) | With payroll (Number) | Total, all establishments ¹ (\$1,000) | Establishments with payroll (\$1,000) | | Total (Dollars) | Full workweek (Dollars) | Total (Number) | Full workweek (Number) | |
| Retail trade, total | 16,926 | 10,122 | 1,281,802 | 1,144,518 | 111,954 | 2,280,475 | 2,174,758 | 55,782 | 47,561 | 17,377 |
| Food Stores | | | | | | | | | | |
| Total | 4,892 | 1,796 | 288,935 | 221,635 | 13,009 | 249,194 | 230,893 | 7,177 | 5,518 | 5,300 |
| Grocery stores..... | 4,669 | 1,697 | 282,329 | 217,449 | 12,589 | 240,026 | 222,237 | 6,875 | 5,262 | 5,049 |
| Meat markets..... | 60 | 28 | 2,925 | 1,997 | 132 | 2,780 | 2,655 | 74 | 62 | 69 |
| Fish (seafood) markets..... | 29 | 9 | 375 | 237 | 15 | 288 | 267 | 10 | 8 | 31 |
| Fruit stores, vegetable markets..... | 27 | 5 | 650 | 288 | 18 | 291 | 258 | 16 | 14 | 32 |
| Candy, nut, confectionery stores..... | 28 | 16 | 655 | 395 | 57 | 1,935 | 1,700 | 71 | 52 | 23 |
| Bakery products stores..... | 39 | 27 | 1,050 | 826 | 157 | 3,006 | 2,942 | 102 | 94 | 49 |
| Bakeries, with baking on premises..... | (NA) | 27 | (NA) | 826 | 157 | 3,006 | 2,942 | 102 | 94 | (NA) |
| Bakeries, without baking on premises..... | (NA) | ••• | (NA) | ••• | ••• | ••• | ••• | ••• | ••• | (NA) |
| Delicatessen stores..... | 1 | 1 | (D) | (D) | (D) | (D) | (D) | (D) | (D) | (D) |
| Food stores, n.e.c..... | 29 | 13 | (D) | (D) | (D) | (D) | (D) | (D) | (D) | (D) |
| Eating, Drinking Places | | | | | | | | | | |
| Total | 1,931 | 1,257 | 53,096 | 44,156 | 7,716 | 169,109 | 160,495 | 6,934 | 6,290 | 2,191 |
| Eating places (except refreshment stands)..... | 1,400 | 898 | 40,800 | 34,218 | 6,331 | 139,832 | 133,341 | 5,915 | 5,418 | 1,625 |
| Restaurants, cafeterias..... | (NA) | 887 | (NA) | 33,776 | 6,198 | 137,294 | 130,982 | 5,838 | 5,348 | (NA) |
| Caterers..... | (NA) | 3 | (NA) | 35 | 7 | 301 | 156 | 11 | 6 | (NA) |
| In-plant food contractors..... | (NA) | 8 | (NA) | 407 | 126 | 2,237 | 2,203 | 66 | 64 | (NA) |
| Refreshment stands..... | 204 | 148 | 3,580 | 3,086 | 508 | 11,057 | 9,661 | 396 | 297 | 183 |
| Drinking places..... | 325 | 211 | 8,676 | 6,852 | 877 | 18,220 | 17,493 | 623 | 575 | 381 |
| General Merchandise Group | | | | | | | | | | |
| Total | 1,784 | 1,080 | 151,701 | 137,539 | 15,877 | 380,531 | 355,439 | 9,873 | 7,279 | 1,756 |
| Department stores..... | 19 | 19 | 36,445 | 36,445 | 6,023 | 185,631 | 181,304 | 2,616 | 2,337 | 3 |
| Dry goods, general merchandise stores..... | 910 | 520 | 60,584 | 52,994 | 5,247 | 104,691 | 95,980 | 3,336 | 2,433 | 940 |
| General stores..... | 599 | 321 | 30,433 | 24,387 | 1,357 | 29,737 | 26,448 | 938 | 752 | 641 |
| Variety stores..... | 244 | 220 | 24,099 | 23,713 | 3,250 | 60,472 | 51,707 | 2,983 | 1,757 | 158 |
| Apparel, Accessories Stores | | | | | | | | | | |
| Total | 1,055 | 949 | 80,652 | 78,572 | 9,006 | 183,617 | 165,678 | 5,704 | 4,059 | 980 |
| Shoe stores..... | 153 | 131 | 9,415 | 9,023 | 1,140 | 22,257 | 20,463 | 596 | 408 | 97 |
| Men's shoe stores..... | (NA) | 13 | (NA) | (D) | (D) | (D) | (D) | (D) | (D) | (NA) |
| Women's shoe stores..... | (NA) | 36 | (NA) | 2,960 | 379 | 6,851 | 6,184 | 201 | 123 | (NA) |
| Children's, juveniles' shoe stores..... | (NA) | 2 | (NA) | (D) | (D) | (D) | (D) | (D) | (D) | (NA) |
| Family shoe stores..... | (NA) | 20 | (NA) | 5,098 | 659 | 13,382 | 12,427 | 350 | 253 | (NA) |
| Men's, boys' clothing and furnishings stores..... | 145 | 105 | 11,096 | 11,096 | 1,140 | 22,566 | 21,152 | 542 | 445 | (NA) |
| Men's, boys' clothing stores..... | (NA) | 121 | (NA) | 9,226 | 951 | 18,658 | 17,422 | 451 | 372 | (NA) |
| Men's, boys' furnishings stores..... | (NA) | 24 | (NA) | 1,870 | 189 | 3,902 | 3,730 | 91 | 73 | (NA) |
| Family clothing stores..... | (NA) | 343 | (NA) | 29,310 | 3,330 | 71,175 | 61,879 | 2,526 | 1,565 | (NA) |
| Women's clothing, specialty stores..... | 343 | 297 | 28,708 | 27,844 | 3,262 | 64,915 | 59,745 | 1,942 | 1,567 | 308 |
| Ready-to-wear stores..... | (NA) | 244 | (NA) | 25,169 | 2,921 | 57,145 | 52,427 | 1,725 | 1,381 | (NA) |
| Millinery stores..... | (NA) | 29 | (NA) | 682 | 125 | 2,492 | 2,397 | 74 | 68 | (NA) |
| Clothing, specialty stores, n.e.c..... | (NA) | 24 | (NA) | 1,993 | 216 | 5,278 | 4,921 | 143 | 118 | (NA) |
| Children's, infants' wear stores..... | 34 | 28 | 1,243 | 1,177 | 117 | 2,306 | 2,045 | 90 | 66 | 39 |
| Apparel stores, n.e.c..... | 9 | 5 | 148 | 122 | 17 | 398 | 394 | 8 | 8 | 9 |
| Furniture, Home Furnishings, Appliance Dealers | | | | | | | | | | |
| Total | 799 | 651 | 57,987 | 54,431 | 7,316 | 136,490 | 131,876 | 2,693 | 2,530 | 690 |
| Furniture, home furnishings stores..... | 438 | 344 | 34,719 | 32,337 | 4,382 | 82,721 | 80,859 | 1,611 | 1,541 | 404 |
| Furniture stores..... | (NA) | 306 | (NA) | 30,135 | 4,058 | 76,966 | 75,237 | 1,492 | 1,426 | (NA) |
| Floor covering stores..... | (NA) | 13 | (NA) | 734 | 102 | 2,103 | 2,025 | 41 | 39 | (NA) |
| Home furnishings stores, n.e.c., antique stores..... | (NA) | 25 | (NA) | 1,468 | 222 | 3,652 | 3,597 | 78 | 76 | (NA) |
| Household appliance, radio, TV stores..... | 361 | 307 | 23,268 | 22,094 | 2,934 | 53,769 | 51,017 | 1,082 | 989 | 296 |
| Household appliance stores..... | (NA) | 202 | (NA) | 13,882 | 1,835 | 35,065 | 33,823 | 701 | 652 | (NA) |
| Appliance, radio, TV stores..... | (NA) | 67 | (NA) | 5,919 | 854 | 14,102 | 13,116 | 272 | 245 | (NA) |
| Radio, TV stores..... | (NA) | 38 | (NA) | 2,293 | 245 | 4,602 | 4,078 | 109 | 92 | (NA) |
| Automotive Group | | | | | | | | | | |
| Total | 962 | 822 | 270,811 | 266,563 | 24,848 | 468,345 | 463,181 | 8,007 | 7,797 | 899 |
| Passenger car dealers (franchised)..... | 548 | 522 | 234,199 | 232,959 | 21,771 | 408,808 | 405,084 | 6,831 | 6,707 | 501 |
| Passenger car dealers (nonfranchised)..... | 116 | 72 | 11,076 | 9,508 | 448 | 9,172 | 9,045 | 96 | 191 | 125 |
| Tire, battery, accessory dealers..... | 269 | 211 | 23,800 | 22,468 | 2,508 | 47,738 | 46,609 | 937 | 861 | 249 |
| Motorcycle, aircraft, boat dealers..... | 17 | 11 | (D) | (D) | (D) | (D) | (D) | (D) | (D) | (D) |
| Household trailer dealers..... | 8 | 4 | 1,086 | 1,022 | 60 | 1,251 | 1,226 | 19 | 18 | 7 |
| Automotive dealers, n.e.c..... | 2 | 2 | (D) | (D) | (D) | (D) | (D) | (D) | (D) | (D) |
| Gasoline Service Stations | | | | | | | | | | |
| Total | 1,837 | 1,279 | 103,504 | 90,202 | 7,456 | 151,182 | 145,157 | 3,963 | 3,585 | 1,905 |
| Lumber, Bldg. Matis., Hardware, Farm Equipment Dealers | | | | | | | | | | |
| Total | 912 | 732 | 109,622 | 105,094 | 11,647 | 233,574 | 225,663 | 4,496 | 4,202 | 881 |
| Farm equipment dealers..... | 243 | 209 | 40,224 | 39,252 | 4,090 | 84,184 | 83,129 | 1,446 | 1,407 | 235 |
| Lumber, building materials dealers..... | 266 | 224 | 41,472 | 40,496 | 4,698 | 93,898 | 88,596 | 1,899 | 1,719 | 231 |
| Paint, glass, wallpaper stores..... | 49 | 41 | 3,133 | 2,933 | 413 | 7,934 | 7,652 | 143 | 127 | 32 |
| Plumbing, electrical supply stores..... | 26 | 18 | 1,433 | 1,281 | 224 | 4,541 | 4,412 | 85 | 80 | 26 |
| Hardware stores..... | 328 | 240 | 23,360 | 21,132 | 2,222 | 43,017 | 41,874 | 923 | 869 | 357 |
| Drug Stores, Proprietary Stores | | | | | | | | | | |
| Total | 648 | 518 | 40,110 | 36,902 | 4,688 | 92,229 | 88,426 | 2,323 | 2,065 | 673 |
| Drug stores..... | (NA) | 457 | (NA) | 34,894 | 4,501 | 89,055 | 85,476 | 2,210 | 1,968 | (NA) |
| Proprietary stores..... | (NA) | 61 | (NA) | 2,008 | 187 | 3,174 | 2,950 | 113 | 97 | (NA) |
| Other Retail Stores | | | | | | | | | | |
| Total | 1,666 | 954 | 115,867 | 103,433 | 9,378 | 193,023 | 185,243 | 4,206 | 3,646 | 1,643 |
| Liquor stores..... | 57 | 33 | 7,109 | 6,151 | 230 | 3,680 | 3,557 | 88 | 79 | 77 |
| Fuel, ice dealers..... | 172 | 148 | 19,093 | 18,777 | 3,178 | 67,032 | 65,679 | 1,311 | 1,265 | 112 |
| Fuel dealers (coal, wood)..... | (NA) | 33 | (NA) | 3,997 | 656 | 13,314 | 12,734 | 279 | 250 | (NA) |
| Liquefied petroleum gas dealers..... | (NA) | 90 | (NA) | 13,475 | 2,253 | 48,670 | 48,006 | 924 | 905 | (NA) |
| Fuel oil dealers..... | (NA) | 3 | (NA) | (D) | (D) | (D) | (D) | (D) | (D) | (NA) |
| Ice dealers..... | (NA) | 22 | (NA) | (D) | (D) | (D) | (D) | (D) | (D) | (NA) |
| Hay, grain, feed stores..... | 198 | 162 | 41,404 | 40,112 | 1,985 | 41,942 | 38,954 | 977 | 836 | 176 |
| Farm, garden supply stores..... | 143 | 111 | 17,356 | 16,286 | 878 | 17,624 | 17,099 | 390 | 365 | 104 |

Standard Notes: (D) Withheld to avoid disclosure. (NA) Not available. n.e.c. Not elsewhere classified. XXX Not applicable. (Z) Less than \$500. ... Represents zero.

¹Group totals may include data for establishments without payroll which could not be classified by detailed kind of business.

Table 101. RETAIL TRADE: 1954 — THE STATE — Continued

Establishments, Sales, Payroll, and Personnel, by Kind of Business

| Kind of business | Establishments | | Sales | | Payroll, entire year (\$1,000) | Payroll, workweek ended nearest Nov. 15 | | Paid employees, workweek ended nearest Nov. 15 | | Proprietors (unincorporated businesses only) ¹ (Number) |
|--|--------------------------------|--------------------------|---|--|-----------------------------------|---|----------------------------|--|---------------------------|---|
| | Total ¹ (Number) | With payroll (Number) | Total, all establishments ¹ (\$1,000) | Establishments with payroll (\$1,000) | | Total (Dollars) | Full workweek (Dollars) | Total (Number) | Full workweek (Number) | |
| Other Retail Stores—Con. | | | | | | | | | | |
| Jewelry stores..... | 197 | 137 | 8,506 | 7,784 | 1,181 | 24,171 | 23,680 | 485 | 457 | 196 |
| Book stores..... | 8 | 4 | 359 | 267 | 20 | 213 | 119 | 11 | 5 | 8 |
| Stationery stores..... | 15 | 11 | 919 | 875 | 193 | 3,724 | 3,482 | 60 | 51 | 14 |
| Sporting goods stores..... | 50 | 32 | 1,481 | 1,303 | 113 | 1,982 | 1,920 | 47 | 42 | 57 |
| Bicycle stores..... | 4 | 4 | 96 | 96 | 14 | 297 | 287 | 8 | 7 | 4 |
| Florists..... | 174 | 104 | 3,738 | 2,836 | 408 | 8,499 | 7,519 | 277 | 230 | 202 |
| Cigar stores, stands..... | 13 | 11 | (D) | (D) | (D) | (D) | (D) | (D) | (D) | (D) |
| News dealers, newsstands..... | 31 | 13 | 570 | 324 | 28 | 612 | 519 | 24 | 18 | 29 |
| Gift, novelty, souvenir stores..... | 61 | 27 | 1,164 | 842 | 84 | 1,631 | 1,573 | 53 | 49 | 79 |
| Music stores..... | 32 | 26 | 2,020 | 1,924 | 215 | 4,250 | 4,053 | 105 | 96 | 31 |
| Camera, photographic supply stores..... | 7 | 7 | 565 | 565 | 47 | 1,153 | 1,153 | 17 | 17 | 9 |
| Luggage, leather goods stores..... | 1 | 1 | (D) | (D) | (D) | (D) | (D) | (D) | (D) | (D) |
| Optical goods stores..... | 18 | 14 | 597 | 567 | 117 | 2,418 | 2,384 | 44 | 42 | 17 |
| Office, store machine and equipment dealers..... | 15 | 11 | 660 | 622 | 108 | 2,493 | 2,461 | 40 | 40 | 15 |
| Retail stores (except second-hand) n.e.c..... | 37 | 37 | 1,114 | 1,114 | 201 | 3,571 | 3,351 | 79 | 70 | 36 |
| Second-hand stores..... | 107 | 61 | 2,775 | 2,409 | 321 | 6,637 | 6,366 | 161 | 149 | 115 |
| Nonstore Retailers | | | | | | | | | | |
| Total..... | 440 | 84 | 9,517 | 5,991 | 1,013 | 23,181 | 22,707 | 406 | 390 | 459 |
| Mail order houses..... | 4 | 2 | 90 | (D) | (D) | (D) | (D) | (D) | (D) | (D) |
| Direct selling (house-to-house) organizations..... | 400 | 74 | 7,743 | 4,879 | 920 | 21,306 | 20,832 | 372 | 356 | 409 |
| Merchandise vending machine operators..... | 36 | 8 | 1,684 | (D) | (D) | (D) | (D) | (D) | (D) | (D) |

Standard Notes: (D) Withheld to avoid disclosure. (NA) Not available. n.e.c. Not elsewhere classified. XXX Not applicable. (Z) Less than \$500. ... Represents zero.

¹ Group totals may include data for establishments without payroll which could not be classified by detailed kind of business.

Table 101A. RETAIL TRADE: 1954 AND 1948¹ — THE STATE

Establishments and Sales by Kind of Business

| Kind of business | 1954 | | | | 1948 ¹ | | | |
|---|--------------------------------|--------------------------|---|--|-------------------|--------------------------|--|--|
| | Establishments | | Sales | | Establishments | | Sales | |
| | Total ² (Number) | With payroll (Number) | Total, all establishments ² (\$1,000) | Establishments with payroll (\$1,000) | Total (Number) | With payroll (Number) | Total, all establishments (\$1,000) | Establishments with payroll (\$1,000) |
| Retail trade, total..... | 16,926 | 10,122 | 1,281,802 | 1,144,518 | 19,311 | 11,973 | 1,004,145 | 903,096 |
| Food stores, total..... | 4,892 | 1,796 | 288,935 | 221,635 | 7,523 | 2,801 | 234,231 | 170,063 |
| Grocery stores..... | 4,669 | 1,697 | 282,329 | 217,449 | 7,324 | 2,679 | 228,570 | 165,141 |
| Other food stores..... | 213 | 99 | 6,352 | 4,186 | 199 | 122 | 5,661 | 4,922 |
| Eating, drinking places, total..... | 1,931 | 1,257 | 53,096 | 44,156 | 2,756 | 1,962 | 45,217 | 39,619 |
| Eating places..... | 1,604 | 1,046 | 44,380 | 37,304 | 2,134 | 1,616 | 37,151 | 33,854 |
| Drinking places..... | 325 | 211 | 8,676 | 6,852 | 622 | 346 | 8,066 | 5,765 |
| General merchandise group..... | 1,784 | 1,080 | 151,701 | 137,539 | 1,849 | 1,225 | 146,050 | 134,633 |
| Apparel, accessories stores, total..... | 1,055 | 949 | 80,652 | 78,572 | 915 | 796 | 70,028 | 68,009 |
| Shoe stores..... | 153 | 131 | 9,415 | 9,023 | 86 | 78 | 6,332 | 6,164 |
| Other apparel stores..... | 892 | 818 | 71,131 | 69,549 | 829 | 718 | 63,696 | 61,845 |
| Furniture, home furnishings, appliance dealers..... | 799 | 651 | 57,987 | 54,431 | 789 | 672 | 49,052 | 46,944 |
| Automotive group..... | 962 | 822 | 270,811 | 266,563 | 1,011 | 924 | 206,924 | 204,205 |
| Gasoline service stations..... | 1,837 | 1,279 | 103,504 | 90,202 | 1,917 | 1,441 | 60,512 | 54,287 |
| Lumber, bldg. mats., hardware, farm equip. dealers, total..... | 912 | 732 | 109,622 | 105,094 | 857 | 755 | 98,451 | 95,857 |
| Farm equipment dealers..... | 243 | 209 | 40,224 | 39,252 | 215 | 201 | 31,112 | 30,612 |
| Lumber, bldg. mats., supplies, equipment, hardware dealers..... | 669 | 523 | 69,398 | 65,842 | 642 | 554 | 67,339 | 65,245 |
| Drug stores, proprietary stores, total..... | 648 | 518 | 40,110 | 36,902 | 615 | 530 | 30,632 | 29,429 |
| Drug stores..... | (NA) | 457 | (NA) | 34,894 | 501 | 448 | 27,592 | 26,728 |
| Proprietary stores..... | (NA) | 61 | (NA) | 2,008 | 114 | 82 | 3,040 | 2,701 |
| Other retail stores, total..... | 1,666 | 954 | 115,867 | 103,433 | 1,056 | 846 | 60,817 | (D) |
| Liquor stores..... | 57 | 33 | 7,109 | 6,151 | 18 | 10 | 573 | 435 |
| Fuel, ice dealers..... | 172 | 148 | 19,093 | 18,777 | 146 | 133 | 10,614 | 10,519 |
| Feed, farm, garden supply stores..... | 341 | 273 | 58,760 | 56,398 | 270 | 234 | 30,206 | 29,150 |
| Jewelry stores..... | 197 | 137 | 8,506 | 7,784 | 152 | 123 | 7,547 | 7,120 |
| Other retail stores..... | 573 | 363 | 16,669 | 14,323 | 470 | 346 | 11,877 | (D) |
| Nonstore retailers..... | 440 | 84 | 9,517 | 5,991 | 23 | 21 | 2,231 | (D) |

Standard Notes: (D) Withheld to avoid disclosure. (NA) Not available. ... Represents zero.

¹Data in this table differ from those which appeared in the publications of the 1948 Census of Retail Trade. For a description of the adjustments see Comparison of 1948 and 1954 Censuses in the Introduction.

²Group totals may include data for establishments without payroll which could not be classified by detailed kind of business.

Table 102. RETAIL TRADE: 1954 — COUNTIES;
Total Retail — Establishments, Sales, Payroll, and Personnel;

| Line No. | County and city | Total | | | | | | | Kind-of-business group | | | | |
|----------|--------------------------|-------------------|-----------------------------|---|---|--------------------------------------|--|------------------------------|--|----------------------------|--------------------|----------------------------|--------------------|
| | | Establishments | | Sales | | Payroll, entire year (\$1,000) | Paid employees, workweek ended nearest Nov. 15 | | Proprietors (unincorporated businesses only) (Number) | Food stores | | Eating, drinking places | |
| | | Total (Number) | With payroll (Number) | Total, all establishments (\$1,000) | Establishments with payroll (\$1,000) | | Total (Number) | Full workweek (Number) | | Establishments (Number) | Sales (\$1,000) | Establishments (Number) | Sales (\$1,000) |
| 1 | Mississippi, total..... | 16,926 | 10,122 | 1,281,802 | 1,144,518 | 111,954 | 55,782 | 47,561 | 17,377 | 4,892 | 268,935 | 1,931 | 53,096 |
| 2 | Adams County..... | 333 | 227 | 31,845 | 29,705 | 3,276 | 1,773 | 1,552 | 343 | 101 | 6,918 | 71 | 2,915 |
| 3 | Natchez..... | 298 | 202 | 29,600 | 27,742 | 3,114 | 1,646 | 1,442 | 299 | 89 | 6,220 | 57 | 2,332 |
| 4 | Remainder of County..... | 35 | 25 | 2,245 | 1,963 | 162 | 127 | 110 | 44 | 12 | 698 | 14 | 583 |
| 5 | Alcorn County..... | 306 | 178 | 19,433 | 17,015 | 1,540 | 877 | 714 | 322 | 75 | 3,307 | 40 | 655 |
| 6 | Corinth..... | 270 | 156 | 18,535 | 16,375 | 1,470 | 837 | 680 | 281 | 67 | 2,982 | 31 | 534 |
| 7 | Remainder of County..... | 36 | 22 | 898 | 640 | 70 | 40 | 34 | 41 | 8 | 325 | 9 | 121 |
| 8 | Amite County..... | 100 | 50 | 6,896 | 6,078 | 325 | 177 | 142 | 110 | 30 | 1,042 | 8 | 110 |
| 9 | Attala County..... | 184 | 108 | 12,976 | 11,496 | 980 | 534 | 422 | 197 | 56 | 3,357 | 7 | 202 |
| 10 | Kosciusko..... | 144 | 98 | 11,818 | 10,814 | 947 | 520 | 409 | 153 | 38 | 2,927 | 5 | (D) |
| 11 | Remainder of County..... | 40 | 10 | 1,158 | 682 | 33 | 14 | 13 | 44 | 18 | 430 | 2 | (D) |
| 12 | Benton County..... | 35 | 13 | 938 | 650 | 35 | 21 | 21 | 37 | 10 | 184 | 3 | 19 |
| 13 | Bolivar County..... | 451 | 247 | 31,928 | 27,160 | 2,706 | 1,198 | 981 | 426 | 142 | 7,316 | 47 | 1,056 |
| 14 | Cleveland..... | 150 | 98 | 17,350 | 16,048 | 1,859 | 743 | 651 | 138 | 30 | 2,603 | 23 | 723 |
| 15 | Remainder of County..... | 301 | 149 | 14,578 | 11,112 | 847 | 455 | 330 | 288 | 112 | 4,713 | 24 | 333 |
| 16 | Calhoun County..... | 128 | 64 | 6,138 | 4,830 | 313 | 168 | 149 | 135 | 35 | 1,104 | 4 | 48 |
| 17 | Carroll County..... | 90 | 30 | 2,197 | 1,347 | 124 | 78 | 60 | 96 | 46 | 875 | 9 | 146 |
| 18 | Chickasaw County..... | 151 | 89 | 7,091 | 5,753 | 468 | 277 | 228 | 154 | 52 | 1,909 | 4 | 64 |
| 19 | Choctaw County..... | 61 | 23 | 2,603 | 1,529 | 111 | 52 | 45 | 69 | 7 | 406 | 3 | 25 |
| 20 | Claiborne County..... | 86 | 56 | 5,610 | 5,202 | 451 | 230 | 210 | 87 | 25 | 1,397 | 10 | 146 |
| 21 | Port Gibson..... | 61 | 45 | 4,932 | 4,714 | 422 | 204 | 189 | 63 | 16 | 1,175 | 6 | 96 |
| 22 | Remainder of County..... | 25 | 11 | 678 | 488 | 29 | 26 | 21 | 24 | 9 | 222 | 4 | 50 |
| 23 | Clarke County..... | 144 | 76 | 6,952 | 5,936 | 393 | 242 | 199 | 144 | 53 | 1,684 | 9 | 112 |
| 24 | Clay County..... | 133 | 89 | 8,534 | 7,770 | 762 | 369 | 287 | 137 | 27 | 2,257 | 13 | 284 |
| 25 | West Point..... | 124 | 86 | 8,170 | 7,648 | 752 | 364 | 283 | 121 | 19 | (D) | 12 | (D) |
| 26 | Remainder of County..... | 9 | 3 | 364 | 122 | 10 | 5 | 4 | 16 | 8 | (D) | 1 | (D) |
| 27 | Coahoma County..... | 410 | 244 | 30,526 | 25,736 | 2,851 | 1,315 | 1,146 | 410 | 118 | 8,803 | 39 | 1,044 |
| 28 | Clarksdale..... | 299 | 201 | 25,644 | 23,294 | 2,681 | 1,217 | 1,080 | 291 | 70 | 6,805 | 36 | 1,033 |
| 29 | Remainder of County..... | 111 | 43 | 4,882 | 2,442 | 170 | 98 | 66 | 119 | 48 | 1,998 | 3 | 11 |
| 30 | Copiah County..... | 224 | 124 | 13,169 | 10,937 | 877 | 484 | 400 | 225 | 64 | 3,899 | 13 | 165 |
| 31 | Crystal Springs..... | 83 | 45 | 5,552 | 4,752 | 359 | 197 | 152 | 79 | 24 | 1,966 | 4 | 58 |
| 32 | Hazlehurst..... | 83 | 55 | 5,429 | 4,667 | 404 | 236 | 198 | 80 | 20 | 1,410 | 6 | 86 |
| 33 | Remainder of County..... | 58 | 24 | 2,188 | 1,518 | 114 | 51 | 50 | 66 | 20 | 523 | 3 | 21 |
| 34 | Covington County..... | 106 | 56 | 5,240 | 4,584 | 356 | 224 | 196 | 116 | 33 | 1,109 | 12 | 123 |
| 35 | De Soto County..... | 123 | 69 | 6,885 | 6,001 | 455 | 227 | 189 | 119 | 41 | 1,757 | 12 | 176 |
| 36 | Forrest County..... | 460 | 310 | 45,323 | 42,135 | 4,736 | 2,369 | 2,064 | 465 | 102 | 7,741 | 95 | 2,408 |
| 37 | Hattiesburg..... | 408 | 276 | 42,729 | 39,929 | 4,565 | 2,264 | 1,972 | 408 | 85 | 6,720 | 82 | 2,165 |
| 38 | Remainder of County..... | 52 | 34 | 2,594 | 2,206 | 171 | 105 | 92 | 57 | 17 | 1,021 | 13 | 243 |
| 39 | Franklin County..... | 94 | 34 | 3,702 | 2,550 | 182 | 104 | 98 | 102 | 42 | 1,067 | 7 | 75 |
| 40 | George County..... | 86 | 50 | 6,374 | 5,808 | 474 | 262 | 195 | 85 | 29 | 1,475 | 9 | 179 |
| 41 | Greene County..... | 59 | 33 | 2,304 | 1,806 | 132 | 74 | 67 | 60 | 23 | 768 | 6 | 87 |
| 42 | Grenada County..... | 166 | 108 | 10,397 | 9,355 | 884 | 462 | 387 | 174 | 49 | 2,578 | 10 | 254 |
| 43 | Grenada..... | 146 | 100 | 9,355 | 8,629 | 840 | 440 | 366 | 153 | 42 | 2,332 | 10 | 254 |
| 44 | Remainder of County..... | 20 | 8 | 1,042 | 726 | 44 | 22 | 21 | 7 | 246 | ... | ... | ... |
| 45 | Hancock County..... | 130 | 80 | 7,198 | 6,368 | 500 | 264 | 226 | 143 | 39 | 2,274 | 29 | 571 |
| 46 | Bay St. Louis..... | 73 | 51 | 4,865 | 4,475 | 375 | 193 | 166 | 74 | 14 | 1,467 | 18 | 263 |
| 47 | Remainder of County..... | 57 | 29 | 2,333 | 1,893 | 125 | 71 | 60 | 69 | 25 | 807 | 11 | 308 |
| 48 | Harrison County..... | 963 | 605 | 85,063 | 78,021 | 8,789 | 4,037 | 3,594 | 988 | 228 | 20,022 | 223 | 9,531 |
| 49 | Biloxi..... | 417 | 253 | 34,836 | 31,152 | 3,397 | 1,604 | 1,423 | 452 | 93 | 8,074 | 114 | 4,566 |
| 50 | Gulfport..... | 355 | 249 | 39,783 | 37,907 | 4,448 | 1,983 | 1,784 | 351 | 86 | 8,708 | 59 | 2,069 |
| 51 | Long Beach..... | 44 | 12 | 1,201 | 755 | 68 | 41 | 28 | 45 | 8 | 370 | 6 | 86 |
| 52 | Pass Christian..... | 53 | 27 | 2,058 | 1,594 | 134 | 63 | 52 | 54 | 17 | 856 | 11 | 369 |
| 53 | Remainder of County..... | 94 | 64 | 7,185 | 6,613 | 742 | 346 | 307 | 86 | 24 | 2,014 | 33 | 2,441 |
| 54 | Hinds County..... | 1,274 | 914 | 157,011 | 149,989 | 17,413 | 7,947 | 6,953 | 1,212 | 299 | 33,320 | 210 | 8,267 |
| 55 | Jackson..... | 1,054 | 774 | 142,817 | 137,315 | 16,280 | 7,339 | 6,455 | 987 | 212 | 28,062 | 181 | 7,276 |
| 56 | Remainder of County..... | 220 | 140 | 14,194 | 12,674 | 1,133 | 608 | 498 | 225 | 87 | 5,258 | 29 | 991 |
| 57 | Holmes County..... | 247 | 141 | 13,798 | 12,006 | 980 | 583 | 472 | 267 | 66 | 3,318 | 28 | 417 |
| 58 | Lexington..... | 69 | 45 | 5,216 | 4,950 | 479 | 231 | 203 | 75 | 20 | 1,174 | 3 | (D) |
| 59 | Remainder of County..... | 178 | 96 | 8,582 | 7,056 | 501 | 352 | 269 | 192 | 46 | 2,144 | 25 | (D) |
| 60 | Humphreys County..... | 137 | 75 | 8,913 | 7,661 | 633 | 295 | 255 | 144 | 45 | 2,313 | 12 | 161 |
| 61 | Belzoni..... | 86 | 48 | 6,835 | 6,153 | 529 | 245 | 209 | 80 | 27 | 1,530 | 10 | (D) |
| 62 | Remainder of County..... | 51 | 27 | 2,078 | 1,508 | 104 | 59 | 46 | 64 | 18 | 783 | 2 | (D) |
| 63 | Issaquena County..... | 22 | 4 | 572 | 246 | 10 | 11 | 7 | 22 | 16 | 362 | ... | ... |
| 64 | Itawamba County..... | 86 | 34 | 4,357 | 3,165 | 237 | 134 | 117 | 89 | 31 | 732 | 6 | 40 |

Standard Notes: (D) Withheld to avoid disclosure. (NA) Not available. XXX Not applicable. (Z) Less than \$500. ... Represents zero.

CITIES OF 2,500 INHABITANTS OR MORE

Kind-of-Business Group — Establishments and Sales

| Kind-of-business group—Continued | | | | | | | | | | | | | | | | | | Line No. | |
|----------------------------------|-----------------|-----------------------------|-----------------|--|-----------------|----------------------|-----------------|---------------------------|-----------------|---|-----------------|---------------------------------|-----------------|-------------------------|-----------------|-------------------------|-----------------|----------|----|
| General merchandise group | | Apparel, accessories stores | | Furniture, home furnishings, appliance dealers | | Automotive group | | Gasoline service stations | | Lumber, bldg. mats., hardware, farm equipment dealers | | Drug stores, proprietary stores | | Other retail stores | | Nonstore retailers | | | |
| Establishments (Number) | Sales (\$1,000) | Establishments (Number) | Sales (\$1,000) | Establishments (Number) | Sales (\$1,000) | Establishments (No.) | Sales (\$1,000) | Establishments (Number) | Sales (\$1,000) | Establishments (Number) | Sales (\$1,000) | Establishments (No.) | Sales (\$1,000) | Establishments (Number) | Sales (\$1,000) | Establishments (Number) | Sales (\$1,000) | | |
| 1,784 | 151,701 | 1,055 | 80,652 | 799 | 57,987 | 962 | 270,811 | 1,837 | 103,504 | 912 | 109,622 | 648 | 40,110 | 1,666 | 115,867 | 440 | 9,517 | 1 | |
| 12 | 2,991 | 31 | 2,979 | 18 | 1,851 | 17 | 6,151 | 30 | 2,254 | 8 | 2,113 | 10 | 1,178 | 30 | 2,371 | 5 | 124 | 2 | |
| 11 | (D) | 31 | 2,979 | 17 | (D) | 17 | 6,151 | 24 | 1,863 | 7 | (D) | 10 | 1,178 | 30 | 2,371 | 5 | 124 | 3 | |
| 1 | (D) | ... | ... | 1 | (D) | ... | ... | 6 | 391 | 1 | (D) | ... | ... | ... | ... | ... | ... | 4 | |
| 14 | 1,186 | 27 | 1,524 | 18 | 1,282 | 25 | 5,749 | 32 | 1,372 | 21 | 1,873 | 12 | (D) | 40 | 1,816 | 2 | (D) | 5 | |
| 7 | 1,072 | 27 | 1,524 | 17 | (D) | 24 | (D) | 26 | 1,164 | 21 | 1,873 | 11 | 622 | 37 | 1,789 | 2 | (D) | 6 | |
| 7 | 114 | ... | ... | 1 | (D) | 1 | (D) | 6 | 208 | ... | ... | 1 | (D) | 3 | 27 | ... | (D) | 7 | |
| 23 | 1,414 | 2 | (D) | 1 | (D) | 11 | 3,023 | 7 | 364 | 5 | 238 | 4 | 127 | 7 | 539 | 2 | (D) | 8 | |
| 16 | 1,113 | 11 | 1,270 | 10 | 648 | 11 | 3,099 | 27 | 887 | 18 | 1,413 | 5 | 317 | 20 | 623 | 3 | 47 | 9 | |
| 9 | 947 | 11 | 1,270 | 10 | 648 | 10 | (D) | 20 | 729 | 15 | 1,327 | 5 | 317 | 18 | (D) | 3 | 47 | 10 | |
| 7 | 166 | ... | ... | ... | ... | 1 | (D) | 7 | 158 | 3 | 86 | ... | ... | 2 | (D) | ... | ... | 11 | |
| 10 | 230 | ... | ... | 1 | (D) | 1 | (D) | 7 | 94 | 1 | (D) | 1 | (D) | 1 | (D) | ... | ... | 12 | |
| 63 | 2,689 | 25 | 1,554 | 15 | 897 | 17 | 4,801 | 40 | 2,803 | 30 | 4,727 | 20 | 967 | 45 | (D) | 7 | (D) | 13 | |
| 11 | 842 | 10 | 854 | 9 | 809 | 10 | 3,101 | 21 | 1,663 | 11 | 3,409 | 3 | 405 | 16 | (D) | 6 | (D) | 14 | |
| 52 | 1,847 | 15 | 700 | 6 | 88 | 7 | 1,700 | 19 | 1,140 | 19 | 1,318 | 17 | 562 | 29 | (D) | 1 | (D) | 15 | |
| 17 | 680 | 7 | 248 | 5 | 101 | 7 | 1,147 | 18 | 652 | 11 | 1,052 | 8 | 275 | 12 | 759 | 4 | 72 | 16 | |
| 18 | 513 | 2 | (D) | 1 | (D) | 3 | 295 | 4 | 108 | ... | ... | 2 | (D) | 5 | 102 | ... | ... | 17 | |
| 20 | 758 | 10 | 480 | 8 | 246 | 9 | 1,018 | 13 | 425 | 13 | 1,263 | 7 | 244 | 13 | (D) | 2 | (D) | 18 | |
| 19 | 706 | 2 | (D) | 1 | (D) | 5 | 575 | 10 | 378 | 5 | 126 | 1 | (D) | 6 | 217 | 2 | (D) | 19 | |
| 11 | 360 | 9 | 342 | 5 | 313 | 3 | 952 | 8 | 377 | 2 | (D) | 3 | 167 | 8 | 1,230 | 2 | (D) | 20 | |
| 5 | 90 | 9 | 342 | 5 | 313 | 3 | 952 | 4 | (D) | 2 | (D) | 3 | 167 | 8 | 1,230 | ... | ... | 21 | |
| 6 | 270 | ... | ... | ... | ... | ... | ... | 4 | (D) | ... | ... | ... | ... | ... | ... | ... | 2 | (D) | 22 |
| 31 | 872 | 2 | (D) | 11 | 306 | 7 | 1,646 | 21 | 695 | 2 | (D) | 3 | 192 | 3 | (D) | 2 | (D) | 23 | |
| 10 | 629 | 10 | 729 | 8 | 334 | 11 | 2,118 | 13 | 594 | 6 | 471 | 7 | 372 | 23 | 680 | 5 | 66 | 24 | |
| 10 | 629 | 10 | 729 | 8 | 334 | 11 | 2,118 | 13 | 594 | 6 | 471 | 7 | 372 | 23 | 680 | 5 | 66 | 25 | |
| ... | ... | ... | ... | ... | ... | ... | ... | ... | ... | ... | ... | ... | ... | ... | ... | ... | ... | ... | 26 |
| 46 | 2,462 | 35 | 2,321 | 23 | 1,432 | 18 | 5,544 | 39 | 2,155 | 19 | 3,428 | 17 | 792 | 50 | 2,465 | 6 | 80 | 27 | |
| 20 | 1,424 | 32 | 2,190 | 21 | (D) | 18 | 5,544 | 25 | 1,712 | 16 | 3,104 | 12 | 627 | 43 | (D) | 6 | 80 | 28 | |
| 26 | 1,038 | 3 | 131 | 2 | (D) | ... | ... | 14 | 443 | 3 | 324 | 5 | 165 | 7 | (D) | ... | ... | 29 | |
| 34 | 1,954 | 12 | 569 | 9 | 429 | 9 | 1,922 | 18 | 824 | 12 | 1,275 | 10 | 600 | 29 | 1,384 | 14 | 148 | 30 | |
| 8 | 421 | 4 | (D) | 4 | 236 | 3 | 1,033 | 5 | 244 | 4 | 660 | 4 | (D) | 10 | 391 | 13 | (D) | 31 | |
| 10 | 729 | 7 | 301 | 5 | 193 | 2 | (D) | 7 | 322 | 6 | (D) | 5 | 377 | 15 | 949 | ... | ... | 32 | |
| 16 | 804 | 1 | (D) | ... | ... | 4 | (D) | 6 | 258 | 2 | (D) | 1 | (D) | 4 | 44 | 1 | (D) | 33 | |
| 16 | 1,320 | 1 | (D) | 2 | (D) | 6 | 1,348 | 23 | 631 | 5 | 307 | 4 | 237 | 4 | 38 | ... | ... | 34 | |
| 25 | 1,009 | 1 | (D) | 3 | (D) | 8 | 1,969 | 10 | 610 | 9 | 778 | 2 | (D) | 12 | 412 | ... | ... | 35 | |
| 15 | 6,113 | 27 | 3,677 | 32 | 2,259 | 27 | 9,575 | 57 | 3,847 | 26 | 2,847 | 18 | 1,208 | 42 | 5,186 | 19 | 462 | 36 | |
| 10 | 5,632 | 27 | 3,677 | 31 | (D) | 27 | 9,575 | 47 | 3,334 | 25 | (D) | 15 | 1,074 | 41 | (D) | 18 | (D) | 37 | |
| 5 | 481 | ... | ... | 1 | (D) | ... | ... | 10 | 513 | 1 | (D) | 3 | 134 | 1 | (D) | 1 | (D) | 38 | |
| 15 | 620 | ... | ... | 1 | (D) | 5 | 738 | 11 | 272 | 4 | 159 | 3 | 189 | 4 | 515 | 2 | (D) | 39 | |
| 3 | 213 | 6 | 352 | 7 | 211 | 7 | 1,646 | 6 | 557 | 6 | 1,026 | 3 | (D) | 10 | (D) | ... | ... | 40 | |
| 6 | 340 | 1 | (D) | 4 | 92 | 3 | 523 | 8 | 267 | 4 | 87 | 3 | (D) | ... | ... | 1 | (D) | 41 | |
| 16 | 694 | 15 | 742 | 9 | 624 | 8 | 2,352 | 21 | 1,043 | 6 | 833 | 8 | 442 | 21 | 807 | 3 | 28 | 42 | |
| 11 | 542 | 15 | 742 | 9 | 624 | 7 | (D) | 17 | 791 | 5 | (D) | 8 | 442 | 19 | (D) | 3 | 28 | 43 | |
| 5 | 152 | ... | ... | ... | ... | 1 | (D) | 4 | 252 | 1 | (D) | ... | ... | 2 | (D) | ... | ... | 44 | |
| 7 | 368 | 3 | 170 | 7 | 191 | 7 | 1,144 | 17 | 1,114 | 10 | 890 | 5 | 248 | 5 | (D) | 1 | (D) | 45 | |
| 3 | 196 | 3 | 170 | 5 | (D) | 7 | 1,144 | 8 | 358 | 8 | (D) | 4 | (D) | 2 | (D) | 1 | (D) | 46 | |
| 4 | 172 | ... | ... | 2 | (D) | ... | ... | 9 | 756 | 2 | (D) | 1 | (D) | 3 | 32 | ... | ... | 47 | |
| 25 | 9,642 | 67 | 6,230 | 50 | 4,836 | 51 | 16,372 | 122 | 7,139 | 47 | 4,716 | 30 | 2,598 | 94 | 3,563 | 26 | 414 | 48 | |
| 8 | 2,564 | 38 | (D) | 20 | 2,104 | 28 | 7,601 | 41 | 2,825 | 17 | 1,935 | 13 | 1,093 | 43 | 1,517 | 2 | (D) | 49 | |
| 12 | 6,866 | 27 | 3,594 | 25 | 2,632 | 19 | 7,764 | 45 | 2,928 | 18 | 1,859 | 11 | 1,285 | 38 | 1,880 | 15 | 198 | 50 | |
| 1 | (D) | ... | ... | ... | ... | ... | ... | 14 | 415 | 5 | 161 | 1 | (D) | 2 | (D) | 7 | 67 | 51 | |
| 1 | (D) | 1 | (D) | 3 | (D) | 1 | (D) | 4 | 207 | 4 | (D) | 4 | (D) | 7 | 77 | ... | ... | 52 | |
| 3 | (D) | 1 | (D) | 2 | (D) | 3 | (D) | 18 | 764 | 3 | (D) | 1 | (D) | 4 | (D) | 2 | (D) | 53 | |
| 60 | 22,242 | 125 | 12,394 | 60 | 7,566 | 52 | 36,472 | 149 | 10,955 | 44 | 9,189 | 68 | 5,155 | 142 | 9,537 | 65 | 1,914 | 54 | |
| 41 | 21,216 | 119 | 12,221 | 58 | (D) | 44 | 33,660 | 121 | 8,956 | 39 | 8,832 | 56 | 4,724 | 120 | 8,484 | 63 | (D) | 55 | |
| 19 | 1,026 | 6 | 173 | 2 | (D) | 8 | 2,812 | 28 | 1,999 | 5 | 357 | 12 | 431 | 22 | 1,053 | 2 | (D) | 56 | |
| 41 | 1,671 | 11 | 533 | 5 | 397 | 15 | 2,863 | 26 | 1,406 | 16 | 1,353 | 15 | 449 | 20 | 1,367 | 4 | 24 | 57 | |
| 8 | 291 | 3 | 258 | 3 | (D) | 3 | 1,138 | 6 | 364 | 6 | 996 | 5 | 209 | 8 | 443 | 4 | 24 | 58 | |
| 33 | 1,380 | 8 | 275 | 2 | (D) | 12 | 1,725 | 20 | 1,042 | 10 | 357 | 10 | 240 | 12 | 924 | ... | ... | 59 | |
| 26 | 981 | 2 | (D) | 6 | 362 | 1 | (D) | 11 | 1,654 | 11 | 1,493 | 8 | 316 | 12 | 565 | 3 | 67 | 60 | |
| 14 | 622 | 2 | (D) | 3 | (D) | 1 | (D) | 6 | 1,348 | 9 | (D) | 3 | 226 | 8 | 490 | 3 | 67 | 61 | |
| 12 | 359 | ... | ... | 3 | (D) | ... | ... | 5 | 306 | 2 | (D) | 5 | 90 | 4 | 75 | ... | ... | 62 | |
| 4 | (D) | ... | ... | ... | ... | ... | ... | 2 | (D) | ... | ... | ... | ... | ... | ... | ... | ... | 63 | |
| 12 | 274 | 5 | 214 | 4 | 367 | 7 | 1,246 | 5 | 195 | 6 | 672 | 2 | (D) | 8 | (D) | ... | ... | 64 | |

RETAIL TRADE—AREA STATISTICS

Table 102. RETAIL TRADE: 1954 — COUNTIES;
Total Retail — Establishments, Sales, Payroll, and Personnel;

| Line No. | County and city | Total | | | | | | | Kind-of-business group | | | | |
|----------|-----------------------------|----------------|-----------------------|-------------------------------------|---------------------------------------|--------------------------------|--|------------------------|---|-------------------------|-----------------|-------------------------|-----------------|
| | | Establishments | | Sales | | Payroll, entire year (\$1,000) | Paid employees, workweek ended nearest Nov. 15 | | Proprietors (unincorporated businesses only) (Number) | Food stores | | Eating, drinking places | |
| | | Total (Number) | With payroll (Number) | Total, all establishments (\$1,000) | Establishments with payroll (\$1,000) | | Total (Number) | Full workweek (Number) | | Establishments (Number) | Sales (\$1,000) | Establishments (Number) | Sales (\$1,000) |
| 1 | Jackson County..... | 367 | 231 | 27,335 | 24,575 | 2,112 | 1,158 | 1,025 | 385 | 109 | 8,671 | 92 | 2,211 |
| 2 | Moss Point..... | 66 | 46 | 5,219 | 4,833 | 398 | 199 | 170 | 70 | 20 | 1,230 | 8 | 233 |
| 3 | Ocean Springs..... | 58 | 34 | 3,991 | 3,453 | 347 | 158 | 140 | 56 | 10 | 911 | 18 | 317 |
| 4 | Pascagoula..... | 175 | 121 | 15,131 | 14,139 | 1,232 | 707 | 631 | 182 | 54 | 5,149 | 45 | 1,271 |
| 5 | Remainder of County..... | 68 | 30 | 2,944 | 2,150 | 135 | 94 | 84 | 77 | 25 | 1,381 | 21 | 390 |
| 6 | Jasper County..... | 107 | 63 | 6,111 | 5,065 | 376 | 204 | 166 | 110 | 31 | 1,135 | 9 | 116 |
| 7 | Jefferson County..... | 68 | 44 | 4,013 | 3,597 | 261 | 176 | 146 | 79 | 18 | 759 | 8 | 123 |
| 8 | Jefferson Davis County..... | 89 | 45 | 5,422 | 4,354 | 348 | 232 | 205 | 97 | 33 | 1,206 | 2 | (D) |
| 9 | Jones County..... | 409 | 275 | 36,192 | 33,724 | 3,778 | 1,983 | 1,630 | 386 | 107 | 8,193 | 55 | 1,411 |
| 10 | Ellisville..... | 35 | 21 | 1,605 | 1,375 | 84 | 58 | 41 | 33 | 8 | 694 | 1 | (D) |
| 11 | Laurel..... | 322 | 226 | 32,582 | 30,714 | 3,575 | 1,825 | 1,509 | 294 | 75 | 6,566 | 45 | 1,072 |
| 12 | Remainder of County..... | 52 | 28 | 2,005 | 1,635 | 119 | 100 | 80 | 59 | 24 | 913 | 9 | (D) |
| 13 | Kemper County..... | 70 | 32 | 3,218 | 2,312 | 165 | 83 | 74 | 80 | 21 | 561 | 2 | (D) |
| 14 | Lafayette County..... | 125 | 83 | 8,765 | 8,241 | 771 | 432 | 357 | 142 | 30 | 1,925 | 10 | 340 |
| 15 | Oxford..... | 101 | 73 | 7,539 | 7,183 | 697 | 379 | 324 | 115 | 18 | 1,747 | 9 | (D) |
| 16 | Remainder of County..... | 24 | 10 | 1,226 | 1,058 | 74 | 53 | 33 | 27 | 12 | 178 | 1 | (D) |
| 17 | Lamar County..... | 102 | 52 | 3,818 | 2,930 | 251 | 127 | 106 | 108 | 31 | 1,345 | 11 | 190 |
| 18 | Lauderdale County..... | 644 | 422 | 56,110 | 52,138 | 5,770 | 2,789 | 2,451 | 592 | 178 | 12,791 | 94 | 2,788 |
| 19 | Meridian..... | 541 | 377 | 52,366 | 49,470 | 5,607 | 2,687 | 2,362 | 489 | 140 | 11,655 | 71 | 2,222 |
| 20 | Remainder of County..... | 103 | 45 | 3,744 | 2,668 | 163 | 102 | 89 | 103 | 38 | 1,136 | 23 | 566 |
| 21 | Lawrence County..... | 101 | 41 | 4,583 | 3,457 | 213 | 129 | 111 | 108 | 26 | 820 | 7 | 96 |
| 22 | Leake County..... | 122 | 66 | 6,953 | 5,867 | 429 | 261 | 206 | 131 | 25 | 1,052 | 7 | 131 |
| 23 | Lee County..... | 351 | 213 | 33,718 | 30,042 | 2,953 | 1,399 | 1,153 | 373 | 97 | 7,185 | 30 | 750 |
| 24 | Tupelo..... | 239 | 169 | 28,549 | 26,789 | 2,745 | 1,295 | 1,059 | 246 | 57 | 5,554 | 22 | 591 |
| 25 | Remainder of County..... | 112 | 44 | 5,169 | 3,253 | 208 | 104 | 84 | 127 | 40 | 1,631 | 8 | 159 |
| 26 | Leflore County..... | 416 | 264 | 39,056 | 36,082 | 3,888 | 1,611 | 1,421 | 421 | 107 | 7,422 | 44 | 1,212 |
| 27 | Greenwood..... | 287 | 193 | 33,180 | 31,562 | 3,523 | 1,422 | 1,276 | 275 | 65 | 5,952 | 32 | 981 |
| 28 | Remainder of County..... | 129 | 71 | 5,876 | 4,520 | 365 | 189 | 145 | 146 | 42 | 1,470 | 12 | 231 |
| 29 | Lincoln County..... | 236 | 132 | 18,580 | 16,580 | 1,761 | 895 | 739 | 246 | 84 | 4,973 | 16 | 383 |
| 30 | Brookhaven..... | 185 | 123 | 16,578 | 15,486 | 1,615 | 834 | 680 | 198 | 52 | 4,035 | 16 | 383 |
| 31 | Remainder of County..... | 51 | 9 | 2,002 | 1,094 | 146 | 61 | 59 | 48 | 32 | 938 | ... | ... |
| 32 | Lowndes County..... | 355 | 201 | 23,929 | 21,315 | 2,076 | 1,140 | 962 | 380 | 118 | 5,374 | 55 | 1,596 |
| 33 | Columbus..... | 273 | 161 | 21,024 | 19,060 | 1,870 | 986 | 822 | 283 | 89 | 4,806 | 37 | 941 |
| 34 | Remainder of County..... | 82 | 40 | 2,905 | 2,255 | 206 | 154 | 140 | 97 | 29 | 560 | 18 | 657 |
| 35 | Madison County..... | 238 | 136 | 14,553 | 12,845 | 1,133 | 618 | 519 | 269 | 70 | 2,943 | 21 | 571 |
| 36 | Canton..... | 161 | 99 | 10,069 | 9,107 | 857 | 478 | 405 | 181 | 47 | 2,416 | 14 | 367 |
| 37 | Remainder of County..... | 77 | 37 | 4,484 | 3,738 | 296 | 140 | 114 | 88 | 23 | 527 | 7 | 204 |
| 38 | Marion County..... | 177 | 117 | 14,097 | 12,879 | 1,335 | 663 | 556 | 184 | 54 | 2,770 | 24 | 356 |
| 39 | Columbia..... | 143 | 105 | 12,783 | 12,061 | 1,262 | 622 | 518 | 148 | 37 | 2,372 | 21 | 318 |
| 40 | Remainder of County..... | 34 | 12 | 1,314 | 818 | 73 | 41 | 38 | 36 | 17 | 398 | 3 | 38 |
| 41 | Marshall County..... | 151 | 87 | 7,873 | 6,485 | 610 | 343 | 264 | 151 | 43 | 2,359 | 9 | 213 |
| 42 | Holly Springs..... | 79 | 63 | 5,583 | 5,149 | 455 | 280 | 206 | 81 | 18 | 1,903 | 5 | 164 |
| 43 | Remainder of County..... | 72 | 24 | 2,290 | 1,336 | 155 | 63 | 58 | 70 | 25 | 436 | 4 | 49 |
| 44 | Monroe County..... | 264 | 150 | 16,666 | 14,126 | 1,252 | 714 | 579 | 280 | 104 | 4,953 | 19 | 293 |
| 45 | Aberdeen..... | 100 | 70 | 7,638 | 6,838 | 639 | 383 | 296 | 101 | 35 | 2,210 | 9 | 162 |
| 46 | Amory..... | 102 | 58 | 6,967 | 6,025 | 529 | 284 | 238 | 113 | 33 | 1,843 | 10 | 131 |
| 47 | Remainder of County..... | 62 | 22 | 2,061 | 1,263 | 84 | 47 | 45 | 66 | 36 | 900 | ... | ... |
| 48 | Montgomery County..... | 143 | 73 | 7,202 | 5,888 | 531 | 300 | 238 | 148 | 43 | 1,812 | 9 | 173 |
| 49 | Winona..... | 78 | 54 | 5,215 | 4,731 | 471 | 256 | 205 | 79 | 17 | 1,070 | 5 | 98 |
| 50 | Remainder of County..... | 65 | 19 | 1,987 | 1,157 | 60 | 44 | 33 | 69 | 26 | 742 | 4 | 75 |
| 51 | Neshoba County..... | 132 | 82 | 8,692 | 7,768 | 665 | 365 | 293 | 141 | 37 | 1,922 | 7 | 88 |
| 52 | Philadelphia..... | 100 | 72 | 7,452 | 6,902 | 604 | 326 | 256 | 106 | 17 | 1,614 | 7 | 88 |
| 53 | Remainder of County..... | 32 | 10 | 1,230 | 866 | 61 | 39 | 37 | 35 | 20 | 308 | ... | ... |
| 54 | Newton County..... | 169 | 109 | 10,513 | 9,053 | 731 | 461 | 362 | 180 | 61 | 2,217 | 8 | 295 |
| 55 | Newton..... | 62 | 54 | 4,999 | 4,873 | 398 | 271 | 195 | 62 | 14 | 1,028 | 2 | (D) |
| 56 | Remainder of County..... | 107 | 55 | 5,514 | 4,180 | 333 | 190 | 164 | 118 | 47 | 1,189 | 6 | (D) |
| 57 | Noxubee County..... | 100 | 62 | 7,142 | 6,134 | 493 | 296 | 258 | 104 | 32 | 1,453 | 4 | 22 |
| 58 | Oktibbeha County..... | 141 | 85 | 10,946 | 9,916 | 841 | 448 | 398 | 160 | 32 | 2,860 | 10 | 260 |
| 59 | Starkville..... | 101 | 73 | 9,544 | 9,156 | 802 | 420 | 371 | 109 | 19 | 2,520 | 9 | (D) |
| 60 | Remainder of County..... | 40 | 12 | 1,402 | 760 | 39 | 28 | 27 | 51 | 13 | 340 | 1 | (D) |
| 61 | Panola County..... | 214 | 114 | 14,996 | 13,228 | 953 | 527 | 410 | 230 | 62 | 4,137 | 14 | 219 |
| 62 | Pearl River County..... | 211 | 115 | 14,834 | 12,990 | 1,190 | 530 | 469 | 212 | 67 | 2,958 | 21 | 408 |
| 63 | Pietyune..... | 114 | 72 | 10,233 | 9,227 | 874 | 373 | 329 | 121 | 37 | 1,844 | 6 | 207 |
| 64 | Remainder of County..... | 97 | 43 | 4,601 | 3,763 | 316 | 157 | 140 | 91 | 30 | 1,114 | 15 | 201 |
| 65 | Perry County..... | 59 | 29 | 3,318 | 2,986 | 234 | 116 | 96 | 58 | 23 | 494 | 2 | (D) |
| 66 | Pike County..... | 350 | 214 | 26,596 | 23,872 | 2,353 | 1,116 | 985 | 340 | 99 | 6,437 | 42 | 1,003 |
| 67 | McComb..... | 205 | 137 | 18,873 | 17,621 | 1,800 | 831 | 730 | 201 | 42 | 4,270 | 23 | 572 |
| 68 | Remainder of County..... | 145 | 77 | 7,723 | 6,251 | 553 | 285 | 255 | 139 | 57 | 2,167 | 19 | 431 |

Standard Notes: (D) Withheld to avoid disclosure. (NA) Not available. XXX Not applicable. (Z) Less than \$500. . . . Represents zero.

CITIES OF 2,500 INHABITANTS OR MORE — Continued

Kind-of-Business Group — Establishments and Sales

| Kind-of-business group—Continued | | | | | | | | | | | | | | | | | | Line No. |
|----------------------------------|-----------------|-----------------------------|-----------------|--|-----------------|----------------------|-----------------|---------------------------|-----------------|--|-----------------|---------------------------------|-----------------|-------------------------|-----------------|-------------------------|-----------------|----------|
| General merchandise group | | Apparel, accessories stores | | Furniture, home furnishings, appliance dealers | | Automotive group | | Gasoline service stations | | Lumber, bldg. matls., hardware, farm equipment dealers | | Drug stores, proprietary stores | | Other retail stores | | Nonstore retailers | | |
| Establishments (Number) | Sales (\$1,000) | Establishments (Number) | Sales (\$1,000) | Establishments (Number) | Sales (\$1,000) | Establishments (No.) | Sales (\$1,000) | Establishments (Number) | Sales (\$1,000) | Establishments (Number) | Sales (\$1,000) | Establishments (No.) | Sales (\$1,000) | Establishments (Number) | Sales (\$1,000) | Establishments (Number) | Sales (\$1,000) | |
| 16 | 1,858 | 21 | 1,211 | 25 | 1,553 | 22 | 4,590 | 34 | 2,038 | 15 | 1,653 | 6 | 1,012 | 22 | 2,514 | 5 | 24 | 1 |
| 3 | 478 | 4 | (D) | 5 | 371 | 6 | 1,008 | 6 | 453 | 5 | 547 | 2 | (D) | 5 | 371 | 1 | (D) | 2 |
| 6 | (D) | 1 | (D) | 6 | 258 | 1 | (D) | 9 | 301 | 2 | (D) | 1 | (D) | 4 | (D) | ... | ... | 3 |
| 4 | 1,088 | 15 | 921 | 14 | 924 | 10 | 3,499 | 13 | 921 | 6 | 401 | 3 | 593 | 9 | (D) | 2 | (D) | 4 |
| 3 | (D) | 1 | (D) | ... | ... | 5 | (D) | 6 | 363 | 2 | (D) | ... | ... | 3 | (D) | 2 | (D) | 5 |
| 18 | 840 | ... | ... | 6 | 58 | 6 | 1,120 | 11 | 392 | 6 | 952 | 5 | 211 | 13 | (D) | 2 | (D) | 6 |
| 13 | 765 | ... | ... | ... | ... | 5 | 1,411 | 7 | 249 | 1 | (D) | 4 | 130 | 10 | 451 | 2 | (D) | 7 |
| 16 | 1,477 | 1 | (D) | 2 | (D) | 7 | 1,400 | 10 | 335 | 6 | 293 | 4 | 192 | 8 | 389 | ... | ... | 8 |
| 27 | 5,395 | 28 | 2,899 | 23 | 2,171 | 25 | 7,210 | 50 | 2,421 | 15 | 1,784 | 15 | 1,276 | 49 | 3,273 | 15 | 159 | 9 |
| 2 | 187 | 3 | (D) | 5 | 75 | ... | ... | 6 | 220 | 3 | (D) | 3 | 141 | ... | ... | 4 | 22 | 10 |
| 15 | 4,798 | 25 | (D) | 18 | 2,096 | 24 | (D) | 40 | 2,040 | 12 | (D) | 12 | 1,135 | 45 | (D) | 11 | 137 | 11 |
| 10 | 410 | ... | ... | ... | ... | 1 | (D) | 4 | 161 | ... | ... | ... | ... | 4 | (D) | ... | ... | 12 |
| 16 | 810 | 1 | (D) | 3 | (D) | 8 | 889 | 2 | (D) | 5 | 276 | 2 | (D) | 7 | 218 | 3 | (D) | 13 |
| 20 | 1,442 | 11 | 922 | 6 | 338 | 5 | 1,352 | 9 | 705 | 6 | 618 | 4 | 348 | 20 | 729 | 4 | 46 | 14 |
| 14 | 984 | 10 | (D) | 6 | 338 | 5 | 1,352 | 8 | (D) | 6 | 618 | 4 | 348 | 17 | 533 | 4 | 46 | 15 |
| 6 | 458 | 1 | (D) | ... | ... | ... | ... | 1 | (D) | ... | ... | ... | ... | 3 | 196 | ... | ... | 16 |
| 10 | 476 | 3 | (D) | 6 | (D) | 3 | 293 | 15 | 552 | 1 | (D) | 6 | 303 | 10 | 439 | 6 | 50 | 17 |
| 32 | 8,349 | 43 | 4,929 | 31 | 2,651 | 32 | 11,769 | 75 | 4,553 | 26 | 2,680 | 28 | 1,621 | 64 | 3,497 | 41 | 482 | 18 |
| 21 | 7,730 | 43 | 4,929 | 30 | (D) | 31 | (D) | 57 | 3,762 | 26 | 2,680 | 28 | 1,621 | 59 | (D) | 35 | 435 | 19 |
| 11 | 619 | ... | ... | 1 | (D) | 1 | (D) | 18 | 791 | ... | ... | ... | ... | 5 | (D) | 6 | 47 | 20 |
| 18 | 546 | 7 | 221 | 3 | (D) | 5 | 1,468 | 14 | 462 | 4 | 383 | 4 | 226 | 12 | 278 | 1 | (D) | 21 |
| 35 | 1,638 | 6 | 291 | 9 | 220 | 8 | 1,781 | 5 | 191 | 10 | 547 | 3 | 220 | 14 | 882 | ... | ... | 22 |
| 33 | 3,358 | 23 | 2,710 | 16 | 994 | 27 | 7,570 | 36 | 2,936 | 19 | 3,504 | 9 | 1,489 | 53 | 2,784 | 8 | 438 | 23 |
| 9 | 2,131 | 22 | (D) | 14 | (D) | 24 | (D) | 28 | 2,244 | 16 | (D) | 7 | (D) | 35 | 2,438 | 5 | 419 | 24 |
| 24 | 1,227 | 1 | (D) | 2 | (D) | 3 | (D) | 8 | 692 | 3 | (D) | 2 | (D) | 18 | 346 | 3 | 19 | 25 |
| 54 | 3,155 | 30 | 2,451 | 25 | 1,383 | 18 | 7,559 | 45 | 6,306 | 25 | 3,872 | 13 | 953 | 40 | 4,472 | 15 | 271 | 26 |
| 26 | 2,324 | 28 | (D) | 25 | 1,383 | 15 | 7,425 | 34 | 5,763 | 17 | 2,949 | 6 | 716 | 26 | 3,059 | 13 | (D) | 27 |
| 28 | 831 | 2 | (D) | ... | ... | 3 | 134 | 11 | 543 | 8 | 923 | 7 | 237 | 14 | 1,413 | 2 | (D) | 28 |
| 14 | 1,503 | 23 | 1,518 | 14 | 1,115 | 19 | 4,917 | 22 | 1,019 | 12 | 901 | 5 | 686 | 19 | 1,474 | 8 | 91 | 29 |
| 10 | (D) | 21 | (D) | 14 | 1,115 | 19 | 4,917 | 19 | 941 | 8 | (D) | 5 | 686 | 14 | 1,313 | 7 | (D) | 30 |
| 4 | (D) | 2 | (D) | ... | ... | ... | ... | 3 | 78 | 4 | (D) | ... | ... | 5 | 161 | 1 | (D) | 31 |
| 28 | 2,091 | 19 | 1,977 | 16 | 1,858 | 19 | 5,641 | 27 | 1,631 | 19 | 1,814 | 10 | 572 | 33 | 1,024 | 11 | 349 | 32 |
| 16 | 1,709 | 1 | 1,977 | 16 | 1,858 | 18 | (D) | 19 | 1,111 | 13 | 1,290 | 9 | (D) | 31 | (D) | 6 | 200 | 33 |
| 12 | 382 | ... | ... | ... | ... | 1 | (D) | 8 | 520 | 6 | 524 | 1 | (D) | 2 | (D) | 5 | 149 | 34 |
| 39 | 1,877 | 14 | 1,061 | 9 | (D) | 10 | 3,157 | 28 | 1,187 | 13 | 1,063 | 10 | 292 | 23 | 1,565 | 1 | (D) | 35 |
| 20 | 1,204 | 14 | 1,061 | 8 | 462 | 7 | (D) | 15 | 589 | 11 | (D) | 6 | 235 | 18 | 1,479 | 1 | (D) | 36 |
| 19 | 673 | ... | ... | 1 | (D) | 3 | (D) | 13 | 598 | 2 | (D) | 4 | 57 | 5 | 86 | ... | ... | 37 |
| 21 | 3,543 | 7 | 480 | 10 | 572 | 14 | 2,392 | 18 | 1,365 | 8 | 967 | 6 | 494 | 15 | 1,158 | ... | ... | 38 |
| 16 | 3,081 | 7 | 480 | 9 | (D) | 12 | (D) | 14 | 1,277 | 8 | 967 | 6 | 494 | 13 | (D) | ... | ... | 39 |
| 5 | 462 | ... | ... | 1 | (D) | 2 | (D) | 4 | 88 | ... | ... | ... | ... | 2 | (D) | ... | ... | 40 |
| 35 | 1,806 | 11 | 488 | 6 | 237 | 3 | (D) | 17 | 555 | 9 | 651 | 6 | 245 | 12 | (D) | ... | ... | 41 |
| 10 | 653 | 11 | 488 | 4 | (D) | 3 | (D) | 6 | 279 | 8 | 879 | 3 | 123 | 11 | 294 | ... | ... | 42 |
| 25 | 1,153 | ... | ... | 2 | (D) | ... | ... | 11 | 276 | 1 | (D) | 3 | 122 | 1 | (D) | ... | ... | 43 |
| 25 | 1,224 | 19 | 1,089 | 9 | 566 | 13 | 3,302 | 21 | 1,469 | 16 | 1,926 | 8 | 458 | 27 | 1,350 | 3 | 36 | 44 |
| 7 | 569 | 7 | 461 | 3 | 221 | 5 | 1,480 | 8 | 604 | 7 | 884 | 3 | 226 | 13 | 785 | 3 | 36 | 45 |
| 9 | 416 | 12 | 628 | 6 | 345 | 8 | 1,822 | 7 | 606 | 7 | (D) | 3 | (D) | 7 | 268 | ... | ... | 46 |
| 9 | 239 | ... | ... | ... | ... | ... | ... | 6 | 259 | 2 | (D) | 2 | (D) | 7 | 297 | ... | ... | 47 |
| 25 | 740 | 5 | 357 | 3 | 182 | 6 | 1,433 | 19 | 962 | 14 | 942 | 2 | (D) | 10 | (D) | 7 | 83 | 48 |
| 11 | 417 | 4 | (D) | 3 | 182 | 6 | 1,433 | 8 | 415 | 10 | 775 | 1 | (D) | 8 | 393 | 5 | (D) | 49 |
| 14 | 323 | 1 | (D) | ... | ... | ... | ... | 11 | 547 | 1 | 167 | 1 | (D) | 2 | (D) | 2 | (D) | 50 |
| 20 | 1,458 | 8 | 599 | 5 | 370 | 15 | 1,827 | 12 | 510 | 8 | 860 | 7 | 339 | 8 | 595 | 5 | 114 | 51 |
| 14 | 898 | 7 | (D) | 5 | 370 | 14 | (D) | 10 | (D) | 8 | 860 | 7 | 339 | 7 | (D) | 4 | (D) | 52 |
| 6 | 560 | 1 | (D) | ... | ... | 1 | (D) | 2 | (D) | ... | ... | ... | ... | 1 | (D) | 1 | (D) | 53 |
| 19 | 1,294 | 5 | (D) | 11 | 360 | 8 | 2,180 | 20 | 595 | 10 | 1,202 | 8 | 317 | 17 | 1,793 | 2 | (D) | 54 |
| 9 | 547 | 2 | (D) | 7 | 190 | 4 | 1,082 | 8 | 160 | 4 | 694 | 3 | 157 | 9 | 927 | ... | ... | 55 |
| 10 | 747 | 3 | 131 | 4 | 170 | 4 | 1,098 | 12 | 435 | 6 | 508 | 5 | 160 | 8 | 866 | 2 | (D) | 56 |
| 11 | 1,486 | 4 | 200 | 6 | 401 | 5 | 1,112 | 16 | 722 | 6 | 703 | 6 | 255 | 8 | (D) | 2 | (D) | 57 |
| 12 | 986 | 7 | 645 | 8 | 705 | 11 | 1,958 | 20 | 636 | 18 | 1,211 | 7 | 393 | 12 | 1,072 | 4 | 20 | 58 |
| 5 | 590 | 7 | 645 | 6 | (D) | 11 | 1,958 | 17 | 738 | 9 | 972 | 5 | (D) | 9 | (D) | 4 | 20 | 59 |
| 7 | 396 | ... | ... | 2 | (D) | ... | ... | 3 | 98 | 9 | 239 | 2 | (D) | 3 | (D) | ... | ... | 60 |
| 31 | 1,118 | 9 | 690 | 10 | 597 | 10 | 4,162 | 33 | 1,640 | 10 | 1,138 | 11 | 440 | 16 | 811 | 8 | 44 | 61 |
| 14 | 687 | 11 | 654 | 10 | 375 | 16 | 4,501 | 29 | 1,363 | 10 | 1,400 | 7 | 476 | 23 | 1,992 | 3 | 20 | 62 |
| 8 | 347 | 9 | (D) | 6 | 341 | 10 | 3,288 | 15 | 678 | 6 | (D) | 5 | (D) | 11 | 1,421 | 1 | (D) | 63 |
| 6 | 340 | 2 | (D) | 4 | 34 | 6 | 1,213 | 14 | 685 | 4 | (D) | 2 | (D) | 12 | 571 | 2 | (D) | 64 |
| 10 | (D) | 1 | (D) | 3 | 43 | 3 | (D) | 8 | 327 | 1 | (D) | 2 | (D) | 6 | 84 | ... | ... | 65 |
| 22 | 2,286 | 22 | 1,351 | 13 | 1,105 | 25 | 5,595 | 40 | 2,431 | 23 | 2,612 | 11 | 837 | 42 | 2,836 | 11 | 103 | 66 |
| 10 | 1,805 | 17 | 1,177 | 13 | 1,105 | 22 | 5,064 | 19 | 1,371 | 14 | 1,375 | 6 | 594 | 28 | 1,437 | 11 | 103 | 67 |
| 12 | 481 | 5 | 174 | ... | ... | 3 | 531 | 21 | 1,060 | 9 | 1,237 | 5 | 243 | 14 | 1,399 | ... | ... | 68 |

RETAIL TRADE—AREA STATISTICS

Table 102. RETAIL TRADE: 1954 — COUNTIES;
Total Retail — Establishments, Sales, Payroll, and Personnel;

| Line No. | County and city | Total | | | | | | | Kind-of-business group | | | | |
|----------|--------------------------|----------------|--------------|---------------------------|-----------------------------|--------------------------------|--|---------------|---|-----------------|-----------|-------------------------|-------|
| | | Establishments | | Sales | | Payroll, entire year (\$1,000) | Paid employees, workweek ended nearest Nov. 15 | | Proprietors (unincorporated businesses only) (Number) | Food stores | | Eating, drinking places | |
| | | Total | With payroll | Total, all establishments | Establishments with payroll | | Total | Full workweek | | Estab-lishments | Sales | Estab-lishments | Sales |
| | | (Number) | (Number) | (\$1,000) | (\$1,000) | (Number) | (Number) | (Number) | (\$1,000) | (Number) | (\$1,000) | | |
| 1 | Pontotoc County..... | 117 | 51 | 7,712 | 6,292 | 473 | 218 | 188 | 134 | 33 | 1,185 | 3 | 51 |
| 2 | Pren-tiss County..... | 142 | 94 | 7,830 | 6,726 | 578 | 361 | 282 | 168 | 28 | 1,340 | 13 | 145 |
| 3 | Booneville..... | 105 | 71 | 6,153 | 5,401 | 433 | 275 | 213 | 128 | 16 | 911 | 10 | 116 |
| 4 | Remainder of County..... | 37 | 23 | 1,677 | 1,325 | 145 | 86 | 69 | 40 | 12 | 429 | 3 | 29 |
| 5 | Quitman County..... | 147 | 75 | 9,106 | 7,550 | 676 | 344 | 265 | 134 | 52 | 2,564 | 9 | 131 |
| 6 | Rankin County..... | 136 | 74 | 8,080 | 6,756 | 450 | 243 | 211 | 148 | 47 | 1,713 | 4 | 147 |
| 7 | Scott County..... | 174 | 114 | 17,096 | 15,988 | 1,088 | 580 | 473 | 184 | 38 | 1,559 | 13 | 212 |
| 8 | Forest..... | 88 | 66 | 7,721 | 7,211 | 602 | 302 | 252 | 96 | 15 | 942 | 7 | 115 |
| 9 | Remainder of County..... | 86 | 48 | 9,375 | 8,777 | 486 | 278 | 221 | 88 | 23 | 617 | 4 | 97 |
| 10 | Sharkey..... | 86 | 56 | 7,091 | 6,499 | 636 | 255 | 225 | 74 | 29 | 947 | 5 | 79 |
| 11 | Simpson County..... | 161 | 89 | 9,561 | 8,349 | 604 | 342 | 302 | 178 | 43 | 1,170 | 14 | 195 |
| 12 | Smith County..... | 75 | 37 | 3,623 | 2,765 | 168 | 100 | 80 | 80 | 19 | 562 | 5 | 34 |
| 13 | Stone County..... | 58 | 42 | 5,282 | 4,964 | 365 | 170 | 159 | 59 | 10 | 1,471 | 8 | 129 |
| 14 | Sunflower County..... | 376 | 196 | 23,930 | 19,628 | 1,824 | 855 | 697 | 390 | 95 | 4,916 | 32 | 659 |
| 15 | Indianola..... | 95 | 57 | 8,762 | 7,934 | 777 | 310 | 290 | 102 | 23 | 1,581 | 7 | 147 |
| 16 | Remainder of County..... | 281 | 139 | 15,168 | 11,694 | 1,047 | 545 | 407 | 288 | 72 | 3,335 | 25 | 512 |
| 17 | Tallahatchie County..... | 158 | 86 | 8,547 | 7,109 | 538 | 287 | 230 | 163 | 50 | 2,066 | 9 | 94 |
| 18 | Charleston..... | 73 | 37 | 4,355 | 3,571 | 249 | 140 | 113 | 84 | 21 | 1,031 | 7 | (D) |
| 19 | Remainder of County..... | 85 | 49 | 4,192 | 3,538 | 289 | 147 | 117 | 79 | 29 | 1,055 | 2 | (D) |
| 20 | Tate County..... | 138 | 76 | 10,217 | 8,821 | 576 | 343 | 272 | 150 | 39 | 2,126 | 8 | 145 |
| 21 | Tippah County..... | 130 | 54 | 5,558 | 4,382 | 343 | 179 | 158 | 134 | 50 | 1,146 | 6 | 53 |
| 22 | Tishomingo County..... | 128 | 50 | 5,590 | 3,932 | 208 | 167 | 104 | 139 | 33 | 1,257 | 11 | 57 |
| 23 | Tunica County..... | 118 | 68 | 9,003 | 7,605 | 697 | 375 | 310 | 123 | 48 | 2,426 | 11 | 373 |
| 24 | Union County..... | 153 | 85 | 10,045 | 8,475 | 626 | 373 | 320 | 186 | 59 | 2,257 | 10 | 221 |
| 25 | New Albany..... | 112 | 74 | 7,750 | 6,896 | 535 | 326 | 274 | 140 | 31 | 1,066 | 8 | (D) |
| 26 | Remainder of County..... | 43 | 11 | 2,295 | 1,579 | 91 | 47 | 46 | 46 | 28 | 1,171 | 2 | (D) |
| 27 | Walthall County..... | 84 | 52 | 6,696 | 6,140 | 521 | 262 | 223 | 84 | 17 | 1,158 | 5 | 95 |
| 28 | Warren County..... | 406 | 276 | 37,429 | 34,703 | 3,742 | 1,773 | 1,584 | 401 | 114 | 9,291 | 62 | 2,637 |
| 29 | Vicksburg..... | 375 | 255 | 35,188 | 32,806 | 3,622 | 1,695 | 1,508 | 362 | 106 | 8,897 | 52 | 2,214 |
| 30 | Remainder of County..... | 31 | 21 | 2,241 | 1,897 | 120 | 78 | 76 | 39 | 8 | 394 | 10 | 423 |
| 31 | Washington County..... | 602 | 382 | 55,882 | 51,310 | 5,374 | 2,472 | 2,166 | 639 | 205 | 13,584 | 69 | 1,820 |
| 32 | Greenville..... | 374 | 244 | 43,219 | 40,259 | 4,421 | 1,976 | 1,739 | 404 | 134 | 10,260 | 49 | 1,439 |
| 33 | Ieland..... | 95 | 57 | 6,196 | 5,396 | 531 | 249 | 219 | 101 | 18 | 1,374 | 10 | 238 |
| 34 | Remainder of County..... | 133 | 81 | 6,467 | 5,655 | 422 | 247 | 208 | 134 | 53 | 1,950 | 10 | 143 |
| 35 | Wayne County..... | 121 | 71 | 8,737 | 7,735 | 626 | 396 | 287 | 117 | 45 | 1,482 | 7 | 162 |
| 36 | Waynesboro..... | 86 | 60 | 7,802 | 7,330 | 607 | 377 | 271 | 78 | 22 | 965 | 6 | (D) |
| 37 | Remainder of County..... | 35 | 11 | 935 | 405 | 19 | 19 | 16 | 39 | 23 | 497 | 1 | (D) |
| 38 | Webster County..... | 92 | 52 | 7,301 | 5,765 | 386 | 189 | 154 | 99 | 20 | 1,041 | 3 | 70 |
| 39 | Wilkinson County..... | 102 | 64 | 5,448 | 4,714 | 332 | 218 | 188 | 106 | 34 | 1,536 | 17 | 261 |
| 40 | Winston County..... | 145 | 97 | 9,718 | 8,774 | 772 | 420 | 341 | 142 | 50 | 2,655 | 12 | 243 |
| 41 | Louisville..... | 120 | 78 | 8,799 | 7,981 | 732 | 393 | 318 | 118 | 35 | 2,124 | 12 | 243 |
| 42 | Remainder of County..... | 25 | 19 | 919 | 793 | 40 | 27 | 23 | 24 | 15 | 531 | ... | ... |
| 43 | Yalobusha County..... | 128 | 70 | 5,868 | 4,976 | 462 | 267 | 213 | 126 | 43 | 1,599 | 6 | 97 |
| 44 | Water Valley..... | 73 | 45 | 3,755 | 3,235 | 339 | 178 | 153 | 71 | 25 | 1,161 | 2 | (D) |
| 45 | Remainder of County..... | 55 | 25 | 2,113 | 1,741 | 123 | 89 | 60 | 55 | 18 | 438 | 4 | (D) |
| 46 | Yazoo County..... | 247 | 143 | 17,258 | 15,272 | 1,423 | 689 | 574 | 246 | 65 | 3,799 | 18 | 347 |
| 47 | Yazoo City..... | 163 | 125 | 14,822 | 14,238 | 1,372 | 657 | 547 | 154 | 32 | 2,770 | 12 | 266 |
| 48 | Remainder of County..... | 84 | 18 | 2,436 | 1,034 | 51 | 32 | 27 | 92 | 33 | 1,029 | 6 | 79 |

Standard Notes: (D) Withheld to avoid disclosure. (NA) Not available. XXX Not applicable. (Z) Less than \$500. ... Represents zero.

CITIES OF 2,500 INHABITANTS OR MORE — Continued

Kind-of-Business Group — Establishments and Sales

| Kind-of-business group — Continued | | | | | | | | | | | | | | | | | | | Line No. |
|--------------------------------------|--------------------|--------------------------------------|--------------------|--|--------------------|-----------------------------------|--------------------|--------------------------------------|--------------------|---|--------------------|-----------------------------------|--------------------|--------------------------------------|--------------------|--------------------------------------|--------------------|----|----------|
| General merchandise group | | Apparel, accessories stores | | Furniture, home furnishings, appliance dealers | | Automotive group | | Gasoline service stations | | Lumber, bldg. mats., hardware, farm equipment dealers | | Drug stores, proprietary stores | | Other retail stores | | Nonstore retailers | | | |
| Estab- lish- ments (Number) | Sales (\$1,000) | Estab- lish- ments (Number) | Sales (\$1,000) | Estab- lish- ments (Number) | Sales (\$1,000) | Estab- lish- ments (No.) | Sales (\$1,000) | Estab- lish- ments (Number) | Sales (\$1,000) | Estab- lish- ments (Number) | Sales (\$1,000) | Estab- lish- ments (No.) | Sales (\$1,000) | Estab- lish- ments (Number) | Sales (\$1,000) | Estab- lish- ments (Number) | Sales (\$1,000) | | |
| 24 | 939 | 6 | 321 | 2 | (D) | 8 | 2,439 | 6 | 178 | 8 | 971 | 5 | 291 | 16 | (D) | 6 | 40 | 1 | |
| 12 | 949 | 14 | 530 | 9 | 315 | 15 | 1,598 | 10 | 710 | 13 | 1,049 | 7 | 407 | 20 | (D) | 1 | (D) | 2 | |
| 7 | 667 | 13 | (D) | 8 | (D) | 11 | 1,253 | 7 | 594 | 11 | (D) | 3 | 202 | 18 | 667 | 1 | (D) | 3 | |
| 5 | 282 | 1 | (D) | 1 | (D) | 4 | 315 | 3 | 116 | 2 | (D) | 4 | 205 | 2 | (D) | ... | ... | 4 | |
| 20 | 649 | 10 | 527 | 6 | 264 | 8 | 1,521 | 9 | 370 | 10 | 1,622 | 5 | 269 | 16 | (D) | 2 | (D) | 5 | |
| 24 | 850 | ... | ... | 6 | 551 | 7 | 1,424 | 22 | 879 | 7 | 642 | 7 | 212 | 8 | 1,648 | 4 | 14 | 6 | |
| 29 | 1,690 | 11 | 580 | 19 | 954 | 15 | 3,680 | 12 | 728 | 9 | 681 | 7 | 369 | 21 | 6,643 | ... | ... | 7 | |
| 6 | 256 | 6 | 384 | 14 | 835 | 11 | 2,421 | 6 | 473 | 5 | 515 | 5 | (D) | 10 | (D) | ... | ... | 8 | |
| 23 | 1,434 | 5 | 196 | 5 | 119 | 4 | 1,259 | 6 | 255 | 3 | 166 | 2 | (D) | 11 | (D) | ... | ... | 9 | |
| 15 | 1,357 | ... | ... | 4 | 129 | 2 | (D) | 8 | 428 | 10 | 2,293 | 3 | (D) | 8 | 937 | 2 | (D) | 10 | |
| 33 | 2,020 | 6 | 339 | 6 | 248 | 8 | 3,093 | 15 | 355 | 10 | 684 | 8 | 224 | 15 | 1,218 | 3 | 15 | 11 | |
| 13 | 436 | ... | ... | 3 | (D) | 9 | 1,294 | 10 | 201 | 4 | 239 | 6 | 211 | 5 | (D) | ... | ... | 12 | |
| 5 | 412 | 3 | 26 | 3 | (D) | 7 | 1,861 | 10 | 583 | 6 | 431 | 3 | 182 | 3 | (D) | ... | ... | 13 | |
| 63 | 2,602 | 24 | 1,213 | 8 | 954 | 24 | 4,850 | 31 | 1,299 | 24 | 3,484 | 18 | 807 | 47 | 2,512 | 10 | 634 | 14 | |
| 14 | 756 | 4 | 303 | 4 | 239 | 6 | 1,605 | 7 | 262 | 6 | 1,374 | 3 | 207 | 17 | (D) | 4 | (D) | 15 | |
| 49 | 1,846 | 20 | 910 | 4 | 715 | 18 | 3,245 | 24 | 1,037 | 18 | 2,110 | 15 | 600 | 30 | (D) | 5 | (D) | 16 | |
| 20 | 676 | 12 | 692 | 5 | 218 | 11 | 1,376 | 18 | 829 | 9 | 1,407 | 5 | 273 | 13 | 790 | 6 | 106 | 17 | |
| 6 | 203 | 6 | 408 | 3 | (D) | 7 | 590 | 6 | 513 | 5 | 632 | 2 | (D) | 8 | (D) | 2 | (D) | 18 | |
| 14 | 473 | 6 | 284 | 2 | (D) | 4 | 786 | 12 | 316 | 4 | 775 | 3 | (D) | 5 | (D) | 4 | (D) | 19 | |
| 37 | 2,738 | 4 | 193 | 3 | 299 | 10 | 2,473 | 11 | 569 | 6 | 690 | 3 | 194 | 15 | (D) | 2 | (D) | 20 | |
| 11 | 552 | 8 | 532 | 4 | 130 | 8 | 1,221 | 14 | 349 | 12 | 672 | 7 | 176 | 10 | 727 | ... | ... | 21 | |
| 21 | 627 | 8 | 865 | 3 | 119 | 13 | 1,180 | 19 | 438 | 10 | 644 | 5 | 209 | 3 | (D) | 2 | (D) | 22 | |
| 12 | 839 | 8 | 336 | 4 | 207 | 10 | 1,595 | 6 | 383 | 9 | 1,834 | 3 | 184 | 5 | (D) | 2 | (D) | 23 | |
| 12 | 719 | 11 | 889 | 8 | 608 | 12 | 2,404 | 14 | 650 | 7 | (D) | 4 | 332 | 17 | 1,136 | 1 | (D) | 24 | |
| 8 | 657 | 11 | 889 | 8 | 608 | 11 | (D) | 14 | 650 | 6 | 555 | 4 | 332 | 11 | 628 | ... | ... | 25 | |
| 4 | 62 | ... | ... | ... | ... | 1 | (D) | ... | ... | 1 | (D) | ... | ... | 6 | 508 | 1 | (D) | 26 | |
| 9 | 819 | 10 | 270 | 2 | (D) | 6 | 1,373 | 14 | 495 | 6 | 920 | 2 | (D) | 9 | 1,202 | 4 | 22 | 27 | |
| 15 | 3,022 | 38 | 2,467 | 23 | 3,455 | 17 | 6,411 | 43 | 3,197 | 12 | 2,172 | 10 | 746 | 50 | 3,674 | 22 | 357 | 28 | |
| 12 | 2,705 | 38 | 2,467 | 23 | 3,455 | 17 | 6,411 | 38 | 2,972 | 12 | 2,172 | 10 | 746 | 47 | (D) | 20 | (D) | 29 | |
| 3 | 317 | ... | ... | ... | ... | ... | ... | 5 | 225 | ... | ... | ... | ... | 3 | (D) | 2 | (D) | 30 | |
| 45 | 6,095 | 50 | 4,447 | 30 | 2,735 | 20 | 9,766 | 60 | 3,842 | 29 | 6,600 | 16 | 1,353 | 60 | 5,273 | 18 | 367 | 31 | |
| 20 | 5,160 | 35 | 3,833 | 22 | 2,362 | 14 | 8,703 | 33 | 2,645 | 17 | 5,376 | 10 | 920 | 31 | 2,262 | 9 | 259 | 32 | |
| 12 | 372 | 9 | 323 | 5 | 254 | 4 | (D) | 13 | 698 | 8 | 818 | 2 | (D) | 11 | 947 | 3 | 46 | 33 | |
| 13 | 563 | 6 | 291 | 3 | 119 | 2 | (D) | 14 | 499 | 4 | 406 | 4 | (D) | 18 | 2,064 | 6 | 62 | 34 | |
| 11 | 690 | 4 | 339 | 7 | 685 | 10 | 2,867 | 16 | 868 | 7 | 612 | 5 | 271 | 9 | 761 | ... | ... | 35 | |
| 6 | 517 | 4 | 339 | 7 | 685 | 10 | 2,867 | 12 | 664 | 7 | 612 | 4 | (D) | 8 | (D) | ... | ... | 36 | |
| 5 | 173 | ... | ... | ... | ... | ... | ... | 4 | 204 | ... | ... | 1 | (D) | 1 | (D) | ... | ... | 37 | |
| 15 | 642 | 4 | 158 | 2 | (D) | 11 | 2,590 | 19 | 659 | 5 | 354 | 4 | 201 | 7 | 1,143 | 2 | (D) | 38 | |
| 14 | 1,101 | 7 | 170 | 2 | (D) | 7 | 897 | 8 | 669 | 4 | 392 | 5 | 228 | 2 | (D) | 2 | (D) | 39 | |
| 14 | 918 | 6 | 281 | 14 | 610 | 6 | 2,225 | 13 | 774 | 10 | (D) | 9 | 345 | 9 | 1,073 | 2 | (D) | 40 | |
| 12 | (D) | 6 | 281 | 13 | (D) | 6 | 2,225 | 10 | 612 | 9 | 512 | 6 | 270 | 9 | 1,073 | 2 | (D) | 41 | |
| 2 | (D) | ... | ... | 1 | (D) | ... | ... | 3 | 162 | 1 | (D) | 3 | 75 | ... | ... | ... | ... | 42 | |
| 22 | 1,360 | 3 | 221 | 3 | (D) | 6 | 731 | 18 | 452 | 7 | 439 | 5 | (D) | 15 | 571 | ... | ... | 43 | |
| 8 | 566 | 3 | 221 | 3 | (D) | 4 | (D) | 9 | 222 | 5 | (D) | 4 | 199 | 10 | 317 | ... | ... | 44 | |
| 14 | 814 | ... | ... | ... | ... | 2 | (D) | 9 | 230 | 2 | (D) | 1 | (D) | 5 | 254 | ... | ... | 45 | |
| 39 | 1,457 | 20 | 1,398 | 11 | 642 | 13 | 3,358 | 33 | 1,973 | 15 | 2,161 | 8 | 630 | 23 | (D) | 2 | (D) | 46 | |
| 13 | 764 | 20 | 1,398 | 10 | (D) | 13 | 3,358 | 25 | 1,524 | 15 | 2,161 | 7 | (D) | 16 | 1,343 | ... | ... | 47 | |
| 26 | 693 | ... | ... | 1 | (D) | ... | ... | 8 | 449 | ... | ... | 1 | (D) | 7 | (D) | 2 | (D) | 48 | |

RETAIL TRADE—AREA STATISTICS

Table 102A. RETAIL TRADE: 1948¹— COUNTIES, CITIES OF 2,500 INHABITANTS OR MORE

Establishments and Sales

| County and city | Establishments, 1948 (Number) | Sales, 1948 (\$1,000) | County and city | Establishments, 1948 (Number) | Sales, 1948 (\$1,000) | County and city | Establishments, 1948 (Number) | Sales, 1948 (\$1,000) |
|--------------------------|----------------------------------|--------------------------|-----------------------------|----------------------------------|--------------------------|--------------------------|----------------------------------|--------------------------|
| Mississippi, total..... | 19,311 | 1,004,145 | Issaquena County..... | 30 | 649 | Oktober County..... | 159 | 8,060 |
| Adams County..... | 386 | 23,337 | Itawamba County..... | 113 | 2,477 | Starkville..... | 94 | 6,789 |
| Natchez..... | 327 | 22,282 | Jackson County..... | 389 | 15,812 | Remainder of County..... | 65 | 1,271 |
| Remainder of County..... | 59 | 1,055 | Moss Point..... | 59 | 2,581 | Panola County..... | 286 | 13,205 |
| Alcorn County..... | 319 | 15,685 | Ocean Springs..... | 46 | 1,683 | Pearl River County..... | 218 | 10,219 |
| Corinth..... | 234 | 14,269 | Pascagoula..... | 177 | 9,074 | Picayune..... | 113 | 6,909 |
| Remainder of County..... | 85 | 1,416 | Remainder of County..... | 107 | 2,474 | Remainder of County..... | 105 | 3,310 |
| Amite County..... | 136 | 5,865 | Jasper County..... | 124 | 4,080 | Perry County..... | 65 | 2,833 |
| Attala County..... | 197 | 12,091 | Jefferson County..... | 89 | 3,186 | Pike County..... | 412 | 20,008 |
| Kosciusko..... | 132 | 10,781 | Jefferson Davis County..... | 110 | 4,836 | McComb..... | 204 | 13,185 |
| Remainder of County..... | 65 | 1,310 | Jones County..... | 497 | 33,285 | Remainder of County..... | 208 | 6,823 |
| Benton County..... | 58 | 1,160 | Ellisville..... | 40 | 1,467 | Pontotoc County..... | 163 | 6,306 |
| Bolivar County..... | 568 | 26,596 | Laurel..... | 343 | 29,518 | Prentiss County..... | 177 | 6,813 |
| Cleveland..... | 112 | 10,916 | Remainder of County..... | 114 | 2,300 | Booneville..... | 90 | 4,544 |
| Remainder of County..... | 456 | 15,680 | Kemper County..... | 112 | 3,556 | Remainder of County..... | 87 | 2,269 |
| Calhoun County..... | 152 | 4,929 | Lafayette County..... | 176 | 9,122 | Quitman County..... | 214 | 8,459 |
| Carroll County..... | 108 | 2,665 | Oxford..... | 95 | 7,329 | Rankin County..... | 168 | 5,879 |
| Chickasaw County..... | 198 | 5,969 | Remainder of County..... | 81 | 1,793 | Scott County..... | 221 | 11,690 |
| Choctaw County..... | 90 | 2,641 | Lamar County..... | 101 | 3,513 | Forest..... | 78 | 5,497 |
| Claiborne County..... | 111 | 4,622 | Lauderdale County..... | 615 | 43,270 | Remainder of County..... | 143 | 6,193 |
| Clarke County..... | 185 | 5,164 | Meridian..... | 482 | 39,986 | Sharkey County..... | 100 | 6,027 |
| Clay County..... | 163 | 7,277 | Remainder of County..... | 133 | 3,284 | Simpson County..... | 187 | 6,533 |
| West Point..... | 111 | 6,530 | Lawrence County..... | 114 | 4,229 | Smith County..... | 122 | 2,834 |
| Remainder of County..... | 52 | 747 | Leake County..... | 170 | 5,435 | Stone County..... | 80 | 3,602 |
| Coahoma County..... | 465 | 27,685 | Lee County..... | 371 | 23,275 | Sunflower County..... | 437 | 21,697 |
| Clarksdale..... | 282 | 22,967 | Tupelo..... | 212 | 19,712 | Indianola..... | 105 | 6,700 |
| Remainder of County..... | 183 | 4,718 | Remainder of County..... | 159 | 3,563 | Remainder of County..... | 332 | 14,997 |
| Copiah County..... | 252 | 11,487 | Leflore County..... | 479 | 34,724 | Tallahatchie County..... | 248 | 8,613 |
| Crystal Springs..... | 76 | 3,840 | Greenwood..... | 308 | 29,875 | Tate County..... | 149 | 6,500 |
| Hazlehurst..... | 69 | 4,483 | Remainder of County..... | 171 | 4,849 | Tippah County..... | 173 | 4,994 |
| Remainder of County..... | 107 | 3,164 | Lincoln County..... | 228 | 15,423 | Tishomingo County..... | 141 | 3,076 |
| Covington County..... | 126 | 5,049 | Brookhaven..... | 143 | 12,928 | Tunica County..... | 141 | 7,094 |
| De Soto County..... | 167 | 6,025 | Remainder of County..... | 85 | 2,495 | Union County..... | 186 | 7,284 |
| Forrest County..... | 498 | 37,207 | Lowndes County..... | 408 | 19,472 | New Albany..... | 102 | 5,760 |
| Hattiesburg..... | 389 | 34,702 | Columbus..... | 271 | 16,143 | Remainder of County..... | 84 | 1,524 |
| Remainder of County..... | 109 | 2,505 | Remainder of County..... | 137 | 3,329 | Walsh County..... | 99 | 4,101 |
| Franklin County..... | 115 | 3,784 | Madison County..... | 273 | 12,058 | Warren County..... | 394 | 27,030 |
| George County..... | 97 | 3,874 | Carlon..... | 144 | 8,015 | Vicksburg..... | 326 | 25,666 |
| Greene County..... | 71 | 2,124 | Remainder of County..... | 129 | 4,043 | Remainder of County..... | 68 | 1,364 |
| Grenada County..... | 200 | 9,024 | Marion County..... | 132 | 10,093 | Washington County..... | 713 | 43,866 |
| Grenada..... | 143 | 8,041 | Columbia..... | 108 | 9,379 | Greenville..... | 388 | 31,541 |
| Remainder of County..... | 57 | 983 | Remainder of County..... | 24 | 714 | Leland..... | 88 | 4,809 |
| Hancock County..... | 159 | 5,127 | Marshall County..... | 192 | 6,319 | Remainder of County..... | 237 | 7,516 |
| Bay St. Louis..... | 91 | 3,866 | Holly Springs..... | 85 | 3,969 | Wayne County..... | 100 | 4,850 |
| Remainder of County..... | 68 | 1,261 | Remainder of County..... | 107 | 2,350 | Webster County..... | 112 | 4,880 |
| Harrison County..... | 939 | 51,218 | Monroe County..... | 291 | 12,712 | Wilkinson County..... | 145 | 5,783 |
| Biloxi..... | 361 | 19,255 | Aberdeen..... | 90 | 5,797 | Winston County..... | 170 | 8,189 |
| Gulfport..... | 309 | 25,177 | Amory..... | 88 | 4,999 | Louisville..... | 69 | 6,473 |
| Pass Christian..... | 58 | 1,565 | Remainder of County..... | 113 | 1,916 | Remainder of County..... | 69 | 1,716 |
| Remainder of County..... | 211 | 5,221 | Montgomery County..... | 146 | 5,680 | Yalobusha County..... | 151 | 6,081 |
| Hinds County..... | 1,145 | 112,585 | Winona..... | 73 | 4,139 | Water Valley..... | 72 | 3,869 |
| Jackson..... | 785 | 100,494 | Remainder of County..... | 73 | 1,541 | Remainder of County..... | 79 | 2,212 |
| Remainder of County..... | 360 | 12,091 | Neshoba County..... | 175 | 9,013 | Yazoo County..... | 329 | 15,193 |
| Holmes County..... | 301 | 12,351 | Philadelphia..... | 104 | 7,648 | Yazoo City..... | 163 | 12,158 |
| Lexington..... | 55 | 4,301 | Remainder of County..... | 71 | 1,365 | Remainder of County..... | 166 | 3,035 |
| Remainder of County..... | 246 | 8,050 | Newton County..... | 180 | 8,565 | | | |
| Humphreys County..... | 196 | 9,364 | Newton..... | 55 | 4,406 | | | |
| Belzoni..... | 106 | 6,467 | Remainder of County..... | 125 | 4,159 | | | |
| Remainder of County..... | 90 | 2,897 | Noxbee County..... | 134 | 6,757 | | | |

Standard Notes: (D) Withheld to avoid disclosure. (NA) Not available.

¹Data in this table differ from those which appeared in the publications of the 1948 Census of Retail Trade. For a description of the adjustments see Comparison of 1948 and 1954 Censuses in the Introduction.

Table 103. RETAIL TRADE: 1954 — STANDARD METROPOLITAN AREAS

Establishments, Sales, Payroll, and Personnel, by Kind of Business

| Standard metropolitan area and kind of business | Establishments | | Sales | | Payroll, entire year (\$1,000) | Payroll, workweek ended nearest Nov. 15 | | Paid employees, workweek ended nearest Nov. 15 | | Proprietors (unincorporated businesses ¹ only) (Number) |
|--|--|-----------------------|--|---------------------------------------|--------------------------------|---|-------------------------|--|------------------------|--|
| | Total ¹ (Number) | With payroll (Number) | Total, all establishments ¹ (\$1,000) | Establishments with payroll (\$1,000) | | Total (Dollars) | Full workweek (Dollars) | Total (Number) | Full workweek (Number) | |
| | JACKSON STANDARD METROPOLITAN AREA--Coextensive with Hinds County, Miss. | | | | | | | | | |
| Retail trade, total..... | 1,274 | 914 | 157,011 | 149,989 | 17,413 | 406,344 | 391,192 | 7,947 | 6,953 | 1,212 |
| Food Stores | | | | | | | | | | |
| Total..... | 299 | 173 | 33,320 | 30,684 | 2,060 | 37,724 | 35,021 | 1,092 | 856 | 325 |
| Grocery stores..... | 287 | 167 | 32,824 | 30,318 | 2,016 | 36,867 | 34,210 | 1,071 | 839 | 310 |
| Meat markets..... | 2 | 2 | (D) | (D) | (D) | (D) | (D) | (D) | (D) | (D) |
| Fish (seafood) markets..... | ••• | ••• | (D) | (D) | (D) | (D) | (D) | (D) | (D) | (D) |
| Fruit stores, vegetable markets..... | 1 | 1 | (D) | (D) | (D) | (D) | (D) | (D) | (D) | (D) |
| Candy, nut, confectionery stores..... | 1 | 1 | (D) | (D) | (D) | (D) | (D) | (D) | (D) | (D) |
| Bakery products stores..... | 1 | 1 | (D) | (D) | (D) | (D) | (D) | (D) | (D) | (D) |
| Bakeries, with baking on premises..... | ••• | ••• | ••• | ••• | ••• | ••• | ••• | ••• | ••• | ••• |
| Bakeries, without baking on premises..... | ••• | ••• | ••• | ••• | ••• | ••• | ••• | ••• | ••• | ••• |
| Delicatessen stores..... | 5 | 1 | 148 | 34 | 5 | 60 | 60 | 2 | 2 | 9 |
| Food stores, n.e.c..... | | | | | | | | | | |
| Eating, Drinking Places | | | | | | | | | | |
| Total..... | 210 | 162 | 8,267 | 7,743 | 1,520 | 37,197 | 35,224 | 1,361 | 1,227 | 226 |
| Eating places (except refreshment stands)..... | 157 | 117 | 6,435 | 6,379 | 1,312 | 32,777 | 31,177 | 1,204 | 1,090 | 173 |
| Restaurants, cafeterias..... | (NA) | 116 | (NA) | (D) | (D) | (D) | (D) | (D) | (D) | (NA) |
| Caterers..... | (NA) | 1 | (NA) | (D) | (D) | (D) | (D) | (D) | (D) | (NA) |
| In-plant food contractors..... | (NA) | ••• | (NA) | ••• | ••• | ••• | ••• | ••• | ••• | (NA) |
| Refreshment stands..... | 29 | 25 | 888 | 850 | 146 | 3,272 | 2,899 | 105 | 85 | 20 |
| Drinking places..... | 24 | 20 | 544 | 514 | 62 | 1,148 | 1,146 | 52 | 52 | 33 |
| General Merchandise Group | | | | | | | | | | |
| Total..... | 60 | 44 | 22,242 | 21,950 | 3,390 | 130,685 | 126,768 | 1,656 | 1,375 | 56 |
| Department stores..... | 5 | 5 | 15,623 | 15,623 | 2,483 | 113,263 | 111,190 | 1,036 | 918 | ••• |
| Dry goods, general merchandise stores..... | 23 | 17 | 2,487 | 2,413 | 362 | 6,751 | 6,065 | 148 | 120 | 31 |
| General stores..... | 10 | 6 | 738 | 566 | 30 | 248 | 243 | 11 | 10 | 14 |
| Variety stores..... | 20 | 16 | 3,374 | 3,348 | 515 | 10,423 | 9,270 | 461 | 327 | 9 |
| Apparel, Accessories Stores | | | | | | | | | | |
| Total..... | 125 | 113 | 12,394 | 12,190 | 1,495 | 29,156 | 26,308 | 756 | 578 | 79 |
| Shoe stores..... | 28 | 24 | 2,450 | 2,358 | 332 | 6,235 | 5,759 | 142 | 100 | 13 |
| Men's shoe stores..... | (NA) | 5 | (NA) | (D) | (D) | (D) | (D) | (D) | (D) | (NA) |
| Women's shoe stores..... | (NA) | 2 | (NA) | (D) | (D) | (D) | (D) | (D) | (D) | (NA) |
| Children's, juveniles' shoe stores..... | (NA) | 12 | (NA) | 910 | 129 | 2,319 | 2,139 | 56 | 36 | (NA) |
| Family shoe stores..... | 19 | 19 | 2,130 | 2,130 | 206 | 4,360 | 4,247 | 88 | 81 | 9 |
| Men's, boys' clothing and furnishings stores..... | 15 | 15 | 1,852 | 1,852 | 174 | 3,848 | 3,743 | 76 | 70 | 6 |
| Men's, boys' clothing stores..... | 4 | 4 | 278 | 278 | 32 | 512 | 504 | 12 | 11 | 3 |
| Men's, boys' furnishings stores..... | 22 | 22 | 2,455 | 2,455 | 296 | 5,775 | 4,886 | 191 | 123 | 16 |
| Family clothing stores..... | 44 | 40 | 4,957 | 4,873 | 627 | 12,016 | 10,675 | 317 | 257 | 24 |
| Women's clothing, specialty stores..... | (NA) | 20 | (NA) | 3,907 | 490 | 8,685 | 7,455 | 229 | 177 | (NA) |
| Ready-to-wear stores..... | (NA) | 12 | (NA) | 321 | 57 | 1,166 | 1,117 | 35 | 31 | (NA) |
| Millinery stores..... | (NA) | 8 | (NA) | 645 | 80 | 2,165 | 2,103 | 53 | 49 | (D) |
| Clothing, specialty stores, n.e.c..... | 5 | 5 | (D) | (D) | (D) | (D) | (D) | (D) | (D) | (D) |
| Children's, infants' wear stores..... | 5 | 3 | (D) | (D) | (D) | (D) | (D) | (D) | (D) | (D) |
| Apparel stores, n.e.c..... | | | | | | | | | | |
| Furniture, Home Furnishings, Appliance Dealers | | | | | | | | | | |
| Total..... | 60 | 52 | 7,566 | 6,948 | 1,063 | 20,182 | 19,945 | 346 | 338 | 38 |
| Furniture, home furnishings stores..... | 42 | 34 | 5,449 | 5,031 | 796 | 15,066 | 14,978 | 256 | 251 | 27 |
| Furniture stores..... | (NA) | 27 | (NA) | 4,224 | 669 | 12,638 | 12,550 | 207 | 202 | (NA) |
| Floor covering stores..... | (NA) | 2 | (NA) | (D) | (D) | (D) | (D) | (D) | (D) | (NA) |
| Home furnishings stores, n.e.c., antique stores..... | (NA) | 5 | (NA) | (D) | (D) | (D) | (D) | (D) | (D) | (NA) |
| Household appliance, radio, TV stores..... | 18 | 18 | 1,917 | 1,917 | 267 | 5,116 | 4,967 | 90 | 87 | 11 |
| Household appliance stores..... | 10 | 10 | 749 | 749 | 108 | 2,286 | 2,256 | 41 | 41 | 6 |
| Appliance, radio, TV stores..... | 4 | 4 | 769 | 769 | 113 | 2,131 | 2,131 | 32 | 32 | 1 |
| Radio, TV stores..... | 4 | 4 | 399 | 399 | 46 | 699 | 580 | 17 | 14 | 4 |
| Automotive Group | | | | | | | | | | |
| Total..... | 52 | 40 | 36,472 | 36,282 | 3,554 | 63,360 | 62,400 | 853 | 826 | 47 |
| Passenger car dealers (franchised)..... | 20 | 20 | 32,702 | 32,702 | 3,116 | 55,212 | 54,394 | 696 | 679 | 18 |
| Passenger car dealers (nonfranchised)..... | 12 | 6 | 691 | 469 | 19 | 431 | 431 | 10 | 10 | 11 |
| Tire, battery, accessory dealers..... | 17 | 13 | (D) | (D) | (D) | (D) | (D) | (D) | (D) | (D) |
| Motocycle, aircraft, boat dealers..... | 1 | 1 | (D) | (D) | (D) | (D) | (D) | (D) | (D) | (D) |
| Household trailer dealers..... | ••• | ••• | ••• | ••• | ••• | ••• | ••• | ••• | ••• | ••• |
| Automotive dealers, n.e.c..... | ••• | ••• | ••• | ••• | ••• | ••• | ••• | ••• | ••• | ••• |
| Gasoline Service Stations | | | | | | | | | | |
| Total..... | 149 | 117 | 10,055 | 9,663 | 934 | 20,019 | 19,172 | 473 | 438 | 163 |
| Lumber, Bldg. Mats., Hardware, Farm Equipment Dealers | | | | | | | | | | |
| Total..... | 44 | 42 | 9,189 | (D) | 939 | 18,270 | 18,014 | 344 | 323 | 28 |
| Farm equipment dealers..... | 4 | 4 | 553 | 553 | 63 | 1,415 | 1,415 | 24 | 24 | ••• |
| Lumber, building materials dealers..... | 15 | 15 | 6,566 | 6,562 | 595 | 11,570 | 11,329 | 225 | 206 | 8 |
| Paint, glass, wallpaper stores..... | 7 | 7 | (D) | (D) | (D) | (D) | (D) | (D) | (D) | (D) |
| Plumbing, electrical supply stores..... | 3 | 3 | (D) | (D) | (D) | (D) | (D) | (D) | (D) | (D) |
| Hardware stores..... | 15 | 13 | 1,535 | (D) | 213 | 4,171 | 4,156 | 75 | 73 | 13 |
| Drug Stores, Proprietary Stores | | | | | | | | | | |
| Total..... | 58 | 54 | 5,155 | 4,901 | 672 | 13,756 | 12,865 | 326 | 277 | 51 |
| Drug stores..... | (NA) | 49 | (NA) | 4,806 | 666 | 13,684 | 12,797 | 321 | 273 | (NA) |
| Proprietary stores..... | (NA) | 5 | (NA) | 95 | 6 | 72 | 68 | 5 | 4 | (NA) |
| Other Retail Stores | | | | | | | | | | |
| Total..... | 142 | 102 | 9,537 | (D) | 1,439 | 28,643 | 28,200 | 585 | 564 | 131 |
| Liquor stores..... | 3 | 3 | 226 | 226 | 12 | 372 | 372 | 9 | 9 | 3 |
| Fuel, ice dealers..... | 10 | 8 | 1,512 | (D) | 309 | 6,507 | 6,507 | 134 | 134 | 4 |
| Fuel dealers (coal, wood)..... | (NA) | 1 | (NA) | (D) | (D) | (D) | (D) | (D) | (D) | (NA) |
| Liquefied petroleum gas dealers..... | (NA) | 6 | (NA) | (D) | (D) | (D) | (D) | (D) | (D) | (NA) |
| Fuel oil dealers..... | (NA) | ••• | (NA) | ••• | ••• | ••• | ••• | ••• | ••• | (NA) |
| Ice dealers..... | (NA) | 1 | (NA) | (D) | (D) | (D) | (D) | (D) | (D) | (NA) |
| Hay, grain, feed stores..... | 7 | 7 | 1,469 | 1,469 | 03 | 2,087 | 1,986 | 43 | 40 | 6 |
| Farm, garden supply stores..... | 4 | 2 | 93 | (D) | (D) | (D) | (D) | (D) | (D) | (D) |

Standard Notes: (D) Withheld to avoid disclosure. (NA) Not available. n.e.c. Not elsewhere classified. XXX Not applicable. (Z) Less than \$500. ... Represents zero.
¹ Group totals may include data for establishments without payroll which could not be classified by detailed kind of business.

RETAIL TRADE—AREA STATISTICS

Table 103. RETAIL TRADE: 1954 — STANDARD METROPOLITAN AREAS — Continued

Establishments, Sales, Payroll, and Personnel, by Kind of Business

| Standard metropolitan area and kind of business | Establishments | | Sales | | Payroll, entire year (\$1,000) | Payroll, workweek ended nearest Nov. 15 | | Paid employees, workweek ended nearest Nov. 15 | | Proprietors (un- incorporated businesses only) ¹ (Number) |
|--|--------------------------------|-----------------------------|---|--|---|--|-------------------------------|--|------------------------------|--|
| | Total ¹ (Number) | With payroll (Number) | Total, all establish- ments ¹ (\$1,000) | Establish- ments with payroll (\$1,000) | | Total (Dollars) | Full workweek (Dollars) | Total (Number) | Full workweek (Number) | |
| JACKSON STANDARD METROPOLITAN AREA--Con. | | | | | | | | | | |
| Other Retail Stores—Con. | | | | | | | | | | |
| Jewelry stores..... | 23 | 21 | 2,062 | (D) | 369 | 6,954 | 6,908 | 127 | 125 | 13 |
| Book stores..... | 1 | 1 | (D) | (D) | (D) | (D) | (D) | (D) | (D) | (D) |
| Stationery stores..... | 4 | 2 | (D) | (D) | (D) | (D) | (D) | (D) | (D) | (D) |
| Sporting goods stores..... | 6 | 6 | 240 | 240 | 25 | 487 | 465 | 14 | 13 | 6 |
| Bicycle stores..... | 2 | 2 | (D) | (D) | (D) | (D) | (D) | (D) | (D) | (D) |
| Florists..... | 17 | 11 | 552 | 512 | 104 | 1,970 | 1,871 | 59 | 53 | 20 |
| Cigar stores, stands..... | 4 | 4 | 89 | 89 | 5 | 133 | 133 | 4 | 4 | 2 |
| News dealers, newsstands..... | 3 | 1 | 90 | (D) | (D) | (D) | (D) | (D) | (D) | (D) |
| Gift, novelty, souvenir stores..... | 6 | 2 | 120 | (D) | (D) | (D) | (D) | (D) | (D) | (D) |
| Music stores..... | 8 | 6 | 882 | (D) | 107 | 2,080 | 2,080 | 48 | 48 | 9 |
| Camera, photographic supply stores..... | 1 | 1 | (D) | (D) | (D) | (D) | (D) | (D) | (D) | (D) |
| Luggage, leather goods stores..... | 1 | 1 | (D) | (D) | (D) | (D) | (D) | (D) | (D) | (D) |
| Optical goods stores..... | 5 | 5 | 282 | 282 | 70 | 1,328 | 1,304 | 20 | 20 | 4 |
| Office, store machine and equipment dealers..... | 3 | 3 | 151 | 151 | 39 | 842 | 842 | 14 | 14 | 4 |
| Retail stores (except second-hand) n.e.c..... | 9 | 9 | 391 | 391 | 85 | 1,512 | 1,421 | 31 | 26 | 5 |
| Second-hand stores..... | 9 | 7 | 319 | (D) | 57 | 965 | 965 | 23 | 23 | 9 |
| Nonstore Retailers | | | | | | | | | | |
| Total | 65 | 15 | 1,914 | 1,388 | 347 | 7,352 | 7,275 | 155 | 151 | 68 |
| Mail order houses..... | 3 | 1 | 58 | (D) | (D) | (D) | (D) | (D) | (D) | (D) |
| Direct selling (house-to-house) organizations..... | 53 | 13 | 1,368 | (D) | (D) | (D) | (D) | (D) | (D) | (D) |
| Merchandise vending machine operators..... | 9 | 1 | 488 | (D) | (D) | (D) | (D) | (D) | (D) | (D) |

Standard Notes: (D) Withheld to avoid disclosure. (NA) Not available. n.e.c. Not elsewhere classified. XXX Not applicable. (Z) Less than \$500. ... Represents zero.
¹Group totals may include data for establishments without payroll which could not be classified by detailed kind of business.

Table 103A. RETAIL TRADE: 1948¹— STANDARD METROPOLITAN AREAS

Establishments and Sales, by Kind of Business

| Kind of business | Establishments, 1948 | | Sales, 1948 | |
|---|-------------------------|-----------------------------|--|--|
| | Total (Number) | With payroll (Number) | Total, all establish- ments (\$1,000) | Establish- ments with payroll (\$1,000) |
| JACKSON STANDARD METROPOLITAN AREA | | | | |
| Retail trade, total | 1,145 | 840 | 112,585 | 108,463 |
| Food stores..... | 340 | 174 | 20,279 | 17,959 |
| Eating, drinking places..... | 234 | 176 | 6,762 | 6,289 |
| General merchandise group..... | 57 | 40 | 21,054 | 20,718 |
| Apparel, accessories stores..... | 88 | 78 | 10,726 | 10,571 |
| Furniture, home furnishings, appliance dealers..... | 58 | 54 | 6,550 | 6,431 |
| Automotive group..... | 65 | 56 | 24,685 | 24,553 |
| Gasoline service stations..... | 119 | 101 | 5,457 | 5,172 |
| Lumber, building materials, hardware, farm equipment dealers..... | 38 | 32 | 5,986 | 5,894 |
| Drug stores, proprietary stores..... | 48 | 45 | 3,536 | 3,479 |
| Other retail stores..... | 90 | 76 | 6,341 | 6,188 |
| Nonstore retailers..... | 8 | 8 | 1,209 | 1,209 |

Standard Notes: (D) Withheld to avoid disclosure. (NA) Not available. ... Represents zero.
¹Data in this table differ from those which appeared in the publications of the 1948 Census of Retail Trade. For a description of the adjustments see Comparison of 1948 and 1954 Censuses in the Introduction.

Table 104. RETAIL TRADE: 1954 — COUNTIES WITH 500 ESTABLISHMENTS OR MORE

Establishments, Sales, Payroll, and Personnel, by Kind of Business

| County and kind of business | Establishments | | Sales | | Payroll, entire year (\$1,000) | Payroll, workweek ended nearest Nov. 15 | | Paid employees, workweek ended nearest Nov. 15 | | Proprietors (unincorporated businesses only) ¹ (Number) |
|---|--------------------------------|--------------------------|---|--|-----------------------------------|---|----------------------------|--|---------------------------|---|
| | Total ¹ (Number) | With payroll (Number) | Total, all establishments ¹ (\$1,000) | Establishments with payroll (\$1,000) | | Total (Dollars) | Full workweek (Dollars) | Total (Number) | Full workweek (Number) | |
| HARRISON COUNTY | | | | | | | | | | |
| Retail trade, total..... | 963 | 605 | 85,063 | 78,021 | 8,789 | 167,054 | 160,867 | 4,037 | 3,594 | 988 |
| Food stores, total..... | 228 | 94 | 20,022 | 16,688 | 1,031 | 21,011 | 19,871 | 538 | 424 | 241 |
| Grocery stores..... | 194 | 80 | 19,070 | 16,102 | 964 | 18,799 | 17,890 | 472 | 374 | 203 |
| Meat markets, fish (seafood) markets..... | 8 | 4 | 287 | 269 | 11 | 401 | 380 | 10 | 8 | 10 |
| Fruit stores, vegetable markets..... | 9 | 1 | 180 | (D) | (D) | (D) | (D) | (D) | (D) | (D) |
| Candy, nut, confectionery stores..... | 5 | 5 | 167 | 167 | 26 | 1,390 | 1,180 | 46 | 32 | 4 |
| Other food stores..... | 8 | 4 | 216 | (D) | (D) | (D) | (D) | (D) | (D) | (D) |
| Eating, drinking places, total..... | 223 | 139 | 9,531 | 8,081 | 1,562 | 28,571 | 27,311 | 967 | 887 | 260 |
| Eating places..... | 138 | 90 | 6,851 | 6,119 | 1,300 | 22,659 | 21,712 | 797 | 730 | 165 |
| Drinking places..... | 85 | 49 | 2,680 | 1,962 | 262 | 5,912 | 5,599 | 170 | 157 | 95 |
| General merchandise group, total..... | 25 | 23 | 9,642 | (D) | 1,227 | 26,045 | 24,574 | 658 | 545 | 20 |
| General merchandise group (except variety)..... | 18 | 16 | 7,315 | (D) | 901 | 19,189 | 18,332 | 413 | 342 | 17 |
| Variety stores..... | 7 | 7 | 2,327 | 2,327 | 326 | 6,856 | 6,242 | 245 | 203 | 3 |
| Apparel, accessories stores, total..... | 67 | 61 | 6,230 | 6,082 | 726 | 13,763 | 13,006 | 409 | 351 | 59 |
| Shoe stores..... | 16 | 16 | 879 | 879 | 100 | 2,040 | 1,836 | 60 | 42 | 4 |
| Men's, boys' clothing and furnishings stores..... | (NA) | 19 | (NA) | 1,449 | 189 | 2,716 | 2,672 | 78 | 74 | (NA) |
| Family clothing stores..... | (NA) | 6 | (NA) | 1,383 | 169 | 3,189 | 2,898 | 105 | 94 | (NA) |
| Women's clothing, specialty stores..... | 18 | 16 | 2,189 | (D) | (D) | (D) | (D) | (D) | (D) | (D) |
| Ready-to-wear stores..... | (NA) | 13 | (NA) | 2,084 | 236 | 5,043 | 4,911 | 132 | 117 | (NA) |
| Other clothing, specialty stores..... | (NA) | 3 | (NA) | (D) | (D) | (D) | (D) | (D) | (D) | (NA) |
| Other apparel stores..... | 4 | 4 | (D) | (D) | (D) | (D) | (D) | (D) | (D) | (D) |
| Furniture, home furnishings, appliance dealers, total..... | 50 | 42 | 4,836 | 4,688 | 653 | 11,911 | 11,494 | 220 | 208 | 45 |
| Furniture, home furnishings stores, antique stores..... | 20 | 16 | 2,519 | 2,461 | 338 | 6,303 | 6,221 | 109 | 105 | 19 |
| Household appliance, radio, TV stores..... | 30 | 26 | 2,317 | 2,227 | 315 | 5,608 | 5,273 | 111 | 103 | 26 |
| Automotive group..... | 51 | 43 | 16,372 | 16,306 | 1,790 | 31,721 | 31,441 | 488 | 475 | 31 |
| Gasoline service stations..... | 122 | 82 | 7,139 | 6,331 | 535 | 10,890 | 10,569 | 258 | 233 | 110 |
| Lumber, bldg. mats., hardware, farm equip. dealers, total..... | 47 | 31 | 4,716 | 4,428 | 517 | 9,706 | 9,575 | 175 | 170 | 54 |
| Farm equipment dealers..... | 1 | 1 | (D) | (D) | (D) | (D) | (D) | (D) | (D) | (D) |
| Lumber, building materials, supplies, equipment dealers..... | 25 | 19 | (D) | (D) | (D) | (D) | (D) | (D) | (D) | (D) |
| Hardware stores..... | 21 | 11 | 1,528 | 1,324 | 156 | 3,207 | 3,123 | 64 | 61 | 31 |
| Drug stores, proprietary stores, total..... | 30 | 24 | 2,598 | 2,484 | 384 | 7,504 | 7,343 | 179 | 168 | 29 |
| Drug stores..... | (NA) | 23 | (NA) | (D) | (D) | (D) | (D) | (D) | (D) | (NA) |
| Proprietary stores..... | (NA) | 1 | (NA) | (D) | (D) | (D) | (D) | (D) | (D) | (NA) |
| Other retail stores, total..... | 94 | 60 | 3,563 | (D) | 335 | 5,535 | 5,286 | 139 | 127 | 110 |
| Liquor stores..... | 2 | ... | (D) | ... | ... | ... | ... | ... | ... | (D) |
| Fuel, ice dealers..... | 1 | 1 | (D) | (D) | (D) | (D) | (D) | (D) | (D) | (D) |
| Feed, farm, garden supply stores..... | 5 | 5 | 939 | 939 | 73 | 1,162 | 1,152 | 27 | 26 | 5 |
| Jewelry stores..... | 18 | 16 | 773 | (D) | (D) | (D) | (D) | (D) | (D) | (D) |
| Book, stationery stores..... | 2 | ... | (D) | ... | ... | ... | ... | ... | ... | (D) |
| Other retail stores (except second-hand)..... | 49 | 33 | 1,375 | 1,203 | 101 | 1,810 | 1,590 | 56 | 47 | 54 |
| Second-hand stores..... | 13 | 5 | 185 | 107 | 17 | 341 | 328 | 8 | 7 | 15 |
| Nonstore retailers..... | 26 | 6 | 414 | 224 | 29 | 397 | 397 | 6 | 6 | 29 |
| HINDS COUNTY (See Jackson Standard Metropolitan Area, Table 103.) | | | | | | | | | | |
| LAUDERDALE COUNTY | | | | | | | | | | |
| Retail trade, total..... | 644 | 422 | 56,110 | 52,138 | 5,770 | 109,758 | 105,690 | 2,789 | 2,451 | 592 |
| Food stores, total..... | 178 | 72 | 12,791 | 10,719 | 762 | 13,135 | 12,314 | 348 | 279 | 179 |
| Grocery stores..... | 174 | 68 | 12,594 | 10,536 | 743 | 12,790 | 11,969 | 339 | 270 | 172 |
| Meat markets, fish (seafood) markets..... | 1 | 1 | (D) | (D) | (D) | (D) | (D) | (D) | (D) | (D) |
| Fruit stores, vegetable markets..... | ... | ... | (D) | ... | ... | ... | ... | ... | ... | (D) |
| Candy, nut, confectionery stores..... | 2 | 2 | (D) | (D) | (D) | (D) | (D) | (D) | (D) | (D) |
| Other food stores..... | 1 | 1 | (D) | (D) | (D) | (D) | (D) | (D) | (D) | (D) |
| Eating, drinking places, total..... | 94 | 68 | 2,788 | 2,432 | 421 | 8,114 | 7,664 | 353 | 311 | 103 |
| Eating places..... | 74 | 50 | 2,230 | (D) | 360 | 7,226 | 6,809 | 318 | 278 | 81 |
| Drinking places..... | 20 | 18 | 558 | (D) | 61 | 888 | 855 | 35 | 33 | 22 |
| General merchandise group, total..... | 32 | 22 | 8,349 | 8,235 | 1,062 | 19,307 | 18,382 | 585 | 477 | 22 |
| General merchandise group (except variety)..... | 26 | 18 | 6,703 | 6,615 | 838 | 15,152 | 14,705 | 398 | 365 | 19 |
| Variety stores..... | 4 | 4 | 1,620 | 1,620 | 224 | 4,155 | 3,677 | 187 | 112 | 1 |
| Apparel, accessories stores, total..... | 43 | 39 | 4,929 | 4,811 | 653 | 12,762 | 12,026 | 342 | 284 | 27 |
| Shoe stores..... | 9 | 7 | 794 | (D) | 82 | 1,650 | 1,487 | 46 | 27 | 4 |
| Men's, boys' clothing and furnishings stores..... | 7 | 7 | 582 | 582 | 51 | 1,053 | 923 | 25 | 19 | 6 |
| Family clothing stores..... | 5 | 5 | (D) | (D) | (D) | (D) | (D) | (D) | (D) | (D) |
| Women's clothing, specialty stores..... | 21 | 19 | 2,112 | (D) | 254 | 4,891 | 4,628 | 151 | 134 | 10 |
| Ready-to-wear stores..... | (NA) | 13 | (NA) | 1,614 | 189 | 3,626 | 3,363 | 112 | 95 | (NA) |
| Other clothing, specialty stores..... | (NA) | 6 | (NA) | (D) | 65 | 1,265 | 1,265 | 39 | 39 | (NA) |
| Other apparel stores..... | 1 | 1 | (D) | (D) | (D) | (D) | (D) | (D) | (D) | (D) |
| Furniture, home furnishings, appliance dealers, total..... | 31 | 27 | 2,651 | 2,613 | 384 | 7,265 | 7,029 | 141 | 136 | 21 |
| Furniture, home furnishings stores, antique stores..... | 15 | 13 | 1,565 | (D) | 246 | 4,847 | 4,611 | 92 | 87 | 8 |
| Household appliance, radio, TV stores..... | 16 | 14 | 1,086 | (D) | 138 | 2,418 | 2,418 | 49 | 49 | 13 |
| Automotive group..... | 32 | 28 | 11,769 | 11,681 | 1,081 | 19,881 | 19,728 | 339 | 329 | 29 |
| Gasoline service stations..... | 75 | 59 | 4,553 | 4,167 | 362 | 7,769 | 7,638 | 199 | 185 | 67 |

Standard Notes: (D) Withheld to avoid disclosure. (NA) Not available. n.e.c. Not elsewhere classified. XXX Not applicable. (Z) Less than \$500. ... Represents zero.

¹ Group totals may include data for establishments without payroll which could not be classified by detailed kind of business.

Table 104. RETAIL TRADE: 1954 — COUNTIES WITH 500 ESTABLISHMENTS OR MORE—Continued

Establishments, Sales, Payroll, and Personnel, by Kind of Business

| County and kind of business | Establishments | | Sales | | Payroll, entire year (\$1,000) | Payroll, workweek ended nearest Nov. 15 | | Paid employees, workweek ended nearest Nov. 15 | | Proprietors (unincorporated businesses only) ¹ (Number) |
|---|--------------------------------|--------------------------|---|--|-----------------------------------|---|----------------------------|--|---------------------------|---|
| | Total ¹ (Number) | With payroll (Number) | Total, all establishments ¹ (\$1,000) | Establishments with payroll (\$1,000) | | Total (Dollars) | Full workweek (Dollars) | Total (Number) | Full workweek (Number) | |
| LAUDERDALE COUNTY--Con. | | | | | | | | | | |
| Lumber, bldg. mats., hardware, farm equip. dealers, total | 26 | 20 | 2,680 | 2,576 | 325 | 7,327 | 6,977 | 128 | 118 | 26 |
| Farm equipment dealers | 5 | 3 | 355 | (D) | 18 | 409 | 377 | 10 | 7 | 7 |
| Lumber, building materials, supplies, equipment dealers | 14 | 12 | 2,057 | (D) | 276 | 6,438 | 6,138 | 106 | 100 | 10 |
| Hardware stores | 7 | 5 | 268 | (D) | 31 | 480 | 462 | 12 | 11 | 9 |
| Drug stores, proprietary stores, total | 28 | 24 | 1,621 | 1,539 | 271 | 4,424 | 4,265 | 141 | 129 | 19 |
| Drug stores | (NA) | 20 | (NA) | 1,434 | 258 | 4,307 | 4,158 | 130 | 119 | (NA) |
| Proprietary stores | (NA) | 4 | (NA) | 105 | 13 | 117 | 107 | 11 | 10 | (NA) |
| Other retail stores, total | 64 | 52 | 3,497 | 3,065 | 381 | 8,280 | 8,190 | 188 | 179 | 58 |
| Liquor stores | 6 | 2 | 346 | (D) | (D) | (D) | (D) | (D) | (D) | (D) |
| Fuel, ice dealers | 3 | 3 | (D) | (D) | (D) | (D) | (D) | (D) | (D) | (D) |
| Feed, farm, garden supply stores | 10 | 8 | 1,193 | (D) | 59 | 1,306 | 1,289 | 31 | 29 | 12 |
| Jewelry stores | 11 | 11 | 764 | 764 | 138 | 2,940 | 2,925 | 54 | 53 | 5 |
| Book, stationery stores | 1 | 1 | (D) | (D) | (D) | (D) | (D) | (D) | (D) | (D) |
| Other retail stores (except second-hand) | 25 | 23 | 760 | (D) | 97 | 2,277 | 2,223 | 61 | 56 | 23 |
| Second-hand stores | 6 | 4 | (D) | 112 | 30 | 674 | 670 | 18 | 17 | (D) |
| Nonstore retailers | 41 | 11 | 482 | 300 | 68 | 1,494 | 1,477 | 25 | 24 | 41 |
| WASHINGTON COUNTY | | | | | | | | | | |
| Retail trade, total | 602 | 382 | 55,882 | 51,310 | 5,374 | 107,065 | 103,351 | 2,472 | 2,166 | 639 |
| Food stores, total | 205 | 67 | 13,584 | 10,424 | 583 | 11,963 | 11,091 | 314 | 247 | 231 |
| Grocery stores | 198 | 64 | 13,405 | 10,285 | 556 | 11,420 | 10,548 | 297 | 230 | 223 |
| Meat markets, fish (seafood) markets | 4 | ... | (D) | ... | ... | (D) | ... | ... | ... | (D) |
| Fruit stores, vegetable markets | ... | ... | (D) | ... | ... | (D) | ... | ... | ... | (D) |
| Candy, nut, confectionery stores | ... | ... | ... | ... | ... | (D) | ... | ... | ... | (D) |
| Other food stores | 3 | 3 | (D) | (D) | (D) | (D) | (D) | (D) | (D) | (D) |
| Eating, drinking places, total | 69 | 55 | 1,820 | 1,650 | 255 | 5,882 | 5,659 | 265 | 247 | 87 |
| Eating places | 61 | 49 | 1,663 | (D) | 233 | 5,424 | 5,205 | 239 | 222 | 76 |
| Drinking places | 8 | 6 | 157 | (D) | 22 | 458 | 454 | 26 | 25 | 11 |
| General merchandise group, total | 45 | 27 | 6,095 | 5,831 | 793 | 14,544 | 13,436 | 425 | 301 | 47 |
| General merchandise group (except variety) | 38 | 20 | 4,997 | 4,733 | 629 | 11,543 | 10,897 | 279 | 225 | 46 |
| Variety stores | 7 | 7 | 1,098 | 1,098 | 164 | 3,001 | 2,539 | 146 | 76 | 1 |
| Apparel, accessories stores, total | 50 | 50 | 4,447 | 4,427 | 514 | 10,385 | 9,889 | 269 | 229 | 47 |
| Shoe stores | 6 | 6 | 485 | 485 | 62 | 1,211 | 1,094 | 32 | 19 | 3 |
| Men's, boys' clothing and furnishings stores | 9 | 9 | 798 | 798 | 86 | 1,829 | 1,786 | 35 | 30 | 4 |
| Family clothing stores | 14 | 14 | (D) | (D) | (D) | (D) | (D) | (D) | (D) | (D) |
| Women's clothing, specialty stores | 19 | 19 | 2,420 | 2,400 | 280 | 5,234 | 5,009 | 144 | 130 | 21 |
| Ready-to-wear stores | 17 | 17 | (D) | (D) | (D) | (D) | (D) | (D) | (D) | (D) |
| Other clothing, specialty stores | 2 | 2 | (D) | (D) | (D) | (D) | (D) | (D) | (D) | (D) |
| Other apparel stores | 2 | 2 | (D) | (D) | (D) | (D) | (D) | (D) | (D) | (D) |
| Furniture, home furnishings, appliance dealers, total | 30 | 28 | 2,735 | (D) | 421 | 8,004 | 7,923 | 135 | 133 | 25 |
| Furniture, home furnishings stores, antique stores | 19 | 17 | 1,498 | (D) | 239 | 4,536 | 4,473 | 74 | 73 | 17 |
| Household appliance, radio, TV stores | 11 | 11 | 1,237 | 1,237 | 182 | 3,468 | 3,450 | 61 | 60 | 8 |
| Automotive group | 20 | 20 | 9,766 | 9,766 | 1,071 | 17,419 | 17,127 | 318 | 302 | 18 |
| Gasoline service stations | 60 | 42 | 3,842 | 3,280 | 304 | 5,614 | 5,554 | 139 | 135 | 71 |
| Lumber, bldg. mats., hardware, farm equip. dealers, total | 29 | 27 | 6,600 | (D) | 788 | 19,137 | 18,991 | 306 | 300 | 28 |
| Farm equipment dealers | 5 | 5 | 2,599 | 2,599 | 321 | 10,769 | 10,769 | 138 | 138 | 4 |
| Lumber, building materials, supplies, equipment dealers | 15 | 15 | 3,569 | 3,569 | 416 | 7,363 | 7,247 | 148 | 142 | 17 |
| Hardware stores | 9 | 7 | 432 | (D) | 51 | 1,005 | 975 | 20 | 20 | 7 |
| Drug stores, proprietary stores, total | 16 | 16 | 1,353 | 1,353 | 157 | 3,037 | 2,931 | 30 | 69 | 18 |
| Drug stores | 11 | 11 | 1,197 | 1,197 | 140 | 2,716 | 2,624 | 67 | 59 | 13 |
| Proprietary stores | 5 | 5 | 156 | 156 | 17 | 321 | 307 | 13 | 10 | 5 |
| Other retail stores, total | 60 | 46 | 5,273 | 5,075 | 449 | 10,259 | 9,958 | 206 | 189 | 47 |
| Liquor stores | 4 | 4 | 694 | 694 | 27 | 368 | 368 | 8 | 8 | 5 |
| Fuel, ice dealers | 5 | 5 | 515 | 515 | 116 | 2,490 | 2,432 | 46 | 41 | 1 |
| Feed, farm, garden supply stores | 16 | 14 | 2,838 | (D) | 189 | 4,598 | 4,456 | 34 | 81 | 3 |
| Jewelry stores | 7 | 5 | 527 | (D) | 58 | 1,600 | 1,600 | 28 | 28 | 7 |
| Book, stationery stores | ... | ... | ... | ... | ... | ... | ... | ... | ... | ... |
| Other retail stores (except second-hand) | 18 | 14 | 519 | 479 | 51 | 996 | 927 | 30 | 25 | 21 |
| Second-hand stores | 4 | 4 | 86 | 86 | 8 | 207 | 175 | 10 | 6 | 4 |
| Nonstore retailers | 18 | 4 | 367 | 187 | 39 | 821 | 792 | 15 | 14 | 20 |

Standard Notes: (D) Withheld to avoid disclosure. (NA) Not available. n.e.c. Not elsewhere classified. XXX Not applicable. (Z) Less than \$500. ... Represents zero.

¹ Group totals may include data for establishments without payroll which could not be classified by detailed kind of business.

Table 105. RETAIL TRADE: 1954 — CITIES WITH 500 ESTABLISHMENTS OR MORE

Establishments, Sales, Payroll, and Personnel, by Kind of Business

| City and kind of business | Establishments | | Sales | | Payroll, entire year (\$1,000) | Payroll, workweek ended nearest Nov. 15 | | Paid employees, workweek ended nearest Nov. 15 | | Proprietors (unincorporated businesses only) ¹ (Number) |
|--|--------------------------------|--------------------------|---|--|-----------------------------------|---|----------------------------|--|---------------------------|---|
| | Total ¹ (Number) | With payroll (Number) | Total, all establishments ¹ (\$1,000) | Establishments with payroll (\$1,000) | | Total (Dollars) | Full workweek (Dollars) | Total (Number) | Full workweek (Number) | |
| JACKSON | | | | | | | | | | |
| Retail trade, total..... | 1,054 | 774 | 142,817 | 137,315 | 16,280 | 383,736 | 370,118 | 7,339 | 6,455 | 987 |
| Food stores, total..... | 212 | 124 | 28,062 | 26,218 | 1,764 | 32,219 | 30,134 | 941 | 739 | 232 |
| Grocery stores..... | 201 | 119 | 27,581 | 25,867 | 1,724 | 31,456 | 29,404 | 925 | 725 | 218 |
| Meat markets, fish (seafood) markets..... | 2 | 2 | (D) | (D) | (D) | (D) | (D) | (D) | (D) | (D) |
| Fruit stores, vegetable markets..... | 1 | 1 | (D) | (D) | (D) | (D) | (D) | (D) | (D) | (D) |
| Candy, nut, confectionery stores..... | ••• | ••• | ••• | ••• | ••• | ••• | ••• | ••• | ••• | ••• |
| Other food stores..... | 6 | 2 | (D) | (D) | (D) | (D) | (D) | (D) | (D) | (D) |
| Eating, drinking places, total..... | 181 | 137 | 7,276 | 6,774 | 1,383 | 33,612 | 32,098 | 1,210 | 1,111 | 197 |
| Eating places..... | 159 | 119 | (D) | (D) | (D) | (D) | (D) | (D) | (D) | (D) |
| Drinking places..... | 22 | 18 | (D) | (D) | (D) | (D) | (D) | (D) | (D) | (D) |
| General merchandise group, total..... | 41 | 29 | 21,018 | 21,018 | 3,275 | 128,798 | 125,019 | 1,596 | 1,333 | 34 |
| General merchandise group (except variety)..... | 22 | 16 | 17,894 | 17,742 | 2,769 | 118,543 | 115,888 | 1,147 | 1,012 | 26 |
| Variety stores..... | 17 | 13 | 3,124 | 3,276 | 506 | 10,255 | 9,131 | 449 | 321 | 6 |
| Apparel, accessories stores, total..... | 119 | 109 | 12,221 | 12,025 | 1,486 | 28,675 | 25,833 | 742 | 566 | 72 |
| Shoe stores..... | 28 | 24 | 2,450 | 2,358 | 332 | 6,235 | 5,759 | 142 | 100 | 13 |
| Men's, boys' clothing and furnishings stores..... | 19 | 19 | 2,130 | 2,130 | 206 | 4,360 | 4,247 | 88 | 81 | 9 |
| Family clothing stores..... | 20 | 20 | (D) | (D) | (D) | (D) | (D) | (D) | (D) | (D) |
| Women's clothing, specialty stores..... | 42 | 38 | (D) | (D) | (D) | (D) | (D) | (D) | (D) | (D) |
| Ready-to-wear stores..... | (NA) | 18 | (NA) | (D) | (D) | (D) | (D) | (D) | (D) | (NA) |
| Other clothing, specialty stores..... | (NA) | 20 | (NA) | 966 | 137 | 3,331 | 3,220 | 88 | 80 | (NA) |
| Other apparel stores..... | 10 | 8 | 384 | (D) | 33 | 770 | 741 | 18 | 17 | 13 |
| Furniture, home furnishings, appliance dealers, total..... | 58 | 50 | (D) | (D) | (D) | (D) | (D) | (D) | (D) | (D) |
| Furniture, home furnishings stores, antique stores..... | 41 | 33 | (D) | (D) | (D) | (D) | (D) | (D) | (D) | (D) |
| Household appliance, radio, TV stores..... | 17 | 17 | (D) | (D) | (D) | (D) | (D) | (D) | (D) | (D) |
| Automotive group..... | 44 | 32 | 33,660 | 33,470 | 3,260 | 58,434 | 57,577 | 760 | 739 | 43 |
| Gasoline service stations..... | 121 | 01 | 8,956 | 8,038 | 797 | 17,239 | 16,434 | 411 | 380 | 130 |
| Lumber, bldg. mats., hardware, farm equip. dealers, total..... | 39 | 37 | 8,832 | (D) | 897 | 17,338 | 17,087 | 326 | 306 | 26 |
| Farm equipment dealers..... | 2 | 2 | (D) | (D) | (D) | (D) | (D) | (D) | (D) | (D) |
| Lumber, building materials, supplies, equipment dealers..... | 25 | 25 | (D) | (D) | (D) | (D) | (D) | (D) | (D) | (D) |
| Hardware stores..... | 12 | 10 | 1,374 | (D) | 193 | 3,872 | 3,862 | 67 | 66 | 11 |
| Drug stores, proprietary stores, total..... | 56 | 46 | 4,724 | (D) | (D) | (D) | (D) | (D) | (D) | (D) |
| Drug stores..... | (NA) | 43 | (NA) | 4,506 | 638 | 13,262 | 12,428 | 305 | 263 | (NA) |
| Proprietary stores..... | (NA) | 3 | (NA) | (D) | (D) | (D) | (D) | (D) | (D) | (NA) |
| Other retail stores, total..... | 120 | 94 | 8,484 | 8,180 | 1,382 | 26,917 | 26,580 | 551 | 533 | 111 |
| Liquor stores..... | 2 | 2 | (D) | (D) | (D) | (D) | (D) | (D) | (D) | (D) |
| Fuel, ice dealers..... | 7 | 5 | 1,368 | (D) | 296 | 5,992 | 5,992 | 126 | 126 | 2 |
| Feed, farm, garden supply stores..... | 8 | 6 | 822 | (D) | 60 | 1,129 | 1,124 | 27 | 26 | 10 |
| Jewelry stores..... | 23 | 21 | 2,062 | (D) | 369 | 6,954 | 6,908 | 127 | 125 | 13 |
| Book, stationery stores..... | 5 | 3 | (D) | (D) | (D) | (D) | (D) | (D) | (D) | (D) |
| Other retail stores (except second-hand)..... | 62 | 50 | 3,236 | 3,068 | 579 | 10,076 | 9,790 | 227 | 212 | 65 |
| Second-hand stores..... | 9 | 7 | 317 | (D) | 57 | 965 | 965 | 23 | 23 | 9 |
| Nonsstore retailers..... | 63 | 15 | (D) | 1,388 | 347 | 7,352 | 7,275 | 155 | 151 | 66 |
| MERIDIAN | | | | | | | | | | |
| Retail trade, total..... | 541 | 377 | 52,366 | 49,470 | 5,607 | 106,583 | 102,647 | 2,687 | 2,362 | 489 |
| Food stores, total..... | 140 | 62 | 11,655 | 10,227 | 739 | 12,729 | 11,964 | 331 | 268 | 139 |
| Grocery stores..... | 137 | 59 | 11,566 | 10,152 | 731 | 12,569 | 11,804 | 326 | 263 | 132 |
| Meat markets, fish (seafood) markets..... | 1 | 1 | (D) | (D) | (D) | (D) | (D) | (D) | (D) | (D) |
| Fruit stores, vegetable markets..... | ••• | ••• | (D) | (D) | ••• | ••• | ••• | ••• | ••• | (D) |
| Candy, nut, confectionery stores..... | 1 | 1 | (D) | (D) | (D) | (D) | (D) | (D) | (D) | (D) |
| Other food stores..... | 1 | 1 | (D) | (D) | (D) | (D) | (D) | (D) | (D) | (D) |
| Eating, drinking places, total..... | 71 | 55 | 2,222 | 2,018 | 382 | 7,514 | 7,097 | 323 | 283 | 79 |
| Eating places..... | 61 | 47 | 2,037 | (D) | 353 | 7,105 | 6,688 | 308 | 268 | 66 |
| Drinking places..... | 10 | 8 | 185 | (D) | 29 | 409 | 409 | 15 | 15 | 13 |
| General merchandise group, total..... | 21 | 15 | 7,770 | 7,650 | 1,038 | 18,835 | 17,927 | 568 | 462 | 13 |
| General merchandise group (except variety)..... | 15 | 11 | 6,784 | 6,030 | 814 | 14,680 | 14,250 | 381 | 350 | 10 |
| Variety stores..... | 4 | 4 | 1,620 | 1,620 | 224 | 4,155 | 3,677 | 187 | 112 | 1 |
| Apparel, accessories stores, total..... | 43 | 39 | 4,929 | 4,811 | 653 | 12,762 | 12,026 | 342 | 284 | 27 |
| Shoe stores..... | 9 | 7 | 794 | (D) | 82 | 1,650 | 1,487 | 46 | 27 | 4 |
| Men's, boys' clothing and furnishings stores..... | 7 | 7 | 582 | (D) | 51 | 1,053 | 923 | 25 | 19 | 6 |
| Family clothing stores..... | 5 | 5 | (D) | (D) | (D) | (D) | (D) | (D) | (D) | (D) |
| Women's clothing, specialty stores..... | 21 | 19 | 2,112 | (D) | 254 | 4,891 | 4,628 | 151 | 134 | 10 |
| Ready-to-wear stores..... | (NA) | 13 | (NA) | 1,614 | 189 | 3,626 | 3,363 | 112 | 95 | (NA) |
| Other clothing, specialty stores..... | (NA) | 6 | (NA) | (D) | 65 | 1,265 | 1,265 | 39 | 39 | (NA) |
| Other apparel stores..... | 1 | 1 | (D) | (D) | (D) | (D) | (D) | (D) | (D) | (D) |
| Furniture, home furnishings, appliance dealers, total..... | 30 | 26 | (D) | (D) | (D) | (D) | (D) | (D) | (D) | (D) |
| Furniture, home furnishings stores, antique stores..... | 15 | 13 | 1,565 | (D) | 246 | 4,847 | 4,611 | 92 | 87 | 8 |
| Household appliance, radio, TV stores..... | 15 | 13 | (D) | (D) | (D) | (D) | (D) | (D) | (D) | (D) |
| Automotive group..... | 31 | 27 | (D) | (D) | (D) | (D) | (D) | (D) | (D) | (D) |
| Gasoline service stations..... | 57 | 51 | 3,762 | 3,598 | 324 | 6,984 | 6,879 | 176 | 165 | 50 |

Standard Notes: (D) Withheld to avoid disclosure. (NA) Not available. n.e.c. Not elsewhere classified. XXX Not applicable. (Z) Less than \$500. ... Represents zero.

¹Group totals may include data for establishments without payroll which could not be classified by detailed kind of business.

RETAIL TRADE—AREA STATISTICS

Table 105. RETAIL TRADE: 1954 — CITIES WITH 500 ESTABLISHMENTS OR MORE—Continued

Establishments, Sales, Payroll, and Personnel, by Kind of Business

| City and kind of business | Establishments | | Sales | | Payroll, entire year | Payroll, workweek ended nearest Nov. 15 | | Paid employees, workweek ended nearest Nov. 15 | | Proprietors (un- incorporated businesses only) ¹ |
|---|--------------------|-----------------|--|-------------------------------------|----------------------------|--|------------------|--|------------------|--|
| | Total ¹ | With payroll | Total, all establish- ments ¹ | Establish- ments with payroll | | Total | Full workweek | Total | Full workweek | |
| | (Number) | (Number) | (\$1,000) | (\$1,000) | (\$1,000) | (Dollars) | (Dollars) | (Number) | (Number) | |
| MERIDIAN--Con. | | | | | | | | | | |
| Lumber, bldg. mats., hardware, farm equip. dealers, total | 26 | 20 | 2,680 | 2,576 | 325 | 7,327 | 6,977 | 128 | 118 | 26 |
| Farm equipment dealers | 5 | 3 | 355 | (D) | 18 | 409 | 377 | 10 | 7 | 7 |
| Lumber, building materials, supplies, equipment dealers | 14 | 12 | 2,057 | (D) | 276 | 6,438 | 6,138 | 106 | 100 | 10 |
| Hardware stores | 7 | 5 | 268 | (D) | 31 | 480 | 462 | 12 | 11 | 9 |
| Drug stores, proprietary stores, total | 28 | 24 | 1,621 | 1,539 | 271 | 4,424 | 4,265 | 141 | 129 | 19 |
| Drug stores | (NA) | 20 | (NA) | 1,434 | 258 | 4,307 | 4,158 | 130 | 119 | (NA) |
| Proprietary stores | (NA) | 4 | (NA) | 105 | 13 | 117 | 107 | 11 | 10 | (NA) |
| Other retail stores, total | 59 | 49 | (D) | 2,993 | 371 | 8,113 | 8,023 | 184 | 175 | 52 |
| Liquor stores | 5 | 1 | (D) | (D) | (D) | (D) | (D) | (D) | (D) | (D) |
| Fuel, ice dealers | 2 | 2 | (D) | (D) | (D) | (D) | (D) | (D) | (D) | (D) |
| Feed, farm, garden supply stores | 10 | 8 | 1,193 | (D) | 59 | 1,306 | 1,289 | 31 | 29 | 12 |
| Jewelry stores | 11 | 11 | 764 | 764 | 138 | 2,940 | 2,925 | 54 | 53 | 5 |
| Book, stationery stores | 1 | 1 | (D) | (D) | (D) | (D) | (D) | (D) | (D) | (D) |
| Other retail stores (except second-hand) | 24 | 22 | (D) | (D) | (D) | (D) | (D) | (D) | (D) | (D) |
| Second-hand stores | 4 | 4 | 112 | 112 | 30 | 674 | 670 | 18 | 17 | 2 |
| Nonstore retailers | 35 | 9 | 435 | (D) | (D) | (D) | (D) | (D) | (D) | (D) |

Standard Notes: (D) Withheld to avoid disclosure. (NA) Not available. n.e.c. Not elsewhere classified. XXX Not applicable. (Z) Less than \$500. ... Represents zero.
¹Group totals may include data for establishments without payroll which could not be classified by detailed kind or business.

6

14


1888

1888

BUREAU OF THE
LIBRARY



CB/Bureau of the Census Library



5 0673 01044527 1